

Improving Open-Set Semi-Supervised Learning with Self-Supervision

Erik Wallin^{1,2}, Lennart Svensson², Fredrik Kahl², Lars Hammarstrand²

¹Saab AB, ²Chalmers University of Technology

{walline,lennart.svensson,fredrik.kahl,lars.hammarstrand}@chalmers.se

Abstract

Open-set semi-supervised learning (OSSL) is a realistic setting of semi-supervised learning where the unlabeled training set contains classes that are not present in the labeled set. Many existing OSSL methods assume that these out-of-distribution data are harmful and put effort into excluding data from unknown classes from the training objective. In contrast, we propose an OSSL framework that facilitates learning from all unlabeled data through self-supervision. Additionally, we utilize an energy-based score to accurately recognize data belonging to the known classes, making our method well-suited for handling uncurated data in deployment. We show through extensive experimental evaluations on several datasets that our method shows overall unmatched robustness and performance in terms of closed-set accuracy and open-set recognition compared with state-of-the-art for OSSL. Our code will be released upon publication.

1. Introduction

Using a combination of labeled and unlabeled data for training a model, so-called *semi-supervised learning* (SSL), has been a well-studied field of machine learning for a long time [17, 26, 27, 29, 36]. Large labeled datasets are often difficult or expensive to acquire, but extensive amounts of unlabeled data are more readily available. However, semi-supervised learning is typically studied in a *closed-set context*, where labeled and unlabeled data are assumed to follow the same distribution. Though in practice, one can expect that the labeled set is of a much more curated character, e.g., hand-picked examples from known classes, compared to its unlabeled counterpart, which may contain outliers or corrupted data. Semi-supervised learning where the unlabeled set contains more classes than the labeled set (see Fig. 1) is referred to as *open-set semi-supervised learning* (OSSL). The classes present in the labeled set are considered in-distribution (ID), whereas other classes are recognized as out-of-distribution (OOD).

A common approach for training models in OSSL is to




Figure 1. Comparison between open- and closed-set semi-supervised learning.

use a standard SSL objective but only include unlabeled data that are predicted as ID [5, 9, 10, 38]. Other unlabeled data are, e.g., discarded [4] or given less importance [9]. This approach is motivated by an assumption that the training signal from OOD data hurts the performance. However, the obvious drawback is that they overlook utilizing all available data by restricting learning to samples predicted as ID. Some methods take steps towards better employment of unlabeled data in OSSL. For example, [24] uses a consistency regularization on all unlabeled data, [13] similarly introduces a self-supervised rotation that is used for all unlabeled data, and [14] identifies OOD data semantically similar to ID data that can be “recycled” as such. However, these methods are still centered around an SSL objective evaluated for predicted ID data.

In this work, we propose a **Self-supervision-centric Framework for Open-set Semi-Supervised learning** (SeFOSS). Our proposed framework unconditionally promotes learning from all unlabeled data by utilizing a self-supervised consistency loss, which is effective in the traditional closed-set SSL setting [31]. Compared to previous methods focusing on predicted inliers through an SSL objective, we argue that making self-supervision the primary source of learning is key, not only for data efficiency but also for robustness in OSSL. The impact of classifying unlabeled data incorrectly as ID, or as the incorrect class, is intuitively much less significant for a self-supervised training objective. Moreover, we prioritize the final model’s capac-

ity for open-set recognition (predicting data as ID or OOD). To this end, we resort to the recently popularized *free-energy score* [20]. This theoretically founded approach for open-set recognition (OSR) is shown to be well-performing with the added benefit of not requiring any architectural modifications to the classification model.

We conduct thorough experiments across wide-ranging datasets when evaluating our framework and comparing it to existing methods. The results show that SeFOSS gives an unmatched overall performance in terms of closed-set accuracy and open-set recognition compared to the state-of-the-art. Furthermore, our extensive experiments show that the previous assumption [5, 9, 10] that OOD data significantly hurt the closed-set accuracy of traditional SSL is not always valid. On the contrary, the seminal SSL method FixMatch [27] outperforms all evaluated OSSL methods in terms of closed-set accuracy. Thus, we suggest that designated methods for OSSL are mainly important when performance for open-set recognition is vital.

Our main contributions are:

- a self-supervision-centric OSSL framework for accurate closed-set performance and OSR.
- an extensive evaluation across a wide range of open-set scenarios showing that our framework achieves SOTA results compared to existing methods.
- a challenge to the prior assumption that OOD data in the unlabeled set significantly harms the closed-set performance of traditional SSL methods, indicating that research efforts should be put elsewhere.

2. Related work

This section covers the most relevant background for SSL and OSR. Additionally, we summarize existing works in open-set semi-supervised learning.

2.1. Semi-supervised learning

Research in semi-supervised learning has a long history [1, 8, 17, 23, 26, 36]. Recently, frameworks such as FixMatch [27] and UDA [32] introduced a new paradigm for semi-supervised learning combining pseudo-labeling with consistency regularization using data augmentations. These works emphasize the importance of strong domain-specific data augmentations for high performance in SSL. In the image domain, these augmentations are, *e.g.*, RandAugment [6] and Cutout [7]. The effectiveness of FixMatch and UDA sparked a new wave of research trying to extend or improve these frameworks. For example, FlexMatch [40], Dash [34], SimMatch [42], CCSSL [35], DP-SSL [33], and DoubleMatch [31] all propose ways to improve the strategies for pseudo-labeling and consistency regularization of UDA and FixMatch.

For this work, we take particular inspiration from DoubleMatch [31], which highlighted the effectiveness of enabling learning from *all* unlabeled data. DoubleMatch is motivated by the fact that UDA and FixMatch restrict learning from unlabeled data to samples for which the model produces confident predictions. In this regard, DoubleMatch adds a self-supervised cosine-similarity loss on the feature predictions across augmentations of all unlabeled data. By promoting prediction consistency also for uncertain unlabeled data, DoubleMatch sees improvements in terms of both final accuracy and training speed. In the context of OSSL, we suggest that this ability to safely learn from all unlabeled data, without inferring class predictions, is of particular interest as it can enable the model to learn from outlier data. For this reason, we include the self-supervision proposed by DoubleMatch as a core part of SeFOSS.

2.2. Open-set recognition

The ability to identify previously unseen classes is an important safety feature in many machine learning applications. The task of predicting if a class belongs to a predefined set of classes or not is often referred to as open-set recognition and is a widely studied problem [2, 11, 12, 16, 18, 19, 25]. Some existing solutions are based on, *e.g.*, modeling class conditional feature distributions [18], using ensembles of models [16], or analyzing the model predictions under perturbations of input data [19].

Recently, Li *et al.* [20] proposed to use the *free-energy score* for OSR. The free-energy score for a data point \mathbf{x} is obtained by viewing the logits $f_y(\mathbf{x})$ for each class y as negative energies: $E(\mathbf{x}, y) = -f_y(\mathbf{x})$. The free-energy score is then given by

$$F(\mathbf{x}) = -\frac{1}{\beta} \log \sum_{y'=1}^C e^{-\beta E(\mathbf{x}, y')}, \quad (1)$$

where β is a hyperparameter and C is the number of classes. The free-energy score is theoretically aligned with the marginal distribution for ID data, $p(\mathbf{x})$, so that we can expect $F(\mathbf{x}_a) < F(\mathbf{x}_b)$ for an \mathbf{x}_a that is ID and an \mathbf{x}_b that is OOD. Worth noting is that for large β , we get $F(\mathbf{x}) \approx \min_{y'} E(\mathbf{x}, y')$, *i.e.*, the maximum logit score, which also has been used successfully for OSR [30].

For SeFOSS, we utilize the free-energy score to determine which samples are ID or OOD. Our main motivation is its simplicity, *i.e.*, not requiring architectural modifications or significant computational complexity, while still being a powerful discriminant. Another benefit of using a method that can be “plugged in” to any existing model is that it allows for easy and fair comparisons of results.

2.3. Open-set semi-supervised learning

In open-set semi-supervised learning, we study the case where the unlabeled set, and sometimes also the test set,

contain additional classes not present in the labeled set. Compared to (closed-set) SSL, this is a more general and much less studied problem.

Many proposed methods for OSSL classify the unlabeled data as either ID or OOD and use only confident ID samples for the training objective in a traditional SSL scheme. One such example is **UASD** [5], where unlabeled data are classified as inliers based on thresholding the maximum of predicted softmax distribution. The method averages multiple predictions of the same unlabeled data from different time steps during training for increased predictive calibration. The framework **MTCF** [38] uses a similar strategy but employs a separate OSR head for predicting the probability of a sample being ID. The OSR head trains in an SSL fashion where the OSR head uses model predictions as optimization targets. In **SAFE-STUDENT** [10], the model is trained using both pseudo-in- and outliers, which are predicted from unlabeled data by using energy discrepancy.

OpenMatch [24] and **T2T** [13] use a slightly different strategy built around a one-vs-all framework. In both cases, we have one head for each class predicting the probability of a sample belonging to the corresponding class. Predicted inliers are used for SSL objectives based on FixMatch (OpenMatch) or UDA (T2T). Both T2T and OpenMatch take steps towards utilizing all unlabeled data: OpenMatch through a consistency loss for its one-vs-all predictions, and T2T through a self-supervised rotation loss.

In the **DS³L** method [9], the focus is on preserving closed-set performance by solving the OSSL problem via a bi-level optimization task. The inner task is to learn the classifier based on a standard two-term SSL optimization but scaling the loss for unlabeled samples using a data-dependent weight function. The outer task is thus to learn the weight function that minimizes the *labeled* loss term of the inner task. This way, the outer optimization steers the training by using the labeled set as a proxy so that the model never drops in closed-set performance.

Lastly, **TOOR** [14] proposes to identify “recyclable” OOD data, *i.e.*, semantically close to one of the ID classes. The method projects the recyclable OOD data on the space of ID data by domain adaptation. The “recycled” data, together with unlabeled data predicted as ID, are then used for training through an SSL objective.

In summary, most existing contributions for OSSL are based on the assumption that OOD data are “harmful” and focus on detecting ID data from the unlabeled set to use in an SSL training objective. In SeFOSS, we instead facilitate learning from all unlabeled data while also learning to distinguish between ID and OOD. Additionally, in contrast to many prior works, we do not require extra model heads for classifying data as ID or OOD. Using the free energy score, we avoid additional model parameters or heavy computational complexity for solving the OSR task.

3. Method

This section describes SeFOSS, our proposed method for open-set semi-supervised learning. The main philosophy behind this method and how it differs from existing works is that we encourage learning from *all* unlabeled data, whether it is ID or OOD. Our proposed method achieves this by applying the self-supervised loss of DoubleMatch [31] on all unlabeled samples in each training batch.

We complement the self-supervision with losses on unlabeled data confidently predicted as ID or OOD to improve OSR performance. For samples confidently predicted as ID, we apply a pseudo-labeling loss similar to those of FixMatch [27] and UDA [32]. For unlabeled data confidently predicted as outliers, we instead use energy regularization to increase the model’s confidence that these are OOD. Figure 2 illustrates how SeFOSS treats unlabeled data.

As per common practice in SSL, losses on unlabeled data are combined with a standard supervised cross-entropy loss on labeled data. The different parts of SeFOSS are detailed in the sections below.

3.1. Self-supervision on all unlabeled data

The central source of learning from unlabeled data in SeFOSS is self-supervision. To this end, we use the loss proposed by DoubleMatch [31], *i.e.*, a cosine similarity between feature predictions for different augmentations of unlabeled data:

$$l_s = -\frac{1}{\mu B} \sum_{i=1}^{\mu B} \frac{h(\mathbf{v}_i) \cdot \mathbf{z}_i}{\|h(\mathbf{v}_i)\| \|\mathbf{z}_i\|}, \quad (2)$$

where μB is the number of unlabeled samples in each batch, \mathbf{v}_i and \mathbf{z}_i are d -dimensional feature vectors from the penultimate network layer for weak and strong augmentations of sample i respectively. The operator $\|\cdot\|$ is the l_2 norm. The mapping $h : \mathbb{R}^d \rightarrow \mathbb{R}^d$ is a trainable linear projection to allow for differences in feature predictions for weak and strong augmentations. When evaluating the gradient of l_s , we consider \mathbf{z}_i as constant.

A principal difference between the self-supervision of (2) and the losses for all unlabeled data in T2T [13] and OpenMatch [24], is that (2) makes use of strong data-augmentation whereas the corresponding losses of T2T and OpenMatch use weak data-augmentation only.

3.2. Pseudo-labeling loss for pseudo-inliers

SeFOSS uses the free-energy score [20] as defined in (1) to predict if unlabeled data belongs to one of the known classes. For convenience, we define the following equivalent function $s : \mathbb{R}^C \rightarrow \mathbb{R}$ that operates on the C -

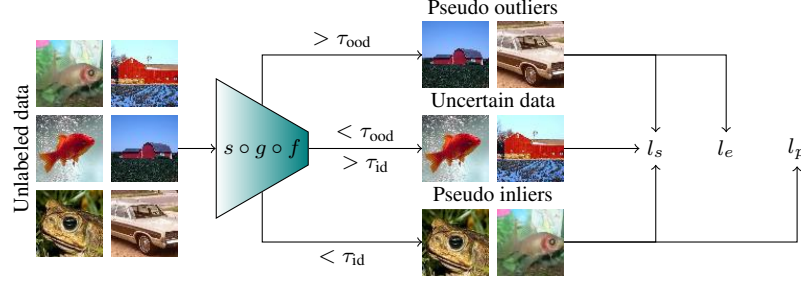


Figure 2. Sorting of *unlabeled data* in SeFOSS. Predicted outliers are used for energy regularization in l_e . Predicted inliers are used for a pseudo-labeling loss in l_p . All unlabeled data are used for self-supervision in l_s

dimensional logits σ as

$$s(\sigma) = -\log \sum_{y'=1}^C e^{\sigma_{y'}}, \quad (3)$$

where $\sigma_{y'} = f_{y'}(\mathbf{x})$ is the logit associated with class y' for data point \mathbf{x} . For data that are confidently ID (pseudo-inliers), we expect $s(\sigma)$ to be low. To amplify this confidence, we apply the pseudo-labeling loss

$$l_p = \frac{1}{\mu B} \sum_{i=1}^{\mu B} \mathbb{1}\{s(\mathbf{w}_i) < \tau_{id}\} \times H(\text{argmax}(\mathbf{w}_i), \text{softmax}(\mathbf{q}_i)), \quad (4)$$

where τ_{id} is a confidence threshold. We let $\text{argmax} : \mathbb{R}^C \rightarrow \mathbb{R}^C$ so that it returns a one-hot vector. Similarly, we define $\text{softmax} : \mathbb{R}^C \rightarrow \mathbb{R}^C$ so that the j :th element is

$$\text{softmax}(\sigma)_j = \frac{e^{\sigma_j}}{\sum_{y'=1}^C e^{\sigma_{y'}}}, \text{ for } j = 1, \dots, C. \quad (5)$$

The inputs \mathbf{w}_i and \mathbf{q}_i in (4) are the predicted logits for unlabeled sample i for weak and strong data augmentations, respectively. Lastly, $\mathbb{1}\{\cdot\}$ is the indicator function and $H(\cdot, \cdot)$ is the cross entropy between two discrete probability distributions $\mathbf{p}^a, \mathbf{p}^b$ given by

$$H(\mathbf{p}^a, \mathbf{p}^b) = -\sum_{i=1}^C p_i^a \log p_i^b \quad (6)$$

where p_i^a and p_i^b are the i :th elements of $\mathbf{p}^a \in \mathbb{R}^C$ and $\mathbf{p}^b \in \mathbb{R}^C$, respectively. As for l_s from (2), we consider the predictions on weakly augmented data as constant when evaluating the gradient of l_p .

Worth noting is that l_p is equivalent to the pseudo-labeling loss in FixMatch [27] with the exception that FixMatch selects pseudo-labels based on thresholding the maximum value of the predicted softmax distributions. We choose pseudo-labels instead based on thresholding the free-energy score, which is a better score for OSR than the maximum softmax probability [20].

3.3. Energy regularization for pseudo-outliers

Many existing methods for OSSSL [5, 9, 38] focus on identifying unlabeled data that are confidently ID. To boost the separation of OSR predictions between ID and OOD, we suggest including a loss for unlabeled data confidently predicted as OOD, *i.e.*, pseudo-outliers. Inspired by [20], we employ a hinge loss on the free-energy score of the pseudo-outliers to stimulate the model to raise the free-energy score to a given margin. This energy regularization is given by

$$l_e = \frac{\sum_{i=1}^{\mu B} \mathbb{1}\{s(\mathbf{w}_i) > \tau_{ood}\} \max(0, m_{ood} - s(\mathbf{w}_i))^2}{\sum_{i=1}^{\mu B} \mathbb{1}\{s(\mathbf{w}_i) > \tau_{ood}\}}, \quad (7)$$

where $\tau_{ood} \in \mathbb{R}$ is the confidence threshold for OOD data and $m_{out} \in \mathbb{R}$ is the margin for the hinge loss. Note that this loss only uses the predictions for weakly augmented data because we empirically found that using predictions from strongly augmented data in l_e led to instabilities in training.

3.4. Adaptive confidence thresholds

In SeFOSS, we select pseudo-in- and outliers from unlabeled data, cf. (4) and (7), based on thresholding the free-energy score s defined in (3). The free-energy score is non-probabilistic and thus unbounded, so selecting these thresholds is not trivial. We propose adaptively calculating τ_{id}, τ_{ood} and m_{ood} based on the distribution of s given our labeled training set at the end of a pre-training phase. During this pre-training phase, the model is trained only with a supervised loss on labeled data and the self-supervised loss given by (2) on unlabeled data. Following the pre-training phase, we compute s for the complete (unaugmented) labeled training set. The energy scores are evaluated using an exponential moving average of the model parameters for stability. Given the set of energy scores $\{S_i : i = 1, \dots, M\}$, where M is the number of labeled training data, we compute the median S_m and the interquartile range S_{iqr} . The confidence thresholds and the margin for the energy regularization are then set as

$$\begin{aligned} \tau_{id} &\leftarrow S_m - S_{iqr} \cdot \zeta_{id} \\ \tau_{ood} &\leftarrow S_m + S_{iqr} \cdot \zeta_{ood} \\ m_{ood} &\leftarrow S_m + S_{iqr} \cdot \xi_{ood}, \end{aligned} \quad (8)$$

Algorithm 1 SeFOSS training loop

Require: Trainable models f , g , and h , labeled training data $\{(\mathbf{x}_1, \mathbf{y}_1), \dots, (\mathbf{x}_M, \mathbf{y}_M)\}$, unlabeled training data $\{\tilde{\mathbf{x}}_1, \dots, \tilde{\mathbf{x}}_{\tilde{M}}\}$, scaling parameters w_p, w_s, w_e , and w_w , learning rate scheme $\eta(k)$

- 1: \triangleright Pretraining loop
- 2: **for** $i = 1, \dots, K_p$ **do**
- 3: Compute loss according to Algorithm 2 setting $w_e = w_p = 0$
- 4: Update parameters of f , g , and h using SGD
- 5: **end for**
- 6: \triangleright Compute confidence thresholds by looping through all labeled data
- 7: **for** $i = 1, \dots, M$ **do**
- 8: $S_i = s(g(f(\mathbf{x}_i)))$
- 9: **end for**
- 10: Compute thresholds and margin τ_{id} , τ_{ood} , and m_{ood} from (8)
- 11: \triangleright Training loop
- 12: **for** $i = K_p + 1, \dots, K$ **do**
- 13: Compute loss using Algorithm 2 using $w_p = 1$ and a tuned w_e
- 14: Update parameters of f , g , and h using SGD
- 15: **end for**

return trained classification model $g \circ f$

where ζ_{id} , ζ_{ood} , and ξ_{ood} are scalar hyperparameters. By using these adaptive metrics, we expect a tuned set of the hyperparameters ζ_{id} , ζ_{ood} , and ξ_{ood} to work for a wider set of problems, than if we instead would have tuned τ_{id} , τ_{ood} , and m_{ood} directly.

3.5. Full training objective

The full training loss is a weighted sum of five terms:

$$l = l_l + w_p l_p + w_s l_s + w_e l_e + w_w l_w, \quad (9)$$

where w_p, w_s, w_e , and w_w are scalar hyperparameters for controlling the relative importance of each of the terms. Here, l_s is the self-supervision loss in (2), l_p is the pseudo-labeling loss in (4), and l_e is the energy regularization term in (7). We also use a supervised loss for the labeled data:

$$l_l = \frac{1}{B} \sum_{i=1}^B H(\mathbf{y}_i, \text{softmax}(\mathbf{o}_i)), \quad (10)$$

where B is the number of labeled data in each batch, $\mathbf{y}_i \in \mathbb{R}^C$ is the one-hot label vector for labeled sample i , and $\mathbf{o}_i \in \mathbb{R}^C$ is the predicted logits for weakly augmented labeled sample i . Lastly, we add weight-regularization

$$l_w = \frac{1}{2} \|\boldsymbol{\theta}\|^2, \quad (11)$$

where $\boldsymbol{\theta}$ is the vector of all trainable model weights (excluding biases).

3.6. Data augmentation and optimization

Our method utilizes weak or strong data augmentation for both labeled and unlabeled data during training, where we follow one of the proposed augmentation strategies from

Algorithm 2 SeFOSS training step

Require: Strong augmentation β , weak augmentation α , labeled batch $\{(\mathbf{x}_1, \mathbf{y}_1), \dots, (\mathbf{x}_B, \mathbf{y}_B)\}$, unlabeled batch $\{\tilde{\mathbf{x}}_1, \dots, \tilde{\mathbf{x}}_{\mu B}\}$, scaling parameters w_p, w_s, w_e , and w_w , thresholds τ_{id} , τ_{ood} , and m_{ood} , backbone model f , prediction layer g , projection layer h

- 1: \triangleright Cross-entropy loss for (weakly augmented) labeled data
- 2: **for** $i = 1, \dots, B$ **do**
- 3: $\mathbf{o}_i = g(f(\alpha(\mathbf{x}_i)))$
- 4: **end for**
- 5: $l_l = \frac{1}{B} \sum_{i=1}^B H(\mathbf{y}_i, \text{softmax}(\mathbf{o}_i))$
- 6: \triangleright Predictions on unlabeled data
- 7: **for** $i = 1, \dots, \mu B$ **do**
- 8: $\mathbf{z}_i = f(\alpha(\tilde{\mathbf{x}}_i))$ \triangleright Weak augmentation
- 9: $\mathbf{v}_i = f(\beta(\tilde{\mathbf{x}}_i))$ \triangleright Strong augmentation
- 10: $\mathbf{q}_i = g(\mathbf{v}_i)$
- 11: $\mathbf{w}_i = g(\mathbf{z}_i)$
- 12: **end for**
- 13: Compute l_s, l_p, l_e , and l_w according to (2), (4), (7), and (11)

return $l_l + w_p l_p + w_s l_s + w_e l_e + w_w l_w$

FixMatch [27]. For the weak augmentations, we use a stochastic flip-and-shift strategy. The strong augmentation stacks the weak augmentation with two randomly selected transformations from RandAugment [6] followed by a final Cutout [7] transformation.

For optimization, we use stochastic gradient descent with Nesterov momentum [28]. We define a scheme for the learning rate η where the learning rate stays constant in the pre-training phase and follows a cosine decay in the subsequent training phase:

$$\eta(k) = \begin{cases} \eta_0 & \text{for } k < K_p \\ \eta_0 \cos\left(\gamma \frac{\pi(k-K_p)}{2(K-K_p)}\right) & \text{otherwise} \end{cases}, \quad (12)$$

where η_0 is the initial learning rate, γ is a hyperparameter that controls the decay rate, k is the current training step, K_p is the number of pre-training steps, and K is the total number of training steps.

Our training procedure is summarized in Algorithm 1, and each training step is detailed in Algorithm 2, where we denote the trainable parts of our model as f , g , and h . The backbone model $f : \mathbb{R}^D \rightarrow \mathbb{R}^d$ maps the input images of dimension D to the feature predictions of dimension d . The classification head, $g : \mathbb{R}^d \rightarrow \mathbb{R}^C$ is a linear head that predicts logits given feature predictions. Finally, $h : \mathbb{R}^d \rightarrow \mathbb{R}^d$ is a projection head that performs a linear transformation on the feature predictions of strongly augmented data to the feature space of weakly augmented data, cf. (2).

4. Experiments

In this section, we report results from extensive experimental evaluations of SeFOSS together with multiple other methods for SSL and OSSSL across a wide range of datasets. The OSSSL methods that we compare with, MTCF [38],



Figure 3. A few representative examples from the datasets used in our experiments.

OpenMatch [24], and T2T [13], all seek to produce well-performing models in terms of both closed-set accuracy and OSR. For comparison, we include the widely used closed-set SSL method FixMatch [27] and a fully supervised baseline trained using only the labeled subset. We evaluate closed-set accuracy and OSR performance for each method, where the latter is measured as the AUROC for classifying data as ID or OOD. We calculate the AUROC exactly by evaluating pairwise comparisons as

$$\text{AUROC} = \frac{\sum_{i=1}^{M_{\text{id}}} \sum_{j=1}^{M_{\text{ood}}} \mathbb{1}\{S(\mathbf{x}_i^{\text{id}}) > S(\mathbf{x}_j^{\text{ood}})\}}{M_{\text{id}} M_{\text{ood}}}, \quad (13)$$

where $S(\cdot)$ is the method-specific ID score, x_i^{id} and x_i^{ood} are samples from the ID and OOD test sets, whereas M_{id} and M_{ood} are the number of samples in the ID and OOD test sets, respectively. For our method, FixMatch, and fully supervised, we use the free-energy score from (3) as the (negative) ID score $S(\cdot)$, whereas for the others we use the method proposed in the respective paper.

4.1. Datasets

We use several datasets with different characteristics for a complete performance assessment. For ID data, we use two popular datasets, CIFAR-10 and CIFAR-100 [15], which comprise 10 and 100 classes, respectively. Both have training sets of 50,000 images and test sets of size 10,000. For OOD data, we use SVHN [21], LSUN [37], uniform noise, and the corresponding CIFAR set. SVHN consists of images showing house numbers divided into 73,257 images in the training set and 26,032 for the test set. LSUN contains several million images from different scene categories. Thus, to get a reasonable balance between all sets, we use only the *church* category consisting of 126,227 training images and 300 test images. We use a single category instead of sampling a random subset for ease of reproducibility. Lastly, the uniform noise dataset has 50,000 training images and 10,000 test images. All images are in RGB format and of size 32×32 . The LSUN set is originally larger and not square, so these images are center cropped and resized.

Different combinations of the datasets presented above pose distinct challenges. CIFAR-10 and CIFAR-100 originate from the same source set [15] and contain semantically similar classes, *e.g.*, CIFAR-10 contains *dogs* whereas CIFAR-100 has images of *wolves*, making for a challenging OSR problem. On the other hand, the similarities could potentially increase the possibility of learning useful fea-

tures from the OOD set. On the opposite side, we have OOD data constituting pure noise images containing no semantic content or learnable features. However, they could cause unexpected behavior if misclassified and thus generate unwanted training signals. The in-between scenarios are the SVHN and LSUN sets. Both contain real images with learnable features but are semantically very different from CIFAR-10 and CIFAR-100. Example images are shown in Fig. 3.

4.2. Implementation details

For fair comparisons, we follow guidelines given in [22] and evaluate all methods from our codebase implemented in TF2. For all methods, we follow the original authors' proposals for hyperparameters as closely as possible. For MTCF, we use FixMatch as the SSL backbone (with original FixMatch hyperparameters). All methods are evaluated using an exponential moving average of the model parameters (with momentum 0.999). When CIFAR-10 is ID, all methods use the architecture WRN-28-2 [39] and weight regularization $w_d = 5 \cdot 10^{-4}$, and when CIFAR-100 is ID, all methods use WRN-28-8 and $w_d = 10^{-3}$ (except for MTCF that uses the Adam optimizer and thus no weight regularization). In SeFOSS, when CIFAR-10 is ID, we use $w_e = 10^{-4}$, $w_s = 5.0$, $\eta_0 = 0.03$, $\gamma = 7/8$, $B = 64$, $\mu = 7$, $\xi_{\text{id}} = 0.2$, $\xi_{\text{ood}} = 1.3$, $\zeta_{\text{ood}} = 1.9$, $K_p = 5 \cdot 10^4$, $K = 4 \cdot 10^5$, and SGD momentum 0.9. When CIFAR-100 is ID we use $w_s = 15.0$ and $\gamma = 5/8$, keeping the other hyperparameters the same. For OpenMatch, we change λ_{od} from 0.5 to 1.0 when going from CIFAR-10 to CIFAR-100 as ID as per the authors' recommendations. The fully supervised baseline is trained for 50,000 steps, uses batch size 256, and a learning rate from (12) with $\gamma = 7/8$ and $\eta_0 = 0.03$.

4.3. OSSSL performance

The results from using CIFAR-10 and CIFAR-100 as ID data are shown in Tab. 1 and Tab. 2, respectively. For CIFAR-10, we use labeled sets of sizes 1,000 and 4,000, whereas, for CIFAR-100, the labeled sets are of sizes 2,500 and 10,000. The top row for each method shows closed-set accuracy in %, and the bottom row shows AUROC for OSR. We evaluate each combination of ID and OOD datasets for each method using five different sub-samplings of the complete labeled data. The reported numbers are the mean and standard deviation from these five training sessions. The results from each session are evaluated by taking median values from the last five model evaluations during training.

	CIFAR-10: 1,000 labels				CIFAR-10: 4,000 labels			
	CIFAR-100	SVHN	LSUN	Noise	CIFAR-100	SVHN	LSUN	Noise
Fully supervised	54.51 \pm 1.82 0.62 \pm 0.01	54.03 \pm 2.05 0.61 \pm 0.04	55.60 \pm 0.98 0.59 \pm 0.07	55.39 \pm 2.67 0.56 \pm 0.22	75.57 \pm 2.88 0.74 \pm 0.02	76.70 \pm 2.27 0.80 \pm 0.03	75.78 \pm 1.85 0.83 \pm 0.01	77.62 \pm 1.79 0.78 \pm 0.15
FixMatch [27]	92.70 \pm 0.14 0.66 \pm 0.00	94.80 \pm 0.19 0.67 \pm 0.03	93.87 \pm 0.11 0.30 \pm 0.14	95.02 \pm 0.10 0.71 \pm 0.05	94.07 \pm 0.15 0.69 \pm 0.01	94.93 \pm 0.22 0.67 \pm 0.02	94.38 \pm 0.09 0.36 \pm 0.13	95.38 \pm 0.07 0.73 \pm 0.01
MTCF [38]	82.96 \pm 1.08 0.81 \pm 0.00	90.49 \pm 0.79 1.00 \pm 0.00	89.04 \pm 1.11 1.00 \pm 0.00	89.32 \pm 0.65 1.00 \pm 0.00	89.87 \pm 0.21 0.84 \pm 0.00	92.72 \pm 0.14 1.00 \pm 0.00	91.84 \pm 0.20 1.00 \pm 0.00	92.01 \pm 0.32 1.00 \pm 0.00
OpenMatch [24]	69.63 \pm 0.91 0.62 \pm 0.01	69.94 \pm 1.38 1.00 \pm 0.00	71.94 \pm 2.23 1.00 \pm 0.00	67.11 \pm 3.37 0.40 \pm 0.49	88.24 \pm 0.14 0.88 \pm 0.00	92.94 \pm 0.12 1.00 \pm 0.00	93.15 \pm 0.16 1.00 \pm 0.00	91.09 \pm 0.74 0.20 \pm 0.40
T2T [13]	61.21 \pm 6.97 0.67 \pm 0.07	78.32 \pm 2.27 0.73 \pm 0.27	81.62 \pm 1.33 0.61 \pm 0.22	82.50 \pm 0.81 0.95 \pm 0.03	90.03 \pm 0.30 0.87 \pm 0.01	92.85 \pm 0.11 0.94 \pm 0.06	92.77 \pm 0.16 0.92 \pm 0.07	93.62 \pm 0.08 1.00 \pm 0.00
SeFOSS (<i>ours</i>)	91.49 \pm 0.16 0.90 \pm 0.01	91.16 \pm 0.27 0.99 \pm 0.01	91.61 \pm 0.19 1.00 \pm 0.00	92.78 \pm 1.00 1.00 \pm 0.00	93.73 \pm 0.27 0.92 \pm 0.00	92.60 \pm 0.40 1.00 \pm 0.00	92.61 \pm 0.08 1.00 \pm 0.00	94.14 \pm 0.09 1.00 \pm 0.00

Table 1. Closed-set accuracy (top rows) and AUROC (bottom rows) for SSL and OSSL methods when using CIFAR-10 as ID data.

	CIFAR-100: 2,500 labels				CIFAR-100: 10,000 labels			
	CIFAR-10	SVHN	LSUN	Noise	CIFAR-10	SVHN	LSUN	Noise
Fully supervised	34.62 \pm 1.43 0.61 \pm 0.01	33.19 \pm 1.80 0.57 \pm 0.05	34.05 \pm 1.43 0.56 \pm 0.04	34.03 \pm 1.50 0.34 \pm 0.19	59.12 \pm 0.91 0.71 \pm 0.01	59.83 \pm 0.75 0.76 \pm 0.08	60.32 \pm 0.54 0.70 \pm 0.06	59.40 \pm 2.11 0.77 \pm 0.17
FixMatch [27]	71.95 \pm 0.49 0.46 \pm 0.01	69.39 \pm 0.14 0.49 \pm 0.03	65.81 \pm 0.35 0.32 \pm 0.02	70.89 \pm 0.42 0.67 \pm 0.17	77.72 \pm 0.32 0.51 \pm 0.01	75.89 \pm 0.39 0.48 \pm 0.03	73.67 \pm 0.34 0.34 \pm 0.01	77.04 \pm 0.24 0.65 \pm 0.04
MTCF [38]	40.46 \pm 1.49 0.82 \pm 0.01	53.55 \pm 1.24 1.00 \pm 0.00	51.34 \pm 0.71 1.00 \pm 0.00	46.56 \pm 0.66 1.00 \pm 0.00	62.88 \pm 0.92 0.80 \pm 0.01	66.10 \pm 0.63 1.00 \pm 0.00	63.59 \pm 0.56 1.00 \pm 0.00	63.80 \pm 0.75 1.00 \pm 0.00
OpenMatch [24]	22.48 \pm 3.34 0.54 \pm 0.02	27.40 \pm 2.49 0.98 \pm 0.04	30.94 \pm 1.04 1.00 \pm 0.00	25.09 \pm 3.12 1.00 \pm 0.00	64.01 \pm 0.42 0.79 \pm 0.00	66.09 \pm 0.31 1.00 \pm 0.00	67.34 \pm 0.65 1.00 \pm 0.00	65.35 \pm 0.64 1.00 \pm 0.00
T2T [13]	26.95 \pm 6.89 0.64 \pm 0.05	45.35 \pm 19.55 0.94 \pm 0.06	20.22 \pm 1.09 0.96 \pm 0.07	7.89 \pm 1.48 0.90 \pm 0.10	62.14 \pm 1.21 0.79 \pm 0.06	75.37 \pm 0.41 0.88 \pm 0.14	73.90 \pm 0.35 0.95 \pm 0.04	75.73 \pm 0.91 0.66 \pm 0.23
SeFOSS (<i>ours</i>)	68.48 \pm 0.26 0.79 \pm 0.01	62.99 \pm 0.39 1.00 \pm 0.00	63.28 \pm 0.16 0.98 \pm 0.00	64.54 \pm 1.00 1.00 \pm 0.00	77.63 \pm 0.21 0.83 \pm 0.00	73.60 \pm 0.20 1.00 \pm 0.00	72.75 \pm 0.33 0.98 \pm 0.00	75.25 \pm 0.34 1.00 \pm 0.00

Table 2. Closed-set accuracy (top rows) and AUROC (bottom rows) for SSL and OSSL methods when using CIFAR-100 as ID data.

CIFAR-10: From Tab. 1, we see that our method is the only OSSL method that reaches good performances for both closed-set accuracy and AUROC across all datasets. MTCF shows overall good AUROC but generally performs worse than SeFOSS in terms of closed-set accuracy. T2T and OpenMatch display good results on many tasks but drop significantly in performance for a few scenarios when using, e.g., noise as OOD data for OpenMatch, or 1,000 labels for T2T. Slightly surprisingly, the pure closed-set SSL method FixMatch obtains the highest closed-set accuracy in nearly all scenarios. More expected, however, is that FixMatch consistently gives poor AUROC. We also note that all OSSL methods have clear accuracy margins to the fully supervised lower bound.

CIFAR-100: The results in Tab. 2 again indicate that MTCF gives good AUROC across all scenarios but shows notably worse closed-set accuracy than the best-performing methods. OpenMatch attains satisfactory performance when trained with 10,000 labels but shows poor results for closed-set accuracy trained with fewer labels. T2T gets high closed-set accuracies, trained with 10,000 labels, but

slightly lower AUROC than the best-performing methods. When using 2,500 labels, T2T shows worse results, especially in closed-set accuracy. Notably, OpenMatch and T2T struggle to beat the fully supervised baseline in the low-label regime. Our proposed framework, however, demonstrates robust performance across all datasets and reaches closed-set accuracies and AUROC values that are best, or close to best, among the compared OSSL methods.

When comparing our results for MTCF to those of [38], we note that our results are generally close to the original work for similar scenarios. For T2T, our results are notably worse than in [13] for CIFAR-10 with 1,000 labels. We hypothesize the main reason for this is that we use up to 12 times larger OOD sets. Comparing our results for OpenMatch to [24] is difficult because we study very different scenarios. Our implementation of FixMatch [27] replicates the original implementation well.

4.4. Influence of OOD data on SSL methods

From Tab. 1 and Tab. 2, we see that FixMatch displays high closed-set accuracies for all datasets. These results

contradict prior works where OOD data in SSL are assumed to significantly harm the closed-set performance [9, 10]. To investigate this further, we study how a few SSL methods perform when trained using unlabeled data containing different fractions of OOD data. The SSL methods that we evaluate are FixMatch, UDA [32], and MixMatch [3]. We also include SeFOSS for comparison. The dataset used consists of CIFAR-10 with 4,000 labels as ID data and CIFAR-100 as OOD data. The unlabeled datasets with different fractions of OOD data are created by adding CIFAR-100 data (up to 0.5) or removing CIFAR-10 data (above 0.5). For OSR, the SSL methods are evaluated using the free-energy score (3). The results are shown in Fig. 4.

Most notable from the results is that FixMatch and UDA show no significant drop in closed-set accuracy when the fraction of OOD data is below 0.4. MixMatch loses closed-set accuracy faster, likely due to its use of mixup [41] augmentations, since it should intuitively not handle OOD data well. For AUROC, we see a quick drop in performance for all SSL methods as OOD data gets added to the unlabeled set. It is also here we see a significant difference in the performance of SeFOSS and the traditional SSL methods. Our framework shows consistently high AUROC (around 0.9) when the fraction of OOD data is below 0.7.

4.5. Ablation

SeFOSS uses three loss functions to learn from unlabeled data, see Fig. 2. To study the importance of these terms, we conduct experiments where we use 1) only self-supervision on unlabeled data, 2) self-supervision and energy regularization, and 3) self-supervision and pseudo-labeling. Additionally, we evaluate the OSR performance of case 1) using the maximum softmax confidence to confirm that the free-energy score gives better performance.

The results are shown in Tab. 3 where we see that using only the self-supervision gives nearly as good results as using the entire framework. Adding pseudo-labeling and energy regularization barely affects the closed-set accuracy but gives better AUROC by a couple of percentage points. This indicates that self-supervision alone, at least under these conditions, is a strong and safe training signal for OSSL.

Moreover, we study the effect of manually adjusting τ_{id} . In Tab. 4 we see an increase in accuracy at the cost of a reduction in AUROC when lowering τ_{id} . The increase in accuracy can be explained by the model assigning pseudo-labels to more data. However, when τ_{id} is low, many predicted inliers are likely outliers, causing weaker OSR performance. These experiments are done with $w_e = 0$ to isolate the effect of τ_{id} .

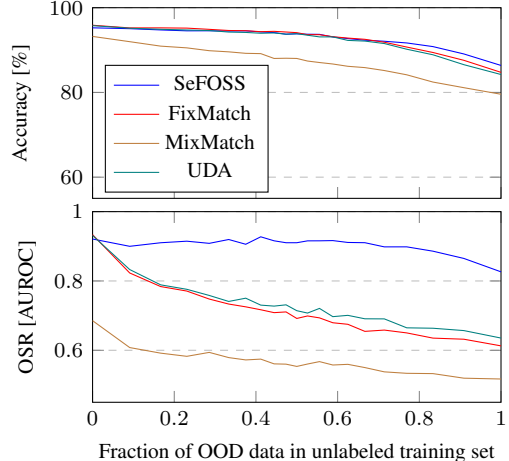


Figure 4. Closed-set accuracy and AUROC using different fractions of OOD data in the unlabeled set. ID data are CIFAR-10 with 4,000 labels. The OOD set is CIFAR-100.

CIFAR-10: 4,000 labels - OOD: CIFAR-100					
l_s	l_e	l_p	OSR-score	Accuracy	AUROC
x			conf	93.87 ± 0.17	0.89 ± 0.00
x			energy	93.87 ± 0.17	0.90 ± 0.01
x	x		energy	93.74 ± 0.17	0.90 ± 0.01
x	x		energy	93.85 ± 0.12	0.91 ± 0.01
x	x	x	energy	93.73 ± 0.27	0.92 ± 0.00

Table 3. Evaluating different modifications of SeFOSS.

CIFAR-100: 2,500 labels, OOD: CIFAR-10						
τ_{id}	-30	-25	-20	-15	-10	-5
Accuracy	68.93	68.44	68.51	68.35	70.21	69.25
AUROC	0.78	0.77	0.79	0.78	0.68	0.57

Table 4. Evaluating SeFOSS when manually adjusting τ_{id} .

5. Limitations and conclusion

This work only considers OSSL problems where the OOD data in training and testing follow the same distributions. Furthermore, we do not evaluate our method for very low-label regimes (*i.e.*, only a few labeled training samples per class). Lastly, we only use ID sets that are balanced in terms of classes.

In this context, we show that self-supervision on all unlabeled data, together with OSR predictions using the free-energy score, can be successfully applied in an OSSL context. Our framework SeFOSS is shown to produce unmatched overall performance in experimental evaluations when compared to existing methods for OSSL. Moreover, we show that, when considering closed-set accuracy only, SSL methods can be equal to or better than designated OSSL methods even when unlabeled data contain OOD data. This indicates that the challenge with OSSL rather lies in ensuring OSR performance during employment.

Acknowledgment

This work was supported by Saab AB, the Swedish Foundation for Strategic Research, and Wallenberg AI, Autonomous Systems and Software Program (WASP) funded by the Knut and Alice Wallenberg Foundation. The experiments were enabled by resources provided by the Swedish National Infrastructure for Computing (SNIC) at Chalmers Centre for Computational Science and Engineering (C3SE), and National Supercomputer Centre (NSC) at Linköping University.

References

- [1] A Agrawala. Learning with a probabilistic teacher. *IEEE Transactions on Information Theory*, 1970. 2
- [2] Abhijit Bendale and Terrance E Boulton. Towards open set deep networks. In *Proceedings of the IEEE conference on computer vision and pattern recognition*, 2016. 2
- [3] David Berthelot, Nicholas Carlini, Ian Goodfellow, Nicolas Papernot, Avital Oliver, and Colin A Raffel. MixMatch: A holistic approach to semi-supervised learning. In *Advances in Neural Information Processing Systems*, 2019. 8
- [4] Guangyao Chen, Limeng Qiao, Yemin Shi, Peixi Peng, Jia Li, Tiejun Huang, Shiliang Pu, and Yonghong Tian. Learning open set network with discriminative reciprocal points. In *European Conference on Computer Vision*, 2020. 1
- [5] Yanbei Chen, Xiatian Zhu, Wei Li, and Shaogang Gong. Semi-supervised learning under class distribution mismatch. In *Proceedings of the AAAI Conference on Artificial Intelligence*, 2020. 1, 2, 3, 4
- [6] Ekin D Cubuk, Barret Zoph, Jonathon Shlens, and Quoc V Le. RandAugment: Practical automated data augmentation with a reduced search space. In *IEEE/CVF Conference on Computer Vision and Pattern Recognition Workshops*, 2020. 2, 5
- [7] Terrance DeVries and Graham W Taylor. Improved regularization of convolutional neural networks with cutout. *arXiv preprint arXiv:1708.04552*, 2017. 2, 5
- [8] S Fralick. Learning to recognize patterns without a teacher. *IEEE Transactions on Information Theory*, 1967. 2
- [9] Lan-Zhe Guo, Zhen-Yu Zhang, Yuan Jiang, Yu-Feng Li, and Zhi-Hua Zhou. Safe deep semi-supervised learning for unseen-class unlabeled data. In *International Conference on Machine Learning*, 2020. 1, 2, 3, 4, 8
- [10] Rundong He, Zhongyi Han, Xiankai Lu, and Yilong Yin. Safe-student for safe deep semi-supervised learning with unseen-class unlabeled data. In *Proceedings of the IEEE/CVF Conference on Computer Vision and Pattern Recognition*, 2022. 1, 2, 3, 8
- [11] Dan Hendrycks and Kevin Gimpel. A baseline for detecting misclassified and out-of-distribution examples in neural networks. In *The International Conference on Learning Representations*, 2017. 2
- [12] Dan Hendrycks, Mantas Mazeika, and Thomas Dietterich. Deep anomaly detection with outlier exposure. In *The International Conference on Learning Representations*, 2019. 2
- [13] Junkai Huang, Chaowei Fang, Weikai Chen, Zhenhua Chai, Xiaolin Wei, Pengxu Wei, Liang Lin, and Guanbin Li. Trash to treasure: Harvesting ood data with cross-modal matching for open-set semi-supervised learning. In *Proceedings of the IEEE/CVF International Conference on Computer Vision*, 2021. 1, 3, 6, 7
- [14] Zhuo Huang, Jian Yang, and Chen Gong. They are not completely useless: Towards recycling transferable unlabeled data for class-mismatched semi-supervised learning. *IEEE Transactions on Multimedia*, 2022. 1, 3
- [15] Alex Krizhevsky and Geoffrey Hinton. Learning multiple layers of features from tiny images. Technical report, University of Toronto, 2009. 6
- [16] Balaji Lakshminarayanan, Alexander Pritzel, and Charles Blundell. Simple and scalable predictive uncertainty estimation using deep ensembles. *Advances in neural information processing systems*, 2017. 2
- [17] Dong-Hyun Lee et al. Pseudo-Label: The simple and efficient semi-supervised learning method for deep neural networks. In *Workshop on challenges in representation learning, ICML*, 2013. 1, 2
- [18] Kimin Lee, Kibok Lee, Honglak Lee, and Jinwoo Shin. A simple unified framework for detecting out-of-distribution samples and adversarial attacks. *Advances in neural information processing systems*, 2018. 2
- [19] Shiyu Liang, Yixuan Li, and Rayadurgam Srikant. Enhancing the reliability of out-of-distribution image detection in neural networks. In *The International Conference on Learning Representations*, 2018. 2
- [20] Weitang Liu, Xiaoyun Wang, John Owens, and Yixuan Li. Energy-based out-of-distribution detection. In *Advances in Neural Information Processing Systems*. Curran Associates, Inc., 2020. 2, 3, 4
- [21] Yuval Netzer, Tao Wang, Adam Coates, Alessandro Bisaccho, Bo Wu, and Andrew Y Ng. Reading digits in natural images with unsupervised feature learning. In *NIPS Workshop on Deep Learning and Unsupervised Feature Learning*, 2011. 6
- [22] Avital Oliver, Augustus Odena, Colin A Raffel, Ekin Dogus Cubuk, and Ian Goodfellow. Realistic evaluation of deep semi-supervised learning algorithms. In *Advances in neural information processing systems*, 2018. 6
- [23] Antti Rasmus, Mathias Berglund, Mikko Honkela, Harri Valpola, and Tapani Raiko. Semi-supervised learning with ladder networks. In *Advances in Neural Information Processing Systems*, 2015. 2
- [24] Kuniaki Saito, Donghyun Kim, and Kate Saenko. Open-match: Open-set semi-supervised learning with open-set consistency regularization. In *Advances in Neural Information Processing Systems*, 2021. 1, 3, 6, 7
- [25] Walter J Scheirer, Anderson de Rezende Rocha, Archana Sapkota, and Terrance E Boulton. Toward open set recognition. *IEEE transactions on pattern analysis and machine intelligence*, 2012. 2
- [26] Henry Scudder. Probability of error of some adaptive pattern-recognition machines. *IEEE Transactions on Information Theory*, 1965. 1, 2

- [27] Kihyuk Sohn, David Berthelot, Nicholas Carlini, Zizhao Zhang, Han Zhang, Colin A Raffel, Ekin Dogus Cubuk, Alexey Kurakin, and Chun-Liang Li. FixMatch: Simplifying semi-supervised learning with consistency and confidence. In *Advances in Neural Information Processing Systems*, 2020. 1, 2, 3, 4, 5, 6, 7
- [28] Ilya Sutskever, James Martens, George Dahl, and Geoffrey Hinton. On the importance of initialization and momentum in deep learning. In *International conference on machine learning*, 2013. 5
- [29] Antti Tarvainen and Harri Valpola. Mean teachers are better role models: Weight-averaged consistency targets improve semi-supervised deep learning results. In *Advances in Neural Information Processing Systems*, 2017. 1
- [30] Sagar Vaze, Kai Han, Andrea Vedaldi, and Andrew Zisserman. Open-set recognition: A good closed-set classifier is all you need. In *The International Conference on Learning Representations*, 2022. 2
- [31] Erik Wallin, Lennart Svensson, Fredrik Kahl, and Lars Hammarstrand. DoubleMatch: Improving semi-supervised learning with self-supervision. In *International Conference on Pattern Recognition*, 2022. 1, 2, 3
- [32] Qizhe Xie, Zihang Dai, Eduard Hovy, Thang Luong, and Quoc Le. Unsupervised data augmentation for consistency training. In *Advances in Neural Information Processing Systems*, 2020. 2, 3, 8
- [33] Yi Xu, Jiandong Ding, Lu Zhang, and Shuigeng Zhou. DP-SSL: Towards robust semi-supervised learning with a few labeled samples. In *Advances in Neural Information Processing Systems*, 2021. 2
- [34] Yi Xu, Lei Shang, Jinxing Ye, Qi Qian, Yu-Feng Li, Baigui Sun, Hao Li, and Rong Jin. Dash: Semi-supervised learning with dynamic thresholding. In *International Conference on Machine Learning*, 2021. 2
- [35] Fan Yang, Kai Wu, Shuyi Zhang, Guannan Jiang, Yong Liu, Feng Zheng, Wei Zhang, Chengjie Wang, and Long Zeng. Class-aware contrastive semi-supervised learning. In *Proceedings of the IEEE/CVF Conference on Computer Vision and Pattern Recognition*, 2022. 2
- [36] David Yarowsky. Unsupervised word sense disambiguation rivaling supervised methods. In *33rd annual meeting of the association for computational linguistics*, 1995. 1, 2
- [37] Fisher Yu, Ari Seff, Yinda Zhang, Shuran Song, Thomas Funkhouser, and Jianxiong Xiao. LSUN: Construction of a large-scale image dataset using deep learning with humans in the loop. *arXiv preprint arXiv:1506.03365*, 2015. 6
- [38] Qing Yu, Daiki Ikami, Go Irie, and Kiyoharu Aizawa. Multi-task curriculum framework for open-set semi-supervised learning. In *European Conference on Computer Vision*, 2020. 1, 3, 4, 5, 7
- [39] Sergey Zagoruyko and Nikos Komodakis. Wide residual networks. In *Proceedings of the British Machine Vision Conference (BMVC)*, 2016. 6
- [40] Bowen Zhang, Yidong Wang, Wenxin Hou, Hao Wu, Jiandong Wang, Manabu Okumura, and Takahiro Shinozaki. FlexMatch: Boosting semi-supervised learning with curriculum pseudo labeling. In *Advances in Neural Information Processing Systems*, 2021. 2
- [41] Hongyi Zhang, Moustapha Cisse, Yann N. Dauphin, and David Lopez-Paz. mixup: Beyond empirical risk minimization. In *International Conference on Learning Representations*, 2018. 8
- [42] Mingkai Zheng, Shan You, Lang Huang, Fei Wang, Chen Qian, and Chang Xu. SimMatch: Semi-supervised learning with similarity matching. In *Proceedings of the IEEE/CVF Conference on Computer Vision and Pattern Recognition*, 2022. 2