

Few-shot Font Generation by Learning Style Difference and Similarity

Xiao He¹, Mingrui Zhu¹, Nannan Wang^{1*}, Xinbo Gao^{1,2} and Heng Yang³

¹State Key Laboratory of Integrated Services Networks, Xidian University

²Chongqing Key Laboratory of Image Cognition, Chongqing University of Posts and Telecommunications

³Shenzhen AiMall Tech

Abstract

Few-shot font generation (FFG) aims to preserve the underlying global structure of the original character while generating target fonts by referring to a few samples. It has been applied to font library creation, a personalized signature, and other scenarios. Existing FFG methods explicitly disentangle content and style of reference glyphs universally or component-wisely. However, they ignore the difference between glyphs in different styles and the similarity of glyphs in the same style, which results in artifacts such as local distortions and style inconsistency. To address this issue, we propose a novel font generation approach by learning the Difference between different styles and the Similarity of the same style (DS-Font). We introduce contrastive learning to consider the positive and negative relationship between styles. Specifically, we propose a multi-layer style projector for style encoding and realize a distinctive style representation via our proposed Cluster-level Contrastive Style (CCS) loss. In addition, we design a multi-task patch discriminator, which comprehensively considers different areas of the image and ensures that each style can be distinguished independently. We conduct qualitative and quantitative evaluations comprehensively to demonstrate that our approach achieves significantly better results than state-of-the-art methods.

1 Introduction

In the modern era, text information is a basic form of multimedia information closely related to our life. The font is used as the visual interpretation of words and plays an increasingly important role in the Internet and people’s daily life. Font generation is critical in many applications, *e.g.*, the design of personal signatures, the generation of font libraries, optical character recognition, and the reproduction of historical characters. It is necessary to find an effective and economical way to generate fonts.

Traditional font generation methods rely heavily on expert design and need to skillfully use tools to draw each glyph,

*Co-corresponding authors

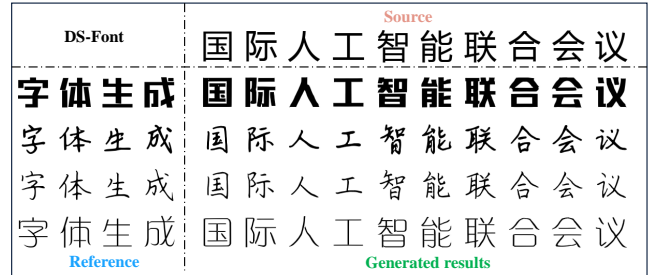


Figure 1: **Font generation results of DS-Font.** The Chinese character on the left is the style image, and the Chinese character on the top right is the content image. The rest is the image generated by our proposed DS-Font. The proposed DS-Font preserves the underlying global structure of the original character while generating target fonts by referring to a few samples.

which is especially expensive and labor-intensive. The cost is even higher for languages with a large number of characters (Japanese, Chinese characters, Korean, Thai, etc.).

With the development of deep learning and the enhancement of hardware computing power, automatic font generation technology has attracted the attention of many computer vision researchers. Automatic font generation technology needs to meet two requirements: 1) the generated font should maintain the basic global structure of the original font. 2) the generated font should present the same style pattern as the target font. Some methods [Chang *et al.*, 2018; Gao and Wu, 2020; Hassan *et al.*, 2021; Sun *et al.*, 2018; Tian, 2017] based on Generative Adversarial Networks (GAN) [Goodfellow *et al.*, 2020; Mirza and Osindero, 2014] try to meet these requirements and generate reasonable glyphs. Early attempts, such as *zi2zi* [Tian, 2017], used a network similar to Pix2Pix [Isola *et al.*, 2017] with font category embedding conditions to learn multiple font styles of a single model. However, these methods need to be pre-trained on large datasets and then fine-tuned for specific tasks. This procedure is time-consuming.

In recent years, some efforts [Zhang *et al.*, 2018; Wen *et al.*, 2021; Gao *et al.*, 2019; Li *et al.*, 2021; Xie *et al.*, 2021; Cha *et al.*, 2020; Park *et al.*, 2021a; Park *et al.*, 2021b; Zhang *et al.*, 2022a] have attempted to generate fonts using only a few samples. They regard the characters in the standard font

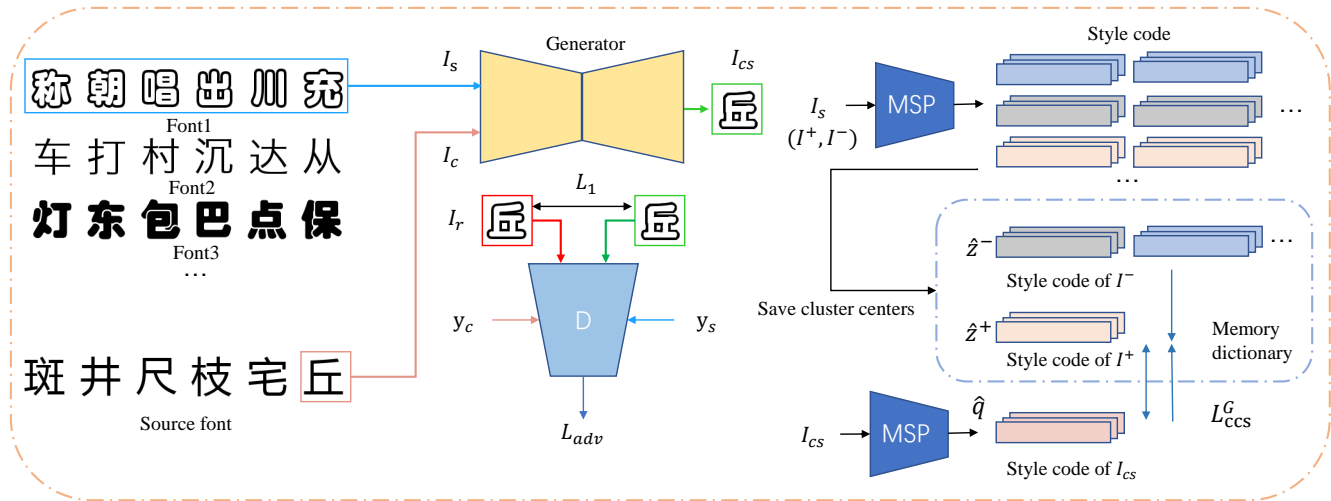


Figure 2: **Overview of DS-Font.** DS-Font consists of a multi-layer style projection (MSP) module, a multi-task patch discriminator, and a generator based on an attention mechanism. We first feed all the images into the MSP module to generate the corresponding style code, calculate the class center of each style according to the style label, and store the code \hat{z}_j in the memory dictionary. (Note that the style images I_s contain images I^+ with the same style as the generated image and images I^- with different styles from the generated image.) Then we generate images I_{cs} from a content image I_c and a few style images I_s and feed I_{cs} into the MSP module to get style code as query \hat{q} . The style code \hat{z}^+ of the image I^+ mapped by the MSP module is used as a positive sample. Similarly, the style code \hat{z}^- of the image I^- is used as a negative sample. We calculate cluster-level contrastive style loss \mathcal{L}_{contra}^G according to these style codes. Adversarial loss \mathcal{L}_{adv} is based on discriminator. L1 loss \mathcal{L}_1 calculation generates the pixel-level difference between the generated image and ground truth.

library as content glyphs and transfer them to the target font by extracting style representation from the reference glyphs. According to the different forms of style representation, we divide the few-shot font generation methods into two categories: universal style representation and component-wise style representation. The former [Liu *et al.*, 2019; Gao *et al.*, 2019; Xie *et al.*, 2021] models the style of each font as a universal representation, while the latter [Cha *et al.*, 2020; Park *et al.*, 2021a; Park *et al.*, 2021b] decomposes glyphs into many sub-components to extract component-wise style representation.

However, in the font library, the style of each font is hard to define and represent. The detailed styles of components, strokes, and even edges in the same style should be consistent. It is unreasonable for existing methods to divide component-wise or universal styles explicitly. At the same time, because the content and style are highly entangled, it is difficult to ensure the consistency of component-wise styles between the reference glyphs and the generated glyphs by using explicit disentanglement. Thus, some efforts [Li *et al.*, 2021; Zhang *et al.*, 2022a; Tang *et al.*, 2022] attempt to use an attention mechanism to capture multi-level style patterns. However, they ignore the difference between glyphs in different styles and the similarity of glyphs in the same style, which results in artifacts such as local distortions and style inconsistency. Based on the complexity of font styles, our key insight is: if only a few glyphs are given, it is difficult for a person without artistic knowledge to define their writing style, but it is relatively easy to identify whether their writing styles are the same. Therefore, we propose to learn style representation from image features by analyzing the relationship among

multiple styles rather than extracting universal or component-wise style representation.

In this paper, we propose a novel FFG method dubbed as DS-Font. Its core idea is to learn style representation from image features by analyzing the difference between different styles and the similarity of the same style. We employ contrastive learning to model the relationship between different styles. It pulls the same style closer and the different styles away. Specifically, we propose a multi-layer style projector for style encoding and realize a distinctive style representation under the supervision of our designed Cluster-level Contrastive Style (CCS) loss. In addition, we design a multi-task patch discriminator, which comprehensively considers different areas of the image and ensures that each style can be distinguished independently. Combining these components, we have achieved high-quality font generation (as shown in Figure 1).

Our contributions can be summarized as follows:

- We rethink the style representation of glyphs and propose a novel few-shot font generation method instead of using universal or component-level style representation.
- An MSP module for style coding is proposed, and a cluster-level contrastive style loss is introduced for supervision, which solves the problem that the existing font generation models can not make full use of a large amount of style information. In addition, in order to better distinguish different styles, a multi-task patch discriminator is proposed.
- By considering the relationship among multiple fonts, our approach achieves significantly better results than

state-of-the-art methods.

2 Related Works

2.1 Image-to-Image Translation

Image-to-image (I2I) translation methods [Choi *et al.*, 2020; Liu *et al.*, 2019; Zhu *et al.*, 2017b; Zhang *et al.*, 2019b; Zhang *et al.*, 2019a] aim to learn the mapping function from the source domain to the target domain. In recent years, image translation methods have made significant improvements in multi-mapping [Choi *et al.*, 2020; Yu *et al.*, 2019], few-shot learning [Liu *et al.*, 2019], and high-resolution processing [Anokhin *et al.*, 2020]. For unpaired data, CycleGAN [Zhu *et al.*, 2017a] proposes a cycle consistency constraint, which can preserve the content structure of the source image during cross-domain translation. FUNIT [Liu *et al.*, 2019] encodes content image and style image, respectively, and combines them with adaptive instance normalization (AdaIN) [Huang and Belongie, 2017] to accomplish the I2I translation task. Intuitively, font generation is a typical I2I translation task, which maps the source font into the target font while preserving the original character structure. Thus, many font generation methods are based on I2I translation methods.

2.2 Many-shot Font Generation

Early font generation methods [Chang *et al.*, 2018; Gao and Wu, 2020; Hassan *et al.*, 2021; Sun *et al.*, 2018; Tian, 2017; Jiang *et al.*, 2017; Jiang *et al.*, 2019] aim to train the mapping function between source fonts and target fonts. A number of font generation methods first train a translation model and fine-tune the translation model with many reference glyphs, *e.g.*, 775 [Jiang *et al.*, 2019]. Despite their remarkable performance, their scenario is not practical because collecting hundreds of glyphs with a coherent style is too expensive. In this paper, we aim to generate an unseen font library without expensive fine-tuning or collecting a large number of reference glyphs for a new style.

2.3 Few-shot Font Generation

Since the style of glyphs is highly complex and fine-grained, utilizing global feature statistics to transfer the font is difficult. Instead, most few-shot font generation methods try to disentangle content and style features from the given glyphs. Based on different kinds of feature representation, we categorize existing FFG methods into two main categories: universal feature representation [Zhang *et al.*, 2018; Wen *et al.*, 2021; Gao *et al.*, 2019; Xie *et al.*, 2021], and component-based feature representation [Cha *et al.*, 2020; Park *et al.*, 2021a; Park *et al.*, 2021b]. The universal feature representation methods, such as EMD [Zhang *et al.*, 2018] and AGIS-Net [Gao *et al.*, 2019], synthesize a new glyph by combining the style feature encoded from the reference set and the content feature encoded from the source glyph. DG-Font [Xie *et al.*, 2021] proposes feature deformation skip connection based on the unsupervised method TUNIT [Baek *et al.*, 2021]. Studies related to component-based feature representation focus on decomposing glyphs according to the

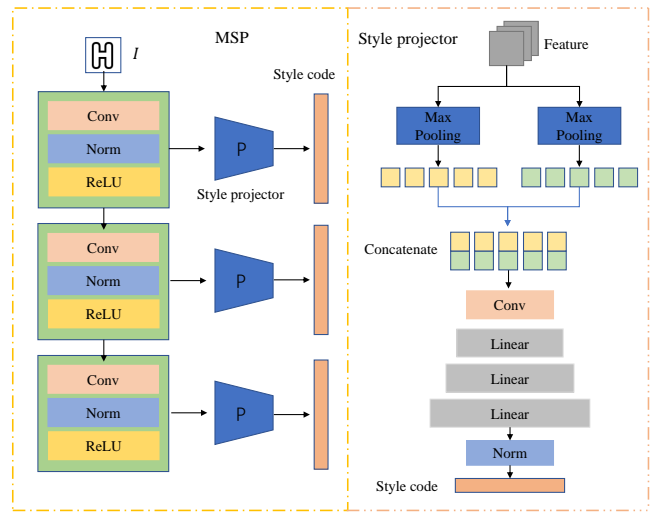


Figure 3: **Overview of MSP module.** When we feed the image into the MSP module, the MSP module first extracts the multi-scale features of the image through convolution, normalization, and activation functions. Then the style projector processes the features through several multi-layer perceptron layers to get the final style codes $\{z\}$.

structure and obtaining multiple localized style representations. LF-Font [Park *et al.*, 2021a] obtains component-wise style features by designing a component-based style encoder. MX-Font [Park *et al.*, 2021b] designs multiple localized encodes and utilizes component labels as weak supervision to guide each encoder to obtain different local style patterns. In addition, some efforts [Li *et al.*, 2021; Zhang *et al.*, 2022a; Tang *et al.*, 2022] attempt to use an attention mechanism to capture multi-level style patterns.

3 Method

Our model aims to generate the character of the content images with the font of the style images. As shown in Figure 2, DS-Font consists of three key components: (1) a multi-layer style projector (MSP); (2) a multi-task patch discriminator; (3) a generator based on an attention mechanism. When training the model, the generator based on the attention mechanism generates images through a content image and a few style images. Then to ensure that a reasonable style representation is obtained, the MSP module projects the generated image and style image into the style code and calculates the cluster-level contrastive style loss. Finally, the multi-task patch discriminator calculates the adversarial loss according to the generated image and ground truth to improve the quality of the generated results.

3.1 Multi-layer Style Projector

As mentioned above, the style of the glyphs is complex and fine-grained. When designing the glyphs, experts need to consider multiple levels of styles, *e.g.*, component-level, stroke-level, and even edge-level. Therefore, a style projector with good performance should extract the features of images

at different scales. To this end, we propose an MSP module, as shown in Figure 3. Inspired by the arbitrary image style transfer method [Zhang *et al.*, 2022b], our MSP module does not use a fusion of multiple layers but projects features of multiple layers into separate latent style spaces to encode different fine-grained styles.

Specifically, we first encode the image to obtain features of different scales (we use three scales, and their proportions to the original image size are 1, 1/2, and 1/4, respectively). Then we obtain the channel-wise mean and peak values of the feature map through average pooling and maximum pooling. These global statistics are closely related to style. Finally, we project features into a set of K -dimensional latent style codes $\{z_i | i \in [1, 3], z_i \in R^K\}$ through several multilayer perceptron layers. Extracted style code can be denoted as:

$$z_i = M(I_s), i \in [1, 3], \quad (1)$$

where M denotes the MSP module and I_s is the style image.

3.2 Multi-task Patch Discriminator

The discriminator is designed to distinguish whether the generated image is real or fake. Some previous works [Li *et al.*, 2021; Zhang *et al.*, 2022a] used two patch discriminators to distinguish the content and style of the generated image, respectively, while others used multi-task discriminators [Park *et al.*, 2021a; Park *et al.*, 2021b; Xie *et al.*, 2021] to identify different styles or content. However, these are not optimal solutions. The former only identifies the true and false, and does not consider the difference between different categories; The latter distinguish the true and false according to the whole image, ignoring the contribution of each part of the image. We combine the complementary strength of the patch discriminator and multi-task discriminator and propose a novel multi-task patch discriminator. The proposed multi-task patch discriminator considers the different areas of the image when identifying each style (or content) independently. It can not only better distinguish each style (or content) but also make the local details of the generated image more consistent with the ground truth.

Specifically, we first encode the image by the convolutional blocks with shared weight to obtain features with spatial dimensions. Then two embedding layers are designed according to the type of fonts and the number of characters. The embedding layer projects different styles (or contents) into unique vectors. Finally, by dot multiplication, the image features are combined with the unique vectors to obtain an output matrix with the size of $N \times N$

3.3 Generator

Our generator is based on the encoder-transformation-decoder structure. In the design of the transformation module, inspired by [Li *et al.*, 2021], we aggregate style features through self-attention and layer-attention modules to capture local and global features of style images.

4 Loss Function

Our goal is to automatically generate high-quality font images via a content image and a few style images. To achieve

this goal, we first need to extract a reasonable style representation from the reference image so that the style of the generated image is consistent with the style of the reference image. Secondly, the generated image should be as similar to the ground truth as possible, and there should be no artifacts.

To this end, three losses are proposed to train our model: 1) Cluster-level Contrastive Style (CCS) loss provides proper guidance for the networks to learn the style representation of fonts. 2) Adversarial loss is used to produce realistic images. 3) L1 loss constraints the generated images are similar to the real images. Next, we will introduce each loss in detail in this section.

4.1 Cluster-level Contrastive Style Loss

Contrastive learning (CL) [Arora *et al.*, 2019] is based on a surrogate task that treats instances as classes and aims to learn an invariant instance representation. Specifically, contrastive learning aims to compare pairs of image features to draw the positive sample pairs closer and the negative sample pairs apart. Cluster Contrast [Dai *et al.*, 2022] uses an offline clustering method to build a cluster-level memory dictionary and apply the ideology of momentum update policy from MoCo [He *et al.*, 2020; Chen *et al.*, 2020] to the cluster-level memory, which solves the problem of feature inconsistency in memory dictionary and reduces the computational cost. To this end, we adopt contrastive learning and design a new Cluster-level Contrastive Style (CCS) loss to train the MSP module and provide guidance for the generator. In our task, CCS loss is used for pulling the same fonts together and the different fonts away. In addition, we have style (font) labels for supervision and training.

When training the MSP module, at the beginning of each epoch, we encode all the style images I_s used for training through the MSP module and divide them into different classes according to the style (font) labels. (Note I^+ denotes the images with the same style as the ground truth, and I^- denotes the images with different styles as the ground truth.) Then we calculate the class center of each class and save it in the memory dictionary. Next, in each iteration, we feed the ground truth (target font) into the MSP module to extract a set of K -dimensional vectors z as a query q . In the memory dictionary, the style vector z^+ projected by image I^+ is used as a positive sample, and the style vector z^- projected by image I^- is used as a negative sample. All vectors are normalized to prevent collapse. The contrastive representation learns the visual styles of images by maximizing the mutual information between q and z^+ in contrast to other style vectors within the memory dictionary considered as negative samples z^- . Specifically, following [Dai *et al.*, 2022], we define the cluster-level contrastive style loss function to train the MSP module as:

$$\mathcal{L}_{ccs}^{MSP} = - \sum_{i=1}^3 \log \frac{\exp(q \cdot z_i^+ / \tau)}{\sum_{j=1}^N \exp(q \cdot z_{i_j} / \tau)}, \quad (2)$$

where \cdot denotes the dot production, z_{i_j} denotes all samples in the memory dictionary, which includes positive samples z_i^+ and negative samples z_i^- and N is the number of samples. τ

Source	枝	汗	掌	亭	申	丸	族	专	佳	孔	二	玉	丹	叉
DG-Font	枝	汗	掌	亭	申	丸	族	专	佳	孔	二	玉	丹	叉
MX-Font	枝	汗	掌	亭	申	丸	族	专	佳	孔	二	玉	丹	叉
LF-Font	枝	汗	掌	亭	申	丸	族	专	佳	孔	二	玉	丹	叉
MF-Net	枝	汗	掌	亭	申	丸	族	专	佳	孔	二	玉	丹	叉
FTransGAN	枝	汗	掌	亭	申	丸	族	专	佳	孔	二	玉	丹	叉
Ours	枝	汗	掌	亭	申	丸	族	专	佳	孔	二	玉	丹	叉
GT	枝	汗	掌	亭	申	丸	族	专	佳	孔	二	玉	丹	叉

Figure 4: **Qualitative evaluation on the test set.** We show the results generated by DS-Font and five comparison methods. We also provide the source images used for the generation in the top row. The available ground truth images (GT) are shown in the bottom row.

is a temperature scaling factor and is set to be 0.05 in all our experiments. As for the update of vectors in the memory dictionary, we only use the momentum update strategy to update vectors in each iteration and set the momentum to 0.1.

The contrastive representation also provides proper guidance for the generator to generate high-quality glyphs. We employ the same loss form used for learning MSP in Eq. 2. The difference is that the query is not the ground truth but the generated images:

$$\mathcal{L}_{ccs}^G = - \sum_{i=1}^3 \log \frac{\exp(\hat{q} \cdot \hat{z}_i^+ / \tau)}{\sum_{j=1}^N \exp(\hat{q} \cdot \hat{z}_{ij} / \tau)}, \quad (3)$$

where \hat{q} and \hat{z}_i^+ denote the contrastive representation of I_{cs} and I^+ , respectively. \hat{z}_{ij} denotes all the samples in memory dictionary.

4.2 Other Loss Function

Adversarial loss. Our proposed method is based on Generative Adversarial Networks (GAN). The optimization of GAN is essentially a game problem. Generator G tries to generate a fake image to fool the discriminator D, while the discriminator distinguishes whether the input is real or fake. To generate high-fidelity fonts, we employ the hinge loss functions [Miyato *et al.*, 2018] as:

$$\mathcal{L}_{adv}^D = \mathbf{E}_{(I_r, y_c, y_s)} [[1 - D(I_r, y_s)] + [1 - D(I_r, y_c)]] + \mathbf{E}_{(I_{cs}, y_c, y_s)} [[1 - D(I_{cs}, y_s)] + [1 - D(I_{cs}, y_c)]], \quad (4)$$

$$\mathcal{L}_{adv}^G = \mathbf{E}_{(I_{cs}, y_c, y_s)} [D(I_{cs}, y_s) + D(I_{cs}, y_c)], \quad (5)$$

where I_r denotes the ground truth, y_c and y_s denote the content label and style label of the image, respectively.

L1 loss. In order to guarantee the pixel-level consistency between generated image I_{cs} and ground truth I_r , we employ an L1 loss:

$$\mathcal{L}_1 = \|I_r - I_{cs}\|_1. \quad (6)$$

4.3 Full Objective

Consequently, we combine all the above loss functions as our full objective to train our model:

$$\mathcal{L}_D = \mathcal{L}_{adv}^D, \quad (7)$$

$$\mathcal{L}_G = \lambda_1 \mathcal{L}_1 + \lambda_2 \mathcal{L}_{adv}^G + \lambda_3 \mathcal{L}_{ccs}^G, \quad (8)$$

$$\mathcal{L}_{MSP} = \mathcal{L}_{ccs}^{MSP}, \quad (9)$$

$$\mathcal{L} = \mathcal{L}_D + \mathcal{L}_G + \mathcal{L}_{MSP}, \quad (10)$$

where λ_i are hyperparameters to control the weight of each loss function

5 Experiments

5.1 Experimental Settings

Dataset. The proposed model is trained on the dataset proposed by FTransGAN [Li *et al.*, 2021]. The dataset includes 847 gray-scale fonts (style input), each font with approximately 1000 commonly used Chinese characters and 52 Latin

Methods	L1 loss ↓	LPIPS ↓	RMSE ↓	Acc(C) ↑	Acc(S) ↑	FID(C) ↓	FID(S) ↓
Unseen Characters Seen Fonts							
DG-Font	0.163	0.185	0.328	<u>0.97</u>	0.294	<u>10.034</u>	51.311
MX-Font	0.195	0.229	0.373	0.999	0.193	10.473	60.645
LF-Font	0.177	0.228	0.354	0.854	0.0433	18.781	76.087
MF-Net	0.137	0.179	0.302	0.966	0.47	11.219	42.079
FTransGAN	<u>0.131</u>	<u>0.166</u>	<u>0.293</u>	0.967	<u>0.554</u>	10.225	<u>38.52</u>
Ours	0.129	0.159	0.29	<u>0.97</u>	0.807	9.059	23.664
Unseen Fonts Seen Characters							
DG-Font	0.175	0.202	0.332	<u>0.997</u>	0.114	7.183	47.82
MX-Font	0.182	0.208	0.346	0.999	0.183	7.644	50.756
LF-Font	0.175	0.217	0.338	0.862	0.166	19.24	54.95
MF-Net	0.135	0.16	0.283	0.999	0.311	6.483	30.202
FTransGAN	<u>0.13</u>	0.145	<u>0.272</u>	0.999	<u>0.328</u>	5.76	<u>28.638</u>
Ours	0.129	<u>0.146</u>	0.271	0.999	0.524	<u>5.81</u>	21.119

Table 1: **Quantitative evaluation on the test set.** We evaluate the methods on the test set including UCSF and UFSC set. The bold numbers indicate the best, and underlined numbers represent the second best.

letters in the same style. The test set contains two parts: Unseen Characters Seen Fonts (UCSF) and Unseen Fonts Seen Characters (UFSC). They contain 29 characters and fonts as unknown contents and styles and leave the rest part as training data.

Training details. DS-Font is implemented by Pytorch. For experiments, we use Chinese characters as the content and style input. Specifically, we use an ordinary font (*e.g.*, Microsoft YaHei) as our content input and use 6 Chinese characters as the style input. We set $\lambda_1 = 100$, $\lambda_2 = 1$ and $\lambda_3 = 0.5$ in Eq. 8. We train DS-Font for 20 epochs using Adam optimizer with a batch size of 256.

5.2 Comparison With State-of-the-art Methods

Baselines. In this subsection, we compare our model with the following methods for Chinese font generation: 1) LF-Font [Park *et al.*, 2021a] utilizes a factorization strategy to disentangle complex glyph structures and localized style representations. 2) MX-Font [Park *et al.*, 2021b] designs multiple localized experts and utilizes component labels as weak supervision to guide each expert to obtain style representations. 3) DG-Font [Xie *et al.*, 2021] proposes feature deformation skip connection based on the unsupervised method TUNIT [Baek *et al.*, 2021], which enables the model to perform better on cursive characters. 4) FTransGAN [Li *et al.*, 2021] specially designs a context-aware attention network to capture the local and global features of style images. 5) MF-Net [Zhang *et al.*, 2022a] design a language complexity-aware skip connection to adaptively retain the structural information of the glyph. Note that all methods use Chinese as the input of content and style.

Evaluation metrics To evaluate the performance of our method on FFG tasks, we adopt a variety of similarity metrics from pixel-level to perceptual-level (*e.g.*, L1 loss, LPIPS). At the perceptual-level, LPIPS measures the distance between the generated image and the ground truth on multi-scale features. In addition, following the previous work, we train two evaluation classifiers for classifying character labels (content




Figure 5: **Visual quality comparison of different variants of our method.** (a) The source image. (b) Using two patch discriminators without CCS loss. (c) Using a multi-task discriminator without CCS loss. (d) Using a multi-task patch discriminator without CCS loss. (e) Using a multi-task patch discriminator with CCS loss. (f) The ground truth images.

awareness) and font labels (style awareness). The detailed settings of the evaluation classifiers are the same as [Park *et al.*, 2021b]. Using classifiers, we measure the classification accuracy of style and content labels. We also calculate Fréchet Inception Distance score (FID) scores through style and content classifiers. We denote metrics computed by content and style classifiers as content-aware and style-aware.

Quantitative comparison. Table 1 shows the performance of DS-Font and other FFG methods. We report a variety of similarity metrics from pixel-level to perceptual-level and train two evaluation classifiers for classifying character labels and font labels. The values reported in UCSF and UFSC datasets are the average of 29 different characters and fonts, respectively. In the table, we observe that DS-Font outperforms other methods on UCSF and UFSC datasets with most

Setting	L1 loss ↓	LPIPS ↓	RMSE ↓	Acc(C) ↑	Acc(S) ↑	FID(C) ↓	FID(S) ↓
Unseen Characters Seen Fonts							
Patch Dis	0.131	0.166	0.293	<u>0.967</u>	0.554	10.225	38.52
Multi-task Dis	<u>0.129</u>	0.172	<u>0.291</u>	0.957	0.583	<u>10.003</u>	38.185
Our Dis	0.128	<u>0.165</u>	0.29	0.954	<u>0.615</u>	<u>10.205</u>	34.436
Add CCS loss	<u>0.129</u>	0.159	0.29	0.97	0.807	9.059	23.664
Unseen Fonts Seen Characters							
Patch Dis	0.13	0.145	272	0.999	0.328	5.76	28.638
Multi-task Dis	<u>0.127</u>	0.146	<u>0.269</u>	<u>0.997</u>	0.365	6.143	28.823
Our Dis	0.126	0.147	0.268	<u>0.991</u>	<u>0.399</u>	6.719	<u>26.478</u>
Add CCS loss	0.129	<u>0.146</u>	0.271	0.999	0.524	<u>5.81</u>	21.119

Table 2: **Effect of different components in our method.** The first three lines of two sub-tables evaluate the model trained by using different discriminators without CCS loss, to prove the effectiveness of the discriminator we designed. The last line adds comparative learning based on the proposed Multi-task patch discriminator. The effect of comparative learning can be analyzed by comparing the last two lines.

of the evaluation metrics. Specifically, on the UFSC test set, our method is the best in almost all metrics. On the USFC test set, DS-Font is equivalent to FTransGAN in some evaluation metrics (such as L1 loss and LPIPS). It is noted that these metrics focus on the average difference between the generated image and ground truth. They are insensitive to local details and ignore the overall feature distribution similarity between the generated font and the ground truth. In the evaluation metrics FID (S) and Acc (S), we can observe that DS-Font is significantly superior to the comparison method. It demonstrates that our proposed DS-Font can extract a distinctive style representation and generate glyphs consistent with the reference font styles.

Qualitative comparison. In this section, we will quantitatively compare our method with the approaches introduced above. The results are shown in Figure 4. Our proposed DS-Font can capture the detailed style patterns of the stroke ends, but other methods can not (*e.g.*, the first two columns). LF-Font [Park *et al.*, 2021a] cannot maintain the global structure of the original character while generating the target font (*e.g.*, the third and fourth columns). MX-Font [Park *et al.*, 2021b] fails to generate some complex fonts (*e.g.*, the last two columns). DG-Font [Xie *et al.*, 2021] introduces the feature deformation skip connection to predict the displacement map, but in some cases, the generated font and the target font are still different in geometry (*e.g.*, the seventh and eighth columns). FTransGAN [Li *et al.*, 2021] proposes a context-aware attention network to capture global and local features of the style images, which ignores fine-grained Local Styles (*e.g.*, the eleventh and twelfth columns). MF-Net [Zhang *et al.*, 2022a] causes artifacts and black spots when generating images (*e.g.*, the tenth and eleventh columns). As shown in the sixth line, DS-Font captures fine-grained styles and achieves satisfactory results through the proposed discriminator and MSP module with a contrastive learning strategy.

6 Ablation Study

Multi-task patch discriminator. We compare the performances of the patch discriminator, multi-task discriminator, and our multi-task patch discriminator in the FFG task. Note

that in the patch discriminator setting, we use two patch discriminators, one to distinguish the content (character) and the other to distinguish the style (font). The results are shown in Figure 5 and Table 2. We observe that the multi-task patch discriminator is superior to the other two discriminators in almost all metrics except for the content-aware metrics (*e.g.*, Acc (C)). For the accuracy of the content (Acc (C)), the accuracy of different methods is more than 90 percent, and the gap between them is very small, which has proved that the generated glyphs have strong recognition in content. Meanwhile, as shown in the third line of Figure 5, the model trained under our multi-task patch discriminator maintains the delicate content structure while obtaining the reference image style.

Cluster-level contrastive style loss. We explore the effect of the CCS loss function by comparing the results of a full model and a model trained without CCS loss. The evaluation results are reported in Table 2. In the last two rows of the table, we find that CCS loss significantly improves the classification accuracy of style and content labels. And from the FID score, we observe that the feature distribution of the image generated by the model with CCS loss training is closer to the real image. In addition, it can be seen from Figure 5 that the model with CCS loss function training can better capture local details. According to the above results, we know that CCS loss can guide the MSP module to obtain a reasonable style representation and help the generator capture fine-grained styles.

7 Conclusion

In this paper, we propose an effective FFG method by learning the difference between different styles and the similarity of the same style. We design an MSP module for style encoding and propose a cluster-level contrastive style loss function. This loss function guides the MSP module to extract a distinctive style representation and help train the generator. We further propose a multi-task patch discriminator, which considers the contribution of each region of the image when distinguishing each style independently. Extensive experimental results demonstrate that our DS-Font achieves superior font generation results compared with state-of-the-art methods.

References

- [Anokhin *et al.*, 2020] Ivan Anokhin, Pavel Solovev, Denis Korzhenkov, Alexey Kharlamov, Taras Khakhulin, Aleksei Silvestrov, Sergey Nikolenko, Victor Lempitsky, and Gleb Stekin. High-resolution daytime translation without domain labels. In *Proceedings of the IEEE/CVF Conference on Computer Vision and Pattern Recognition*, pages 7488–7497, 2020.
- [Arora *et al.*, 2019] Sanjeev Arora, Hrishikesh Khandeparkar, Mikhail Khodak, Orestis Plevrakis, and Nikunj Saunshi. A theoretical analysis of contrastive unsupervised representation learning. *arXiv preprint arXiv:1902.09229*, 2019.
- [Baek *et al.*, 2021] Kyungjune Baek, Yunjey Choi, Youngjung Uh, Jaejun Yoo, and Hyunjung Shim. Rethinking the truly unsupervised image-to-image translation. In *Proceedings of the IEEE/CVF International Conference on Computer Vision*, pages 14154–14163, 2021.
- [Cha *et al.*, 2020] Junbum Cha, Sanghyuk Chun, Gayoung Lee, Bado Lee, Seonghyeon Kim, and Hwalsuk Lee. Few-shot compositional font generation with dual memory. In *European Conference on Computer Vision*, pages 735–751. Springer, 2020.
- [Chang *et al.*, 2018] Jie Chang, Yujun Gu, Ya Zhang, Yan-Feng Wang, and CM Innovation. Chinese handwriting imitation with hierarchical generative adversarial network. In *BMVC*, page 290, 2018.
- [Chen *et al.*, 2020] Xinlei Chen, Haoqi Fan, Ross Girshick, and Kaiming He. Improved baselines with momentum contrastive learning. *arXiv preprint arXiv:2003.04297*, 2020.
- [Choi *et al.*, 2020] Yunjey Choi, Youngjung Uh, Jaejun Yoo, and Jung-Woo Ha. Stargan v2: Diverse image synthesis for multiple domains. In *Proceedings of the IEEE/CVF conference on computer vision and pattern recognition*, pages 8188–8197, 2020.
- [Dai *et al.*, 2022] Zuozhuo Dai, Guangyuan Wang, Weihao Yuan, Siyu Zhu, and Ping Tan. Cluster contrast for unsupervised person re-identification. In *Proceedings of the Asian Conference on Computer Vision*, pages 1142–1160, 2022.
- [Gao and Wu, 2020] Yiming Gao and Jiangqin Wu. Gan-based unpaired chinese character image translation via skeleton transformation and stroke rendering. In *proceedings of the AAAI conference on artificial intelligence*, volume 34, pages 646–653, 2020.
- [Gao *et al.*, 2019] Yue Gao, Yuan Guo, Zhouhui Lian, Yingmin Tang, and Jianguo Xiao. Artistic glyph image synthesis via one-stage few-shot learning. *ACM Transactions on Graphics (TOG)*, 38(6):1–12, 2019.
- [Goodfellow *et al.*, 2020] Ian Goodfellow, Jean Pouget-Abadie, Mehdi Mirza, Bing Xu, David Warde-Farley, Sherjil Ozair, Aaron Courville, and Yoshua Bengio. Generative adversarial networks. *Communications of the ACM*, 63(11):139–144, 2020.
- [Hassan *et al.*, 2021] Ammar Ul Hassan, Hammad Ahmed, and Jaeyoung Choi. Unpaired font family synthesis using conditional generative adversarial networks. *Knowledge-Based Systems*, 229:107304, 2021.
- [He *et al.*, 2020] Kaiming He, Haoqi Fan, Yuxin Wu, Saining Xie, and Ross Girshick. Momentum contrast for unsupervised visual representation learning. In *Proceedings of the IEEE/CVF conference on computer vision and pattern recognition*, pages 9729–9738, 2020.
- [Huang and Belongie, 2017] Xun Huang and Serge Belongie. Arbitrary style transfer in real-time with adaptive instance normalization. In *Proceedings of the IEEE international conference on computer vision*, pages 1501–1510, 2017.
- [Isola *et al.*, 2017] Phillip Isola, Jun-Yan Zhu, Tinghui Zhou, and Alexei A Efros. Image-to-image translation with conditional adversarial networks. In *Proceedings of the IEEE conference on computer vision and pattern recognition*, pages 1125–1134, 2017.
- [Jiang *et al.*, 2017] Yue Jiang, Zhouhui Lian, Yingmin Tang, and Jianguo Xiao. Dcfont: an end-to-end deep chinese font generation system. In *SIGGRAPH Asia 2017 Technical Briefs*, pages 1–4, 2017.
- [Jiang *et al.*, 2019] Yue Jiang, Zhouhui Lian, Yingmin Tang, and Jianguo Xiao. Scfont: Structure-guided chinese font generation via deep stacked networks. In *Proceedings of the AAAI conference on artificial intelligence*, volume 33, pages 4015–4022, 2019.
- [Li *et al.*, 2021] Chenhao Li, Yuta Taniguchi, Min Lu, and Shin’ichi Konomi. Few-shot font style transfer between different languages. In *Proceedings of the IEEE/CVF Winter Conference on Applications of Computer Vision*, pages 433–442, 2021.
- [Liu *et al.*, 2019] Ming-Yu Liu, Xun Huang, Arun Mallya, Tero Karras, Timo Aila, Jaakko Lehtinen, and Jan Kautz. Few-shot unsupervised image-to-image translation. In *Proceedings of the IEEE/CVF international conference on computer vision*, pages 10551–10560, 2019.
- [Mirza and Osindero, 2014] Mehdi Mirza and Simon Osindero. Conditional generative adversarial nets. *arXiv preprint arXiv:1411.1784*, 2014.
- [Miyato *et al.*, 2018] Takeru Miyato, Toshiki Kataoka, Masanori Koyama, and Yuichi Yoshida. Spectral normalization for generative adversarial networks. *arXiv preprint arXiv:1802.05957*, 2018.
- [Park *et al.*, 2021a] Song Park, Sanghyuk Chun, Junbum Cha, Bado Lee, and Hyunjung Shim. Few-shot font generation with localized style representations and factorization. In *Proceedings of the AAAI Conference on Artificial Intelligence*, volume 35, pages 2393–2402, 2021.
- [Park *et al.*, 2021b] Song Park, Sanghyuk Chun, Junbum Cha, Bado Lee, and Hyunjung Shim. Multiple heads are better than one: Few-shot font generation with multiple localized experts. In *Proceedings of the IEEE/CVF International Conference on Computer Vision*, pages 13900–13909, 2021.
- [Sun *et al.*, 2018] Donghui Sun, Qing Zhang, and Jun Yang. Pyramid embedded generative adversarial network for automated font generation. In *2018 24th International Conference on Pattern Recognition (ICPR)*, pages 976–981. IEEE, 2018.
- [Tang *et al.*, 2022] Licheng Tang, Yiyang Cai, Jiaming Liu, Zhibin Hong, Mingming Gong, Minhu Fan, Junyu Han, Jingtuo Liu, Errui Ding, and Jingdong Wang. Few-shot font generation by learning fine-grained local styles. In *Proceedings of the IEEE/CVF Conference on Computer Vision and Pattern Recognition*, pages 7895–7904, 2022.
- [Tian, 2017] Yuchen Tian. zi2zi: Master chinese calligraphy with conditional adversarial networks. *Internet* <https://github.com/kaonashi-tyc/zi2zi>, 3, 2017.
- [Wen *et al.*, 2021] Qi Wen, Shuang Li, Bingfeng Han, and Yi Yuan. Zigan: Fine-grained chinese calligraphy font generation via a few-shot style transfer approach. In *Proceedings of the 29th ACM International Conference on Multimedia*, pages 621–629, 2021.
- [Xie *et al.*, 2021] Yangchen Xie, Xinyuan Chen, Li Sun, and Yue Lu. Dg-font: Deformable generative networks for unsupervised font generation. In *Proceedings of the IEEE/CVF Conference*

- on *Computer Vision and Pattern Recognition*, pages 5130–5140, 2021.
- [Yu *et al.*, 2019] Xiaoming Yu, Yuanqi Chen, Shan Liu, Thomas Li, and Ge Li. Multi-mapping image-to-image translation via learning disentanglement. *Advances in Neural Information Processing Systems*, 32, 2019.
- [Zhang *et al.*, 2018] Yexun Zhang, Ya Zhang, and Wenbin Cai. Separating style and content for generalized style transfer. In *Proceedings of the IEEE conference on computer vision and pattern recognition*, pages 8447–8455, 2018.
- [Zhang *et al.*, 2019a] Mingjin Zhang, Nannan Wang, Yunsong Li, and Xinbo Gao. Deep latent low-rank representation for face sketch synthesis. *IEEE transactions on neural networks and learning systems*, 30(10):3109–3123, 2019.
- [Zhang *et al.*, 2019b] Mingjin Zhang, Nannan Wang, Yunsong Li, and Xinbo Gao. Neural probabilistic graphical model for face sketch synthesis. *IEEE transactions on neural networks and learning systems*, 31(7):2623–2637, 2019.
- [Zhang *et al.*, 2022a] Yufan Zhang, Junkai Man, and Peng Sun. Mf-net: A novel few-shot stylized multilingual font generation method. In *Proceedings of the 30th ACM International Conference on Multimedia*, pages 2088–2096, 2022.
- [Zhang *et al.*, 2022b] Yuxin Zhang, Fan Tang, Weiming Dong, Haibin Huang, Chongyang Ma, Tong-Yee Lee, and Changsheng Xu. Domain enhanced arbitrary image style transfer via contrastive learning. *arXiv preprint arXiv:2205.09542*, 2022.
- [Zhu *et al.*, 2017a] Jun-Yan Zhu, Taesung Park, Phillip Isola, and Alexei A Efros. Unpaired image-to-image translation using cycle-consistent adversarial networks. In *Proceedings of the IEEE international conference on computer vision*, pages 2223–2232, 2017.
- [Zhu *et al.*, 2017b] Mingrui Zhu, Nannan Wang, Xinbo Gao, and Jie Li. Deep graphical feature learning for face sketch synthesis. In *Proceedings of the 26th international joint conference on artificial intelligence*, pages 3574–3580, 2017.

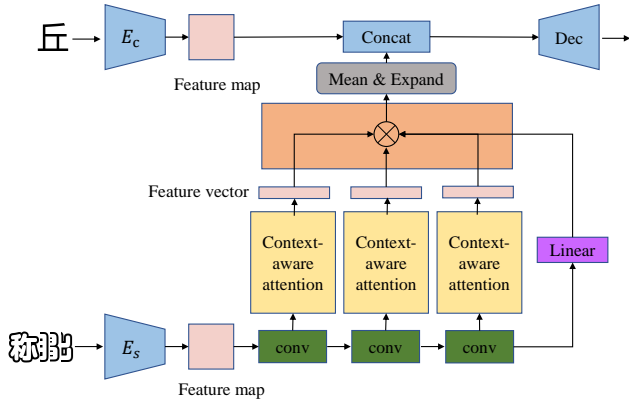


Figure 6: Overview of the generator.

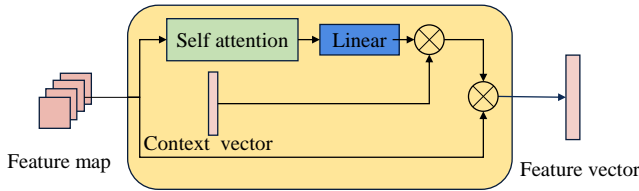


Figure 7: Architecture of the context-aware attention module.

Appendix A Implementation Details

Multi-task patch discriminator. As shown in Table 3, the architecture of the multi-task patch discriminator consists of an encoder with shared weights, a content embedding layer, a style embedding layer, and a correspondence layer. Specifically, the encoder with shared weight encodes the image to obtain features with spatial dimensions. Then two embedding layers project different styles (or contents) into unique vectors. Finally, according to the correspondence layer, the image features are combined with the unique vectors to obtain an output matrix with the size of $N \times N$.

Module	Layers	output shape
Encoder	Convblock	$32 \times 32 \times 32$
	Resblock	$16 \times 16 \times 64$
	Resblock	$8 \times 8 \times 128$
	Resblock	$4 \times 4 \times 256$
	Resblock $\times 2$	$4 \times 4 \times 256$
Content embedding	Linear	$1 \times 1 \times 256$
Style embedding	Linear	$1 \times 1 \times 256$
Correspondence	Dot product	$4 \times 4 \times 256$

Table 3: Architecture of multi-task patch discriminator. k3s1 indicates the convolutional layer with kernel size 3 and stride 1.

Generator. The architecture of the generator follows the one used in FTransGAN, which uses a context-aware attention module and a layer attention module to capture both local

Algorithm 1 Training procedure of DS-Font

Input: content images I_c , style images I_s , ground truth I_r
Model: generator G , multi-task patch discriminator D , multi-layer style projector (MSP) M
Output: generated image I_{cs}

- 1: **for** n in $[1, num_epochs]$ **do**
- 2: Extract feature vectors z from I_s by M
- 3: Clustering z into K clusters and calculate the cluster centers
- 4: Save cluster centers z_j to the memory dictionary
- 5: **for** i in $[1, num_iters]$ **do**
- 6: Generating I_{cs} from I_c and I_s by G
- 7: Compute adversarial loss with Eq. 5
- 8: Update the discriminator D by optimizer
- 9: Compute CCS loss with Eq. 2
- 10: Update MSP module M by optimizer
- 11: Update cluster centers with momentum update strategy
- 12: Compute loss functions with Eq. 8
- 13: Update the generator G by optimizer
- 14: **end for**
- 15: **end for**

and global style features. The overall architecture is shown in Figure 6 and the context-aware attention module is shown in Figure 7.

Training procedure of DS-Font. Our proposed DS-Font consists of three key components: (1) a multi-layer style projector (MSP); (2) a multi-task patch discriminator; (3) a generator based on an attention mechanism. We have already introduced the loss function related to each module. Here, we will briefly introduce the process of training the whole model in Algorithm 1.

Code. we provide the full code of our proposed DS-Font. Please refer to the “README.md” file located in the Code folder for detailed usage of the code.

Appendix B More Font Generation Results

In Figure 8 and Figure 9, we show more experimental results on the Unseen Character Seen Font (UCSF) and Unseen Font Seen Character (UFSC) set. The results show that DS-Font can capture fine-grained styles and achieve satisfactory results on both USFC and UCSF sets.

Source	斑	尺	丁	瓜	互	斤	赤	串	毒	泡	私	宅
Reference	本	宝	兵	表	威	大	差	冲	吃	巨	肯	失
Ours	斑	尺	丁	瓜	互	斤	赤	串	毒	泡	私	宅
GT	斑	尺	丁	瓜	互	斤	赤	串	毒	泡	私	宅
Source	又	丹	井	抹	尾	二	丘	瓦	丸	玉	孔	亭
Reference	机	加	家	礼	林	良	恩	发	哥	火	兰	浪
Ours	又	丹	井	抹	尾	二	丘	瓦	丸	玉	孔	亭
GT	又	丹	井	抹	尾	二	丘	瓦	丸	玉	孔	亭

Figure 8: Font generation results on UCSF set

Source	船	床	词	斗	度	方	定	动	低	观	还	喝
Reference	及	姑	宫	妇	府	价	究	金	革	把	李	安
Ours	船	床	词	斗	度	方	定	动	低	观	还	喝
GT	船	床	词	斗	度	方	定	动	低	观	还	喝
Source	些	鲜	维	图	升	萨	缺	群	请	难	落	理
Reference	品	纳	妹	鲁	千	气	打	节	见	汉	步	暗
Ours	些	鲜	维	图	升	萨	缺	群	请	难	落	理
GT	些	鲜	维	图	升	萨	缺	群	请	难	落	理

Figure 9: Font generation results on UFSC set