

# Learning to Reject with a Fixed Predictor: Application to Decontextualization

Christopher Mohri, Daniel Andor, Eunsol Choi, Michael Collins

## Abstract

We study the problem of classification with a reject option for a fixed predictor, applicable in natural language processing. We introduce a new problem formulation for this scenario, and an algorithm minimizing a new surrogate loss function. We provide a complete theoretical analysis of the surrogate loss function with a strong  $H$ -consistency guarantee. For evaluation, we choose the *decontextualization* task, and provide a manually-labelled dataset of 2,000 examples. Our algorithm significantly outperforms the baselines considered, with a  $\sim 25\%$  improvement in coverage when halving the error rate, which is only  $\sim 3\%$  away from the theoretical limit.

## 1 Introduction

Large language models, often trained with billions of parameters, have achieved impressive performance in recent years (Raffel et al., 2019) and are used in a wide variety of natural language generation tasks. However, their output is sometimes undesirable, with *hallucinated content* (Maynez et al., 2020; Filippova, 2020), and much work remains to fully understand their properties.

In many applications, such as healthcare, question-answering systems, or customer service, incorrect predictions are particularly costly and must be avoided. This motivates the design of algorithms for large language models and other NLP tasks that achieve high precision on a large fraction of the input set, while abstaining on the rest. How can we devise such accurate models that allow a reject option?

A common technique adopted in the past is that of *confidence-based models*, where rejection is defined by some threshold on the predictor’s scores and admits a fixed cost (Hendrickx et al., 2021). Chow (1957, 1970) was the first to provide an analysis of the trade-off between error and rejection rate, as well as the associated Bayes-optimal solution. The rejection rule was later studied based on the receiver operating characteristic (ROC) curve (Tortorella, 2000; Santos-Pereira and Pires, 2005; Pietraszek, 2007; Landgrebe et al., 2006). Some subsequent work has focused on minimizing surrogate loss functions for the cost-based objective, with various theoretical guarantees (Bartlett and Wegkamp, 2008; Grandvalet et al., 2008; Yuan and Wegkamp, 2010). In NLP, it has been reported that scores from popular large language models such as T5, BART, and GPT-2 are poorly calibrated (Jiang et al., 2020; Kumar and Sarawagi, 2019; Lewis et al., 2019; Raffel et al., 2019), similar to modern neural networks (Guo et al., 2017), but Xin et al. (2021) proposed a simple regularization trick during training to improve these scores. The method used by several other authors can also be viewed as an instance of confidence-based models (Kamath et al., 2020; Zhang et al., 2021; Garg and Moschitti, 2021; Dong et al., 2018; Varshney et al., 2022). Here, the idea

consists of first learning a scoring function defined over pairs  $(x, y)$  from a function mapping  $\mathcal{X}$  to  $\mathcal{Y}$ , and next applying the confidence-based technique to the scoring function.

However, as shown by Cortes et al. (2016a) [see Figure 2], straightforward confidence-based methods are in general suboptimal. When the predictor learned is not the Bayes optimal solution, in general, a more complex rejection rule is needed to achieve a smaller loss. The authors suggested instead seeking a suitable *rejector* out of a family of rejection functions that may be richer than that of confidence-based threshold ones. They gave theory and algorithms for learning the predictor and rejector simultaneously by minimizing a *rejection loss*, whose definition is based on the cost of rejection,  $c$ . More recently, an extension of this work to the multi-class setting was given by Charoenphakdee et al. (2021), based on a specific family of rejection function, thereby resolving a question raised in (Ni et al., 2019).

We aim to design accurate models with a rejection option for NLP generation tasks such as *decontextualization* (Choi et al., 2021). Decontextualization involves editing a sentence within a passage such that it can stand alone. It is critical in this task to make confident predictions, or abstain; if we are to edit an author’s words, we must be sure to do so correctly.

One solution would consist of adopting the rejection loss function of Cortes et al. (2016a) (or Charoenphakdee et al. (2021)) and of seeking a model that minimizes the rejection loss to learn, simultaneously, a predictor  $f$  and a rejector  $r$ . However, for NLP tasks such as decontextualization, this faces a key obstacle: the full set of *accurate outputs* for a given input sentence may be large and is typically not at the learner’s disposal. For example, in decontextualization, some standard transformations such as passivation applied to an accurate output can immediately lead to a large number of accurate outputs. To minimize the rejection loss, however, the learner must be able to evaluate the correctness of any potential predictor on any example in the training sample. But, apart from the single label in the training sample, other potential accurate labels are not provided and thus the correctness of a potential predictor cannot be checked. How can we then learn an accurate rejection-based model for such settings?

One way to proceed is instead to first learn a predictor  $f$ , using the standard techniques adopted for large language models, for example by minimizing the cross-entropy loss in next-token prediction. Next, given that predictor, it is not hard to manually assign a binary label to the output of  $f$  on some relatively small set of held-out examples indicating their correctness. The problem then consists of minimizing the rejection loss in which  $f$  is fixed and where we seek to find the best rejector function  $r$ , where the rejector function  $r$  takes the input  $x$  together with the output  $f(x)$  as its own input. This is what we will refer to as *learning to reject with a fixed predictor  $f$* .

The resulting binary rejection loss function for  $r$  is hard to optimize and, instead, we need to resort to a surrogate loss. Cortes et al. (2016a) gave a consistent surrogate loss for their full rejection loss, which involved learning both  $f$  and  $r$ . However, since  $f$  is fixed in our context, we cannot benefit from the corresponding consistency guarantees. Instead, we first define a parametric family of surrogate losses inspired by their work for learning  $r$  alone. Next, we prove that these surrogate losses benefit from strong consistency results, when a suitable constraint holds for the parameters.

Our results make use of the recent work of Awasthi et al. (2022), which gave general tools for *H-consistency bounds*. These are bounds relating directly the excess error or estimation error of the surrogate loss to those of the original loss (here the rejection loss). Thus, they are stronger guarantees than asymptotic Bayes consistency results. Furthermore, they can be extended to other hypothesis sets  $H$  than that of the family of all measurable functions. We use those tools to prove

the first  $H$ -consistency bound for our surrogate rejection loss, which provides a strong justification for its adoption for tackling our problem.

The rest of this paper is organized as follows. In Section 2, we formulate our learning problem, which consists of learning a rejector given a fixed predictor. In Section 3, we briefly describe confidence-based models and contrast them with our two-step model. Section 4 introduces our surrogate rejection loss. In Section 5, we prove a strong  $H$ -consistency bound for our surrogate rejection loss. In Section 6, we give a brief description of the decontextualization task and annotation procedure. Section 7 reports the results of our experiments with our surrogate rejection loss algorithm, and shows that it compares favorably with several baselines in a decontextualization task.

## 2 Learning problem

We consider the problem of *sequence-to-sequence modeling with high confidence* in natural language processing. The general objective is to design an algorithm that only returns an output when it is highly likely to be correct, while still guaranteeing a high coverage.

Let  $\mathcal{X}$  denote the input and  $\mathcal{Y}$  the output set of sequences and let  $\mathcal{D}$  be a distribution over  $\mathcal{X} \times \mathcal{Y}$ . The problem can be formalized in terms of a sequence-to-sequence *predictor*  $f: \mathcal{X} \rightarrow \mathcal{Y}$  and a *rejector*  $r: \mathcal{X} \times \mathcal{Y} \rightarrow \mathbb{R}$ . A non-positive sign for the output of the rejector is interpreted as rejection, and a positive one as acceptance. Formally, on an input  $x \in \mathcal{X}$ , we have

$$(f, r)(x) = \begin{cases} f(x), & \text{if } r(x, f(x)) > 0 \\ \text{reject}, & \text{if } r(x, f(x)) \leq 0. \end{cases}$$

Given a hypothesis set  $\mathcal{F}$  of sequence-to-sequence predictors and a family of rejectors  $\mathcal{R}$ , for a coverage  $\gamma \geq 0$ , the problem can be formulated as follows:

$$\begin{aligned} \min_{f \in \mathcal{F}, r \in \mathcal{R}} \quad & \mathbb{E}_{(x, y) \sim \mathcal{D}} [\mathbb{I}_{f(x) \neq y} \mathbb{I}_{r(x, f(x)) > 0}] \\ \text{s.t.} \quad & \mathbb{E}[\mathbb{I}_{r(x, f(x)) > 0}] \geq \gamma. \end{aligned} \tag{1}$$

We wish to minimize the error ( $\mathbb{I}_{f(x) \neq y}$ ) on accepted examples ( $\mathbb{I}_{r(x, f(x)) > 0}$ ), while ensuring that at least  $\gamma$  fraction of the examples are accepted. We will refer to the accuracy on accepted examples as the *precision*. This problem and its formulation in terms of a predictor and a rejector are closely related to the rejection or abstention setting introduced by Cortes et al. (2016a,b). In fact, for any coverage parameter  $\gamma$  there exists a corresponding rejection cost  $c \in (0, 1)$ , so that the precision-coverage problem can be equivalently formulated as the following optimization problem (Cortes et al., 2016a):

$$\min_{f \in \mathcal{F}, r \in \mathcal{R}} \quad \mathbb{E}_{(x, y) \sim \mathcal{D}} [L(f, r, x, y)], \tag{2}$$

where the loss function  $L$  is defined as follows:

$$L(f, r, x, y) = \mathbb{I}_{f(x) \neq y} \mathbb{I}_{r(x, f(x)) > 0} + c \mathbb{I}_{r(x, f(x)) \leq 0}. \tag{3}$$

As the cost of rejection  $c$  increases, one can expect a higher coverage, but lower precision. One difference with respect to the framework of Cortes et al. (2016a) is that, here, the rejector takes

as argument the prediction as well. More generally, as already pointed out in that previous work, the rejection cost  $c$  can be a function of  $x$  and  $f(x)$ , not just a constant. The problem of selective classification (Gelbhart and El-Yaniv, 2019), which is based on the choice of a threshold function, can be viewed as a special case of this framework.

**Distribution model.** Before describing any method for tackling this problem, we wish to discuss the distributional model adopted in certain NLP tasks such as decontextualization. In standard learning tasks, there may be multiple correct labels  $y$  for the same input  $x$  and with an i.i.d. training sample, we expect to come across all of these labels with their conditional probabilities given  $x$ .

In complex NLP tasks such as decontextualization, however, there may be a relatively large number of correct  $y$ s for a given  $x$ : the task is highly non-deterministic. As discussed, some standard transformations such as passivation applied to one  $y$  can immediately lead to a much larger number of correct output sentences. Thus, it is not realistic to demand from labelers to supply all possible correct sentences  $y$  for a given input  $x$ . On the other hand, we do not wish to consider it to be an error if a model returns a desirable sentence that does not exactly match any of the labels provided by the labelers.

What should be the correct distributional model to adopt for such NLP tasks? We can consider two models: a *deterministic model* where only a single label is accepted as correct for any input sentence; or a more general and more useful *stochastic* or *non-deterministic model* where, in addition to the single label  $y$  (or few labels) provided by labelers, any other label  $y'$  returned by the model is viewed as correct provided that  $y'$  is sufficiently similar to  $y$ , based on some pre-defined similarity measure. It is important to note that this pre-defined similarity measure may be difficult to specify, and may therefore require expert human annotation.

Adopting the non-deterministic model, for  $(x, y) \sim \mathcal{D}$  and a given  $f \in \mathcal{F}$ , we amend our indicator function  $\mathbb{I}_{f(x) \neq y}$  measuring incorrectness in (1). Instead, we measure  $\mathbb{I}_{f(x) \notin A_{x,y}}$ , where  $A_{x,y} \subseteq \mathcal{Y}$  implements some similarity measure and describes a set of acceptable outputs  $y$ . Provided that we have a boolean random variable  $a \in \{-1, +1\}$  derived from  $(x, y)$  and  $f(x)$  indicating membership to  $A_{x,y}$ , the event where  $f(x)$  is an acceptable output, we can simplify this indicator function to  $\mathbb{I}_{a \neq -1}$ . Since  $f$  is fixed, we remove it as an argument to  $r$ , and the distribution over  $(x, y) \sim \mathcal{D}$  leads to a distribution  $(x, a) \sim \overline{\mathcal{D}}$  induced by  $f$ . We will refer to the following as the *induced rejection loss* defined for any rejector  $r$  and pair  $(x, a)$ :

$$\ell(r, x, a) = \mathbb{I}_{a \neq -1} \mathbb{I}_{r(x) > 0} + c \mathbb{I}_{r(x) \leq 0}.$$

In the following, we will distinguish two methods for learning the rejection function  $r$ : the so-called *confidence-based method* where  $r$  is simply defined as a threshold based on the predictor  $f$ , and a *two-step learning method* where first  $f$  is learned and then  $r$ .

### 3 Learning methods

In this section, we describe in more detail the two learning methods previously mentioned.

#### 3.1 Confidence-based method

The confidence-based method is perhaps the most commonly used one to define a rejection function. Let  $f(x) = \operatorname{argmax}_y s(x, y)$  for some scoring function  $s : \mathcal{X} \times \mathcal{Y} \mapsto \mathcal{R}$ , which could be  $p(y|x; \omega)$ ,

where  $\omega$  represents model parameters. Then, a threshold value  $\theta$  is set based on some function of the scores  $s(x, y)$  assigned to each  $y \in \mathcal{Y}$  for a given  $x \in \mathcal{X}$ . If  $s_i$  and  $s_j$  are the final scores assigned to  $(x_i, y_i) \sim \mathcal{D}$  and  $(x_j, y_j) \sim \mathcal{D}$  respectively, we wish to have *monotonicity*:  $s_i \geq s_j \Leftrightarrow \mathbb{I}_{f(x_i) \neq y_i} \leq \mathbb{I}_{f(x_j) \neq y_j}$  (Geifman and El-Yaniv, 2017).

The *MaxProb* method is simply defined in terms of the highest score (Hendrycks and Gimpel, 2016). In that case, the rejection function is a function mapping from  $\mathcal{X}$  to  $\mathbb{R}$  defined by

$$r(x) = s(x, f(x)) - \theta,$$

for some choice of the threshold  $\theta \in \mathbb{R}$ . Another popular scoring function is based on Monte-Carlo dropout (Smith and Gal, 2018; Gal and Ghahramani, 2016), measuring statistics such as the mean or negative variance of the scores  $s(x, y)$ .

Fitting the threshold to guarantee that it matches a target precision has been studied (Geifman and El-Yaniv, 2017). In our experiments, we follow a simpler procedure, as this is not our focus; we are interested in the quality of the underlying scores.

### 3.2 Two-step method

In the two-step method, a predictor  $f$  is first learned by minimizing a loss function for  $\mathbb{I}_{f(x) \neq y}$ , such as the cross-entropy loss. Next, the rejection function  $r$  is learned as a binary classifier.

Note that, to learn  $r$  in the non-deterministic distributional model requires binary labels for pairs  $(x, f(x))$  indicating if the output sequence  $f(x)$  is indeed a good label for  $x$ , or formally, if  $\mathbb{I}_{f(x) \in A_{x,y}}$ . As already discussed, that information cannot be directly derived from the label  $y$  of  $x$  in the training sample since the correct labels are typically not unique in NLP tasks. One way to derive that information is to manually label such pairs. This admits two disadvantages: the manually assigned labels are specific to the predictor  $f$  previously learned and thus cannot be reused for different predictors; and of course this requires manual labeling which is typically costly. However, if the cost is not too significant, one can label a moderately-sized dataset and then train a classifier on this dataset.

One approach for training such a classifier is to use the standard cross-entropy loss function. More specifically, for pairs  $((x, f(x)), a)$ , where  $a$  represents the label or annotation, one can train with direct supervision using the binary cross-entropy loss. However, similar to the *MaxProb* method, this also requires setting a threshold  $\theta$  for acceptance based on model scores. One can only hope that the classifier produces higher-quality scores, where quality is associated with monotonicity. Thus, both methods are based on straightforward threshold rejection. Additionally, to the best of our knowledge, minimizing the cross-entropy loss does not have any proven guarantee with respect to our main objective: minimizing the induced rejection loss. In the next section, we tackle both of these problems: we introduce a new loss function with a built-in threshold that *directly minimizes* the induced rejection loss.

## 4 Surrogate rejection loss

Cortes et al. (2016a) study the joint optimization problem in 2 where the predictor  $f$  is a binary classifier, and define a convex surrogate loss upper-bounding their rejection loss  $L$ . We use the same technique to upper-bound the induced rejection loss. Specifically, the following inequality

holds, where  $\alpha$  and  $\beta$  are positive parameters and  $x \mapsto \Phi(-x)$  and  $x \mapsto \Psi(-x)$  are convex functions upper-bounding  $\mathbb{I}_{u \leq 0}$ :

$$\begin{aligned}\ell(r, x, a) &= \mathbb{I}_{a \neq -1} \mathbb{I}_{r(x) > 0} + c \mathbb{I}_{r(x) \leq 0} \\ &= \mathbb{I}_{a \leq 0} \mathbb{I}_{r(x) > 0} + c \mathbb{I}_{r(x) \leq 0} \\ &\leq \max\{\mathbb{I}_{a \leq 0} \mathbb{I}_{-r(x) < 0}, c \mathbb{I}_{r(x) \leq 0}\} \\ &\leq \max\{\mathbb{I}_{\max(a, -r(x)) \leq 0}, c \mathbb{I}_{r(x) \leq 0}\}.\end{aligned}$$

Next, since the maximum is lower-bounded by the average, we can write:

$$\begin{aligned}\ell(r, x, a) &\leq \max\left\{\mathbb{I}_{\frac{a-r(x)}{2} \leq 0}, c \mathbb{I}_{r(x) \leq 0}\right\} \\ &= \max\left\{\mathbb{I}_{\alpha \frac{a-r(x)}{2} \leq 0}, c \mathbb{I}_{\beta r(x) \leq 0}\right\} \\ &\leq \max\left\{\phi\left(\frac{\alpha}{2}(r(x) - a)\right), c\psi(-\beta r(x))\right\} \\ &\leq \phi\left(\frac{\alpha}{2}(r(x) - a)\right) + c\psi(-\beta r(x)).\end{aligned}$$

We use the exponential function for  $\phi$  and  $\psi$ , giving our surrogate loss function:

$$\ell(r, x, a) \leq e^{\frac{\alpha}{2}[r(x)-a]} + ce^{-\beta r(x)}.$$

While the induced rejection loss  $\ell(r, x, a)$  is provably NP-hard to optimize, our surrogate loss is convex and differentiable. A key insight is that models optimized with our loss function have a built-in threshold of 0; they are directly optimized for a *specific* precision. Thus, there is no need to further specify some score threshold as in all methods previously described. In those methods, one can still target certain precision levels through the choice of threshold, but the *underlying scores* are not necessarily favorable for that precision level.

While [Cortes et al. \(2016a\)](#) prove theoretical guarantees for a joint minimization of their loss function in their binary setting, these naturally do not apply to our problem (the predictor does not have zero error and is not the Bayes predictor). In the next section, we prove strong theoretical guarantees for minimizing our surrogate loss function.

## 5 $\mathcal{H}$ -consistency bound

In this section we prove an  $\mathcal{H}$ -consistency bound, a concept introduced by [Awasthi et al. \(2022\)](#), of our surrogate loss function with respect to the rejection loss. To the best of our knowledge, these non-asymptotic bounds are the strongest guarantees known regarding the minimization of surrogate loss functions. We first introduce some basic concepts and adopt the notation of [Awasthi, Mao, Mohri, and Zhong \(2022\)](#).

### 5.1 Preliminaries

Let  $\mathcal{X}$  denote the input space and  $\mathcal{Y} = \{-1, +1\}$  the binary label space. We will denote by  $\mathcal{D}$  a distribution over  $\mathcal{X} \times \mathcal{Y}$ . Let  $\mathcal{R}$  denote a family of rejection functions mapping from  $\mathcal{X}$  to  $\mathbb{R}$ . Then,

the *generalization error*  $R_\ell(r)$  and *minimal generalization error*  $R_{\ell,\mathcal{R}}^*$  for a loss function  $\ell(r, x, y)$  are defined by

$$R_\ell(r) = \mathbb{E}_{(x,y) \sim \mathcal{D}} [\ell(r, x, y)] \text{ and } R_{\ell,\mathcal{R}}^* = \inf_{r \in \mathcal{R}} R_\ell(r).$$

We will adopt the standard notation for the conditional distribution of  $Y = 1$  given  $X = x$ :  $\eta(x) = \mathcal{D}(Y = 1 \mid X = x)$ . The generalization error can be expressed as  $R_\ell(r) = \mathbb{E}_X[\mathcal{C}_\ell(r, x)]$ , where  $\mathcal{C}_\ell(r, x)$  is the *conditional  $\ell$ -risk* defined by  $\mathcal{C}_\ell(r, x) = \eta(x)\ell(r, x, +1) + (1 - \eta(x))\ell(r, x, -1)$ . The *minimal conditional  $\ell$ -risk* is denoted by  $\mathcal{C}_{\ell,\mathcal{R}}^*(x) = \inf_{r \in \mathcal{R}} \mathcal{C}_\ell(r, x)$ . We also use the following shorthand for the gap  $\Delta\mathcal{C}_{\ell,\mathcal{R}}(r, x) = \mathcal{C}_\ell(r, x) - \mathcal{C}_{\ell,\mathcal{R}}^*(x)$ .

A key quantity that appears in their bounds is the  $(\ell, \mathcal{R})$ -*minimizability gap*  $\mathcal{M}_{\ell,\mathcal{R}}$ , which is the difference of the best-in class error and the expectation of the minimal conditional  $\ell$ -risk:

$$\mathcal{M}_{\ell,\mathcal{R}} = R_{\ell,\mathcal{R}}^* - \mathbb{E}_X[\mathcal{C}_{\ell,\mathcal{R}}^*(x)].$$

This is an inherent property of the hypothesis set  $\mathcal{R}$  and distribution  $\mathcal{D}$  that we cannot hope to estimate or minimize. As discussed later, the minimizability gap is zero when  $\mathcal{R}$  is the family of all measurable functions.

## 5.2 Definition of the losses and the desired guarantee

We consider the induced rejection loss function  $\ell_2 = \ell$  defined for any rejection function or *rejection*  $r: \mathcal{X} \rightarrow \mathbb{R}$  and  $(x, a) \in \mathcal{X} \times \{-1, +1\}$  by

$$\ell_2(r, x, a) = \mathbb{I}_{a=-1} \mathbb{I}_{r(x)>0} + c \mathbb{I}_{r(x) \leq 0}. \quad (4)$$

We will consider a surrogate loss function  $\ell_1$  parameterized by  $\alpha, \beta > 0$  and defined for any rejection function or *rejection*  $r: \mathcal{X} \rightarrow \mathbb{R}$  and  $(x, a) \in \mathcal{X} \times \{-1, +1\}$  by

$$\ell_1(r, x, a) = e^{\frac{\alpha}{2}[r(x)-a]} + ce^{-\beta r(x)}. \quad (5)$$

We will prove  $\mathcal{H}$ -consistency bounds for the surrogate loss  $\ell_1$ , when  $r$  is in the family of all measurable functions  $\mathcal{R}_{\text{all}}$ . These are excess error bounds of the form  $R_{\ell_2}(r) - R_{\ell_2}^* \leq f(R_{\ell_1}(r) - R_{\ell_1}^*)$  valid for all  $r$  for an increasing function  $f$ . To do so, we will use the following general theorem from (Awasthi, Mao, Mohri, and Zhong, 2022).

**Theorem 1.** *Assume that there exists a convex function  $\Psi: \mathbb{R}_+ \rightarrow \mathbb{R}$  with  $\Psi(0) = 0$  such that the following holds for all  $r \in \mathcal{R}$  and  $x \in \mathcal{X}$ :  $\Psi(\Delta\mathcal{C}_{\ell_2,\mathcal{R}}(r, x)) \leq \Delta\mathcal{C}_{\ell_1,\mathcal{R}}(r, x)$ . Then, the following inequality holds for any  $r \in \mathcal{R}$ :*

$$\Psi(R_{\ell_2}(r) - R_{\ell_2,\mathcal{R}}^* + \mathcal{M}_{\ell_2,\mathcal{R}}) \leq R_{\ell_1}(r) - R_{\ell_1,\mathcal{R}}^* + \mathcal{M}_{\ell_1,\mathcal{R}}.$$

As shown by Steinwart (2007)[lemma 2.5], since  $\ell_1(r, x, a)$  and  $\ell_2(r, x, a)$  can be expressed in terms of  $r(x)$  and  $a$  alone, both minimizability gaps  $\mathcal{M}_{\ell_{0-1},\mathcal{R}_{\text{all}}}$  and  $\mathcal{M}_{\Phi,\mathcal{R}_{\text{all}}}$  vanish ( $\mathcal{M}_{\ell_{0-1},\mathcal{R}_{\text{all}}} = \mathcal{M}_{\Phi,\mathcal{R}_{\text{all}}} = 0$ ). To make use of this theorem, in the next sections, we will derive the expression of the calibration gaps  $\Delta\mathcal{C}_{\ell_2}$  and  $\Delta\mathcal{C}_{\ell_1}$ .



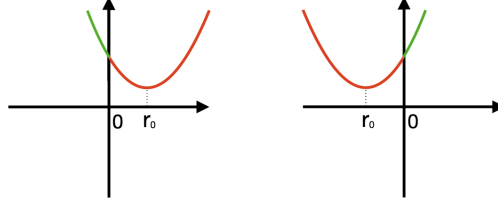


Figure 1: Lower bound for  $\Delta C_{\ell_1}$ . The green denotes the values  $r(x)$  can take. **Left:**  $r(x) \leq 0$ ; **Right:**  $r(x) \geq 0$ . In both cases, the infimum is attained at  $r(x) = 0$ .

### 5.3 Calibration gaps

The following gives the expression of the calibration gaps. The proof for both results is deferred to the appendix.

**Lemma 2.** *The Bayes solution  $r^*$  for the rejection loss can be expressed for all  $x \in \mathcal{X}$  by  $r^*(x) = \eta(x) - (1 - c)$ . The calibration gap for the rejection loss is given for any  $r \in \mathcal{R}_{\text{all}}$  and  $x \in \mathcal{X}$  by*

$$\Delta \mathcal{C}_{\ell_2}(r, x) = |\eta(x) - (1 - c)| \mathbb{I}_{r(x)r^*(x) \leq 0}.$$

**Lemma 3.** *Let  $I_\eta(x)$  be defined by  $I_\eta(x) = \eta(x)e^{-\frac{\alpha}{2}} + (1 - \eta(x))e^{\frac{\alpha}{2}}$  and define  $\gamma$  by  $\gamma = \frac{\alpha}{\alpha + 2\beta}$ . Then, the calibration gap for the surrogate loss is given by*

$$\Delta \mathcal{C}_{\ell_1}(r, x) = e^{\frac{\alpha}{2}r(x)} I_\eta(x) + ce^{-\beta r(x)} - \frac{1}{1 - \gamma} \left( \frac{2\beta c}{\alpha} \right)^\gamma I_\eta(x)^{1-\gamma}.$$

### 5.4 Bound

In this section, we present our main result. A key challenge in finding a function  $\Psi$  relating the two calibration gaps is that  $\Delta \mathcal{C}_{\ell_1}$  depends on the value  $r(x) \in \mathbb{R}$ , while  $\Delta \mathcal{C}_{\ell_2}$  only depends on the sign of  $r(x)$ , via that of  $r^*(x)$ . The following provides a key solution to this problem.

**Proposition 4.** *Assume that there exists a convex function  $\Psi: \mathbb{R}_+ \rightarrow \mathbb{R}$  with  $\Psi(0) = 0$  such that the following holds for all  $r \in \mathcal{R}_{\text{all}}$  and  $x \in \mathcal{X}$ :  $\Psi(|\eta(x) - (1 - c)| \mathbb{I}_{r(x)r^*(x) \leq 0}) \leq \Delta \mathcal{C}_{\ell_1}(0, x)$ . Let  $\bar{I}_c$  be defined by  $\bar{I}_c = ce^{\frac{\alpha}{2}} + (1 - c)e^{-\frac{\alpha}{2}}$  and assume that  $\frac{2\beta c}{\alpha} = \bar{I}_c$ . Then, the following inequality holds for any  $r \in \mathcal{R}$ :*

$$\Psi(R_{\ell_2}(r) - R_{\ell_2}^*) \leq R_{\ell_1}(r) - R_{\ell_1}^*. \quad (6)$$

The result shows that, instead, we only need to find a function  $\Psi$  relating the gap  $\Delta \mathcal{C}_{\ell_2}$  to  $\Delta \mathcal{C}_{\ell_1}(0, x)$ , which is no longer a quantity depending on  $r(x)$ . To do so, we look to lower-bound  $\Delta \mathcal{C}_{\ell_1}$  over the infimum of  $r(x)$ . Since  $\Delta \mathcal{C}_{\ell_1}$  is a (strictly) convex function of  $r(x)$ , if we can select the parameter  $\alpha$  and  $\beta$  to ensure  $r^*(x) > 0 \Leftrightarrow r_0(x) > 0$ , where  $r_0$  is the Bayes solution for the surrogate rejection loss, then this infimum occurs at  $r(x) = 0$ . This is illustrated in Figure 1. Proposition 4 states that this can be arranged if  $\alpha$  and  $\beta$  are related by  $\frac{2\beta c}{\alpha} = \bar{I}_c$ . In view of this proposition, we will adopt the assumption  $\frac{2\beta c}{\alpha} = \bar{I}_c$  and analyze  $\Delta \mathcal{C}_{\ell_1}(0, x)$ . Note that the equivalence proven in the proof holds if and only if this equality holds.



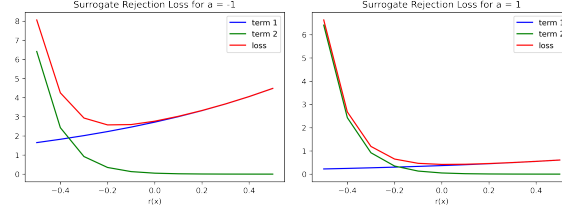


Figure 2: Surrogate rejection loss as a function of  $r(x)$  when  $c = 0.05$ ,  $\alpha = 2$ , and  $\beta$  following  $\frac{2\beta c}{\alpha} = \bar{I}_c$ , with both terms in the sum. **Left:** negatively-labelled points (-1). **Right:** positively-labelled points (+1).

**Theorem 5.** Let  $\alpha, \beta > 0$  be such that  $\frac{2\beta c}{\alpha} = \bar{I}_c$ , where  $\bar{I}_c = ce^{\frac{\alpha}{2}} + (1-c)e^{-\frac{\alpha}{2}}$ . Then, the following inequality holds for any  $r \in \mathcal{R}_{\text{all}}$ :

$$R_{\ell_2}(r) - R_{\ell_2}^* \leq \frac{2}{e^{\frac{\alpha}{2}} - e^{-\frac{\alpha}{2}}} \sqrt{\frac{(c + \bar{I}_c)\bar{I}_c}{c} (R_{\ell_1}(r) - R_{\ell_1}^*)}.$$

The theorem shows that if the excess surrogate loss  $(R_{\ell_1}(r) - R_{\ell_1}^*)$  is reduced to  $\epsilon$ , then the excess rejection loss  $(R_{\ell_2}(r) - R_{\ell_2}^*)$  is bounded by  $O(\sqrt{\epsilon})$ . This provides a strong guarantee for the surrogate loss function considered when the condition  $\frac{2\beta c}{\alpha} = \bar{I}_c$  holds. Similar results can be derived for other family of functions  $\mathcal{R}$ , such as that of linear functions or neural networks with one hidden-layer as in (Awasthi, Mao, Mohri, and Zhong, 2022). This gives a *principled* method for defining the relation between  $\alpha$  and  $\beta$ . The value of the other parameter, say  $\alpha$ , can be set arbitrarily or via a hyper-parameter search.

## 5.5 Visualization of surrogate loss

In Figure 2, we plot our surrogate loss as a function of  $r(x)$  on  $(-0.5, +0.5)$ , and arbitrarily choose  $c = 0.05$  and  $\alpha = 2$  with  $\beta$  following the relationship defined in  $\frac{2\beta c}{\alpha} = \bar{I}_c$ . We include the plot for both negatively-annotated points ( $a = -1$ ) and positively-annotated points ( $a = +1$ ). The first term is always increasing, and the second is always decreasing.

We observe the following property: for negatively-annotated points, the minimum is attained at  $r(x) < 0$ , and for positively-annotated points, while it may be difficult to see, the minimum is attained at  $r(x) > 0$ . The following is a key insight from our  $\mathcal{H}$ -consistency bound: this property holds for any  $c$ , and any  $\alpha$  and  $\beta$  satisfying  $\frac{2\beta c}{\alpha} = \bar{I}_c$ , as the signs of  $r^*(x)$  and  $r_0(x)$  match. This relationship thus ensures that the minimums of both plots are in the proper regions.

## 6 Decontextualization task

We chose the NLP task of decontextualization for evaluation. This is a challenging task because only a modest amount of annotated data is available and because each input typically admits a large number of correct labels. We give a short description of the task and our annotation procedure.

### 6.1 Definition

Decontextualization is the task of editing a sentence within a passage so that it can be interpretable out of context (Choi et al., 2021). Specifically, given a sentence-context pair  $(s, c)$ , a sentence  $s'$  is a

Goldie Taylor [HEAD] Career ; Corporate [SEP] Taylor has worked for the Sara Lee Corporation as director of global communications and public affairs. **Goldie Taylor has served as executive consultant to NBC News and CNN Worldwide.**

Figure 3: Decontextualization labeled as ‘title’.

valid decontextualization of  $s$  if: (1) the sentence  $s'$  is interpretable in the empty context; and (2) the truth-conditional meaning of  $s'$  in the empty context is the same as the truth-conditional meaning of  $s$  in context  $c$ . We refer readers to (Choi et al., 2021) for a full description.

## 6.2 Annotation

For our experiments, we labeled 2,000 decontextualizations of a fixed MT5 XXL model (Xue et al., 2020) ourselves, fine-tuned on the decontextualization task. The training data for the original decontextualization task is a sample from the English portion of the Wikipedia corpus (Choi et al., 2021). The input is formed by concatenating the title and subtitle of the relevant page with ‘[HEAD]’, and then appending the relevant paragraph after ‘[SEP]’, see Figure 3. Our 2,000 annotated decontextualizations are originally from a random sample of English Wikipedia. Examples that the model labelled as ‘impossible’ or ‘unnecessary’ were not considered. We observe that annotating for this task is difficult: some take several minutes to evaluate.

When labeling or evaluating the validity of a decontextualization, we consider the correctness of the edits: the added information must be correct, and the deletions cannot change the meaning of the sentence. Sometimes, however, this is impossible to discern without using information from the title or subtitle. We thus labeled the outputs as ‘yes’, ‘no’ or ‘title’. We present a ‘title’ example in Figure 3. The decontextualization request is for the bolded sentence, and ‘Goldie’ is then inserted. However, ‘Goldie’ only appears in the title. While it is probable that ‘Taylor’ refers to ‘Goldie Taylor’, we must rely on the information from the title. It is however also possible that ‘Taylor’ refers to a family member of ‘Goldie Taylor’ and that the paragraph is entirely unrelated to the title.

In our case, since ‘title’ examples are likely to be factual (while unsupported by the context provided to the model), we evaluate experimentally by including them with ‘yes’. In other setting such as novels, ‘title’ examples are less likely to be factual, as paragraphs deep within a chapter have little connection to their title.

## 7 Experimental evaluation

In this section, we report results for the described learning methods.

### 7.1 Dataset

We randomly split our 2,000 annotations into 1,500 train/500 validation examples and perform 4-fold cross-validation. 1,019 (50.95%) of the annotations are ‘yes’, 761 (38.05%) are ‘title’, and the remaining 220 (11.00%) are ‘no.’ As already mentioned, we consider the ‘title’ examples as ‘yes’, so we have about 89% positive examples. The *decontextualization rejection task* is constructed as follows: we concatenate the input and output of the decontextualization model with ‘ [OUT] ’ to form the input. The target consists of just one token, ‘yes’ or ‘no.’

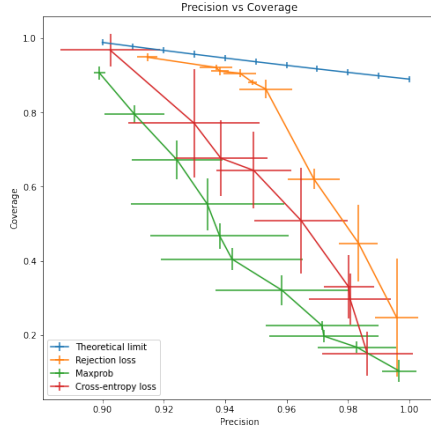


Figure 4: Precision vs Coverage on Decontextualization. Standard deviations are from the four cross-validation splits.

## 7.2 Methods

**Maxprob:** We use the highest scoring output sequence as determined by beam search as the output sequence and use the sum of the logits for each token of that sequence as the score. The best threshold for some precision level is determined on the training data, and then evaluated on the validation data.

**Cross-entropy loss:** We further fine-tune a T5X 1.1 XXL decontextualization model (Roberts et al., 2022), limited to one output token, on the decontextualization rejection task, and use as the score the value of the logits<sub>yes</sub>. The standard cross-entropy loss function is used, and a threshold is similarly fitted on half of the validation data and evaluated on the other half. We perform a hyper-parameter search over  $\{1e-4, 1e-3, 1e-2\}$  for the learning rate, and  $\{0, 0.05, \dots, 0.2\}$  for the dropout rate.

**Surrogate loss:** In our formulation, we have a rejector  $r: \mathcal{X} \rightarrow \mathbb{R}$ , different from the sequence output of the T5X model described. Thus, we use  $\text{softmax}(\text{logits})_{yes} - 0.5$  as the value of  $r(x)$ . We further fine-tune the same T5X 1.1 XXL decontextualization model, but with our surrogate loss function. For the two most extreme rejection levels presented, we maintain the value of  $c$  but fit a threshold slightly different from 0. We set  $\alpha$  to 4, and do not perform a hyper-parameter search.

**Theoretical limit:** The theoretical limit of coverage can be defined as  $b/p$ , where  $b$  is the fraction of positively labeled points and  $p$  is the desired precision level. The precision is obtained exactly, and standard deviations for coverage are a result of the slightly different class imbalances in the cross-validation splits.

## 7.3 Discussion

We observe that our rejection loss significantly outperforms the baselines considered, and for the lower half of the precision levels, *closely follows the theoretical limit*. We provide, at  $c = 0.07$  for example, about a halving of the error rate (11.00% to 5.1%) while maintaining a broad 90.6% coverage. The theoretical limit for 5% error is only slightly higher at 93.6% coverage, and the closest baseline, the cross-entropy loss, only provides ~64.4% coverage at ~5.1% error.

Another important observation is the stability of this result. Not only does the surrogate loss perform much better on average, the standard deviations are also significantly smaller. This gives

a better sense of the performance of an individual rejector model trained with the surrogate loss function.

## 8 Conclusion

We presented a theoretically-justified approach to classification with a reject option for applications where the predictor remains fixed. Our main contributions include the following: (1) a new formulation of the problem of learning a rejector with fixed predictor (for cases where there may be many correct labels); (2) introduction of a new surrogate loss function for our scenario, with the proof of a strong  $H$ -consistency bound guarantee; (3) definition of the notion of correctness for decontextualization, and its use to provide a dataset of 2,000 manually-labeled decontextualizations; (4) experimental results demonstrating a 10-25% improvement over baselines in coverage at various precision levels on decontextualization.

We observe that our algorithm can be used in other settings where a binary label indicating correctness of a prediction is available. We encourage the use of our algorithm in difficult rejection tasks with a large output space and a large number of correct labels. In particular, our algorithm can be used for abstention with large language models, in a variety of contexts such as text generation.

## Acknowledgments

We warmly thank Anqi Mao and Yutao Zhong for discussions related to an earlier version of this manuscript and clarifications related to  $\mathcal{H}$ -consistency.

## References

- P. Awasthi, A. Mao, M. Mohri, and Y. Zhong. H-consistency bounds for surrogate loss minimizers. In *Proceedings of ICML*, volume 162 of *Proceedings of Machine Learning Research*, pages 1117–1174. PMLR, 17–23 Jul 2022.
- P. L. Bartlett and M. H. Wegkamp. Classification with a reject option using a hinge loss. *Journal of Machine Learning Research*, 9(59):1823–1840, 2008.
- N. Charoenphakdee, Z. Cui, Y. Zhang, and M. Sugiyama. Classification with rejection based on cost-sensitive classification. In M. Meila and T. Zhang, editors, *Proceedings of the 38th International Conference on Machine Learning*, volume 139 of *Proceedings of Machine Learning Research*, pages 1507–1517. PMLR, 18–24 Jul 2021.
- E. Choi, J. Palomaki, M. Lamm, T. Kwiatkowski, D. Das, and M. Collins. Decontextualization: Making sentences stand-alone. *CoRR*, abs/2102.05169, 2021.
- C. K. Chow. An optimum character recognition system using decision functions. *IRE Transactions on Electronic Computers*, EC-6(4):247–254, 1957. doi: 10.1109/TEC.1957.5222035.
- C. K. Chow. On optimum recognition error and reject tradeoff. *IEEE Trans. Inf. Theory*, 16:41–46, 1970.
- C. Cortes, G. DeSalvo, and M. Mohri. Learning with rejection. In R. Ortner, H. U. Simon, and S. Zilles, editors, *Algorithmic Learning Theory - 27th International Conference, ALT 2016, Bari, Italy, October 19-21, 2016, Proceedings*, volume 9925 of *Lecture Notes in Computer Science*, pages 67–82, 2016a.
- C. Cortes, G. DeSalvo, and M. Mohri. Boosting with abstention. In D. D. Lee, M. Sugiyama, U. von Luxburg, I. Guyon, and R. Garnett, editors, *Advances in Neural Information Processing Systems 29: Annual Conference on Neural Information Processing Systems 2016, December 5-10, 2016, Barcelona, Spain*, pages 1660–1668, 2016b.
- L. Dong, C. Quirk, and M. Lapata. Confidence modeling for neural semantic parsing, 2018.
- K. Filippova. Controlled hallucinations: learning to generate faithfully from noisy data. In *Findings of EMNLP 2020*, 2020.
- Y. Gal and Z. Ghahramani. Dropout as a bayesian approximation: Representing model uncertainty in deep learning. In M. F. Balcan and K. Q. Weinberger, editors, *Proceedings of The 33rd International Conference on Machine Learning*, volume 48 of *Proceedings of Machine Learning Research*, pages 1050–1059, New York, New York, USA, 20–22 Jun 2016. PMLR.
- S. Garg and A. Moschitti. Will this question be answered? question filtering via answer model distillation for efficient question answering. In *Proceedings of the 2021 Conference on Empirical Methods in Natural Language Processing*, pages 7329–7346, Online and Punta Cana, Dominican Republic, Nov. 2021. Association for Computational Linguistics.
- Y. Geifman and R. El-Yaniv. Selective classification for deep neural networks, 2017.

- R. Gelbart and R. El-Yaniv. The relationship between agnostic selective classification, active learning and the disagreement coefficient. *J. Mach. Learn. Res.*, 20:33:1–33:38, 2019.
- Y. Grandvalet, A. Rakotomamonjy, J. Keshet, and S. Canu. Support vector machines with a reject option. In D. Koller, D. Schuurmans, Y. Bengio, and L. Bottou, editors, *Advances in Neural Information Processing Systems*, volume 21. Curran Associates, Inc., 2008.
- C. Guo, G. Pleiss, Y. Sun, and K. Q. Weinberger. On calibration of modern neural networks. In D. Precup and Y. W. Teh, editors, *Proceedings of the 34th International Conference on Machine Learning*, volume 70 of *Proceedings of Machine Learning Research*, pages 1321–1330. PMLR, 06–11 Aug 2017.
- K. Hendrickx, L. Perini, D. Van der Plas, W. Meert, and J. Davis. Machine learning with a reject option: A survey, 2021.
- D. Hendrycks and K. Gimpel. A baseline for detecting misclassified and out-of-distribution examples in neural networks, 2016.
- Z. Jiang, J. Araki, H. Ding, and G. Neubig. How can we know when language models know? on the calibration of language models for question answering, 2020.
- A. Kamath, R. Jia, and P. Liang. Selective question answering under domain shift. *CoRR*, abs/2006.09462, 2020.
- A. Kumar and S. Sarawagi. Calibration of encoder decoder models for neural machine translation, 2019.
- T. C. Landgrebe, D. M. Tax, P. Paclík, and R. P. Duin. The interaction between classification and reject performance for distance-based reject-option classifiers. *Pattern Recognition Letters*, 27(8):908–917, 2006. ROC Analysis in Pattern Recognition.
- M. Lewis, Y. Liu, N. Goyal, M. Ghazvininejad, A. Mohamed, O. Levy, V. Stoyanov, and L. Zettlemoyer. Bart: Denoising sequence-to-sequence pre-training for natural language generation, translation, and comprehension, 2019.
- J. Maynez, S. Narayan, B. Bohnet, and R. McDonald. On faithfulness and factuality in abstractive summarization. In *Proceedings of the 58th Annual Meeting of the Association for Computational Linguistics*, pages 1906–1919, Online, July 2020. Association for Computational Linguistics. doi: 10.18653/v1/2020.acl-main.173.
- C. Ni, N. Charoenphakdee, J. Honda, and M. Sugiyama. On the calibration of multiclass classification with rejection. In H. Wallach, H. Larochelle, A. Beygelzimer, F. d’Alché-Buc, E. Fox, and R. Garnett, editors, *Advances in Neural Information Processing Systems*, volume 32. Curran Associates, Inc., 2019.
- T. Pietraszek. On the use of roc analysis for the optimization of abstaining classifiers. *Machine Learning*, 68:137–169, 07 2007.
- C. Raffel, N. Shazeer, A. Roberts, K. Lee, S. Narang, M. Matena, Y. Zhou, W. Li, and P. J. Liu. Exploring the limits of transfer learning with a unified text-to-text transformer, 2019.

- A. Roberts, H. W. Chung, A. Levskaya, G. Mishra, J. Bradbury, D. Andor, S. Narang, B. Lester, C. Gaffney, A. Mohiuddin, C. Hawthorne, A. Lewkowycz, A. Salcianu, M. van Zee, J. Austin, S. Goodman, L. B. Soares, H. Hu, S. Tsvyashchenko, A. Chowdhery, J. Bastings, J. Bulian, X. Garcia, J. Ni, A. Chen, K. Kenealy, J. H. Clark, S. Lee, D. Garrette, J. Lee-Thorp, C. Raffel, N. Shazeer, M. Ritter, M. Bosma, A. Passos, J. Maitin-Shepard, N. Fiedel, M. Omernick, B. Saeta, R. Sepassi, A. Spiridonov, J. Newlan, and A. Gesmundo. Scaling up models and data with  $\text{t5x}$  and `seqio`. *arXiv preprint arXiv:2203.17189*, 2022.
- C. M. Santos-Pereira and A. M. Pires. On optimal reject rules and roc curves, 2005. ISSN 0167-8655.
- L. Smith and Y. Gal. Understanding measures of uncertainty for adversarial example detection. *ArXiv*, abs/1803.08533, 2018.
- I. Steinwart. How to compare different loss functions and their risks. *Constructive Approximation*, 26(2):225–287, 2007.
- F. Tortorella. An optimal reject rule for binary classifiers. *Proc. Int. Workshop on Statistical Pattern Recognition, Alicante, Spain*, pages 611–620, 08 2000.
- N. Varshney, S. Mishra, and C. Baral. Towards improving selective prediction ability of nlp systems. In *REPL4NLP*, 2022.
- J. Xin, R. Tang, Y. Yu, and J. Lin. The art of abstention: Selective prediction and error regularization for natural language processing. In *Proceedings of the 59th Annual Meeting of the Association for Computational Linguistics and the 11th International Joint Conference on Natural Language Processing (Volume 1: Long Papers)*, pages 1040–1051, Online, Aug. 2021. Association for Computational Linguistics. doi: 10.18653/v1/2021.acl-long.84.
- L. Xue, N. Constant, A. Roberts, M. Kale, R. Al-Rfou, A. Siddhant, A. Barua, and C. Raffel. `mt5`: A massively multilingual pre-trained text-to-text transformer, 2020.
- M. Yuan and M. Wegkamp. Classification methods with reject option based on convex risk minimization. *Journal of Machine Learning Research*, 11:111–130, 01 2010.
- S. Zhang, C. Gong, and E. Choi. Knowing more about questions can help: Improving calibration in question answering, 2021.



## A $\mathcal{H}$ -Consistency bound proof

### A.1 Calibration gap for rejection loss

The following gives the expression of the calibration gap  $\Delta\mathcal{C}_{\ell_2}$ .

**Lemma 2.** *The Bayes solution  $r^*$  for the rejection loss can be expressed for all  $x \in \mathcal{X}$  by  $r^*(x) = \eta(x) - (1 - c)$ . The calibration gap for the rejection loss is given for any  $r \in \mathcal{R}_{\text{all}}$  and  $x \in \mathcal{X}$  by*

$$\Delta\mathcal{C}_{\ell_2}(r, x) = |\eta(x) - (1 - c)| \mathbb{I}_{r(x)r^*(x) \leq 0}.$$

*Proof.* For any  $r \in \mathcal{R}_{\text{all}}$  and  $x \in \mathcal{X}$ , we can write

$$\begin{aligned} \mathcal{C}_{\ell_2}(r, x) &= \eta(x)\ell_2(r, x, +1) + [1 - \eta(x)]\ell_2(r, x, -1) \\ &= \eta(x) [\mathbb{I}_{+1=-1} \mathbb{I}_{r(x)>0} + c \mathbb{I}_{r(x) \leq 0}] + [1 - \eta(x)] [\mathbb{I}_{-1=-1} \mathbb{I}_{r(x)>0} + c \mathbb{I}_{r(x) \leq 0}] \\ &= c \mathbb{I}_{r(x) \leq 0} + [1 - \eta(x)] \mathbb{I}_{r(x) > 0}. \end{aligned}$$

For the optimal  $\mathcal{C}_{\ell_2}^*$ , we would always pick the lower of  $c$  or  $1 - \eta(x)$ , which gives:  $\mathcal{C}_{\ell_2}^*(x) = \min\{c, 1 - \eta(x)\}$ . The corresponding Bayes solution  $r^*$  can be defined by  $r^*(x) = \eta(x) - (1 - c)$ . Thus, the calibration gap is given by

$$\Delta\mathcal{C}_{\ell_2}(r, x) = c \mathbb{I}_{r(x) \leq 0} + [1 - \eta(x)] \mathbb{I}_{r(x) > 0} - \min\{c, 1 - \eta(x)\}.$$

If  $r(x)$  correctly chooses the lower of the two, we have  $r(x)r^*(x) > 0$  and then  $\Delta\mathcal{C}_{\ell_2} = 0$ . Otherwise, we have

$$\Delta\mathcal{C}_{\ell_2}(r, x) = \begin{cases} c - (1 - \eta(x)) & \text{if } r(x) \leq 0 \\ (1 - \eta(x)) - c & \text{otherwise} \end{cases}.$$

Thus, for all  $x \in \mathcal{X}$ , we have  $\Delta\mathcal{C}_{\ell_2}(r, x) = |\eta(x) - (1 - c)| \mathbb{I}_{r(x)r^*(x) \leq 0}$ . This completes the proof.  $\square$

### A.2 Calibration gap for surrogate loss

Here, we analyze the calibration gap for the surrogate loss.

**Lemma 3.** *Let  $I_\eta(x)$  be defined by  $I_\eta(x) = \eta(x)e^{-\frac{\alpha}{2}} + (1 - \eta(x))e^{\frac{\alpha}{2}}$  and define  $\gamma$  by  $\gamma = \frac{\alpha}{\alpha + 2\beta}$ . Then, the calibration gap for the surrogate loss is given by*

$$\Delta\mathcal{C}_{\ell_1}(r, x) = e^{\frac{\alpha}{2}r(x)} I_\eta(x) + ce^{-\beta r(x)} - \frac{1}{1 - \gamma} \left( \frac{2\beta c}{\alpha} \right)^\gamma I_\eta(x)^{1-\gamma}.$$

*Proof.* By definition, the calibration function for  $\ell_1$  can be expressed for all  $x \in \mathcal{X}$  by

$$\begin{aligned} \mathcal{C}_{\ell_1}(r, x) &= \eta(x)\ell_1(r, x, +1) + [1 - \eta(x)]\ell_1(r, x, -1) \\ &= \eta(x) \left[ e^{\frac{\alpha}{2}[r(x)-1]} + ce^{-\beta r(x)} \right] + [1 - \eta(x)] \left[ e^{\frac{\alpha}{2}[r(x)+1]} + ce^{-\beta r(x)} \right] \\ &= e^{\frac{\alpha}{2}r(x)} I_\eta(x) + ce^{-\beta r(x)}. \end{aligned}$$

Since the exponential function is convex,  $\Delta\mathcal{C}_{\ell_1}(r, x)$  is a convex function of  $r(x)$ . Thus, for  $r \in \mathcal{R}_{all}$ , we obtain the minimum  $r_0(x)$  by differentiating with respect to  $r(x)$  and setting to 0:

$$\frac{\alpha}{2}e^{\frac{\alpha}{2}r(x)}I_\eta(x) - \beta ce^{-\beta r(x)} = 0 \Leftrightarrow r_0(x) = \log\left[\left(\frac{2\beta c}{\alpha I_\eta(x)}\right)^{\frac{2}{2\beta+\alpha}}\right].$$

Plugging in this expression in  $\mathcal{C}$  gives the corresponding minimal calibration  $\mathcal{C}_{\ell_1}^*(x)$ :  $\mathcal{C}_{\ell_1}^*(x) = \left[\left(\frac{2\beta c}{\alpha}\right)^\gamma\right]I_\eta(x)^{1-\gamma}\left(\frac{1}{1-\gamma}\right)$ . This completes the proof.  $\square$

### A.3 $\mathcal{H}$ -consistency bound

In this section, we prove our main result. The following will provide a key tool to derive our result.

**Proposition 4.** *Assume that there exists a convex function  $\Psi: \mathbb{R}_+ \rightarrow \mathbb{R}$  with  $\Psi(0) = 0$  such that the following holds for all  $r \in \mathcal{R}_{all}$  and  $x \in \mathcal{X}$ :  $\Psi(|\eta(x) - (1-c)|\mathbb{I}_{r(x)r^*(x) \leq 0}) \leq \Delta\mathcal{C}_{\ell_1}(0, x)$ . Let  $\bar{I}_c$  be defined by  $\bar{I}_c = ce^{\frac{\alpha}{2}} + (1-c)e^{-\frac{\alpha}{2}}$  and assume that  $\frac{2\beta c}{\alpha} = \bar{I}_c$ . Then, the following inequality holds for any  $r \in \mathcal{R}$ :*

$$\Psi(R_{\ell_2}(r) - R_{\ell_2}^*) \leq R_{\ell_1}(r) - R_{\ell_1}^*. \quad (6)$$

*Proof.* We will show that  $\inf_{r(x)r^*(x) \leq 0} \Delta\mathcal{C}_{\ell_1}(r, x) = \Delta\mathcal{C}_{\ell_1}(0, x)$ . The result then follows by Theorem 1 and Lemma 2. Since we have  $\frac{2\beta c}{\alpha} = \bar{I}_c$ , the following equivalence holds:

$$r_0(x) > 0 \Leftrightarrow \frac{2\beta c}{\alpha I_\eta(x)} > 1 \Leftrightarrow I_\eta(x) < \bar{I}_c \Leftrightarrow \eta(x) > \frac{e^{\frac{\alpha}{2}} - \bar{I}_c}{e^{\frac{\alpha}{2}} - e^{-\frac{\alpha}{2}}} \Leftrightarrow \eta(x) > \frac{(1-c)e^{\frac{\alpha}{2}} - (1-c)e^{-\frac{\alpha}{2}}}{e^{\frac{\alpha}{2}} - e^{-\frac{\alpha}{2}}} \Leftrightarrow r^*(x) > 0.$$

This implies  $\inf_{r(x)r^*(x) \leq 0} \mathcal{C}_{\ell_1}(r, x) = \inf_{r(x)r_0(x) \leq 0} \mathcal{C}_{\ell_1}(r, x)$ . Now, since  $r_0(x)$  is the unique minimizer of the strictly convex function  $\mathcal{C}_{\ell_1}(r, x)$  of  $r(x)$ , then, as a function of  $r(x)$ ,  $\mathcal{C}_{\ell_1}(r, x)$  is decreasing from  $-\infty$  to  $r_0(x)$  and increasing from there to  $+\infty$ . Thus, if  $r_0(x) > 0$ , the infimum of  $\mathcal{C}_{\ell_1}(r, x)$  over  $r(x) \leq 0$  is reached for  $r(x) = 0$ . Similarly, if  $r_0(x) < 0$ , the infimum of  $\mathcal{C}_{\ell_1}(r, x)$  over  $r(x) \geq 0$  is reached for  $r(x) = 0$ . This shows that  $\inf_{r(x)r_0(x) \leq 0} \mathcal{C}_{\ell_1}(r, x) = \mathcal{C}_{\ell_1}(0, x)$ , and completes the proof.  $\square$

The proof of our main result makes use of the following identity, which is a refinement of Bernoulli's inequality. The result could be of independent interest in other contexts, we give a concise proof below.

**Lemma 6** (Bernoulli-type inequality). *The following identity holds for all  $x, r \in (0, 1)$ ,*

$$(1+x)^r \leq 1 + rx + \frac{r(r-1)x^2}{4}.$$

*Proof.* Let  $f_r(x) = (1+x)^r - \left(1 + rx + \frac{r(r-1)x^2}{4}\right)$ . We will show that  $f_r(x) \leq 0$  for all  $x, r \in (0, 1)$ . We have  $f_r'(x) = r(1+x)^{r-1} - \left(r + \frac{r(r-1)x}{2}\right)$ , and  $f_r'(0) = 0$ . To see that  $f_r'(1) \leq 0$ , observe  $r2^{r-1} - \left(r + \frac{r(r-1)}{2}\right) \leq 0 \Leftrightarrow 2^{r-1} - \frac{(r-1)}{2} \leq 1$ . The left-hand side of the last inequality is a convex function of  $r$ , and equal to 1 when  $r = 0$  or  $r = 1$ . Thus, the left-hand side is less than or equal 1 for  $r \in (0, 1)$ , giving  $f_r'(1) \leq 0$ . Since  $f_r'(x)$  is a convex function of  $x$ , with  $f_r'(0) \leq 0$  and  $f_r'(1) \leq 0$ , then  $f_r'(x) \leq 0$  for all  $x \in (0, 1)$ , which shows  $f_r$  is decreasing. Then, since  $f_r(0) = 0$ ,  $f_r(x) \leq 0$  for all  $x, r \in (0, 1)$ , which completes the proof.  $\square$

The following is our main result; it relates the surrogate excess error to that of the rejection loss.

**Theorem 7.** *Let  $\alpha, \beta > 0$  be such that  $\frac{2\beta c}{\alpha} = \bar{I}_c$ , where  $\bar{I}_c = ce^{\frac{\alpha}{2}} + (1-c)e^{-\frac{\alpha}{2}}$ . Then, the following inequality holds for any  $r \in \mathcal{R}_{\text{all}}$ :*

$$R_{\ell_2}(r) - R_{\ell_2}^* \leq \frac{2}{e^{\frac{\alpha}{2}} - e^{-\frac{\alpha}{2}}} \sqrt{\frac{(c + \bar{I}_c)\bar{I}_c}{c}} (R_{\ell_1}(r) - R_{\ell_1}^*).$$

*Proof.* Using the expression of  $\Delta\mathcal{C}_{\ell_1}$  given by Lemma 3, we can write

$$\Delta\mathcal{C}_{\ell_1}(0, x) = I_\eta(x) + c - \frac{1}{1-\gamma} \left( \frac{2\beta c}{\alpha} \right)^\gamma I_\eta(x)^{1-\gamma} = I_\eta(x) + c - (\bar{I}_c + c) \left( \frac{I_\eta(x)}{\bar{I}_c} \right)^{1-\gamma}.$$

We can express this formula in terms of  $u(x) = \eta(x) - (1-c)$ , using  $I_\eta(x) = J_u(x) + \bar{I}_c$ , with  $J_u(x) = [e^{\frac{\alpha}{2}} - e^{-\frac{\alpha}{2}}]u(x)$ :

$$\Delta\mathcal{C}_{\ell_1}(0, x) = J_u(x) + \bar{I}_c + c - (\bar{I}_c + c) \left[ 1 + \frac{J_u(x)}{\bar{I}_c} \right]^{1-\gamma} \geq \frac{\bar{I}_c}{c + \bar{I}_c} \frac{c}{c + \bar{I}_c} \frac{c + \bar{I}_c}{4} \left[ \frac{J_u(x)}{\bar{I}_c} \right]^2 = \frac{1}{4} \frac{c\bar{I}_c}{c + \bar{I}_c} \left[ \frac{J_u(x)}{\bar{I}_c} \right]^2.$$

where we used Lemma 6. The function  $\Psi(u)$  defined by this expression verifies the condition of Proposition 4 and therefore we have  $\Psi(R_{\ell_2}(h) - R_{\ell_2}^*) \leq R_{\ell_1}(h) - R_{\ell_1}^*$ . An explicit upper-bound on  $R_{\ell_2}(h) - R_{\ell_2}^*$  can be written in terms of  $\Psi^{-1}$ :  $R_{\ell_2}(h) - R_{\ell_2}^* \leq \Psi^{-1}(R_{\ell_1}(h) - R_{\ell_1}^*)$ . To derive the expression of  $\Psi^{-1}$ , we write  $z = \Psi(u)$ , that is:

$$4 \frac{c + \bar{I}_c}{c\bar{I}_c} z = \left[ \frac{u(x)}{\bar{I}_c} \right]^2 \left[ e^{\frac{\alpha}{2}} - e^{-\frac{\alpha}{2}} \right]^2 \Leftrightarrow |u| = \frac{2}{e^{\frac{\alpha}{2}} - e^{-\frac{\alpha}{2}}} \sqrt{\frac{(c + \bar{I}_c)\bar{I}_c}{c}} z.$$

Thus, we have for all  $r \in \mathcal{R}_{\text{all}}$ ,  $R_{\ell_2}(r) - R_{\ell_2}^* \leq \frac{2}{e^{\frac{\alpha}{2}} - e^{-\frac{\alpha}{2}}} \sqrt{\frac{(c + \bar{I}_c)\bar{I}_c}{c}} (R_{\ell_1}(r) - R_{\ell_1}^*)$ .  $\square$