

Invasion of Ukraine Discourse on TikTok Dataset

Benjamin Steel¹, Sara Parker², and Derek Ruths³

^{1,3}School of Computer Science, McGill University

²Department of Political Science, McGill University

¹benjamin.steel@mail.mcgill.ca, ²sara.parker@mail.mcgill.ca, ³derek.ruths@mcgill.ca

Abstract

We present a dataset of videos and comments from the social media platform TikTok, centred around the invasion of Ukraine in 2022, an event that launched TikTok into the geopolitical arena. The discourse around the invasion exposed myriad political behaviours and dynamics that are unexplored on this platform. To this end we provide a mass scale language and interaction dataset for further research into these processes. An initial investigation of language and social interaction dynamics are explored in this paper. The dataset and the library used to collect it are open sourced to the public.

1 Introduction

TikTok, a short-form video-sharing platform with over one billion active users [12], is currently one of the largest social media platforms in the world. Despite its popularity, the platform’s apparent influence on public understanding of the Russian invasion of Ukraine remains perplexing. Major media organizations have dubbed the ongoing war started by the Russian invasion of Ukraine “the first TikTok war” [4, 6, 11, 3, 13], alluding to the platform’s significant role in shaping how the war is seen around the world.

TikTok has emerged as a prominent source for information about the war in Ukraine. For instance, over a quarter of people below age 25 in the United States consider TikTok their primary news source [9], suggesting that many young people in the West are

building their understanding of the war from TikTok videos. The app has also emerged as a force within the Russian media ecosystem: after Russia criminalized criticism of the military, TikTok prevented Russian users from uploading new content and seeing new content from outside Russia, thus shaping what information Russians receive and disperse in relation to the war [10]. TikTok evidently has substantial power over how major world events like the invasion of Ukraine are perceived and discussed [8], but this influence is currently poorly understood.

We seek to investigate, and enable others to investigate, the relationship between TikTok and the discourse surrounding the invasion of Ukraine, as well as its underlying mechanics. The aim is that research from this dataset will help us understand the specific differences between the wider world of news and older social media, and the new world of TikTok. We want to learn how the affordances of the platform result in divergence in language use, discourse topics and interaction patterns. In this work we will show that those social dynamics can be uncovered in this data.

To create the dataset, we identified hashtags and keywords explicitly related to the conflict to collect a core set of videos (or “TikToks”). We then compiled comments associated with these videos. In total we collected approximately 16 thousand videos and 11 million comments, from approximately 6 million users.

Here we present a preliminary analysis of social dynamics in the dataset by observing three successive levels of social structure. At the macro-level, we look

at word use and the languages used on the platform; at the meso-level, we expose semantic clusters reflecting real-world perspectives; and at the micro-level, we investigate dyadic user relationships. We show that the data contains evidence of rich political and social processes at each stage.

To create this dataset, we developed a TikTok web scraper, PyTok, that allows us to download a variety of data from the platform. We have open sourced PyTok on Github at <https://github.com/networkdynamics/pytok>. We have released the data required to recreate the dataset (in order to allow user withdrawal from the dataset) here: <https://doi.org/10.5281/zenodo.7534952>. We also release the scripts used to prepare this analysis here: <https://github.com/networkdynamics/polar-seeds>.

2 Method

In this section, we will explain how we built the dataset. We required a method that both searched TikTok content and pulled the results (whether videos, comments, or users) returned. An initial search of social media scraping libraries revealed several available datasets, with none completely fitting our needs. Specifically, some libraries are exclusively browser automation based, which results in slow collection times. Others are entirely API-based, which is vulnerable to TikTok API changes and CAPTCHAs [5].

We therefore opted to develop a library that strikes a balance between both approaches: initial requests use a web browser automation library that can fetch browser cookies without in-depth knowledge of the TikTok API, followed by API requests once the relevant cookies are stored for improved performance. We started the library as a fork of the TikTok-API developed by David Teather¹. Our library can collect videos from hashtags, general searches, and a user's history, as well as comments from videos. Video downloading has not yet been included as a feature.

Using our library, we collected all videos appearing under TikTok's search functionality (under this URL: <https://www.tiktok.com/tag/{search-term}>) for

a range of hashtags. However, hashtag searches seem to be limited to approximately the 1000 most viewed videos. Therefore, to expand the video set, we also used the general search functionality which allows more videos to be found for a search term, for example using the URL: <https://www.tiktok.com/search/video?q={search-term}>. This search comes at the cost of including more unrelated videos due to the fuzzy search functionality. In some cases where a search term produced many unrelated videos, searching with a hashtag in the general search functionality improved the specificity of the search.

We used the following search terms in our video collection:

`standwithukraine, russia, nato, putin, moscow, zelenskyu, stopwar, stopthewar, ukrainewar, ww3, володимирзеленський, славаукраїні, путінхуйло, россія, війнаукраїні, зеленський, нівійні, війна, нетвойне, зеленский, путинхуйло, #denazification, #specialmilitaryoperation, #africansinukraine, #putinspeech, #whatshappeninginukraine.`

We built the list of search terms via an initial qualitatively derived seed set of hashtags (the first ten) and collected videos tagged with these terms. We then looked at the ranked co-occurring hashtags in the videos to expand our set of search terms. Although we started with only English-language hashtags in the seed set, we realised that Ukrainian and Russian hashtags had the highest co-occurrences with our seed set of hashtags, so we added them as the next 10 search terms in the list. These search terms are not all strictly associated with the invasion of Ukraine, but in our initial explorations we found that, in general, the majority of content collected using the terms was pertinent. See Table 1 for translations of the non-English search terms.

Due to the limited search functionality of TikTok, only the most popular videos are provided for a search. So in order to find less popular videos, one needs to use less popular search terms. We were able to find five terms related to the invasion that had a small total view count, which we added to our search terms to get a set of videos with a range of view

¹<https://github.com/davidteather/TikTok-API>

Search Term	Meaning
володимирзеленський	Ukrainian for “Volodymyr Zelensky”
славаукраїні	Ukrainian for: “Glory to Ukraine”
россия	Ukrainian for “Russia”
війнаукраїні	Ukrainian for “War in Ukraine”
війна	Ukrainian for “War”
нівійні	Ukrainian for “No War”
нетвойне	Russian for “No War”
зеленский	Russian for “Zelensky”
зеленський	Ukrainian for “Zelensky”
путінхуйло	Russian for “Fuck Putin”
путінхуйло	Ukrainian for “Fuck Putin”

Table 1: Translations of search terms used for finding videos related to the invasion. Note the generally pro-Ukraine sentiment, due to these hashtags being both more popular, and selected due to common co-occurrence with seed set hashtags.

counts. Note these last five search terms are written with a hashtag, which is needed to increase the specificity of TikTok’s fuzzy search engine for these less popular terms.

Due to the fuzzy search functionality of TikTok, some of the videos returned by the search did not contain an exact search match and in some cases were completely unrelated. For example, in the most extreme case we observed, results for “denazification” mostly returned results for “derealization”, a topic unrelated to Ukraine. In this case, all videos with “derealization” were removed, due to the clear proliferation of completely unrelated videos. We found that after the removal of “derealization”, 95% of the videos in the dataset included at least of our 25 keyword search terms. We leave in the 5% of videos that do not contain one of our search terms, with the intuition that most of the time the fuzzy search functionality returns videos related to the war even when they did not contain exact search terms. If a cleaner dataset is required, the videos can easily be filtered to only include a more precise set of hashtags.

With the initial video set fetched, we also collected the comments for each of these videos (limiting to 1000 comments per video to ensure reasonable collection duration), to provide additional text data for analysis.

Note that, unlike Twitter, TikTok does not allow

others to see a user’s follows. Furthermore, although a user can display the videos they have liked on their profile, this option is seldom used. This prevents methods developed for Twitter using follower or like networks from being used on TikTok data.

Because TikTok data collection methods are still in their infancy, our methodology represents an important contribution to the computational study of TikTok. In particular, our methodology is flexible and allows researchers who are interested in studying other subjects or phenomena on TikTok to curate it to their needs. However, the issues we encountered with TikTok’s limited search functionalities highlight how challenging unbiased sampling is with these constraints. It is urgent that future work focus on best practise methodologies for obtaining more representative samples of data from TikTok.

3 Dataset

We have released the dataset, including only the data required to re-create it (to allow users to delete content from TikTok and be removed from the dataset if they wish), at the following repository: <https://doi.org/10.5281/zenodo.7534952>. Contained in this repository are the unique identifiers in a CSV required to re-create the dataset, alongside scripts

that will automatically pull the full dataset. The full dataset will be created as a collection of JSON files, and there is a script available in the repository to assemble the most salient data into CSV files. Additional metadata can be found at the dataset repository.

In total the full dataset contains approximately 15.9 thousand videos and 10.8 million comments, from 6.3 million users. There are approximately 1.9 comments on average per user captured, and 1.5 videos per user who posted a video.

We plan to further expand this dataset as collection processes progress and the war continues. We will version the dataset to ensure reproducibility.

4 Experiments

Our objective for this dataset was to enable investigation into social dynamics on TikTok around an real-world event that the platform and its users had strong interaction with. To this end, we conducted three initial investigations on this dataset. Each investigation analyzes a different level of social interaction as it pertains to the Ukraine conflict.

At the macro-level of social interaction on the platform, we want to understand how the relative use of words and languages changed over time, especially Russian and Ukrainian. We then zoom in to the meso-level, from language in general to themes, looking at the extent to which politically significant semantic clusters were exposed by topic modelling. Finally, at the most granular level, we look at dyadic relationships in an interaction network to observe the nature of individuated user interactions on the platform.

4.1 Words and Languages

We first took a macro view of how language prominence evolved on the platform, looking at how the words used on the platform as a whole changed over time. Particularly, we wanted to measure the use of languages and words from the beginning of the invasion and onwards, to understand if there was simply one changepoint at the start of the invasion, or if

there were more complex, ongoing changes. The time series produced by this exposes the temporal share of language communities and the various attention cycles of the platform.

To do this we used simple keyword, hashtag, and language searches. Figure 1 features a range of measures showing the variation in data over the time-span of the invasion.

At this general level of social interaction, we see a number of behavioural changes over time. Notably, we see evidence of the mass adoption of the Ukrainian language instead of Russian over time by users who at some point use the Ukrainian language [1]. We also see a slow change from majority English text to Russian text over the course of the invasion, indicating sustained attention from Russian speakers but a decrease in attention from English speakers. It seems likely that the medium of video allows greater mutual interaction between different language populations, engendering sophisticated temporal language dynamics that may not be seen on a text based platform.

We also examined country and leader name mentions, finding that attention was held on Putin and Russia throughout the war with only minor fluctuations, indicating a surprisingly sustained attention cycle. Conversely, we see sustained attention on Ukraine but limited attention on Zelensky (here tracking the total usage of Zelensky, Zelenskyy and Zelenskiy, the three common spellings). Despite heavy attention on Zelensky in the news, attention was not held particularly highly on him on TikTok.

In general the data clearly shows that there were a number of large-scale language use changes in the run up to, at the time of, and after, the invasion, particularly of a political nature.

4.2 Topics

As many young people increasingly use TikTok as a primary news source, it is important to verify if the information they consume about major world events is aligned with credible news media coverage to impede the power of misinformation. Additionally, we wanted to investigate how TikTok users discussed the invasion of Ukraine over time as a preliminary step

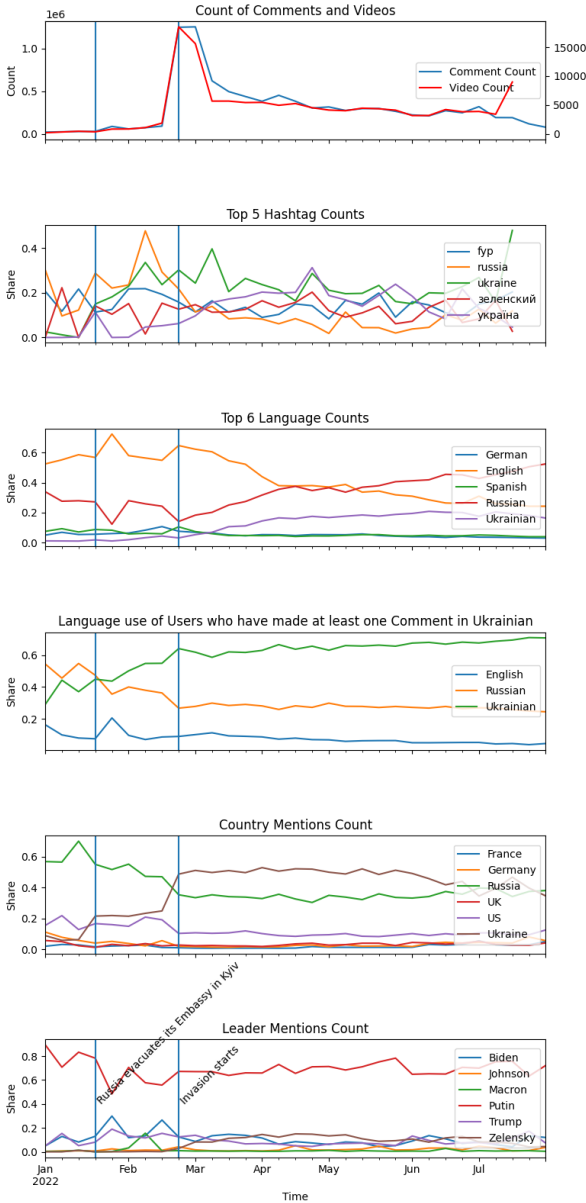


Figure 1: Variety of metrics showing the change in language and languages used over the course of the invasion. Note the uptick in comments at the end of the period, due to TikTok putting more recent comments in the top ranking comments.

to understanding how TikTok shapes a user’s world-view. We therefore zoomed into the meso-level to find semantic clusters on the platform and identify if they reflect perspectives of news media coverage of the invasion. For this experiment, we used topic modelling to examine video comments, as they represent the richest and most numerous source of data in our dataset. We used the BERTopic library [7] and found that using a RoBERTa model fine-tuned on a Twitter dataset [2] combined with HDBSCAN based hierarchical clustering provided the clearest breakdown of discourse on the platform.

A timeline of the frequency of a set of topics, hand-picked for diversity of temporal and categorical nature, can be found in Figure 2.

Here we can clearly see that there is a diverse range of content reflecting various political perspectives occurring on the platform. We might expect to only see content that is aligned with perspectives in the general public media discourse, but here we also see highly popular platform specific content, indicative of discourse unique to TikTok.

The frequency of topic use over time reflects a combination of temporal dynamics, from spiking at the time of invasion to increasing over the course of the war. We see discussion of world wars spiking well before the official start of the invasion, mention of a popular song in pro-Russia circles spiking just after the invasion, and discussion of rising oil prices spiking as prices reacted to events. However, other topics show steady use, including the popular pro-Russia chant “uraaa”, and references to “fake news”. We see that TikTok features a range of discussion centred on subjects both in the media and unique to the space, indicating complex temporal meso-level processes that are causing the shifts in major topics occurring on the platform.

4.3 Interactions

In previous analyses we confirmed that a diverse set of discourse patterns are occurring on the platform. Next, we wanted to gain an initial insight into the extent to which the content on the platform was occurring in a social manner. In other words, are there interactions between users like in a social network, or

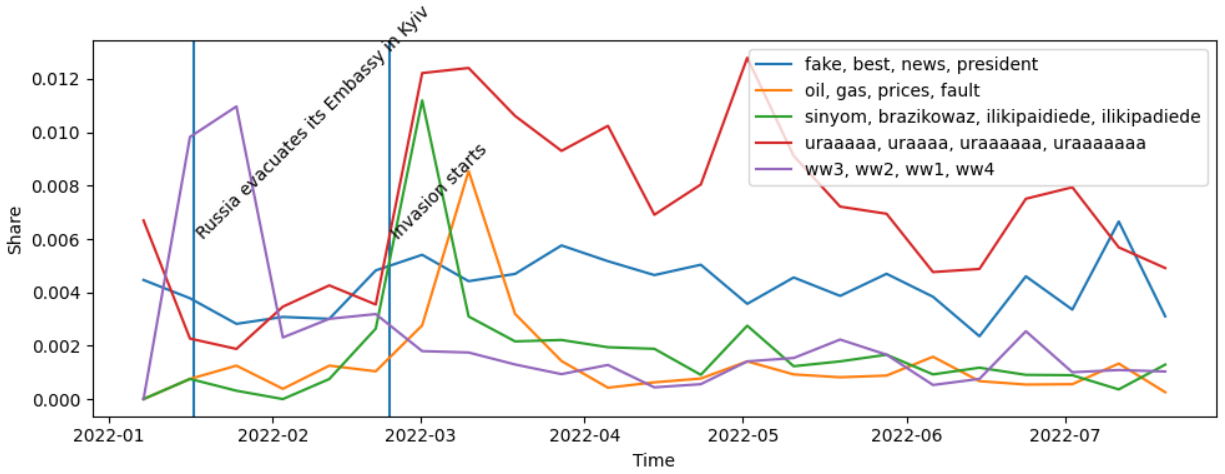


Figure 2: Frequency of a set of topics over the timeline of the invasion. The set of topics was selected for diversity of temporal and categorical nature. Topic names show the top 4 words in the topic as chosen by TF-IDF.

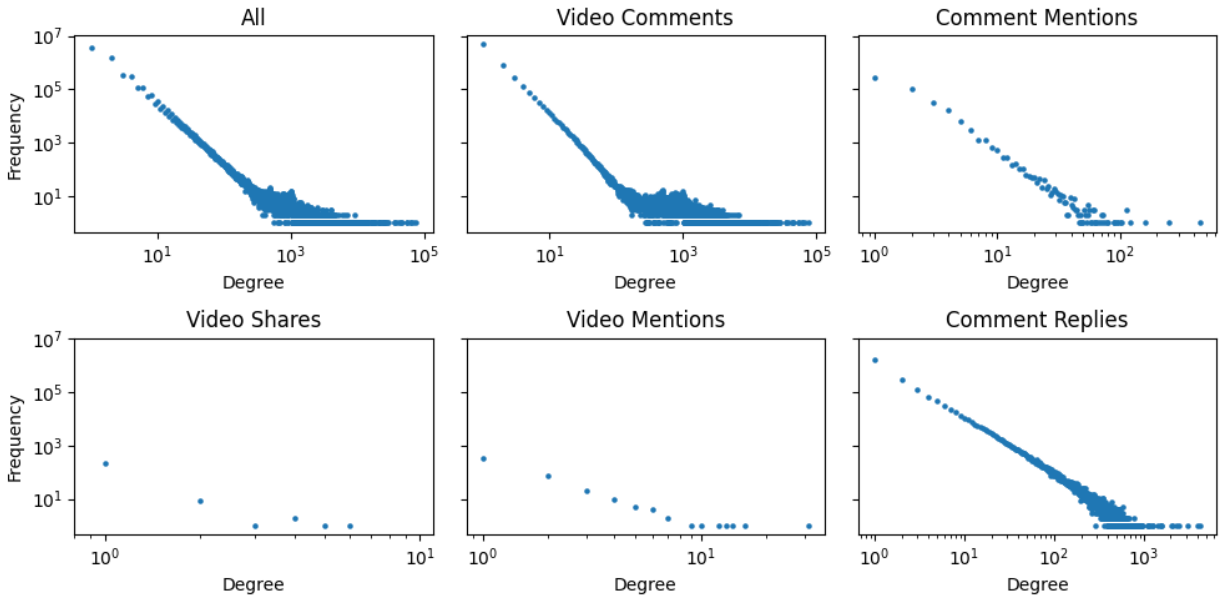


Figure 3: Degree distributions of the multi-graph interaction network. Note the majority of interactions are comments on videos, followed by comments replying to other comments. Video shares and video mentions are fairly infrequent in this dataset.

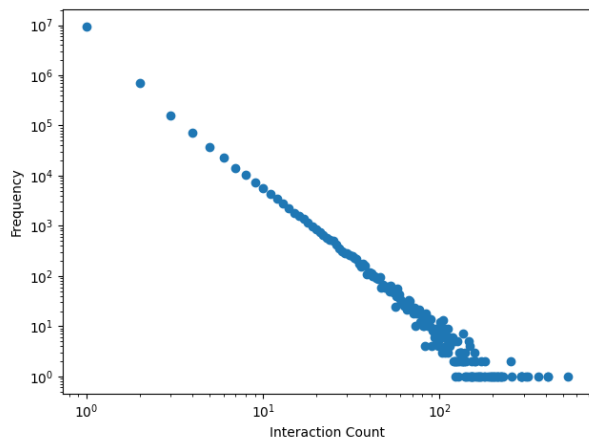


Figure 4: Distribution of interaction counts in dyadic user relationships. We see approximately 10 million dyadic user relationships with 1 interaction, and 1 relationship with more than 500 interactions.

does TikTok look more like an entertainment platform where everyone is watching different media and not interacting with each other? This has major implications for the role that TikTok plays as a mass-scale platform with potential influence on millions of people across the world, particularly in a geopolitical situation as complex and high-stakes as the invasion of Ukraine. Specifically, evidence of interactions between users would indicate that people are actively discussing the invasion of Ukraine and thus contributing to the global discourse about the Russian-Ukraine war, making TikTok an important site for modern political engagement. However, a lack of interaction could suggest that users are simply consuming content about the invasion, but not using TikTok to discuss or debate specific topics in a meaningful way on the platform.

To enable this analysis, we zoomed in to the micro-level of interaction patterns between users on the platform. We constructed a multi-graph user interaction network from the data through the content on the platform of videos and their associated comments. This network consists of users as nodes, where edges can be any kind of observed interaction between a user. The possible interactions are: sharing

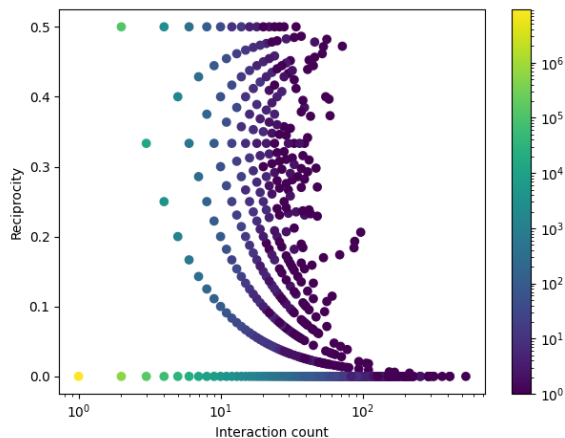


Figure 5: Reciprocity share in dyadic user relationships. A reciprocity of 0 indicates the interactions are entirely one sided, i.e. only one of the users is taking part in the interaction with the other not responding. A reciprocity of 0.5 indicates perfect reciprocity, i.e. the two users interact with each the same amount. Colour represents the number of instances with that particular combination of interaction count and reciprocity.

a video (duets, stitches etc.), commenting on a video, replying to a comment, mentioning another user in a comment, and mentioning another user in a video caption.

Figure 3 shows the degree distributions of the multi-graph, including for each type of interaction. We see that the degree distributions are heavy tailed, i.e. some users have a very large number of interactions with other users on the platform. Figure 4 shows the distribution of interaction counts for all user dyads in the network. Again this is heavy tailed, i.e. most users have only one interaction between them, but some have hundreds. Figure 5 shows the reciprocity of interactions in the network. Here we see that most interactions are one sided, i.e. one user always interacting with another in one direction, but there are some more even-sided interactions.

At the most granular level, we see that though most interactions are uni-directional and one-time events, seeming to indicate that in general TikTok is used

as an entertainment platform with minimal personal social interaction. However, there is a heavy-tail of reciprocal and frequent interactions in user dyads. The small number of high interaction count dyads could be evidence of localised and concentrated social activity in TikTok. It would be informative for further work on this to shed light on the kinds of users who engage in such interactions - are they content creators? well known users? or entirely random accounts? The profile of the interacting users would shed light on the nature and import of these interactions on TikTok.

5 Conclusion

An initial exploration of the dataset presented here indicates that there are myriad ongoing complex language dynamics on the TikTok platform related to the invasion of Ukraine. These language dynamics can be seen at macro, meso, and micro-levels of complexity, from coarse language changes to patterns in dyadic relationships, demonstrating that this dataset exposes TikTok’s particular social dynamics. It is clear that there are variety of behaviours occurring on, and perhaps driven by, the platform, and that these behaviours can be seen in this dataset. Further research on these processes could prove fruitful and significant.

We hope that, by releasing this dataset and library, researchers can work towards a more holistic understanding of the dynamics and behaviours occurring on TikTok, and resulting stronger comparative analyses between platforms produce a deeper comprehension of these social processes.

6 Ethical Statement

While this dataset could allow the exposure of the influence of TikTok on its user base and improve the transparency of the platform, it also represents an analysis of personal data that TikTok users may not have fully informed consent on. Though all data analyzed in this dataset is public facing, they may not have released that data with the knowledge of all

its final uses. This is why we have released the dataset in such a way that if users want to remove the content they have on TikTok, it will no longer be able to be accessed as part of this dataset.

7 Acknowledgments

We would like to thank Dinara Karimova for her help with translations and interpreting our results.

References

- [1] Ievgen Afanasiev. “The war has many Ukrainians who speak Russian abandoning the language”. In: *NPR* (Apr. 24, 2022). URL: <https://www.npr.org/2022/04/24/1094567906/the-war-has-many-ukrainians-who-speak-russian-abandoning-the-language> (visited on 04/24/2022).
- [2] Francesco Barbieri et al. “Tweeteval: Unified benchmark and comparative evaluation for tweet classification”. In: *arXiv preprint arXiv:2010.12421* (2020).
- [3] Kyle Chayka. “Watching the World’s First TikTok War”. In: *The New Yorker* (Mar. 3, 2022). URL: <https://www.newyorker.com/culture/infinite-scroll/watching-the-worlds-first-tiktok-war> (visited on 03/03/2022).
- [4] Sheila Dang and Elizabeth Culliford. “TikTok war: How Russia’s invasion of Ukraine played to social media’s youngest audience”. In: *Reuters* (Mar. 7, 2022). URL: <https://www.reuters.com/technology/tiktok-war-how-russias-invasion-ukraine-played-social-medias-youngest-audience-2022-03-01/> (visited on 03/07/2022).
- [5] Deen Freelon. “Computational research in the post-API age”. In: *Political Communication* 35.4 (2018), pp. 665–668.

- [6] Sheera Frenkel. “TikTok is Gripped by Violence and Misinformation of Ukraine War”. In: *New York Times* (Mar. 5, 2022). URL: <https://www.nytimes.com/2022/03/05/technology/tiktok-ukraine-misinformation.html> (visited on 03/05/2022).
- [7] Maarten Grootendorst. “BERTopic: Neural topic modeling with a class-based TF-IDF procedure”. In: *arXiv preprint arXiv:2203.05794* (2022).
- [8] Taylor Lorenz. “The White House is briefing TikTok stars about the war in Ukraine”. In: *The Washington Post* (Mar. 11, 2022). URL: <https://www.washingtonpost.com/technology/2022/03/11/tiktok-ukraine-white-house/> (visited on 03/11/2022).
- [9] Katherina Matsa Eva. “More Americans are getting news on TikTok, bucking the trend on other social media sites.” In: *Pew Research Centre* (Oct. 21, 2022). URL: <https://www.pewresearch.org/fact-tank/2022/10/21/more-americans-are-getting-news-on-tiktok-bucking-the-trend-on-other-social-media-sites/> (visited on 10/21/2022).
- [10] Will Oremus. “TikTok created an alternate universe just for Russia”. In: *The Washington Post* (Apr. 13, 2022). URL: <https://www.washingtonpost.com/technology/2022/04/13/tiktok-russia-censorship-propaganda-tracking-exposed/> (visited on 04/13/2022).
- [11] Kari Paul. “TikTok was ‘just a dancing app.’ Then the Ukraine war started”. In: *The Guardian* (Mar. 20, 2022). URL: <https://www.theguardian.com/technology/2022/mar/19/tiktok-ukraine-russia-war-disinformation> (visited on 03/20/2022).
- [12] Chris Stokel-Walker. “TikTok Wants Longer Videos - Whether You Like It Or Not”. In: *Wired* (Feb. 21, 2022). URL: <https://www.wired.com/story/tiktok-wants-longer-videos-like-not/> (visited on 02/21/2022).
- [13] Kaitlyn Tiffany. “The Myth of the First TikTok War”. In: *The Atlantic* (Mar. 10, 2022). URL: <https://www.theatlantic.com/technology/archive/2022/03/tiktok-war-ukraine-russia/627017/> (visited on 03/10/2022).