

Temporal Motifs for Financial Networks: A Study on Mercari, JPMC, and Venmo Platforms

Penghang Liu¹, Rupam Acharyya^{2*}, Robert E. Tillman^{3†}, Shunya Kimura⁴, Naoki Masuda^{5, 6},
Ahmet Erdem Sariyüce¹

¹ Department of Computer Science and Engineering, University at Buffalo

² Amazon Web Services

³ Optum Labs

⁴ Mercari, Inc.

⁵ Department of Mathematics, University at Buffalo

⁶ Computational and Data-Enabled Science and Engineering Program, University at Buffalo
penghang@buffalo.edu, rupamacharyya@gmail.com, robert.e.tillman@gmail.com, kimuras@mercari.com,
naokimas@buffalo.edu, erdem@buffalo.edu

Abstract

Understanding the dynamics of financial transactions among people is critically important for various applications such as fraud detection. One important aspect of financial transaction networks is temporality. The order and repetition of transactions can offer new insights when considered within the graph structure. Temporal motifs, defined as a set of nodes that interact with each other in a short time period, are a promising tool in this context. In this work, we study three unique temporal financial networks: transactions in Mercari, an online marketplace, payments in a synthetic network generated by J.P. Morgan Chase, and payments and friendships among Venmo users. We consider the fraud detection problem on the Mercari and J.P. Morgan Chase networks, for which the ground truth is available. We show that temporal motifs offer superior performance than a previous method that considers simple graph features. For the Venmo network, we investigate the interplay between financial and social relations on three tasks: friendship prediction, vendor identification, and analysis of temporal cycles. For friendship prediction, temporal motifs yield better results than general heuristics, such as Jaccard and Adamic-Adar measures. We are also able to identify vendors with high accuracy and observe interesting patterns in rare motifs, like temporal cycles. We believe that the analysis, datasets, and lessons from this work will be beneficial for future research on financial transaction networks.

Introduction

Financial relationships become increasingly important in today's society. The quick development of online payment services, such as Apple Pay, PayPal, Stripe, and Venmo, has revolutionized people's daily financial activities. Online payment services become the most used payment method and generate a tremendous amount of transactions every day

*This work was done when the author was with University at Buffalo

†This work was done when the author was with J.P. Morgan AI Research

Copyright © 2022, Association for the Advancement of Artificial Intelligence (www.aaai.org). All rights reserved.

(Sidel and Wakabayashi 2015; Sidel and Demos 2016). Critical applications, such as fraud detection, anti-money laundering, and link prediction, require a thorough understanding of the dynamics in financial transaction networks in various media.

One key characteristic of financial transactions is temporality. The order of transactions, time difference in between, and the way those appear within the graph structure can offer crucial insights. Temporal motifs, defined as a set of nodes which interact with each other in a short time period, are shown to be a powerful tool in this context (Liu, Guarrasi, and Sariyuce 2023; Liu et al. 2022; Kovanen et al. 2011; Song et al. 2014; Hulovatyy, Chen, and Milenković 2015; Paranjape, Benson, and Leskovec 2017). Temporal motifs are used to analyze temporal networks in various domains such as communication networks (Zhao et al. 2010), cattle trade movements (Bajardi et al. 2011), human contact networks (Zhang et al. 2015), and others (Jin, McCallen, and Almaas 2007; Chechik et al. 2008; Liu et al. 2022; Faisal and Milenković 2014; Jurgens and Lu 2012; Kovanen et al. 2013; Li et al. 2014; Xuan et al. 2015; Li et al. 2018).

In this work, we study fraud detection, link prediction, and node classification problems by using temporal motifs on three novel temporal financial networks:

- **Transactions in Mercari, an online marketplace.** We build the consumer-to-consumer online marketplace network of Mercari, which is one of the largest e-commerce platforms in Japan. We obtain the network through personal correspondence. An event (u, v, t) denotes that user u sells an item to user v at time t . It is illegal to sell certain items, such as weapons, medicine, and used underwear, and the sellers of those items are marked as fraudulent users.
- **Payments in a synthetic network generated by J.P. Morgan Chase (JPMC).** We consider a synthetic payment network generated by JPMC (Assefa et al. 2020), obtained via personal correspondence. The network preserves many unique features observed in the real transactions and has been used for JPMC internal research. Im-

portantly, each transaction contains a monetary amount information and marked as a licit or fraud. A user is a fraudster if he receives at least one fraud payment.

- **Payments and friendships among Venmo users.** We identify 600 most active users in a public dataset of seven million Venmo transactions (Salmon 2021) and collect the transaction history of these users using the Venmo API. We also collect the friendship relations among all the users. Each transaction comes with the IDs of sender and receiver, the timestamp, and a payment note.

We first consider the fraud detection problem on Mercari and JPMC networks where the ground truth is available. To distinguish fraudulent users, we extract the one-hop egocentric network of each user and investigate the temporal motifs in these local networks. We create a feature vector for each user based on the number of temporal motifs containing the ego user and those do not. We use four different classifiers on these features, logistic regression, support vector machine, random forest, and XGBoost, and compare them against a robust baseline that utilizes simple graph features, such as degree and number of events (Kodate et al. 2020). We show that temporal motif based features consistently outperforms the baseline, reaching up to 0.93 and 0.81 F1 scores on Mercari and JPMC networks, respectively. We also investigate the use of monetary amounts on JPMC network to further improve the performance. Next, we analyze the Venmo network by using the temporal motifs. Importantly, we investigate the interplay between financial and social relations among the Venmo users on three tasks: friendship prediction, vendor identification, and analysis of temporal cycles. For friendship prediction, we count the temporal motifs per node pair and train a logistic regression classifier. We obtain better results than the general heuristics, such as Jaccard and Adamic-Adar measures. In vendor identification, we leverage the temporal motif counts to identify vendor users. To obtain ground-truth information, we manually label Venmo users as vendors or not by searching their usernames and profile descriptions online—we release the data and labels. Lastly, we analyze temporal cycles, $A \rightarrow B \rightarrow C \rightarrow A$, the rarest motif type and find some interesting patterns in the payment notes, such as people playing poker and exchange funds. We believe that the analysis, datasets, and lessons from this work will be beneficial for future research on financial transaction networks.

Our contributions can be summarized as follows:

- We study three novel financial transaction networks, Mercari, JPMC, and Venmo, which are a diverse set of media for financial activities.
- We utilize temporal motifs for fraud detection on Mercari and JPMC networks where the fraud activity is defined differently.
- We investigate the interplay between financial and social relationships on Venmo network by using temporal motifs. We use our findings for friendship prediction, vendor identification, and analysis of temporal cycles.
- We release financial transactions, friendships, and vendor labels for Venmo network, and also share the

codes at https://anonymous.4open.science/r/Financial_motif-7E8F/.

Broader perspective, ethics and competing interests

We conduct experiments on three datasets: Mercari, JPMC, and Venmo. These data are acquired from real-world financial systems and may reveal the financial activities of users. To address this potential risk, all user identities of the Mercari and JPMC data has been encrypted by the corresponding owner companies prior to our use. We are not able to share the Mercari and JPMC datasets but we release Venmo network. Although Venmo transaction information is publicly available to anyone by the default user setting, we anonymized the users' names and IDs to prevent potential leakages of user information.

Related Work

We first briefly summarize the previous work on financial networks and fraud detection. Then we outline the related work on temporal network motifs.

Financial Networks and Fraud Detection

The advance of machine learning and data mining techniques brings numerous computational and statistical methods for detecting financial frauds. When fraudulent and non-fraudulent samples are available, a common approach is to train a classifier based on transaction attributes such as transaction amount, user segmentation, destination, text messages (Bolton and Hand 2002; Yue et al. 2007; Ngai et al. 2011; West and Bhattacharya 2016; Abdallah, Maarof, and Zainal 2016; Sadgali, Sael, and Benabbou 2019). Such approaches suffer from the drawback that many of these features can be easily faked by knowledgeable fraudsters.

Network-based fraud detection algorithms are developed to address this issue. Wang and Chiu (2008) used k-core and center weights algorithms as social network indicators to measure the risks of collusion associated with an account. Savage et al. (2017) introduced an anomaly detection algorithm to identify money laundering activities by extracting community structures and analyzing group behavior. Van Vlasselaer et al. (2017) exploited and integrated network-based and intrinsic features for fraud detection, which includes the degrees, triangles, and the similarity of the neighborhoods. Li et al. (2020) proposed a metric to measure the high volume of money flows and spot money laundering behavior. Kodate et al. (2020) measured the local network characteristics, such as the local degree and clustering coefficient, and used random forest classifiers to detect problematic transactions in online e-commerce networks. Note that most of the existing studies do not consider the timestamp and chronological order of the events, which may be crucial in detecting the fraudulent activities.

Another approach to tackle fraud detection is learning graph embeddings. Liu et al. (2018) developed a graph neural network (GNN) approach to learn discriminative embeddings from heterogeneous account-device graphs and

detect malicious account. Yu et al. (2018) combined random walks with auto-encoders to detect structural anomalies for dynamic graphs. Wang et al. (2019) proposed a semi-supervised attentive graph neural network to utilize the multi-view labeled and unlabeled data for fraud detection. One downside of the graph embeddings approaches is that GNN models are computationally expensive and difficult to scale up for large temporal graphs. In addition, they often lack explainability and cannot justify the details of fraud patterns.

Besides fraud detection, network analysis is an effective approach to studying many other problems in large-scale financial systems. For example, Zhang et al. studied the social interactions in the Venmo digital payment system (Zhang et al. 2017). They explored global characteristics of the Venmo transaction graphs and extracted user-to-user and user-to-vendor transaction communities which show dramatically different structural properties. They also did exploratory analysis of the friend transaction graph and stranger transaction graph, and compared graph statistics such as the degree, assortativity, clustering coefficient, and average reciprocity. Our work aims to predict the friendship relations between users based on only transaction information, without distinguishing if the transactions are between friends or not. Zhang et al. also assumed that transactions between strangers are part of the customer-vendor network. They simply suspected that users who mostly make transactions with strangers are vendors, without explicitly verifying if they are vendors or not. Our work identifies more complex vendor patterns using temporal motifs and provides a numeric indicator of potential vendors. In addition, Zhang et al. did not consider the temporal characteristics of Venmo transaction.

Temporal Network Motifs

Motif has been a versatile tool for several application domains that are engaged with the temporal networks. Building on the notion of static motifs (Milo et al. 2002; Pržulj 2007), there have been several studies in which the authors considered snapshot-based adaptations to incorporate the temporality. For example, Jin, McCallen, and Almaas (2007) devised trend motifs based on the weight changes on the nodes over a specified period of time, and investigated the financial and protein networks with dynamic node weights. Chechik et al. (2008) analyzed a yeast metabolic network by activity motifs, which are defined as partially (or totally) ordered combinations of chains, forks, and joins to understand the interactions among gene activations and repressions. Zhao et al. (2010) proposed communication motifs to study synchronous and asynchronous human communication networks, such as call detail records (CDR) and Facebook wall post interactions, and revealed the information propagation. Bajardi et al. (2011) considered chain motifs ordered in time to model cause-effect relations of the cattle trade movements among farms in Italy. Zhang et al. (2015) introduced an extensive motif-driven analysis for online and offline human interactions including phone messages, face-to-face interactions (by RFID), and sexual contacts. More recently, Kosyfaki et al. (2019) proposed flow motifs to an-

alyze the dynamics of evolution in edge-weighted temporal networks, such as bitcoin transactions, passenger flows, and Facebook interactions.

Kovanen et al. (2011) introduced the first non-snapshot-based temporal motif model using the notion of temporal adjacency to relate the events in a motif. Song et al. (2014) proposed the event pattern matching problem and introduced another model for streaming workloads where the motifs are found on-the-fly and the events in a motif can be partially ordered. Hulovatyy, Chen, and Milenković (2015) proposed another temporal motif model based on the notion of graphlets. They considered new relaxations and restrictions to improve Kovanen et al.’s model and also discussed the events with durations. Paranjape, Benson, and Leskovec (2017) introduced a practical model with a specified time window to bound all events in a motif. Liu, Guarrasi, and Sariyuce (2023) introduced a unification of the temporal motif models by considering both temporal adjacency and the time window constraints. They also investigated the temporal correlation between consecutive event pairs in the motifs.

Background

We explore temporal networks that we represent as $G = (V, E)$, where V is the set of nodes, and E is the set of time-stamped events. Each event $e_i \in E$ is a 3-tuple (u_i, v_i, t_i) , which represents a directed relation from the source node u_i to the target node v_i that occurs at time t_i . The set E is a time-ordered list of $|E|$ events such that $t_1 \leq t_2 \leq t_3 \leq \dots \leq t_{|E|}$. The set of neighbors of a node u in $G = (V, E)$ is defined to be $\Gamma(u) = \{v \mid (u, v, t_i) \in E \text{ or } (v, u, t_j) \in E\}$ for some t_i and t_j , i.e., we consider all the incoming and outgoing neighbors. The one-hop egocentric network of a node u is defined as $G_u = (V_u, E_u)$ where $V_u = \{u\} \cup \Gamma(u)$ and E_u is the set of edges (w, x) such that $w, x \in V_u$.

A temporal network can be projected to a static network by discarding the timestamps of the events. Formally, $\bar{G} = (V, \bar{E})$ is a (directed) static projection of $G = (V, E)$ iff $(u, v) \in \bar{E}$, then $(u, v, t) \in E$ for some t . Here we distinguish edges and events, where the edge $\bar{e} = (u, v)$ is the static projection of an event $e = (u, v, t)$. There can be possibly multiple events occurring on the same edge at different times.

Temporal Motifs Given a temporal network $G = (V, E)$ and an inter-event time threshold Δ_C , we define a k -node l -event temporal motif ($k \geq 2$ and $l \geq 2$), $M = (V', E')$, as a temporal subgraph in G such that

- $|V'| = k$, $|E'| = l$, $V' \subseteq V$, and $E' \subseteq E$.
- $E' = \{(u'_1, v'_1, t'_1), \dots, (u'_l, v'_l, t'_l)\}$ for $t'_1 \leq t'_2 \leq \dots \leq t'_l$
- For any pair of consecutive events (u'_i, v'_i, t'_i) and $(u'_{i+1}, v'_{i+1}, t'_{i+1}) \in E'$ such that $\{u'_i, v'_i\} \cap \{u'_{i+1}, v'_{i+1}\} \neq \emptyset$, it holds true that $t'_{i+1} - t'_i \leq \Delta_C$.
- For any pair of events $(u', v', t') \in E'$ and $(u'', v'', t'') \in E'$, $t' \neq t''$.

Using a larger Δ_C threshold allows to discover more temporal motifs. However, a large Δ_C has less power to control

Network	Nodes	Edges	Events	Fraudsters	Time span	δ	γ	Δ_C
Mercari	741,879	876,413	1,000,000	22.76%	3/22/18-3/30/20	0.05s	72.6%	1hr
JPMC	18,361	17,442	58,263	9.05%	2/2/21-10/2/22	900.51s	8.0%	3hr

Table 1: Properties of the Mercari and JPMC networks.

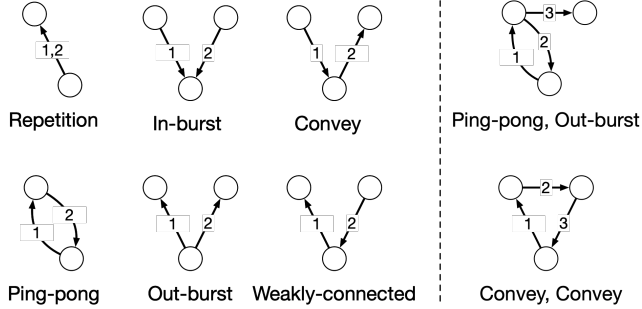


Figure 1: [Left] All 2-event motifs, which are six types of consecutive event pairs. [Right] Two examples of 3-event motifs denoted by the sequence of event pairs.

the relevance between consecutive events in the motif, especially for temporal networks with short timespans or inter-event times. In addition, increasing the Δ_C value will also exponentially increase the computation cost. To address this trade-off, we choose Δ_C based on two characteristics of the temporal networks: the mean inter-event time and the connectivity rate of the consecutive events. For a temporal networks with $|E|$ events, the mean inter-event time (δ) is the average arrival time of consecutive events:

$$\delta = \frac{1}{|E| - 1} \sum_{i=1}^{|E|} (t_{i+1} - t_i)$$

Note that Δ_C cannot be determined just based on δ as two consecutive events in a temporal network may lie in two different edges with no common node. We define the connectivity rate of a temporal network (γ) as the ratio of the number of consecutive events pairs (u_i, v_i, t_i) and $(u_{i+1}, v_{i+1}, t_{i+1})$, such that $\{u_i, v_i\} \cap \{u_{i+1}, v_{i+1}\} \neq \emptyset$, to the total number of consecutive event pairs in the temporal network (i.e., $N - 1$). We set $\Delta_C = \delta / \gamma$ so that $\frac{\Delta_C}{\delta} \times \gamma = 1$. In other words, within the time interval of Δ_C , we are expected to find a pair of events that are consecutive and share a node. For convenience, we round the calculated Δ_C value up to an hour in our experiments.

The 2-event motif is the simplest temporal motif according to our definition, which is a pair of consecutive and connected events. Figure 1 shows all types of 2-event motifs, named as repetitions, ping-pong, in-burst, out-burst, convey, or weakly-connected event pairs in (Liu et al. 2022). A motif with l events can be described as a sequence of $l - 1$ event pairs. Figure 1 gives an example of a 3-node 3-event motif which can be represented as a sequence of ping-pong (first and second events) and out-burst (second and third events), and a temporal cycle which is a sequence of two convey motifs.

Fraud Detection

In this section, we consider two datasets in which the fraud activity is defined differently: (1) financial transactions from

an online marketplace, Mercari, where the fraudsters are the sellers of illegal items, and (2) a synthetic financial transaction network used by J.P. Morgan Chase where the fraudsters are defined as the beneficiaries of the fraudulent transactions. For both datasets, we utilize temporal motifs to detect fraudulent users. We extract temporal motif features from the egocentric networks and compare them against a baseline model that only considers simple graph features (Kodate et al. 2020).

Online Marketplace Transactions

Data We build the consumer-to-consumer online marketplace network of Mercari, which is one of the largest e-commerce platforms in Japan¹. Each user is represented as a node in the network and an event (u, v, t) denotes that user u sells an item to user v at time t . Table 1 shows the statistics of the Mercari network. The original data contains 84,285,577 trading transactions among 2,248,209 users from 3/31/2018 to 3/30/2020. In this study we select one million most recent transactions which cover the trading activities among 741,879 users in 8 days. There are 61,718 connected components in this sample, and the largest (weakly) connected component contains 80.0% of the nodes in the network. It is illegal to sell certain items in the Mercari marketplace such as weapons, medicine, and used underwear. The sellers of the prohibited items are considered as fraudulent users. Our goal is to identify the fraudulent users based on their trading interactions with their neighbors. We do not have access to any other information about user features or item properties, such as monetary amount or whether an item is illegal or not.

Temporal motif features We utilize the temporal motif features to distinguish whether a user is fraudulent or not in the online marketplace. For each user u , we first construct its egocentric network $G_u = (V_u, E_u)$, where V_u contains u and its one-hop neighbors, and E_u includes all the events among nodes in V_u . Then we create the temporal motif features from G_u . In particular, we create a feature vector from d types of temporal motifs

$$X_u = [x_1, x_2, x_3, \dots, x_d]$$

such that

$$x_i = \frac{|M_u^i|}{|M_u^i| + |M_{-u}^i|}. \quad (1)$$

In Equation (1), $|M_u^i|$ is the number of type M^i motifs in G_u that contain node u , and $|M_{-u}^i|$ is the number of type M^i motifs in G_u that do not contain the node u . We create the feature vectors for the Mercari users based on all the 42 types of 2-event and 3-event motifs, hence $d = 42$. Equation (1) allows us to identify users who show significantly different trading patterns (M_u^i) than their neighbors (M_{-u}^i). Another benefit of Equation (1) is that it naturally

¹Mercari, Inc. approved the use of the data for this study.

Features	Classifier	Mercari				JPMC			
		Precision	Recall	AUC-ROC	F1 Score	Precision	Recall	AUC-ROC	F1 Score
Temporal motif	LR	0.999	0.872	0.936	0.931	1.0	0.693	0.847	0.819
	SVM	1.000	0.872	0.936	0.932	1.0	0.692	0.846	0.818
	RF	1.000	0.872	0.936	0.932	1.0	0.693	0.847	0.819
	XGBoost	0.999	0.872	0.936	0.931	1.0	0.693	0.847	0.819
Simple graph	LR	0.833	0.706	0.825	0.764	0	0	0.5	0
	SVM	0.778	0.845	0.875	0.810	0	0	0.5	0
	RF	0.778	0.845	0.875	0.810	0.640	0.133	0.563	0.220
	XGBoost	0.777	0.851	0.878	0.813	0.657	0.131	0.562	0.218
All	LR	0.949	0.813	0.897	0.876	1.0	0.693	0.847	0.819
	SVM	0.958	0.737	0.861	0.833	1.0	0.668	0.834	0.801
	RF	0.949	0.905	0.942	0.927	1.0	0.693	0.847	0.819
	XGBoost	0.952	0.908	0.944	0.929	1.0	0.693	0.847	0.819

Table 2: Results of fraud detection using only temporal motif features, only simple graph features, and both temporal motif and simple graph features.

standardizes the count of different types of motifs in a range between 0 and 1, preventing the commonly observed motif patterns from being over-amplified. The mean inter-event time of Mercari network is 630.8 seconds and the connectivity rate of consecutive events is 0.085% (see Table 1), hence we set $\Delta_C = 206$ hours.

Simple graph features In a related study (Kodate et al. 2020), the authors trained fraud detection classifiers by using simple graph features. They considered the following features for each node:

- The degree of u in the static projection: $k_u = |\Gamma(u)|$,
- The number of events containing u : s_u ,
- The average number of events per edge: s_u/k_u ,
- The number of edges from u in the static projection, divided by the total number of edges connected to u in the static projection: k_u^{out}/k_u ,
- The number of events from u divided by the total number of events containing u : s_u^{out}/s_u ,
- The local clustering coefficient of u in the static projection, which is equal to the number of edges between the nodes in $\Gamma(u)$, divided by $k_u(k_u - 1)$,
- The cycle probability CYP_u , which is the number of 3-node cycles containing u divided by the number of triangles containing u in the static projections.

We compute the simple graph features listed above for each node u in the graph and train classification models to predict whether u is a fraudulent seller or not. Note that both the temporal motif features and simple graph features use ego-centric graph properties for each node.

Results We use four different classifiers to detect fraudulent sellers: logistic regression, support vector machine, random forest, and XGBoost. We use 75% of the data for training and the remaining 25% for testing. We compare the performance of classifiers trained on (1) simple graph features, (2) temporal motif features, and (3) both simple graph and temporal motif features. For each configuration, we repeat the experiments 100 times and show the average precision, recall, AUC score, and F1 score in Table 2.

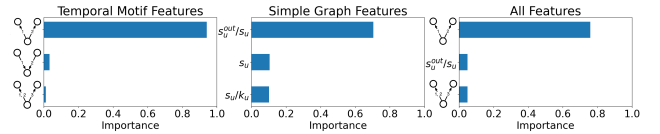


Figure 2: Importance of features in the online marketplace transactions in Mercari network. Each bar shows the importance of the feature determined by random forests classifiers. For each feature set, shown in each panel, we only show the top three features.

The classifiers trained with temporal motif features outperform the ones trained with simple graph features. On average, using the temporal motifs features improves the classifier’s precision by 0.2 and yields 0.936 AUC and 0.931 F1 scores. We also train classifiers on both temporal motif and simple graph features. There is a small decrease of the precision and F1 score when compared with the temporal motif features. We believe that this is due to the curse of dimensionality; the classification models overfit on the training data after adding the simple graph features, and fail to achieve better performance on the testing data. Another observation is that all the classifiers yield similar performance (less than 0.05 difference). The likely reason is that the classification problem is too simple for all models, i.e., the relation between features and labels are simple to learn. As explained below, one or two features are often significantly more useful than the other and the relation between features and fraudsters is likely to be linear (i.e., more/less count of a feature implies a fraudster). As a result, using more complex models such as XGBoost does not help, and all four models are able to learn the same decision boundary.

Figure 2 shows the three most important features considered by the random forest classifier trained with temporal motif features, simple graph features, and all features together. The number of out-going events divided by the total number of events s_u^{out}/s_u is the most important simple graph feature, while out-burst motifs are the most important temporal motif feature. The out-burst motifs still contribute most to the model’s classification power when considering all features together. In fact, on average, each non-fraudulent user participated in 0.233 out-burst motifs whereas each fraudster participated in 1.256 out-burst motifs. This result suggests that the fraudulent merchants tend to sell their ille-

gal products to multiple customers in a short time period.

Synthetic Payment Transactions

Data We consider a synthetic payment network generated by J. P. Morgan Chase (JPMC)² using the characteristics of the real payment data (Assefa et al. 2020). This is a high-fidelity synthetic data which preserves many unique features observed in the real transaction system. The data includes 58,263 transactions among the 18,361 users from 2021 to 2022 (see Table 1). In addition to the transaction time and the anonymized IDs of the sender and receiver, each transaction also includes the monetary amount, the type of the payment method, and the users’ countries. Payment fraud occurs when a fraudster deceives others to receive fraud payment to the fraudster’s account. We mark a user as fraudster if he receives at least one fraud payment. Among 18,361 users in the JPMC data, 1,663 are labeled as fraudsters. Similar to our approach for the Mercari data, we extract the temporal motif features and simple graph features from the one-hop egocentric network of each user and train logistic regression, support vector machine, random forest, and XGBoost classifiers to predict if the user is a fraudster or not. The mean inter-event time of JPMC network is 900.51 seconds, and the connectivity rate of consecutive events is 8.0% (see Table 1). Hence, we set $\Delta_C = 900.51/0.08 \approx 3$ hours when counting the 2-event and 3-event temporal motifs.

Results We observe that using temporal motif features significantly improves the fraud detection performance of all models. Table 2 shows the average precision, recall, AUC score, and F1 score for classifiers using temporal motif features, only simple graph features, and using all features together. The logistic regression and support vector machine fail to predict any fraudsters from the simple graph features, resulting in zero precision and recall. The random forest and XGBoost are ensemble models that use bagging and boosting mechanisms to improve the performance of multiple weak learners. Therefore, they perform better than the logistic regression and support vector machine classifiers, giving 0.6 precision and 0.13 recall, 0.56 AUC score, and 0.22 F1 score. On the other hand, all four classifiers trained with temporal motif features show good performance in predicting the fraudster, with 1.0 precision, 0.69 recall, 0.85 AUC score, and 0.82 F1 score. In practice, one important aspect of fraud prevention systems is reducing the false positive alerts, which cause unnecessary investigations and inconvenience to the clients. Temporal motif features address this issue by improving the fraud detection precision from 0.66 to 1.0. Adding the simple graph features in addition to temporal motif features does not improve the performance. The simple graph features fail to provide any information for predicting fraudsters. Figure 3 shows the three most important features considered by the random forest classifier trained on temporal motif features, simple graph features, and all features together. The out-burst motif is the most important temporal motif feature to support the decision of the fraud detection models. All simple graph features appear to

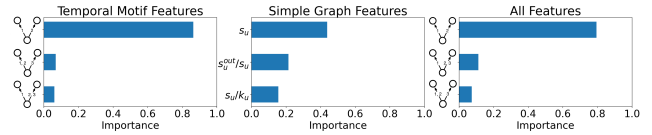
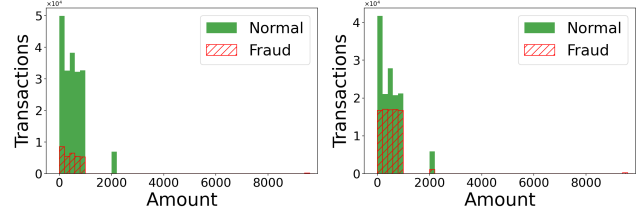


Figure 3: Importance of the features in the synthetic payment transactions in JPMC network. Each bar shows the importance of the feature determined by random forests classifiers. For each feature set, shown in each panel, we only show the top three features.



(a) Transactions from users. (b) Transactions to users.

Figure 4: The distribution of transaction amounts.

have similar influences, while the number of events for each node s_u and the ratio of out transactions s_u^{out}/s_u are more important than the other features. Among all temporal motif features and simple graph features, the out-burst motifs contribute most to predicting the fraudsters in the payment networks.

Monetary amounts in transactions As the JPMC data includes the monetary amounts of the transactions, we investigate the possibility of utilizing such information for fraud detection. We first check the monetary values in the transactions from normal/fraud users and to normal/fraud users. Figure 4 shows the histograms. We observe similar amounts between transactions from and to normal users. There are also several transactions with large amount ($> \$9000$) that are sent to the fraudsters.

As the transaction amounts do not imply fraud activity on their own, we hypothesize that the temporal motifs that include fraudsters are more likely to have a different deviation in monetary amounts than the motifs that do not include fraudsters. We use the coefficient of variation (CV), i.e., the standard deviation divided by mean, to measure the difference between the amounts of transactions in the motifs. Each type of motif M^i is further categorized into three motifs based on its CV value: M_s^i if $CV \in [0, 0.5)$, M_m^i if $CV \in [0.5, 1)$, and M_l^i by $CV \in [1, \infty)$. We use Equation (1) to create features for each M^i , thus defining 3d motifs, and then train the classification models on the set of 3d-dimensional feature vectors to identify fraudsters.

Models	Precision	Recall	AUC-ROC	F1 Score
LR	1.0	0.690	0.845	0.817
SVM	0.907	0.693	0.843	0.786
RF	1.0	0.693	0.847	0.819
XGBoost	1.0	0.693	0.847	0.819

Table 3: Results of the JPMC Fraud detection trained with the monetary amount of transactions.

²J.P. Morgan grants us the non-transferable limited license to use the data solely for this project.

Network	Nodes	Edges	Events	Time span	δ	γ	Δ_C
Venmo Transactions	19,141	18,559	131,206	5/21/15-2/9/21	1721.61s	17.8%	24hr
Venmo Friendships	19,141	62,965	N/A	N/A	N/A	N/A	N/A

Table 4: Properties of the Venmo transaction and friendship networks.

Table 3 shows the results of the fraud detection trained on temporal motifs distinguished by the CV of transaction amounts. Compared to the results in Table 2, we do not observe any significant improvements in precision, recall, AUC, and F1 scores. We also show the CV distribution of motifs restricted to normal users and that restricted to fraudsters in Figure 5, and do not observe any notable difference.

In summary, using temporal motif features enhances the fraud detection performance in both Mercari and JPMC networks.

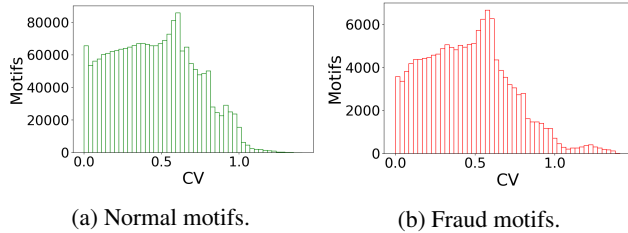


Figure 5: The coefficient of variation (CV) of the transaction amounts in the normal and fraud temporal motifs in JPMC synthetic payment network.

Interplay Between Transaction and Friendship Networks

Social relationships and financial activities are often correlated. The friendship relations between two individuals may influence their transactions or vice versa. Financial institutions already used multiple networks of different natures among account owners, such as public social networks, to better understand the dynamics between account owners and enrich their fraud detection capabilities (Berriman 2022). In this section, we examine Venmo to investigate the interplay between transaction and friendship by using temporal motifs. We construct the transaction and friendship networks of Venmo by using Venmo’s public API. We utilize temporal motif features to study two problems: (1) predicting the friendship relation between two users based on their transaction history, and (2) identifying vendor users with transaction and friendship information. We also check the rarely observed temporal motifs and analyze the payments notes associated with them to understand their formation process.

Data

Venmo has become one of the largest digital payment platform in the last few years, creating more than a billion USD of transactions per month. In Venmo, users can add each other as friends and also share their interactions with the public. The default privacy setting is set to share the transaction information with all users. Venmo provides a rate-limited API to query the publicly available transactions and

friendship relations of users.

In this study, we identify 600 most active users in a public dataset of seven million Venmo transactions (Salmon 2021). To ensure that our data is complete and up-to-date, we collect the transaction history of these users using the Venmo API, resulting in 131,206 transactions among 19,141 users between 5/21/2015 and 2/9/2021. Each transaction comes with the IDs of sender and receiver, the timestamp, and the required payment message (monetary amount is not available). Table 4 shows the statistics of the Venmo transaction and friendship networks. Regarding the friendships, the API only tells if two users are friends or not by the time queried. Therefore, we consider the friendships as undirected static relations. The static projection of the Venmo transaction network consists of 227 connected components, where the largest connected component contains 81.6% of all the nodes. The Venmo friendship network is less densely connected than the transaction network; it contains 1,271 connected components, and the largest component contains 24.8% of the nodes.

Supervised Friendship Discovery

We employ temporal motifs to predict whether two Venmo users are friends or not based on the transactions they are involved in. For a given pair of nodes, u and v , we identify the number of 2-event and 3-event motifs containing both u and v . We only consider the node pairs that have either a transaction or a friendship relation, hence exclude user pairs that are not related at all. In total, we consider 52021 node pairs, 86% of which are friends. The mean inter-event time of the Venmo transaction network is 1721.6 seconds, and the connectivity rate of consecutive events is 17.8%. Given that the data covers transactions within five years, we select a timing threshold slightly larger than δ/γ and set $\Delta_C = 1$ day.

Temporal motif distributions We first examine if the motif counts between friend and non-friend node pairs show different patterns. For each pair of nodes that are involved in an interaction (transaction or friendship), we count all the 2-event and 3-event temporal motifs and then investigate how the friend node pairs compare against non-friends. We observe that motifs containing repetition, ping-pong, convey, and weakly-connected (remember Figure 1) are more dominant between friends, while motifs containing in-bursts and out-bursts occur more often between non-friend pairs. Figure 6 shows the survival probability of the count of ping-pong and in-burst motifs for friend and non-friend node pairs. We do not observe any non-friend node pair that has more than 5 ping-pong motifs, while nearly 50% of the friend node pairs are contained in at least 5 ping-pong motifs. On the other hand, in-burst motifs are more common in the non-friend node pairs than the between friend node pairs.

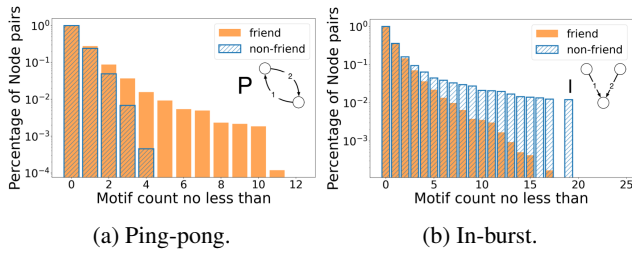


Figure 6: The percentage of node pairs with motif count no less than the given amount. The horizontal axis represents the threshold amount, and the vertical axis shows the percentage of node pairs with the motif count no less than the threshold shown on the horizontal axis. No non-friend node pair has more than five ping-pong motifs, while half of the node pairs between friends are involved in more than five ping-pong motifs. On the other hand, we observe more than half of the non-friend node pairs are involved in more than 15 in-burst motifs.

Features and baselines Based on our observations above, we extract features from the Venmo transaction network to predict the friendship relationship between users. For each pair of nodes u and v , we create a feature vector $X_{u,v} = [M_{u,v}^1, M_{u,v}^2, \dots, M_{u,v}^d]$ where $M_{u,v}^i$ is the number of M^i motifs containing both u and v . We use all 2- and 3-event temporal motifs ($d = 42$). We train the logistic regression classification model with the temporal motif features to predict the friendship between two users. We also consider two baseline models by applying the logistic regression model on the Jaccard coefficient (Jaccard 1912) and Adamic-Adar index (Adamic and Adar 2003), which are commonly used heuristic scores for link prediction tasks. For a pair of nodes u and v , the Jaccard coefficient is calculated as:

$$J(u, v) = \frac{|\Gamma(u) \cap \Gamma(v)|}{|\Gamma(u) \cup \Gamma(v)|},$$

and the Adamic-Adar index is measured by the following equation:

$$A(u, v) = \sum_{w \in \Gamma(u) \cap \Gamma(v)} \frac{1}{\log |\Gamma(w)|},$$

where we remind that $\Gamma(u)$ is the set of neighbors of u . Note that these two scores do not consider temporality. In all three classifiers, we use 75% of the data to train and the rest to test.

Results Table 5 shows the results of the friendship prediction. Using temporal motif features achieves the best performance, with 0.86 precision, 1.0 recall, and 0.92 F1 scores. All three models are able to capture all the friend node pairs (with 1.0 recall scores), whereas temporal motifs yields less false positives than Jaccard and Adamic-Adar indices.

Metrics	Jaccard	Adamic-Adar	Temporal motifs
Precision	0.818	0.830	0.859
Recall	1.0	1.0	1.0
F1 Score	0.899	0.907	0.924

Table 5: Friendship prediction results with logistic regression models using Jaccard coefficient, Adamic Adar index, and temporal motif counts.

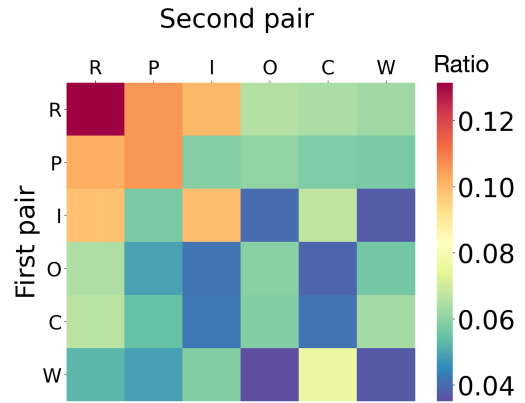


Figure 7: Ratios of the number of TN motifs to the number of TF motifs. Each block represents a type of three-event motif; the row shows the first pair of events (first and second events) and the column shows the second pair of events (second and third events). The ratios are color coded. R, P, I, O, C, and W represents repetition, ping-pong, in-burst, out-burst, convey, and weakly-connected, respectively.

Unsupervised Vendor Discovery

As described in (Zhang et al. 2017), Venmo users can be considered as customers or vendors, where friend transactions often show clear person-to-person patterns and stranger transactions usually indicate vendor-customer relations. Identification of vendors, who do not declare themselves as such, can be an important application for more accurate tax verification purposes as the current practice simply relies on a threshold on the number of transactions or the total amount received (Venmo 2023). Here we utilize temporal motifs to identify vendor users. We categorize Venmo transactions into two classes: 106,315 transactions between friends (TF) and 24,891 transactions between non-friend users (TN). Our goal is to develop an unsupervised approach to identify vendors in the Venmo transaction network.

Comparing TF and TN motifs We first compare the temporal motif counts in the TF and TN graphs. Hereafter we refer the motifs in the TF and TN graphs as TF motifs and TN motifs, respectively. For each type of 3-event motif, we compute the counts in both graphs by using $\Delta_C = 1$ day. We display the ratio of the count of the TN motifs to that of the TF motifs in Figure 7. We observe that motifs that consist of repetitions, ping-pongs, and in-bursts are relatively more frequent in the TF graph than the TN graph. These motifs might correspond to real-world events in which a consumer purchases multiple times from the same vendor (repetition), a consumer asks for a refund from the vendor (ping-pong), or the vendor is paid by multiple consumers (in-burst). On the other hand, triangle motifs are more frequent in the TF graph than the TN graph, where three users are friends and make transactions with each other.

Vendor score Here we propose an unsupervised approach to discover vendors in Venmo. For each user u , we calculate a heuristic anomaly score that indicates if u is a vendor or

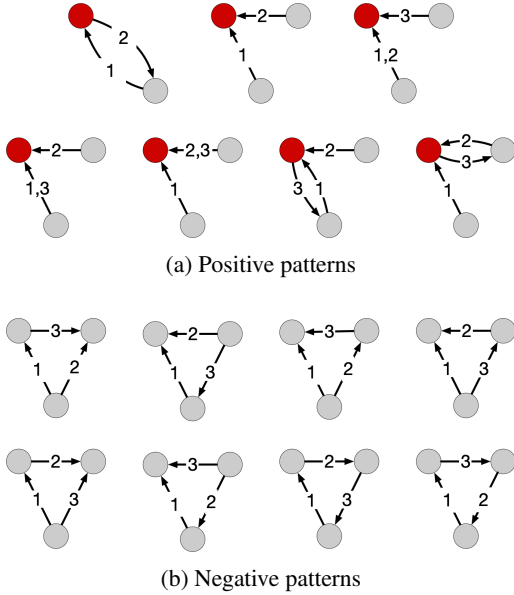


Figure 8: Vendor motif patterns. We select seven positive patterns in which the target node (red) is likely to be a vendor user (Figure 8a), and eight negative patterns that are unlikely to contain vendor users (Figure 8b).

not:

$$vs(u) = \log(|M_{TN}^+| + 1) - \log(|M_{TF}^-| + 1).$$

We define M_{TN}^+ as a set of seven patterns that may suggest the inclusion of a vendor. We call these seven patterns positive patterns and show them in Figure 8a. In particular, we consider the receiver node in the in-burst TN motifs to be a likely vendor who sells products to different strangers in a short time period. In addition, we select three 3-event motifs as positive patterns in which a target node sells three products to two strangers (thus receives funds) in a short time period. The first receiver node in the ping-pong motif is also likely to be a vendor that is asked for a refund. We also select two 3-event motifs as positive patterns in which a target node sells to two strangers, and then one of the customers may have asked for a refund. Figure 7 shows that repetitions are more common between strangers than friends. However, we do not consider the numbers of repetitions and the combinations of the repetitions and ping-pongs because they are too abundant in both TF and TN graphs when compared to the other motifs, and would shadow the importance of other important vendor patterns.

We also consider M_{TF}^- , which we define as the set of eight patterns that are likely to correspond to anti-vendor behavior. For this, we choose the eight motifs with the smallest TN to TF ratio in Figure 7 as the negative patterns (also shown in Figure 8b), which are the triangles between friends that are unlikely to contain any vendor users. A higher $vs(u)$ indicates that u is more likely to be a vendor. Since the number of temporal motifs increases exponentially as the number of events in the motif increases, we use the log function to scale the motif counts of positive and negative patterns.

In order to find the ground-truth vendor labels, we manually searched the usernames and descriptions in Venmo pro-

$vs(u)$	Vendor	Description
7.15	Y	a collegiate brand for students
6.03	Y	a college student organization
5.73	Y	a college student organization
5.66	Y	a travel agency
5.35	Y	a hotel
5.31	Y	a bakery store
5.27	N	N/A
5.25	Y	a geedunk bar
5.21	Y	a business owner
5.20	Y	owner of an Amazon store

Table 6: Ten Venmo users with the highest $vs(u)$ score.

files online for the users with the top 1000 highest vendor score. In total, we determined that 62 of those users are vendors and 938 are not vendors. We hide the usernames to protect the personally identifiable information. Among the top 10 users with the highest $vs(u)$ score, nine of them are verified as vendors or business owners; details are shown in Table 6. In addition, 13 out of top 20 users are verified as vendors. The recall for top-100 and top-1000 are lower than top-20, 23% and 6.1%, respectively. The results demonstrate that temporal motifs offer a decent solution for identifying vendors and business owners.

Curious Case of Temporal Cycles

Temporal motifs can also be used to identify special activities in the Venmo network. For example, 3-node temporal cycles, $A \rightarrow B \rightarrow C \rightarrow A$ (convey-convey motifs), are the rarest type of 3-event motif in the Venmo transaction network. Indeed such transactions are not expected to occur in a short time period; two transactions would be sufficient to balance all three accounts. Among 637,439 3-event motifs in the transactions between friends, only 1.04% are the 3-node temporal cycles. Similarly, out of 49,682 3-event motifs among non-friends, only 0.55% are temporal cycles. We investigate the payment notes of the transactions which are involved in the 3-node temporal cycles between friends and identify 70 transactions with a note about "poker". For instance, Table 7 shows six transactions among three individuals who are playing poker. Venmo is indeed a popular medium (and legal in several states in the US) to exchange funds in online gambling platforms (Legal-Betting-Online 2023). We believe that temporal cycles can be used to detect gambling activities and be helpful to law enforcement agencies in states and countries where online gambling is illegal.

Sender	Receiver	Time	Note
a	b	2020-03-23 1:34:10	Poker
b	c	2020-03-23 3:27:41	Poker
c	a	2020-03-23 3:41:28	poker
a	b	2020-04-11 1:49:50	Poker
b	c	2020-04-11 2:49:25	poker
b	a	2020-04-11 2:59:37	Poker

Table 7: Poker activities discovered by temporal cycles. The user IDs are anonymized. Note that "Poker" and "poker" are both original payment notes.

Conclusion

In this paper, we utilize temporal motifs to analyze three datasets and address various down-stream applications. We propose to create features using the frequency of temporal motifs in the user's local egocentric networks. We applied the temporal motif features for supervised fraud detection on the Mercari online marketplace network and the JPMC synthetic payment network. We compare the performance of the classification models using temporal motifs features to those using static simple graph features. The results indicate that using the temporal motif features significantly improves the performance of the fraud detection models. In addition, we used temporal motifs to analyze the transaction and friendship networks of Venmo users. Based on our observations, we developed a supervised classification model to accurately predict the friendship between two users based on the temporal motif features in the transaction network. We also proposed an unsupervised approach to discover the vendor users in Venmo by identifying the selected positive and negative temporal motif patterns. Lastly, we analyze the rarest type of temporal motifs, temporal cycles, and observe some common behaviors such as people playing poker and exchange funds after each round. Our work demonstrates that temporal motifs is a useful tool to analyze financial networks and can significantly improve the performance of various applications on financial networks.

Limitations

Our findings in this work are only limited to the three financial networks we have access to. Unfortunately, financial transaction networks are understudied, mainly due to their proprietary nature, as opposed to other types of real-world networks in various domains. We believe that cryptocurrency networks can offer some useful public data, although it is still challenging to verify the authenticity and find ground-truth information for fraudsters. Another limitation of our work is that we have mainly focused on the temporal characteristics of the networks and compared against other network-based studies (Kodate et al. 2020). This does not mean the temporal motifs are the ultimate solution for fraud detection. We rather emphasize the importance of temporality in the analysis of financial networks. We believe that temporal motifs can well be integrated to existing ML-based approaches for fraud detection on financial networks. Regarding our specific method, we only extract the one-hop egocentric network to create temporal motif features. Extending the range of the egocentric network may yield useful temporal motifs which lie beyond the one-hop neighborhood.

Acknowledgments

This publication includes or references synthetic data provided by J.P. Morgan. This research was supported by NSF-2107089 award, JP Morgan Chase and Company Faculty Research Award, and used resources of the Center for Computational Research at the University at Buffalo (CCR 2021). We thank Jingjing Chi and Yifan Wang for their help in the Venmo vendor labeling process.

References

2021. Center for Computational Research, University at Buffalo. <http://hdl.handle.net/10477/79221>.
- Abdallah, A.; Maarof, M. A.; and Zainal, A. 2016. Fraud detection system: A survey. *Journal of Network and Computer Applications*, 68: 90–113.
- Adamic, L. A.; and Adar, E. 2003. Friends and neighbors on the web. *Social Networks*, 25(3): 211–230.
- Assefa, S. A.; Dervovic, D.; Mahfouz, M.; Tillman, R. E.; Reddy, P.; and Veloso, M. 2020. Generating synthetic data in finance: opportunities, challenges and pitfalls. In *Proceedings of the First ACM International Conference on AI in Finance*.
- Bajardi, P.; Barrat, A.; Natale, F.; Savini, L.; and Colizza, V. 2011. Dynamical patterns of cattle trade movements. *PLoS ONE*, 6(5): e19869.
- Berriman, A. 2022. Improve Fraud Protection Using Social Network Analytics. [<https://community.fico.com/s/blog-post/a5Q4w000000Cv1JEAS/fico3419>; Online; accessed 6-January-2023].
- Bolton, R. J.; and Hand, D. J. 2002. Statistical fraud detection: A review. *Statistical Science*, 17(3): 235–255.
- Chechik, G.; Oh, E.; Rando, O.; Weissman, J.; Regev, A.; and Koller, D. 2008. Activity motifs reveal principles of timing in transcriptional control of the yeast metabolic network. *Nature Biotechnology*, 26(11): 1251–1259.
- Faisal, F. E.; and Milenković, T. 2014. Dynamic networks reveal key players in aging. *Bioinformatics*, 30(12): 1721–1729.
- Hulovatyy, Y.; Chen, H.; and Milenković, T. 2015. Exploring the structure and function of temporal networks with dynamic graphlets. *Bioinformatics*, 31(12): i171–i180.
- Jaccard, P. 1912. The Distribution of the Flora in the Alpine Zone.1. *New Phytologist*, 11(2): 37–50.
- Jin, R.; McCallen, S.; and Almaas, E. 2007. Trend motif: A graph mining approach for analysis of dynamic complex networks. In *Seventh IEEE International Conference on Data Mining (ICDM 2007)*, 541–546. IEEE.
- Jurgens, D.; and Lu, T.-C. 2012. Temporal motifs reveal the dynamics of editor interactions in Wikipedia. In *Proceedings of the International AAAI Conference on Web and Social Media*, volume 6, 162–169.
- Kodate, S.; Chiba, R.; Kimura, S.; and Masuda, N. 2020. Detecting problematic transactions in a consumer-to-consumer e-commerce network. *Applied Network Science*, 5(90): 1–18.
- Kosyfaki, C.; Mamoulis, N.; Pitoura, E.; and Tsaparas, P. 2019. Flow Motifs in Interaction Networks. In *International Conf. on Extending Database Technology, EDBT 2019*, 241–252.
- Kovanen, L.; Karsai, M.; Kaski, K.; Kertész, J.; and Saramäki, J. 2011. Temporal motifs in time-dependent networks. *Journal of Statistical Mechanics*, 2011(11): P11005.
- Kovanen, L.; Kaski, K.; Kertész, J.; and Saramäki, J. 2013. Temporal motifs reveal homophily, gender-specific patterns,

- and group talk in call sequences. *Proceedings of the National Academy of Sciences*, 110(45): 18070–18075.
- Legal-Betting-Online. 2023. Legal Online Venmo Gambling Site 2023. [<https://www.legalbettingonline.com/venmo/>; Online; accessed 6-January-2023].
- Li, M.-X.; Palchykov, V.; Jiang, Z.-Q.; Kaski, K.; Kertész, J.; Miccichè, S.; Tumminello, M.; Zhou, W.-X.; and Mantegna, R. N. 2014. Statistically validated mobile communication networks: The evolution of motifs in European and Chinese data. *New Journal of Physics*, 16(8): 083038.
- Li, X.; Liu, S.; Li, Z.; Han, X.; Shi, C.; Hooi, B.; Huang, H.; and Cheng, X. 2020. Flowscope: Spotting money laundering based on graphs. In *Proceedings of the AAAI conference on artificial intelligence*, volume 34, 4731–4738.
- Li, Y.; Lou, Z.; Shi, Y.; and Han, J. 2018. Temporal Motifs in Heterogeneous Information Networks. In *MLG Workshop@ KDD*.
- Liu, P.; Guarrasi, V.; and Sariyuce, A. E. 2023. Temporal Network Motifs: Models, Limitations, Evaluation. *IEEE Transactions on Knowledge and Data Engineering*, 35(1): 945–957.
- Liu, P.; Masuda, N.; Kito, T.; and Sariyuce, A. E. 2022. Temporal motifs in patent opposition and collaboration networks. *Scientific Reports*, 12(1917 (2022)).
- Liu, Z.; Chen, C.; Yang, X.; Zhou, J.; Li, X.; and Song, L. 2018. Heterogeneous graph neural networks for malicious account detection. In *Proceedings of the 27th ACM International Conference on Information and Knowledge Management*, 2077–2085.
- Milo, R.; Shen-Orr, S.; Itzkovitz, S.; Kashtan, N.; Chklovskii, D.; and Alon, U. 2002. Network motifs: simple building blocks of complex networks. *Science*, 298(5594): 824–827.
- Ngai, E. W.; Hu, Y.; Wong, Y. H.; Chen, Y.; and Sun, X. 2011. The application of data mining techniques in financial fraud detection: A classification framework and an academic review of literature. *Decision Support Systems*, 50(3): 559–569.
- Paranjape, A.; Benson, A. R.; and Leskovec, J. 2017. Motifs in temporal networks. In *ACM Conf. on Web Search and Data Mining*, 601–610. ACM.
- Pržulj, N. 2007. Biological network comparison using graphlet degree distribution. *Bioinformatics*, 23(2): e177–e183.
- Sadgali, I.; Sael, N.; and Benabbou, F. 2019. Performance of machine learning techniques in the detection of financial frauds. *Procedia Computer Science*, 148: 45–54.
- Salmon, D. 2021. Venmo Transaction Dataset. <https://github.com/sa7mon/venmo-data>. Accessed Jan 2021.
- Savage, D.; Wang, Q.; Zhang, X.; Chou, P.; and Yu, X. 2017. Detection of money laundering groups: Supervised learning on small networks. In *Workshops at the Thirty-First AAAI Conference on Artificial Intelligence*.
- Sidel, R.; and Demos, T. 2016. The battle heats up in person-to-person payments. <https://www.wsj.com/articles/big-banks-join-forces-to-compete-with-the-likes-of-venmo-1469266206>. Wall Street Journal.
- Sidel, R.; and Wakabayashi, D. 2015. Apple, banks in talks on mobile person-to-person payment service. <https://www.wsj.com/articles/apple-in-talks-with-u-s-banks-to-develop-mobile-person-to-person-payment-service-1447274074>. Wall Street Journal.
- Song, C.; Ge, T.; Chen, C.; and Wang, J. 2014. Event pattern matching over graph streams. *Proc. of the VLDB Endowment*, 8(4): 413–424.
- Van Vlasselaer, V.; Eliassi-Rad, T.; Akoglu, L.; Snoeck, M.; and Baesens, B. 2017. Gotcha! network-based fraud detection for social security fraud. *Management Science*, 63(9): 3090–3110.
- Venmo. 2023. 2023 Tax FAQ. [<https://help.venmo.com/hc/en-us/articles/4407389460499-2023-Tax-FAQ>; Online; accessed 6-January-2023].
- Wang, D.; Lin, J.; Cui, P.; Jia, Q.; Wang, Z.; Fang, Y.; Yu, Q.; Zhou, J.; Yang, S.; and Qi, Y. 2019. A semi-supervised graph attentive network for financial fraud detection. In *2019 IEEE International Conference on Data Mining (ICDM)*, 598–607. IEEE.
- Wang, J.-C.; and Chiu, C.-C. 2008. Recommending trusted online auction sellers using social network analysis. *Expert Systems with Applications*, 34(3): 1666–1679.
- West, J.; and Bhattacharya, M. 2016. Intelligent financial fraud detection: a comprehensive review. *Computers & Security*, 57: 47–66.
- Xuan, Q.; Fang, H.; Fu, C.; and Filkov, V. 2015. Temporal motifs reveal collaboration patterns in online task-oriented networks. *Physical Review E*, 91(5): 052813.
- Yu, W.; Cheng, W.; Aggarwal, C. C.; Zhang, K.; Chen, H.; and Wang, W. 2018. Netwalk: A flexible deep embedding approach for anomaly detection in dynamic networks. In *Proceedings of the 24th ACM SIGKDD International Conference on Knowledge Discovery & Data mining*, 2672–2681.
- Yue, D.; Wu, X.; Wang, Y.; Li, Y.; and Chu, C.-H. 2007. A review of data mining-based financial fraud detection research. In *2007 International Conference on Wireless Communications, Networking and Mobile Computing*, 5519–5522. IEEE.
- Zhang, X.; Tang, S.; Zhao, Y.; Wang, G.; Zheng, H.; and Zhao, B. 2017. Cold hard e-cash: Friends and vendors in the venmo digital payments system. In *Proceedings of the International AAAI Conference on Web and Social Media*, volume 11, 387–396.
- Zhang, Y.-Q.; Li, X.; Xu, J.; and Vasilakos, A. V. 2015. Human interactive patterns in temporal networks. *IEEE Transactions on Systems, Man, and Cybernetics: Systems*, 45(2): 214–222.
- Zhao, Q.; Tian, Y.; He, Q.; Oliver, N.; Jin, R.; and Lee, W.-C. 2010. Communication motifs: a tool to characterize social communications. In *Proceedings of the 19th ACM International Conference on Information and Knowledge Management*, 1645–1648.