

Improve Noise Tolerance of Robust Loss via Noise-Awareness

Kehui Ding^a, Jun Shu^{a,b,*}, Deyu Meng^{a,b}, Zongben Xu^{a,b}

^a*The School of Mathematics and Statistics, Ministry of Education Key Lab of Intelligent Networks and Network Security, Xi'an Jiaotong University, Xi'an, Shaanxi, China*

^b*The Peng Cheng laboratory, Shenzhen, Guangdong, China*

Abstract

Robust loss minimization is an important strategy for handling robust learning issue on noisy labels. Current robust loss functions, however, inevitably involve hyperparameters to be tuned for different datasets with noisy labels, manually or heuristically through cross validation, which makes them fairly hard to be generally applied in practice. Existing robust loss methods usually assume that all training samples share common hyperparameters, which are independent of instances. This limits the ability of these methods on distinguishing individual noise properties of different samples, making them hardly adapt to different noise structures. To address above issues, we propose to assemble robust loss with instance-dependent hyperparameters to improve their noise-tolerant ability with theoretical guarantee. To achieve setting such instance-dependent hyperparameters for robust loss function, we propose a meta-learning method capable of adaptively learning a hyperparameter prediction function, called Noise-Aware-Robust-Loss-Adjuster (NARL-Adjuster for brevity). Specifically, through mutual amelioration between hyperparameter prediction function and classifier model parameters in our method, both of them can be simultaneously finely ameliorated and coordinated to attain solutions with good generalization capability. Four kinds of SOTA robust loss functions are attempted to be integrated with our algorithm, and comprehensive experiments substantiate the general availability and effectiveness of the proposed method in both its noise tolerance and generalization performance. Meanwhile, the explicit parameterized structure makes the meta-learned prediction function capable of being readily transferrable and plug-and-play to

*Jun Shu is the corresponding author: xjtushujun@gmail.com.

unseen datasets with noisy labels. Specifically, we transfer our meta-learned NARL-Adjuster to unseen tasks, including several real noisy datasets, and achieve better performance compared with conventional hyperparameter tuning strategy, even with carefully tuned hyperparameters.

Keywords:

Noisy labels, robust loss, hyperparameter learning, meta learning, generalization, transferability

1. Introduction

Deep neural networks have recently obtained remarkable performance on various applications [1, 2]. Its effective training, however, often requires to pre-collect large-scale finely annotated samples. When the training dataset contains certain amount of noisy (incorrect) labels, the overfitting issue tends to easily occur, naturally leading to their poor performance in generalization [3]. In fact, such biased training data are commonly encountered in practice, since the data are generally collected by coarse annotation sources, like crowdsourcing systems [4] or search engines [5, 6]. Such robust deep learning issue has thus attracted much attention recently in the machine learning field [7, 8].

One of the most classical methods for handling this issue is to employ robust losses, that are not unduly affected by noisy labels, to replace the conventional noise-sensitive ones to guide the training process [9]. For example, as compared with the commonly used cross entropy (CE) loss which has been proved to be not generally robust to complex label noise, the mean absolute error (MAE), as well as the simplest 0-1 loss for classification, can be more robust against noisy labels [10] due to their evident suppression to large loss values, and thus inclines to reduce the negative influence brought by the outlier samples with evidently corrupted labels. Beyond other robust learning techniques against noisy labels, like sample selection [11, 12, 13, 14, 15], sample reweighting [16, 17, 18, 19, 20, 21, 22], loss correction [23, 24, 25, 26, 27], and label correction [28, 29, 30, 31, 32, 33, 34], such robust-loss-designing methodology is superior in its concise implementation scheme and solid theoretical basis of robust statistics and generalization theory [35, 36, 37].

Manwani et al.[9] formally defines a “noise-tolerant” loss if the minimization under it with noisy labels would achieve the same solution as that with noise-free labels. Along this research line, besides the aforementioned MAE

and 0-1 loss, multiple forms of robust losses have been studied against such robust learning issue on noisy labels. For example, 0-1 loss is verified to be robust for binary classification [9, 38]. However, since 0-1 loss is not continuous and the corresponding learning algorithm is hardly to be efficiently and accurately executed, many surrogate loss functions have been proposed to approximate it [39, 36, 40], such as ramp loss [41] and unhinged loss [42], which are also proved to be robust to label noise under certain conditions [38]. In addition, [38] introduces a sufficient condition, called symmetric loss condition, for judging whether the loss function is noise-tolerant. [10] further extends the definition with the symmetric loss condition to multi-classification. Although conventional losses satisfying the symmetric loss condition evidently alleviate the overfitting problem on datasets with noisy labels, it has been found empirically that they usually encounter the problem of insufficient learning on large datasets [43, 44, 45]. Inspired by the above problem, several losses have further been designed recently by introducing some noise-robust factor to modify CE loss and proved to be robust against noise and guarantee a more sufficient learning on all training samples, like the GCE [43], SL [44], PolySoft [46] and JS [47], etc.

Although these robust loss functions are helpful on improving the learning performance against noisy labels, they still have evident deficiencies in practice. On the one hand, they inevitably involve hyperparameter(s), i.e., noise-robust factor, to control their robustness extents against noisy labels. These hyperparameters need to be manually preset or tuned by heuristic strategies like cross-validation, naturally conducting efficiency issue and difficulty in practical implementations. On the other hand, label noise problem is notoriously complicated since noisy labels have different noise structure forms, such as *noise rate*, *noise type* and *classes property*, and such noise difference is existed over different samples. Current robust loss methods, however, are not noise-aware, and introduce a consistent hyperparameter(s) bias across all training samples, which possibly leads to the issue that the learned classifier barely reaches the optimal performance, especially when we know insufficient knowledge underlying data or the label conditions are too complicated.

To alleviate these issues, two problems need to be intrinsically considered. 1) **How to improve the noise-aware ability of current robust loss methods to adapt to the complicated noise structure?** As shown in Fig.1, compared with CE loss overfitting the noisy samples classified with relatively high confidence into different classes that do not

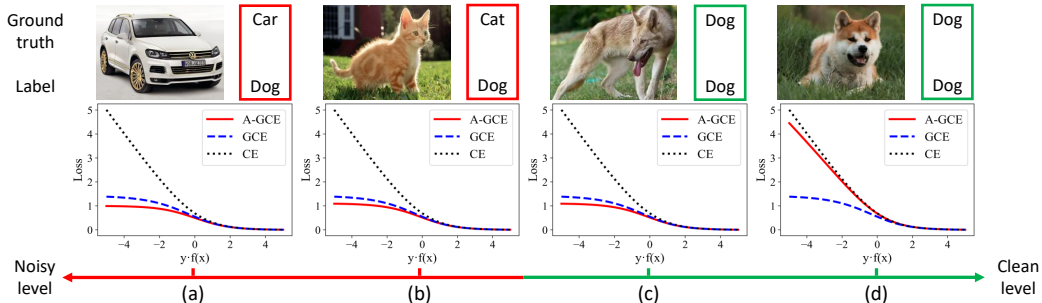


Figure 1: An illustration of CE, GCE [43] and GCE with instance-dependent hyperparameters (A-GCE) of different samples on CIFAR-10 dataset under 40% symmetric label noise, where (a-b) are noisy samples and (c-d) are clean samples. It is evident that with the individual label noise distinguishing, A-GCE shows adaptive robust loss setting ability for finely reflecting such noise variance.

match the labels, current robust loss methods weaken the influence of the samples with noisy labels, i.e., imposing them on smaller loss values under additionally introduced hyperparameters, and thus strengthens the training robustness against noisy labels. However, their noise-robust hyperparameters are instance-independent and shared over all training samples. Thus, when attempting to suppress the negative effect of noisy samples, they meanwhile incline to certainly weaken the positive effect of clean samples (this can be observed in Fig.1, where the GCE of clean samples are the same as that of noisy samples, and both are significantly less than CE). Obviously, these simple instance-independent hyperparameter setting lacks the ability of adapting to various complicated noise structures. One natural idea is to assemble robust loss with instance-dependent hyperparameters. More precisely, noisy samples should be equipped with proper hyperparameters so as to finely suppress the effect of those noisy ones. Intuitively, in the case shown in Fig.1, one should more suppress the losses of those noisy samples with instance-dependent hyperparameters to make them smaller than GCE, as shown in Fig.1(a-b). On the contrary, clean samples should be equipped with hyperparameters for amplifying their positive effects to the training process. As can be seen in Fig.1(c-d), red curves representing losses with instance-dependent hyperparameters are closer to the black curve representing CE. To further illustrate this, we assemble robust loss with instance-dependent hyperparameters satisfying the above requirements (i.e., oracle), and it brings evident improvements compared with instance-independent ones (i.e., orig-

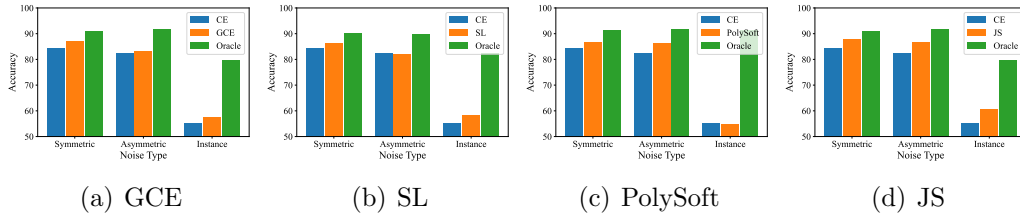


Figure 2: Performance comparison of CE, robust loss and robust loss with oracle hyper-parameters on CIFAR-10 dataset under 40% symmetric noise, 40% asymmetric noise and 40% instance-dependent noise. The robust losses included in (a)-(d) are GCE [43], SL [44], PolySoft [46] and JS [47]. Please refer to Section 2.3 & 2.4 for more details.

inal robust losses) as expected, as depicted in Fig.2. This motivates us to design new methods for determining such instance-dependent hyperparameters for robust loss functions to improve their noise-aware ability.

2) **How to learn instance-dependent hyperparameter configuration for robust loss?** One strategy is to directly learn the sample-wise hyperparameters for robust loss. However, its computational complexity scales with the dataset size, making it highly inefficient and infeasible especially for larger datasets. To overcome this, we attempt to learn the common hyperparameter setting rule for all samples, inspired by current meta learning techniques [48, 49, 50, 34, 51]. Specifically, we propose to use an explicit hyperparameter prediction function to learn such instance-dependent hyperparameters conditioned on the information of each sample. It is expected to produce different hyperparameters for noisy and clean samples via the prediction function, and then naturally to improve the noise-aware ability of robust loss. We call this prediction function as Noise-Aware-Robust-Loss-Adjuster (NARL-Adjuster for brevity). Specifically, we parameterize NARL-Adjuster as an MLP network. Albeit with simple form, it is known that MLP network is with strong approximation ability [52], and thus the proposed NARL-Adjuster is potentially useful to learn a noise-aware hyperparameter prediction function to adapt to the complicated noise structure.

In a nutshell, this paper mainly makes the following contributions.

- We find that current robust loss methods have limited flexibility to adapt to the complicated noise structures, attributed to their adopted strategy of shared instance-independent hyperparameters, i.e., a unique hyperparameter presetting over all samples. Differently, we propose to assemble robust loss with instance-dependent hyperparameters, i.e.,

adaptive hyperparameter settings on different samples based on its specific noise content (as shown in Fig.1), to improve their noise-tolerant ability of addressing complicated noise.

- To learn instance-dependent hyperparameters for robust loss, we propose to use a hyperparameter prediction function parameterized by an MLP network to adaptively output sample-wise hyperparameters. We learn the prediction function in a meta-learning manner, and the algorithm realizes a mutual amelioration between automatic sample-wise hyperparameters prediction involved in the robust loss and classifier network learning.
- The proposed method is model-agnostic, and is substantiated to be valid in improving the noise-aware ability of four kinds of SOTA robust loss methods, including GCE[43], SL[44], PolySoft[46] and JS[47]. Comprehensive experiments on different noise structures, like symmetric, asymmetric and instance-dependent label noises, as well as variations in noise rates and the number of classes, demonstrating the noise-tolerant superiority of the proposed method beyond conventional robust loss approaches.
- We theoretically prove that the proposed noise-aware robust loss has a strong noise-tolerance property under certain conditions, which implies that our method is with a sound theoretical guarantee and potential usefulness.
- We further study the transferability of NARL-Adjuster. Different from current robust loss methods requiring to pre-specify an ad-hoc hyperparameter tuning scheme, the learned hyperparameter prediction function is verified able to be readily used in a plug-and-play manner, and can be directly deployed on unseen datasets to produce proper hyperparameters, without extra hyperparameters required to be tuned.

1.1. Related Work

1.1.1. Deep learning with noisy labels

There are various approaches raised for handling the robust learning issue under noisy labels, which can be roughly divided into five categories: sample selection, loss correction, label correction, sample reweighting and robust loss methods. We firstly introduce the former four approaches.

The sample selection approach aims to find clean samples to train neural networks efficiently and design filtering rules by small loss [11], logits vector [12], topological information [13, 15] and Jacobian matrix [14]. Comparatively, the loss correction approach assumes that there exists a noise transition matrix defining the probability of one class changed to another. Typically, [23, 24] model the matrix using a linear layer on the top of the DNNs. Besides, Forward [25] uses the noise transition matrix to modify the loss function. GLC [26] and Meta-Transition [27] utilize additional meta data to estimate the transition matrix. Comparatively, label correction approach tries to correct noisy labels to their true ones via a supplemental clean label inference step [28, 29, 30, 31, 32, 33, 34]. Besides, the main idea of sample reweighting approach is to assign weights to losses of all training samples, and iteratively update these weights based on the loss values during the training process [16, 53, 54]. Such a loss-weight function is generally set as monotonically decreasing, enforcing a learning effect that samples with larger loss, more possible to be noisy labeled as compared with small loss samples, with smaller weights to suppress their effect to training. In this manner, the negative influence of noisy labels can be possibly alleviated. Interestingly, it can always be proved that this monotonically decreasing weighting function makes this re-weighting learning process equivalent to solving an implicit robust loss function [55], which constructs a close relationship between this strategy with robust loss approach. Recently, some advanced sample reweighting methods have been raised inspired by the idea of meta-learning [22], which possesses a data-driven weighting scheme to the conventional hand-designed reweighting strategies. This makes them able to deal with more general data bias cases other than noisy labels, like class imbalance.

1.1.2. Robust loss approach

Based on the noise-tolerant definition given by [9], it has been proved that 0-1 loss, sigmoid loss, ramp loss, and probit loss are all noise-tolerant under some mild conditions [38]. For any surrogate loss function in binary classification, [56] proposes an approach to help them to be noise-tolerant. Recently, [57] proposes curriculum loss, a tighter upper bound of the 0-1 loss, which can adaptively select samples for training as a curriculum learning process. Generalized to multi-class problem, Mean Absolute Error (MAE) is proved to be robust against symmetric and class-conditional label noise [10].

Under the advanced noise-robust understanding provided by [10], some new robust losses have been designed on the basis of classical CE loss very

recently, expected to be finely performable in real practice. [43] demonstrates that it is hard to train DNN with MAE, and proposes to combine MAE and CE losses to obtain a new loss function, GCE, which behaves very like a weighted MAE, to handle the noisy label issue. [44] observes that the learning procedure of DNNs with CE loss is class-biased, and proposes a Reverse Cross Entropy (RCE) to further enhance robust learning. [58] applies Taylor Series to derive a surrogate representation of CE, which can also relate MAE and CE by varying the order of Taylor Series. Besides, [45] theoretically verifies that a normalization can help losses to be robust to noisy labels, and proposes active passive loss associating two kinds of robust loss namely active loss and passive loss to overcome the insufficient learning issue. [47] introduces Jensen-Shannon divergence as a loss function and generalizes the proposed loss function to multiple distributions. Though the loss has been proved to be noise-tolerant to asymmetric and symmetric noisy labels under some conditions, it uses shared instance-independent hyperparameters with a permanent hyperparameter(s) bias. This possibly leads to the issue that the learned classifier barely reaches the optimal performance, especially when we know insufficient knowledge underlying data or the label conditions are too complicated. In this paper, we propose to assemble robust loss with instance-dependent hyperparameters, which is expected to improve their noise-tolerance to adapt to the complicated noise structure.

1.1.3. Methods on learning adaptive loss

Some other methods have also been proposed attempting to directly learn a good proxy for an underlying evaluation loss. For example, learning to teach [59] dynamically learns the loss through a teacher network outputting the coefficients matrix of the general loss function. [60] learns a discrete optimization schedule that alternates between different loss functions at different time-points. Adaptive Loss Alignment [61] extends work in [59] to loss-metric mismatch problem. [62] tries to learn the surrogate losses for non-differentiable and non-decomposable loss function. [63] designs a search space containing almost all popular loss functions and dynamically optimizes sampling distribution of loss functions. [64] chooses Taylor series approximations of functions as the searching space, and the learned loss functions with fixed hyperparameters can be directly employed to new datasets with noisy labels. Building upon MAML [48], [65] adaptively meta-learns a loss function that adapts to each few-shot learning task. Though these methods have achieved automatically learning loss for various tasks, however, their

attained losses generally have relatively complicated forms and with little theoretical guarantee. Comparatively, our method is built on the robust loss with relatively more solid theoretical foundation, better explainability for the learned loss, simpler realization form and easier transferability across different datasets.

The paper is organized as follows. Necessary notations, definitions and theories of robust loss used in this paper are presented in Section 2. Section 3 introduces our main algorithm for noise-aware robust loss learning. Experiments are demonstrated in Section 4, and a conclusion is finally made.

2. Noise-Aware Robust Loss Method

2.1. Preliminaries and Notations

We consider the problem of c -class classification. Let $\mathcal{X} \subset \mathbb{R}^d$ be the feature space, and $\mathcal{Y} = \{1, 2, \dots, c\}$ be the label space. Assume that the DNN architecture is with a softmax output layer. Denote the network as a function with input $\mathbf{x} \in \mathcal{X}$ and output as $f(\mathbf{x}; \mathbf{w})$, where $f : \mathcal{X} \rightarrow \mathbb{R}^c$, and \mathbf{w} represents the network parameters. $f_j(\mathbf{x}; \mathbf{w})$, representing the j -th component ($j = \{1, \dots, c\}$) of $f(\mathbf{x}; \mathbf{w})$, and thus satisfies $\sum_{j=1}^c f_j(\mathbf{x}; \mathbf{w}) = 1$, $f_j(\mathbf{x}; \mathbf{w}) \geq 0$. Given training data $D = \{(\mathbf{x}_i, \mathbf{y}_i)\}_{i=1}^N \in (\mathcal{X} \times \mathcal{Y})^N$, for any loss function \mathcal{L} , the (expectation) risk of the network classifier is defined as $R_{\mathcal{L}}(f) = E_D[\mathcal{L}(f(\mathbf{x}, \mathbf{w}), \mathbf{y})]$. The commonly used CE loss can be written as:

$$\mathcal{L}_{CE}(f(\mathbf{x}_i; \mathbf{w}), \mathbf{y}_i) = - \sum_{j=1}^c y_{ij} \log f_j(\mathbf{x}_i; \mathbf{w}), \quad (1)$$

where y_{ij} denotes the j -th component of \mathbf{y}_i . Generally in all components of \mathbf{y}_i , only one is 1 and all others are 0.

As for training data with noisy labels D_{η} , we denote the noisy label of \mathbf{x} as $\hat{\mathbf{y}}$, in contrast to its clean label \mathbf{y} , and the dataset can be divided into clean part ($\hat{\mathbf{y}} = \mathbf{y}$) and noisy part ($\hat{\mathbf{y}} \neq \mathbf{y}$). The robustness theories of conventional robust loss functions are all based on assumptions that label noise is independent with instances, so we define the probability that the sample belongs to noisy part as

$$\eta = \sum_{j, \mathbf{e}_j \neq \mathbf{y}_x} \eta_{\mathbf{y}_x j} = \sum_{j, \mathbf{e}_j \neq \mathbf{y}_x} p(\hat{\mathbf{y}} = \mathbf{e}_j | \mathbf{y} = \mathbf{y}_x, \mathbf{x}) = \sum_{j, \mathbf{e}_j \neq \mathbf{y}_x} p(\hat{\mathbf{y}} = \mathbf{e}_j | \mathbf{y} = \mathbf{y}_x),$$

where \mathbf{e}_j is a c -dimensional vector with one at index j and zero elsewhere. If $\eta_{\mathbf{y}_x j} = \frac{\eta}{c-1}$ for all j satisfying $\mathbf{e}_j \neq \mathbf{y}_x$, the noise is termed as uniform or symmetric, and noise is called asymmetric or class dependent if the dependence of $\eta_{\mathbf{y}_x j}$ on \mathbf{x} is only through \mathbf{y}_x . Correspondingly, for loss function \mathcal{L} , the risk of the classifier under label noise rate η is denoted as $R_{\mathcal{L}}^\eta(f) = E_{D_\eta}[\mathcal{L}(f(\mathbf{x}, \mathbf{w}), \hat{\mathbf{y}})]$. [9] provides the definition of noise-tolerant loss function as follows.

Definition 1. A loss function \mathcal{L} is called noise-tolerant if f^* is also the global minimizer of $R_{\mathcal{L}}^\eta(f)$, where f^* is the global minimizer of $R_{\mathcal{L}}(f)$.

Definition 2. If a loss function \mathcal{L} satisfies that, for some constant C ,

$$\sum_{j=1}^c \mathcal{L}(f(\mathbf{x}; \mathbf{w}), j) = C, \forall \mathbf{x} \in \mathcal{X}, \forall f \in \mathcal{F},$$

we call the loss function symmetric.

[10] proves that if a multi-classification loss function is symmetric, then this loss is noise-tolerant under some mild assumptions. To make the above condition more feasible in practice, [43] further relaxes this definition as the bounded loss condition and proves that the loss with such new condition also possesses certain robustness property.

Definition 3. If a loss function \mathcal{L} satisfies that, for some constant C_L and C_U ,

$$0 \leq C_L \leq \sum_{j=1}^c \mathcal{L}(f(\mathbf{x}; \mathbf{w}), j) \leq C_U, \forall \mathbf{x} \in \mathcal{X}, \forall f,$$

we call the loss function bounded.

2.2. Typical Robust Loss Methods

Here, we introduce some typical robust loss methods, as well as their theoretical guarantee of the robustness.

Generalized Cross Entropy (GCE). To exploit the benefits of both the noise-tolerant property of MAE and the implicit weighting scheme of CE for better learning, Zhang et al. [43] proposed the GCE loss as follows:

$$\mathcal{L}_{GCE}(f(\mathbf{x}_i; \mathbf{w}), \mathbf{y}_i; q) = \frac{(1 - f_{j_i}(\mathbf{x}_i)^q)}{q}, \quad (2)$$

where j_i denotes the j 's index if the term $y_{ij} = 1$ for each i , and $q \in (0, 1]$. GCE loss is generated to the CCE when q approaches to 0 and becomes MAE loss when $q = 1$.

Symmetric Cross Entropy (SL). Wang et al. [44] proposed the Reverse Cross Entropy (RCE) robust loss :

$$\mathcal{L}_{RCE}(f(\mathbf{x}_i; \mathbf{w}), \mathbf{y}_i) = - \sum_{j \neq j_i} A f_j(\mathbf{x}_i; \mathbf{w}),$$

where $A < 0$ is a preset constant. They further combine it with CE loss to obtain SL loss defined as follows:

$$\mathcal{L}_{SL}(f(\mathbf{x}_i; \mathbf{w}), \mathbf{y}_i; \gamma_1, \gamma_2) = \gamma_1 \mathcal{L}_{CE} + \gamma_2 \mathcal{L}_{RCE}, \quad (3)$$

where $\gamma_1, \gamma_2 > 0$ are the combining coefficients.

Polynomial Soft Weight Loss (PolySoft). Self-paced learning (SPL) is a typical sample reweighting strategy to handle noisy labels by setting monotonically decreasing weighting function [16, 37, 54]. It has been proved that such re-weighting learning process is equivalent to solving an latent robust loss [55], and it thus can also be categorized into the robust loss method. Recently, Gong et al. [46] proposed a polynomial soft weighting scheme for SPL, which can generally approximate monotonically decreasing weighting functions. By setting the CE loss as the basis loss form, the latent robust loss of this method is:

$$\mathcal{L}_{Poly}(f(\mathbf{x}_i; \mathbf{w}), \mathbf{y}_i; \lambda, d) = \begin{cases} \frac{(d-1)\lambda}{d} [1 - (1 - \frac{\mathcal{L}_{CE}}{\lambda})^{\frac{d}{d-1}}], & \mathcal{L}_{CE} < \lambda \\ \frac{(d-1)\lambda}{d}, & \mathcal{L}_{CE} \geq \lambda \end{cases} \quad (4)$$

where \mathcal{L}_{CE} is defined as in Eq. (1).

Jensen-Shannon divergence loss (JS). Englesson et al., [47] employ the following JS divergence to deal with noisy labels:

$$\mathcal{L}_{JS}(f(\mathbf{x}_i; \mathbf{w}), \mathbf{y}_i; \pi_1, \pi_2) = \frac{\pi_1 D_{KL}(\mathbf{y}_i || \mathbf{m}) + \pi_2 D_{KL}(f(\mathbf{x}_i; \mathbf{w}) || \mathbf{m})}{Z}, \quad (5)$$

where $\mathbf{m} = \pi_1 \mathbf{y}_i + \pi_2 f(\mathbf{x}_i; \mathbf{w})$ and $Z = -(1 - \pi_1) \log(1 - \pi_1)$. Similar to GCE, JS loss can also be seen as a generalized mixture of CE and MAE via

introducing the constant factor Z (When $\pi_1 \rightarrow 0$, $\mathcal{L}_{JS} \rightarrow \mathcal{L}_{CE}$ and when $\pi_1 \rightarrow 1$, $\mathcal{L}_{JS} \rightarrow \frac{1}{2}\mathcal{L}_{MAE}$).

We then focus on the robustness theories of conventional robust loss functions. It has been proved that GCE [43] and JS [47] have been verified to be bounded and RCE [44] is a symmetric loss. Thus, the above three loss functions possess theoretical robustness property under symmetric label noise and asymmetric label noise. We can further prove that the PolySoft loss [46] also possesses these properties, as provided in the following theorems.

Theorem 1. *Under the symmetric noise with $\eta \leq 1 - \frac{1}{c}$, f^* is the global minimizer of $R_{\mathcal{L}}(f)$ and \hat{f} is the global minimizer of $R_{\mathcal{L}}^{\eta}(f)$, the following results then hold: $0 \leq R_{\mathcal{L}}^{\eta}(f^*) - R_{\mathcal{L}}^{\eta}(\hat{f}) \leq A$, and $A' \leq R_{\mathcal{L}}(f^*) - R_{\mathcal{L}}(\hat{f}) \leq 0$, in which:*

- (1) for the GCE loss in Eq.(2), $A = \frac{\eta[c^{(1-q)}-1]}{q(c-1)} \geq 0$ and $A' = \frac{\eta[1-c^{(1-q)}]}{q(c-1-\eta c)} < 0$;
- (2) for the RCE loss in Eq.(3), $A = A' = 0$;
- (3) for the PolySoft loss in Eq.(4), $A = \frac{c(d-1)\eta}{d(c-1)}(\lambda - \log c) \geq 0$ and $A' = \frac{c(d-1)\eta}{d(c-1-\eta c)}(\log c - \lambda) < 0$;
- (4) for the JS loss in Eq.(5), $A = \frac{\eta}{c-1}(\sum_{i=1}^c \mathcal{L}(\mathbf{e}_i, \mathbf{e}_1) - \sum_{i=1}^c \mathcal{L}(\mathbf{e}_i, \mathbf{u}))$ and $A' = -\frac{\eta}{c-1-\eta c}(\sum_{i=1}^c \mathcal{L}(\mathbf{e}_i, \mathbf{e}_1) - \sum_{i=1}^c \mathcal{L}(\mathbf{e}_i, \mathbf{u}))$, where \mathbf{u} is the uniform distribution.

Theorem 2. *Under the class dependent noise when $\eta_{ij} < 1 - \eta_i$, $\forall j \neq i$, $\forall i, j \in [c]$, where $\eta_{ij} = p(\hat{\mathbf{y}} = \mathbf{e}_j | \mathbf{y} = \mathbf{e}_i)$, and $(1 - \eta_i) = p(\hat{\mathbf{y}} = \mathbf{e}_i | \mathbf{y} = \mathbf{e}_i)$, if $R_{\mathcal{L}}(f^*) = 0$, f^* is the global minimizer of $R_{\mathcal{L}}(f)$ and \hat{f} is the global minimizer of $R_{\mathcal{L}}^{\eta}(f)$, the following results then hold: $0 \leq R_{\mathcal{L}}^{\eta}(f^*) - R_{\mathcal{L}}^{\eta}(\hat{f}) \leq B$, in which:*

- (1) for the GCE loss in Eq.(2), $B = \frac{c^{(1-q)}-1}{q} \mathbb{E}_{D_n}(1 - \eta_{\mathbf{x}}) \geq 0$;
- (2) for the RCE loss in Eq.(3), $B = 0$;
- (3) for the PolySoft loss in Eq.(4), $B = \frac{c(d-1)}{d}(\lambda - \log c) \mathbb{E}_{D_n}(1 - \eta_{\mathbf{x}}) \geq 0$;
- (4) for the JS loss in Eq.(5), $B = (\sum_{i=1}^c \mathcal{L}(\mathbf{e}_i, \mathbf{e}_1) - \sum_{i=1}^c \mathcal{L}(\mathbf{e}_i, \mathbf{u})) \mathbb{E}_{D_n}(1 - \eta_{\mathbf{x}}) \geq 0$.

The above theorems state that under symmetric and asymmetric label noise, $R_{\mathcal{L}}^{\eta}(f^*) - R_{\mathcal{L}}^{\eta}(\hat{f})$ of four mentioned robust loss functions are bounded and if the difference is equal to 0, the loss function is noise-tolerant.

2.3. Limitations of Current Robust Loss Methods

It can be observed that all aforementioned robust loss functions contain hyperparameter(s), e.g., q in \mathcal{L}_{GCE} (Eq.(2)), γ_1, γ_2 in \mathcal{L}_{SL} (Eq.(3)),

λ , d in \mathcal{L}_{Poly} (Eq.(4)) and π_1 , π_2 in \mathcal{L}_{Poly} (Eq.(5)). For simplicity, we use $\mathcal{L}_{Robust}(f(\mathbf{x}_i; \mathbf{w}), \mathbf{y}_i; \Lambda)$ to represent robust loss, where Λ is the hyperparameter(s) of the robust loss function. Thus the classification network parameters are trained by optimizing the following empirical risk minimization problem under certain robust loss function:

$$\mathbf{w}^* = \arg \min_{\mathbf{w}} \frac{1}{N} \sum_{i=1}^N \mathcal{L}_{Robust}(f(\mathbf{x}_i; \mathbf{w}), \mathbf{y}_i; \Lambda). \quad (6)$$

For various classification tasks with noisy labels, it's necessary to choose proper hyperparameters Λ of robust loss functions to achieve noise tolerance. In fact, these hyperparameters Λ have certain physical meanings against noisy labels. For example, GCE and JS losses with the hyperparameter $q \rightarrow 1$ and $\pi_1 \rightarrow 1$ bring stronger noise tolerance, and reduce the negative influence of noisy labels (similar mechanism with MAE loss); while losses with the hyperparameter $q \rightarrow 0$ and $\pi_1 \rightarrow 0$ bring weaker noise tolerance, and increase the positive influence of clean labels (similar mechanism with CE loss). And the hyperparameters γ_1, γ_2 of SL can be regarded as the linear combination coefficients of CE and MAE losses. We can further analyze the former three robust losses from the perspective of gradients. Let's focus on the CE and MAE:

$$\begin{aligned} \frac{\partial \mathcal{L}_{CE}(f(\mathbf{x}_i; \mathbf{w}), \mathbf{y}_i)}{\partial \mathbf{w}} &= -\frac{1}{f_{\mathbf{y}_i}(\mathbf{x}_i; \mathbf{w})} \nabla_{\mathbf{w}} f_{\mathbf{y}_i}(\mathbf{x}_i; \mathbf{w}), \\ \frac{\partial \mathcal{L}_{MAE}(f(\mathbf{x}_i; \mathbf{w}), \mathbf{y}_i)}{\partial \mathbf{w}} &= -\nabla_{\mathbf{w}} f_{\mathbf{y}_i}(\mathbf{x}_i; \mathbf{w}). \end{aligned}$$

It is obvious that the gradient of CE has an additional weighted term $\frac{1}{f_{\mathbf{y}_i}(\mathbf{x}_i; \mathbf{w})}$ and it is beneficial to sufficiently learn the samples with lower prediction probabilities. However, the weighted term causes the overfitting issue on label noise because most simple noisy instances which have already classified to the groundtruth classes are regarded as difficult instances. The MAE, treating every sample equally, can weaken the effect of noisy label. Thus, the former three losses can control the similarity of CE and MAE to adjust the capability of noise robustness and sufficient learning, respectively. As for PloySoft loss, the hyperparameter λ can be regarded as the indicator of noisy labels, i.e., samples with CE losses larger than λ tend to be noisy labels, while samples with CE losses smaller than λ tend to be clean labels.

It can be seen that proper hyperparameter settings of these robust loss methods are helpful for reducing the influence of the samples with noisy labels, and hence inclines to achieve noise tolerance learning. However, these hyperparameters are instance-independent and shared for all training samples. It is unreasonable, however, to assume that all training samples have same hyperparameters against noisy labels, since in the meantime they tend to suppress the negative effect of noisy samples, they also unexpectedly incline to weaken the positive effect of clean samples. This may introduce a permanent hyperparameter(s) bias, which possibly leads to the issue that the learned classifier barely reaches the optimal performance. Furthermore, such noise unaware hyperparameters configuration is less flexible to adapt to different noise structure forms, such as noise rate, noise type and classes property. When we know insufficient knowledge underlying data or the label conditions are too complicated, it is hard to determine proper hyperparameters for these robust loss methods to improve noise tolerance.

2.4. Improving Noise Tolerance of Robust Loss via Noise-Awareness

To address the above issues, one proper idea is to assemble robust loss with instance-dependent hyperparameters, which aims to properly assign different hyperparameters for samples with noisy and clean labels, i.e., noise-awareness. Specifically, we re-write the robust loss function in Eq.(6) as:

$$\mathbf{w}^* = \arg \min_{\mathbf{w}} \frac{1}{N} \sum_{i=1}^N \mathcal{L}_{Robust}(f(\mathbf{x}_i; \mathbf{w}), \mathbf{y}_i; \Lambda(\mathbf{x}_i, \mathbf{y}_i)), \quad (7)$$

where the loss for each sample is equipped with the instance-dependent hyperparameter(s) $\Lambda(\mathbf{x}_i, \mathbf{y}_i)$. According to the special physical meaning of hyperparameters as explained in Section 2.3, it is expected to adaptively set appropriate hyperparameters on noisy samples for more suppressing their negative effect in training, while on clean samples to better amplify their positive effect during the learning process.

To illustrate this, we assemble robust loss with instance-dependent hyperparameters satisfying above requirements (i.e., oracle) to train different noisy label problems, e.g., symmetric noise, asymmetric noise and instance-dependent noise. As shown in Fig.2, compared with original robust losses equipped with instance-independent hyperparameters, such noise-aware robust losses obtain evidently performance improvements against noisy labels. Furthermore, we can theoretically prove that these noise-aware robust losses

possess stronger noise tolerance property than original ones in the following theorems. The detailed proofs are listed in the [Appendix A](#).

Theorem 3. *Under the symmetric noise with $\eta \leq 1 - \frac{1}{c}$, f^* is the global minimizer of $R_{\mathcal{L}}(f)$ and \hat{f} is the global minimizer of $R_{\mathcal{L}}^{\eta}(f)$, the following results hold:*

(1) *the GCE loss \mathcal{L}_G ($0 < q \leq 1$) in Eq.(2) satisfies $0 \leq R_{\mathcal{L}_G}^{\eta}(f^*) - R_{\mathcal{L}_G}^{\eta}(\hat{f}) \leq \frac{\eta}{c-1}$, and $\frac{-\eta}{c-1-c\eta+\eta} \geq R_{\mathcal{L}_G}(f^*) - R_{\mathcal{L}_G}(\hat{f}) \geq 0$ with instance-dependent hyperparameters under the assumption that hyperparameters of clean samples $q \rightarrow 0$ and hyperparameters of noisy samples are 1;*

(2) *the PolySoft loss \mathcal{L}_P in Eq.(4) are noise-tolerant with instance-dependent hyperparameters under the assumption that λ of noisy samples are less than \mathcal{L}_{CE} of noisy samples;*

(3) *the JS loss \mathcal{L}_J ($0 < \pi_1 < 1$) in Eq.(5) satisfies $0 \leq R_{\mathcal{L}_J}^{\eta}(f^*) - R_{\mathcal{L}_J}^{\eta}(\hat{f}) \leq \frac{\eta}{c-1}$, and $\frac{-\eta}{c-1-c\eta+\eta} \geq R_{\mathcal{L}_J}(f^*) - R_{\mathcal{L}_J}(\hat{f}) \geq 0$ with instance-dependent hyperparameters under the assumption that hyperparameters of clean samples $\pi_1 \rightarrow 0$ and hyperparameters of noisy samples $\pi_1 \rightarrow 1$.*

Thm.3 proves that under symmetric label noise, the $R_{\mathcal{L}}^{\eta}(f^*) - R_{\mathcal{L}}^{\eta}(\hat{f})$ of GCE and JS with oracle hyperparameter settings are bounded and PolySoft with oracle hyperparameter setting is noise-tolerant (Def.1).

Remark. The conclusions in Thm.1 state that $R_{\mathcal{L}}^{\eta}(f^*) - R_{\mathcal{L}}^{\eta}(\hat{f})$ and $R_{\mathcal{L}}(f^*) - R_{\mathcal{L}}(\hat{f})$ of GCE, PolySoft and JS under symmetric noise are bounded. We then show that these three losses with oracle hyperparameter configurations have tighter upper bounds. For GCE, the upper bounds of $R_{\mathcal{L}}^{\eta}(f^*) - R_{\mathcal{L}}^{\eta}(\hat{f})$ and $R_{\mathcal{L}}(f^*) - R_{\mathcal{L}}(\hat{f})$ are $\frac{\eta[c^{1-q}-1]}{q(c-1)}$ and $\frac{\eta[1-c^{(1-q)}]}{q(c-1-\eta c)}$. And the upper bounds proposed in Thm.3 are $\frac{\eta}{c-1}$ and $\frac{-\eta}{c-1-c\eta+\eta}$. As shown in Fig.3(a), we only need to compare the coefficients of upper bounds, i.e., $\frac{c^{1-q}-1}{q}$ and 1. It's obvious that with the number of class increasing, the proposed bound is tighter. Similarly, for JS, we compare 1 with $\sum_{i=1}^c \mathcal{L}(\mathbf{e}_i, \mathbf{e}_1) - \sum_{i=1}^c \mathcal{L}(\mathbf{e}_i, \mathbf{u})$ in Fig.3(b) and verify that JS loss with oracle hyperparameter setting has a tighter upper bound in most multi-classification cases. As for PloySoft loss, we achieve the ideal noise-tolerant property with the oracle hyperparameter setting, i.e., $R_{\mathcal{L}}^{\eta}(f^*) = R_{\mathcal{L}}^{\eta}(\hat{f})$ and $R_{\mathcal{L}}(f^*) = R_{\mathcal{L}}(\hat{f})$.

Theorem 4. *Under the class dependent noise when $\eta_{ij} < 1 - \eta_i, \forall j \neq i, \forall i, j \in [c]$, where $\eta_{ij} = p(\hat{\mathbf{y}} = \mathbf{e}_j | \mathbf{y} = \mathbf{e}_i)$, and $(1 - \eta_i) = p(\hat{\mathbf{y}} = \mathbf{e}_i | \mathbf{y} = \mathbf{e}_i)$, if $R_{\mathcal{L}}(f^*) = 0$, f^* is the global minimizer of $R_{\mathcal{L}}(f)$, the following results hold:*

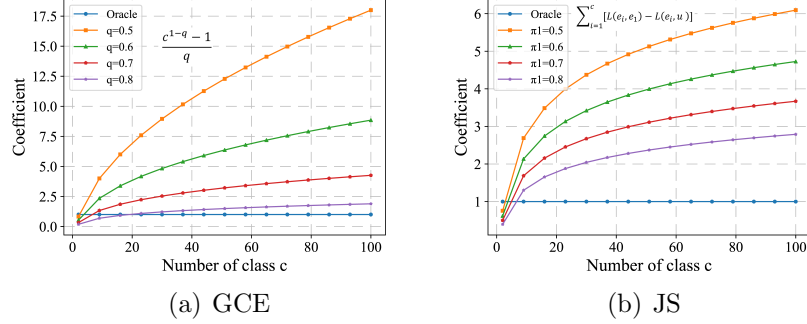


Figure 3: The upper bound’s coefficient of $R_{\mathcal{L}}^{\eta}(f^*) - R_{\mathcal{L}}^{\eta}(\hat{f})$ vs. the number of class of conventional robust loss ((a) GCE; (b) JS) and robust loss with oracle hyperparameter setting ((a) GCE; (b) JS).

- (1) the GCE loss \mathcal{L}_G ($0 < q \leq 1$) in Eq.(2) is noise-tolerant with instance-dependent hyperparameters under the assumption that hyperparameters of clean samples $q \rightarrow 0$ and hyperparameters of noisy samples are 1;
- (2) the PolySoft loss \mathcal{L}_P in Eq.(4) is noise-tolerant with instance-dependent hyperparameters under the assumption that λ of noisy samples are less than \mathcal{L}_{CE} of noisy samples;
- (3) the JS loss \mathcal{L}_J ($0 < \pi_1 < 1$) in Eq.(5) is noise-tolerant with instance-dependent hyperparameters under the assumption that hyperparameters of clean samples $\pi_1 \rightarrow 0$ and hyperparameters of noisy samples $\pi_1 \rightarrow 1$.

Thm.4 verifies that under class dependent label noise, GCE, PolySoft and JS with oracle hyperparameter configurations are noise-tolerant (Def.1) which is stronger than the conclusion in Thm.2 ($R_{\mathcal{L}}^{\eta}(f^*) - R_{\mathcal{L}}^{\eta}(\hat{f})$ has a upper bound). As for SL, it cannot be proved that $R_{\mathcal{L}}^{\eta}(f^*) - R_{\mathcal{L}}^{\eta}(\hat{f})$ is bounded because SL is unbounded. The noise robustness properties of SL are from the noise-tolerant loss RCE (a component of SL). We exhibit the theories of RCE in Thm.1(2) and Thm.2(2) which have been proved in [44].

3. Proposed Noise-Aware-Robust-Loss-Adjuster

As aforementioned, it has been demonstrated that noise-aware robust loss method is hopeful to possess stronger noise tolerance property and potential for adapting to different noisy labels problems. Hence the next problem is how to determine the instance-dependent hyperparameter(s) $\Lambda(\mathbf{x}_i, \mathbf{y}_i)$ for

each specific sample in Eq.(7) to achieve noise-aware robust loss. In this section, we will present our proposed method.

3.1. Overview of NARL-Adjuster

To the goal, one natural strategy is to directly learn the sample-wise hyperparameter $\Lambda(\mathbf{x}_i, \mathbf{y}_i)$ for robust loss. However, computational complexity of this strategy scales with the dataset size, making it infeasible especially for relatively large-scale datasets. To essentially alleviate this issue, we propose to learn the hyperparameter prediction function inspired by current meta learning techniques [48, 49, 50, 34]. Specifically, instead of using a unique setting of shared hyperparameters for all training samples, we employ a common hyperparameter prediction function to predict the sample-wise hyperparameters relying on the input information of each sample. We call the function Noise-Aware-Robust-Loss-Adjuster (NARL-Adjuster for easy reference), and denote $h : \mathcal{X} \times \mathcal{Y} \rightarrow \Phi$ as NARL-Adjuster, which maps each sample’s information (\mathbf{x}, \mathbf{y}) to its corresponding hyperparameter setting $\Lambda(\mathbf{x}, \mathbf{y}) \in \Phi$, i.e., $\Lambda(\mathbf{x}, \mathbf{y}) = h(\mathbf{x}, \mathbf{y}; \theta)$. Thus, the training objective equipped with novel robust loss can be written as:

$$\mathbf{w}^*(\theta) = \arg \min_{\mathbf{w}} \frac{1}{N} \sum_{i=1}^N \mathcal{L}_{Robust}(f(\mathbf{x}_i; \mathbf{w}), \mathbf{y}_i; h(\mathbf{x}_i, \mathbf{y}_i; \theta)). \quad (8)$$

NARL-Adjuster is hopeful to predict noise-aware hyperparameters specifically for different samples, and hence the novel robust loss is expected to be endowed with noise-aware ability of equipping different hyperparameters for clean and noisy samples, and results in better noise tolerance performance.

Now the learning variable is changed to the weight parameter of NARL-Adjuster h rather than hyperparameters of robust loss functions. In other word, we need to learn the weight θ of NARL-Adjuster h . Such formulation can bring the following potential merits:

- The NARL-Adjuster is functioned to summarize the underlying hyperparameter setting rule. Thus the NARL-Adjuster is potentially adaptable to different noisy-labels problems (Sections 4.1 and 4.2), since it is capable of adaptively predicting sample-wise hyperparameters conditioned on the information of samples.
- The learned NARL-Adjuster is plug-and-play, and can be directly deployed on unseen datasets to help predict proper hyperparameters,

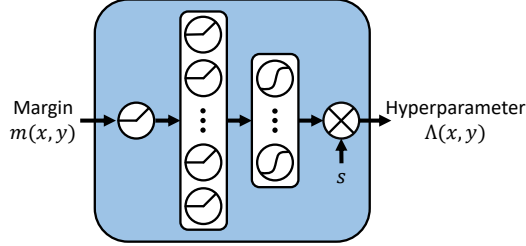


Figure 4: The structure of NARL-Adjuster.

without extra hyperparameters in the robust loss required to be tuned (Section 4.4).

- Once the architecture of h is determined, the parameter that needs to be learned is constant and not depend on the size of dataset. This makes it easily scale to relatively larger scale training datasets (Section 4.4).

3.2. Architecture and Objective Function of NARL-Adjuster

We design a meta-learner to parameterize the NARL-Adjuster and the structure is depicted in Fig.4. The NARL-Adjuster $h(m(\mathbf{x}, \mathbf{y}); \theta)$ outputs hyperparameter(s) $\Lambda(\mathbf{x}, \mathbf{y})$ for each sample, where $m(\mathbf{x}, \mathbf{y})$ is the specific input information to judge whether the instance has noisy label. Follow [12], we easily employ the margin $m(\mathbf{x}, \mathbf{y}) = \tilde{f}_y(\mathbf{x}; \mathbf{w}) - \max_{j \neq y} \tilde{f}_j(\mathbf{x}; \mathbf{w})$ as the instance information, where $\tilde{f}(\mathbf{x}; \mathbf{w})$ represents the classifier without a softmax output layer. The margin so calculated is essentially with the properties that if the margin is less than 0, the instance is considered to be classified into the wrong class. On the contrary, the classifier tends to make a right prediction. At every iteration of classifier, $h(m(\mathbf{x}, \mathbf{y}); \theta)$ can learn an explicit instance-hyperparameter dependent relationship, such that the NARL-Adjuster can automatically predict sample-wise hyperparameter(s) relying on the evolving margin of samples. The whole forward computing process can be written as:

$$\Lambda(\mathbf{x}, \mathbf{y}) = s \times \sigma(W_2^T \text{ReLU}(W_1^T m(\mathbf{x}, \mathbf{y}))),$$

where σ and ReLU are the Sigmoid and ReLU activation functions, respectively. $\theta = (W_1, W_2)$ is parameter of NARL-Adjuster, where $W_1 \in \mathbb{R}^{1 \times d}$ and

$W_2 \in \mathbb{R}^{d \times d'}$ are parameters of the first and second fully-connected layers of the adopted meta-learner, $d = 100$ is the number of nodes in hidden layer and d' is the number of output nodes which is the same as the number of hyperparameters included in the robust loss function. In order to control the range of hyperparameters, we use a scale vector s to multiply the sigmoid output. We expect to utilize the approximation ability of the meta-learner to learn the noise-aware hyperparameter prediction function.

The parameters contained in NARL-Adjuster can be learned by using the general meta-learning solving techniques [66, 67, 48, 21, 68, 49]. Specifically, assume that we have a small amount meta-data set (i.e., with clean labels) $D_{meta} = \{\mathbf{x}_i^{(m)}, \mathbf{y}_i^{(m)}\}_{i=1}^M$, representing the meta-knowledge of groundtruth sample-label distribution, where M is the number of meta-samples, and $M \ll N$. We can then formulate a meta-loss minimization problem with respect to θ as:

$$\theta^* = \arg \min_{\theta} \frac{1}{M} \sum_{i=1}^M \mathcal{L}_{Meta}(f(\mathbf{x}_i^{(m)}; \mathbf{w}^*(\theta)), \mathbf{y}_i^{(m)}), \quad (9)$$

where \mathcal{L}_{Meta} usually uses the CE loss calculated on meta-data.

3.3. Learning Algorithm of NARL-Adjuster

3.3.1. Meta-Train: Summarizing the underlying hyperparameter setting rule

The NARL-Adjuster can be meta-trained to improve the noise tolerance ability of robust loss by solving the bilevel optimization problem as Eq.(8) and Eq.(9). The objective function is the standard bi-level optimization problem [69], where Eq.(8) and (9) are inner and outer optimization problems, respectively. It is expensive to obtain the exact solution of \mathbf{w}^* and θ^* by calculating two nested loops of optimization. Here we adopt an online approximation strategy [48, 21] to jointly update parameters of both classifier network and NARL-Adjuster in an iterative manner to guarantee the efficiency of the algorithm. Concretely, the updating process is as follows:

Updating θ . At iteration step t , we need to update NARL-Adjuster parameter $\theta^{(t)}$ on the basis of the classifier parameter $\mathbf{w}^{(t-1)}$ and $\theta^{(t-1)}$ obtained in the last iteration by minimizing the meta loss defined in Eq.(9). SGD is employed to optimize the θ on m mini-batch samples \tilde{D}_m from D_{meta} , i.e.,

$$\theta^{(t)} = \theta^{(t-1)} - \frac{\beta}{m} \sum_{i=1}^m \nabla_{\theta} L_{Meta}^i(\tilde{\mathbf{w}}^{(t)}(\theta))|_{\theta^{(t-1)}}, \quad (10)$$

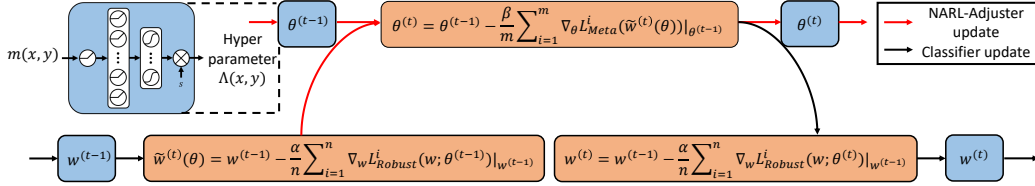


Figure 5: Main flowchart of the proposed NARL-Adjuster meta-train algorithm.

where the following equation is used to formulate $\tilde{\mathbf{w}}^{(t)}$ on n mini-batch training samples D_n from D :

$$\tilde{\mathbf{w}}^{(t)}(\theta) = \mathbf{w}^{(t-1)} - \frac{\alpha}{n} \sum_{i=1}^n \nabla_{\mathbf{w}} L_{Robust}^i(\mathbf{w}; \theta^{(t-1)})|_{\mathbf{w}^{(t-1)}}, \quad (11)$$

where α, β are the step sizes, $L_{Meta}^i(\tilde{\mathbf{w}}^{(t)}(\theta)) = \mathcal{L}_{Meta}(f(\mathbf{x}_i^{(m)}; \tilde{\mathbf{w}}^{(t)}(\theta)), \mathbf{y}_i^{(m)})$ and $L_{Robust}^i(\mathbf{w}; \theta) = \mathcal{L}_{Robust}(f(\mathbf{x}_i; \mathbf{w}), \mathbf{y}_i; h(m(\mathbf{x}_i, \mathbf{y}_i); \theta))$.

Updating \mathbf{w} . With the NARL-Adjuster parameter $\theta^{(t)}$, the classifier parameters $\mathbf{w}^{(t)}$ can then be updated by:

$$\mathbf{w}^{(t)} = \mathbf{w}^{(t-1)} - \frac{\alpha}{n} \sum_{i=1}^n \nabla_{\mathbf{w}} L_{Robust}^i(\mathbf{w}; \theta^{(t)})|_{\mathbf{w}^{(t-1)}}. \quad (12)$$

The algorithm in the meta-train stage can then be summarized in Algorithm 1, and the diagram is shown in Fig.5. Considering the step-wise optimization for θ is expensive, we attempt to update θ once after updating \mathbf{w} several steps (T_{Meta}). All computations of gradients can be efficiently implemented by automatic differentiation techniques and easily generalized to any deep learning architectures. The algorithm can be easily implemented using popular deep learning frameworks like PyTorch [70]. The algorithm can then be easily integrated with any robust loss functions to improve their noise tolerance property. Specifically, we denote algorithms integrated with robust losses defined in Eq.(2), (3), (4) and (5) as A-GCE, A-SL, A-PolySoft and A-JS algorithms, respectively.

3.3.2. Meta-Test: Deploying the learned NARL-Adjuster on unseen datasets

The meta-learned NARL-Adjuster has extracted the hyperparameter setting rule, which is expected to set hyperparameters of robust loss on novel noisy label classification tasks without extra robust loss hyperparameters required to be tuned. In order to better maintain the hyperparameter adjusting

Algorithm 1 The Meta-Train Algorithm of NARL-Adjuster

Input: Training data D , meta-data set D_{Meta} , batch size n, m , max iterations T , updating period T_{meta} .

Output: Classifier network parameter $\mathbf{w}^{(T)}$ and NARL-Adjuster parameter $\theta^{(T)}$, $k \in K \subset \{1, \dots, T\}$.

- 1: Initialize classifier network parameter $\mathbf{w}^{(0)}$ and NARL-Adjuster parameter $\theta^{(0)}$.
 - 2: **for** $t = 0$ to $T - 1$ **do**
 - 3: $\{\mathbf{x}, \mathbf{y}\} \leftarrow \text{SampleMiniBatch}(D, n)$.
 - 4: **if** $t \% T_{Meta} = 0$, **then**
 - 5: Calculate $\tilde{\mathbf{w}}^{(t)}(\theta)$ by Eq.(11).
 - 6: $\{\mathbf{x}^{(m)}, \mathbf{y}^{(m)}\} \leftarrow \text{SampleMiniBatch}(D_{Meta}, m)$.
 - 7: Update $\theta^{(t+1)}$ by Eq.(10).
 - 8: **end if**
 - 9: Update $\mathbf{w}^{(t+1)}$ by Eq.(12).
 - 10: **end for**
-

Algorithm 2 The Meta-Test Algorithm of NARL-Adjuster

Input: Training data D_{New} , batch size n , max iterations T , meta-learned NARL-Adjuster $h(\cdot; \theta^{(k)})$, $k \in K$.

Output: Classifier network parameter $\xi^{(T)}$.

- 1: **for** $t = 0$ to $T - 1$ **do**
 - 2: $\{\mathbf{x}, \mathbf{y}\} \leftarrow \text{SampleMiniBatch}(D_{New}, n)$.
 - 3: Compute the margin $m(\mathbf{x}, \mathbf{y})$, and then NARL-Adjuster predicts the hyperparameters $h(m(\mathbf{x}, \mathbf{y}); \theta^{(k)})$ of robust loss for current iteration.
 - 4: Update $\xi^{(t+1)}$ by Eq.(12).
 - 5: **end for**
-

dynamics in the meta-train stage, we more prefer to restore several NARL-Adjuster forms with parameters $\theta^{(k)}$, $k \in K \subset \{1, \dots, T\}$ (e.g., $\theta^{(\frac{T}{3})}, \theta^{(\frac{2T}{3})}, \theta^{(T)}$ are employed in our experiments) and dynamically adopt specific ones along different range of classifier training stage in Meta-Test. Hence the parameters ξ of new classifier network are updated by,

$$\xi^{(t+1)} = \xi^{(t)} - \frac{\eta}{n} \sum_{i=1}^n \nabla_{\xi} L_{Robust}^i(\xi; \theta^{(k)})|_{\xi^{(t)}}, \quad (13)$$

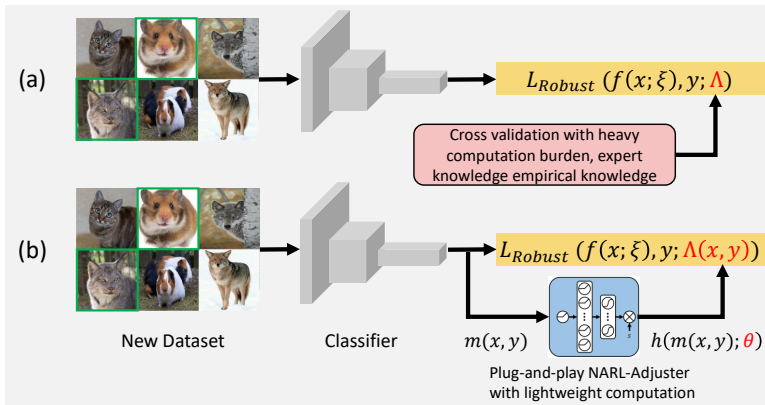


Figure 6: The comparison of the forward process of (a) conventional robust loss methods and (b) meta-testing algorithm.

where $\theta^{(k)}$, $k \in K$ is the parameters of the subset of the NARL-Adjusters. The whole meta-test process refers to Algorithm 2, and the concrete diagram is shown in Fig.6. It can be seen that the meta-learned NARL-Adjuster is hopeful to be useful in practical problems as it requires negligible increase in the parameter size and small transferrable cost for new tasks compared with conventional robust loss methods with hyperparameters required to be manually pre-specified.

4. Experiments

To evaluate the capability of the NARL-Adjuster algorithm, firstly, we conduct experiments on CIFAR-10, CIFAR-100 with synthetic symmetric, asymmetric (Section 4.1) and instance-dependent label noises (Section 4.2) to justify whether our approach can learn suitable hyperparameter prediction functions under various noise structures. Secondly, we analyze how NARL-Adjuster improve noise tolerance of robust loss functions in Section 4.3. At last, we transfer the meta-learned NARL-Adjuster to unseen datasets with noisy labels, such as relatively large-scale datasets TinyImageNet and real-world noisy datasets ANIMAL-10N, Food-101N and Clothing1M, demonstrating its the transferability in Section 4.4.

4.1. Instance-Independent Label Noise

Datasets. We first verify the effectiveness of our NARL-Adjuster to learn proper hyperparameter prediction functions on two benchmark datasets:

CIFAR-10 and CIFAR-100 [71], consisting of 32×32 color images arranged in 10 and 100 classes, respectively. Both datasets contain 50,000 training and 10,000 test images. We randomly select 1,000 clean images in the validation set as meta data. These datasets are popularly used for evaluation of learning with noisy labels in the previous literatures [72, 25, 24]. We test two types of label noise: symmetric noise and asymmetric (class-dependent) noise. Symmetric noisy labels are generated by flipping the labels of a given proportion of training samples to one of the other class labels uniformly [3]. For asymmetric noisy labels, we use the setting in [25], generating the label noise by mapping TRUCK \rightarrow AUTOMOBILE, BIRD \rightarrow AIRPLANE, DEER \rightarrow HORSE, and CAT \rightarrow DOG with a given probability for CIFAR-10. Also, we consider a more realistic hierarchical corruption in CIFAR-100 as described in [26], which applies uniform corruption only to semantically similar classes.

Baselines. We compare NARL-Adjuster algorithm with the following typical methods on handling noisy label datasets, and implement all methods with default settings in the original paper by PyTorch. 1) **CE**, which uses CE loss to train the DNNs on datasets with noisy labels. 2) **Forward** [25], which corrects the prediction by the label transition matrix. 3) **Meta-Weight-Net** [21], which uses an MLP net to learn the weighting function in a data-driven fashion, representing the SOTA sample weighting methods. 4) **PolySoft** [46], 5) **GCE** [43], 6) **SL** [44], 7) **JS** [47] are four representative robust loss methods. The meta data in these methods are used as validation set for cross-validation to search the best hyperparameters except for Meta-Weight-Net.

Experimental setup. We use ResNet-32 [2] as our classifier network models for CIFAR-10 and CIFAR-100 datasets. And we train the classifiers with SGD, at an initial learning rate 0.1 and a momentum 0.9, a weight decay 5×10^{-4} with mini-batch size 100. For our proposed methods, ResNet-32 models, the learning rate decays 0.1 at 80 epochs and 100 epochs for a total of 120 epochs for CIFAR10 (at 80 epochs and 120 epochs for a total of 150 epochs for CIFAR100). The architecture of NARL-Adjuster is illustrated in Section 3.1. The initialization of NARL-Adjuster follows the default setting in Pytorch. We train NARL-Adjuster with Adam optimizer, and set the learning rate as 1×10^{-3} , and the weight decay as 1×10^{-4} . NARL-Adjuster predicts sample-wise hyperparameters for robust loss function in each iteration and it is updated every 10 iterations ($T_{meta} = 10$).

Results. The classification accuracy of CIFAR-10 and CIFAR-100 under

Table 1: Test accuracy (%) of competing methods on CIFAR-10, CIFAR-100 under instance-independent noise. The best results are in bold.

| Datasets | Methods | Symmetric Noise | | | | Asymmetric Noise | |
|------------|------------|--------------------------------------|--------------------------------------|--------------------------------------|--------------------------------------|--------------------------------------|--------------------------------------|
| | | 0 | 0.2 | 0.4 | 0.6 | 0.2 | 0.4 |
| CIFAR-10 | CE | 93.11 ± 0.11 | 87.77 ± 0.10 | 84.13 ± 0.27 | 78.90 ± 0.34 | 88.93 ± 0.24 | 82.18 ± 0.92 |
| | Forward | 92.75 ± 0.08 | 88.72 ± 0.09 | 84.94 ± 0.27 | 79.33 ± 0.29 | 89.30 ± 0.22 | 85.68 ± 0.55 |
| | MW-Net | 92.85 ± 0.17 | 90.09 ± 0.38 | 87.27 ± 0.34 | 82.50 ± 0.53 | 90.80 ± 0.32 | 87.27 ± 0.58 |
| | GCE | 91.11 ± 0.13 | 89.87 ± 0.05 | 87.19 ± 0.29 | 83.16 ± 0.19 | 89.82 ± 0.13 | 83.12 ± 0.94 |
| | A-GCE | 92.88 ± 0.16 ^{†1.77} | 90.72 ± 0.12 ^{†0.85} | 88.19 ± 0.13 ^{†1.00} | 83.36 ± 0.14 ^{†0.20} | 91.56 ± 0.12 ^{†1.74} | 88.08 ± 0.28 ^{†4.96} |
| | SL | 89.37 ± 0.12 | 88.51 ± 0.19 | 86.38 ± 0.24 | 82.07 ± 0.36 | 88.20 ± 0.13 | 81.93 ± 0.49 |
| | A-SL | 91.51 ± 0.20 ^{†2.14} | 89.96 ± 0.10 ^{†1.45} | 87.07 ± 0.28 ^{†0.69} | 82.66 ± 0.20 ^{†0.59} | 90.34 ± 0.26 ^{†2.14} | 83.41 ± 0.77 ^{†1.48} |
| | PolySoft | 91.84 ± 0.05 | 90.11 ± 0.11 | 86.74 ± 0.08 | 79.25 ± 0.16 | 89.47 ± 0.21 | 86.18 ± 0.24 |
| | A-PolySoft | 92.95 ± 0.13 ^{†1.11} | 90.71 ± 0.16 ^{†0.60} | 87.80 ± 1.06 ^{†0.99} | 83.65 ± 1.06 ^{†4.40} | 91.16 ± 0.18 ^{†1.69} | 87.55 ± 0.53 ^{†1.37} |
| | JS | 92.72 ± 0.05 | 89.75 ± 0.15 | 87.62 ± 0.08 | 82.78 ± 0.17 | 90.27 ± 0.16 | 86.65 ± 0.30 |
| | A-JS | 92.84 ± 0.15 ^{†0.12} | 90.73 ± 0.03 ^{†0.98} | 88.11 ± 0.12 ^{†0.49} | 83.02 ± 0.18 ^{†0.24} | 90.99 ± 0.21 ^{†0.72} | 87.98 ± 0.34 ^{†1.33} |
| | CIFAR-100 | CE | 70.56 ± 0.17 | 62.62 ± 0.36 | 55.22 ± 0.46 | 44.00 ± 0.47 | 64.25 ± 0.32 |
| Forward | | 69.31 ± 0.21 | 62.56 ± 0.15 | 55.71 ± 0.12 | 44.70 ± 0.57 | 64.50 ± 0.21 | 60.02 ± 0.16 |
| MW-Net | | 70.74 ± 0.17 | 66.58 ± 0.34 | 59.07 ± 0.57 | 55.47 ± 0.45 | 65.72 ± 0.16 | 60.71 ± 0.10 |
| GCE | | 68.49 ± 0.17 | 65.78 ± 0.22 | 62.39 ± 0.38 | 52.86 ± 0.41 | 65.71 ± 0.18 | 60.11 ± 0.27 |
| A-GCE | | 70.99 ± 0.26 ^{†2.50} | 67.22 ± 0.31 ^{†1.44} | 62.83 ± 0.13 ^{†0.44} | 55.95 ± 0.15 ^{†3.09} | 66.39 ± 0.08 ^{†0.68} | 62.14 ± 0.28 ^{†2.03} |
| SL | | 67.80 ± 0.49 | 59.86 ± 0.45 | 53.96 ± 0.66 | 44.61 ± 0.84 | 60.86 ± 0.61 | 57.74 ± 0.23 |
| A-SL | | 70.38 ± 0.12 ^{†2.58} | 65.26 ± 0.22 ^{†5.40} | 58.71 ± 0.62 ^{†4.75} | 48.59 ± 0.31 ^{†3.98} | 65.52 ± 0.24 ^{†4.66} | 57.75 ± 0.32 |
| Ployoft | | 69.60 ± 0.07 | 65.73 ± 0.20 | 62.90 ± 0.10 | 54.64 ± 0.26 | 63.89 ± 0.22 | 61.08 ± 0.13 |
| A-PloySoft | | 70.83 ± 0.12 ^{†1.23} | 67.70 ± 0.18 ^{†1.97} | 63.64 ± 0.16 ^{†0.74} | 56.82 ± 0.25 ^{†2.18} | 66.61 ± 0.13 ^{†2.72} | 62.30 ± 0.22 ^{†1.22} |
| JS | | 70.56 ± 0.10 | 67.72 ± 0.23 | 62.74 ± 0.18 | 54.48 ± 0.33 | 61.81 ± 0.08 | 58.63 ± 0.18 |
| A-JS | | 71.18 ± 0.14 ^{†0.62} | 68.25 ± 0.09 ^{†0.53} | 63.48 ± 0.18 ^{†0.74} | 56.22 ± 0.24 ^{†1.74} | 66.54 ± 0.14 ^{†4.73} | 62.92 ± 0.26 ^{†4.29} |

symmetric and asymmetric noise cases are reported in Table 1 and we use the average results of last 5 epochs. As can be seen, our NARL-Adjuster algorithm (in color blue) gets a performance gain on the original algorithm for almost all noise rates, noise types on all datasets (as indicated by the footnotes). Combining Table 1, it can be observed that: 1) Compared with other methods, A-JS has the best performances on Cifar-100 under various noisy setting. 2) SL drops more quickly on CIFAR-100 than CIFAR-10, and A-SL improves the accuracy more evidently, around 5% points on CIFAR-100 under several noise rates. 3) A-PolySoft outperforms the SOTA sample reweighting method Meta-Weight-Net, possibly caused by its monotonically decreasing form of robust loss, making it noise robust, as illustrated in Section 4.3. 4) When dealing with different types of label noise, the performance of original robust losses fluctuate significantly, but robust losses with instance-dependent hyperparameters can maintain relatively low performance degradation. 5) With the noise rate increasing, the performance of conventional

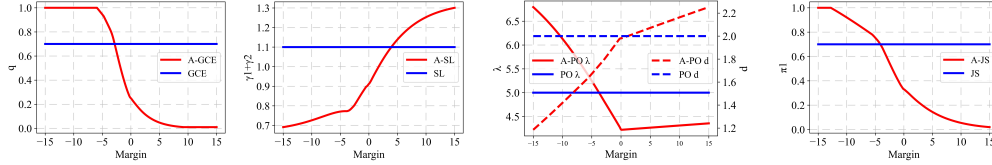


Figure 7: The hyperparameter value vs. the margin of original robust losses (from left to right: GCE; SL; PolySoft; JS) and robust losses equipped with learned instance-dependent hyperparameter configurations (from left to right: A-GCE; A-SL; A-PolySoft; A-JS) on CIFAR-10 dataset under 40% symmetric noise. The detailed definition of margin is in Section 3.2.

robust losses drops quickly and the proposed method can mitigate this phenomenon to some extent, especially on CIFAR-100. Both 4) and 5) reflect that NARL-Adjuster can improve noise tolerance of conventional robust loss methods on different noise structure forms via noise-awareness which is detailedly exhibited in Fig.7: for the involved four robust losses, comparing to conventional unique hyperparameter presettings over all samples, the proposed approach learn a more sensible mapping relationship between the noise information of samples, i.e. margin, and hyperparameters controlling the robustness extents against noise labels.

4.2. Instance-dependent Label Noise

Datasets. We follow the instance-dependent label noise generation scheme presented in [73]. Firstly, we use a truncated normal distribution $N(\eta, 0.1^2, [0.1])$ to sample the flip rate q for sample $(\mathbf{x}_i, \mathbf{y}_i)$, where $[0.1]$ is the range of flip rate and η is the global noise rate. Then, we sample a tensor W with the size $s \times c$ from a standard normal distribution for every sample, where s is the length of sample (we change the dimension of the feature to $1 \times s$). And we acquire the flip rate for each class by calculating $\mathbf{p} = q \cdot \text{softmax}(\mathbf{x}_i \cdot W)$ with the $(\mathbf{x}_i \cdot W)_{\mathbf{y}_i} = -\infty$. At last, we denote the $\mathbf{p}_{\mathbf{y}_i} = 1 - q$ to make sure the sum of each components of \mathbf{p} is 1 and the noisy label of the sample can be generated by applying the probability vector \mathbf{p} .

Experimental setup. Following [73], we use ResNet-34 [2] as our classifier network models for CIFAR-10 and CIFAR-100 datasets with instance-dependent noisy labels. And we train the classifiers with SGD, at an initial learning rate 0.01 and a momentum 0.9, a weight decay 1×10^{-4} with mini-batch size 128. The learning rate decays 0.1 at 40 epochs and 80 epochs for a total of 100 epochs. We train NARL-Adjuster with Adam optimizer, and

Table 2: Test accuracy (%) of competing methods on CIFAR-10, CIFAR100 under instance-dependent noise. The best results are in bold.

| Dataset | Methods | Instances Noise | | | |
|-----------|-------------------------------|--------------------------------------|--------------------------------------|--------------------------------------|---------------------------------------|
| | | 0.2 | 0.3 | 0.4 | 0.5 |
| CIFAR-10 | CE | 75.37 ± 0.65 | 65.08 ± 0.46 | 55.02 ± 0.57 | 43.62 ± 0.81 |
| | Forward | 75.68 ± 0.48 | 66.17 ± 0.50 | 54.83 ± 0.93 | 43.86 ± 0.32 |
| | MW-Net | 85.35 ± 0.15 | 78.64 ± 0.25 | 71.84 ± 0.53 | 44.81 ± 2.85 |
| | GCE | 84.31 ± 0.21 | 74.15 ± 0.53 | 57.41 ± 0.34 | 43.18 ± 1.24 |
| | A-GCE | 85.18 ± 0.17 ^{†0.87} | 78.67 ± 0.18 ^{†4.52} | 64.22 ± 0.25 ^{†6.81} | 45.74 ± 0.92 ^{†2.56} |
| | SL | 83.16 ± 0.43 | 74.01 ± 0.60 | 58.34 ± 0.52 | 41.79 ± 0.62 |
| | A-SL | 86.50 ± 0.15 ^{†2.34} | 82.20 ± 0.31 ^{†8.19} | 62.82 ± 0.32 ^{†4.48} | 42.91 ± 0.38 ^{†1.12} |
| | PolySoft | 77.25 ± 0.39 | 66.95 ± 0.52 | 54.87 ± 0.92 | 44.01 ± 1.00 |
| | A-PolySoft | 84.28 ± 0.19 ^{†7.03} | 78.64 ± 0.18 ^{†11.69} | 70.47 ± 0.31 ^{†15.60} | 54.89 ± 0.54 ^{†10.88} |
| | JS | 83.31 ± 0.18 | 72.09 ± 0.35 | 60.59 ± 1.24 | 43.05 ± 0.40 |
| A-JS | 84.84 ± 0.23 ^{†1.53} | 78.40 ± 0.17 ^{†6.31} | 63.82 ± 0.41 ^{†3.23} | 44.31 ± 0.41 ^{†1.26} | |
| CIFAR-100 | CE | 57.08 ± 0.11 | 48.60 ± 0.10 | 38.95 ± 0.24 | 29.38 ± 0.22 |
| | Forward | 57.88 ± 0.16 | 48.76 ± 0.27 | 39.32 ± 0.27 | 29.81 ± 0.50 |
| | MW-Net | 60.74 ± 0.17 | 52.48 ± 0.18 | 40.10 ± 0.42 | 30.25 ± 0.31 |
| | GCE | 58.77 ± 0.14 | 48.85 ± 0.20 | 38.74 ± 0.13 | 28.59 ± 0.30 |
| | A-GCE | 59.69 ± 0.24 ^{†0.92} | 50.37 ± 0.32 ^{†1.52} | 39.66 ± 0.32 ^{†0.92} | 30.42 ± 0.16 ^{†0.83} |
| | SL | 57.84 ± 0.19 | 49.37 ± 0.08 | 38.84 ± 0.18 | 29.17 ± 0.35 |
| | A-SL | 61.11 ± 0.11 ^{†3.27} | 51.14 ± 0.24 ^{†1.77} | 39.35 ± 0.21 ^{†0.51} | 30.60 ± 0.23 ^{†1.43} |
| | PolySoft | 56.73 ± 0.10 | 48.52 ± 0.31 | 39.35 ± 0.19 | 29.64 ± 0.25 |
| | A-PolySoft | 61.49 ± 0.09 ^{†4.76} | 53.48 ± 0.21 ^{†4.96} | 46.57 ± 0.12 ^{†7.22} | 30.22 ± 0.15 ^{†0.58} |
| | JS | 56.57 ± 0.16 | 48.73 ± 0.35 | 38.92 ± 0.26 | 29.66 ± 0.25 |
| A-JS | 60.27 ± 0.28 ^{†3.70} | 51.91 ± 0.17 ^{†3.18} | 39.81 ± 0.40 ^{†0.89} | 29.70 ± 0.28 | |

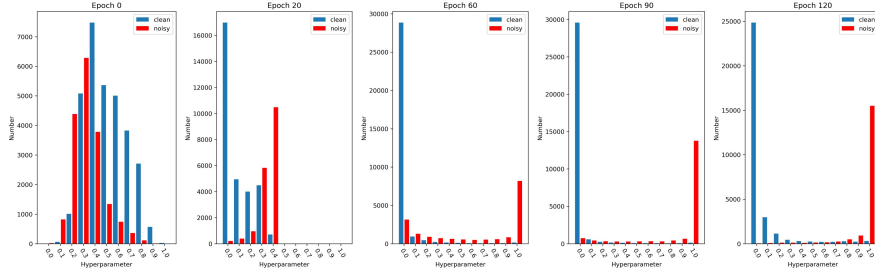
set the learning rate as 1×10^{-3} . The update frequency of NARL-Adjuster is the same as the setting for instance-independent label noise ($T_{meta} = 10$).

Results. Table 2 exhibits the classification accuracy of different competing methods under instance-dependent noise and we use the results of last 5 epochs. It can be seen that the results of the proposed approach is evidently better than other competing robust loss functions with conventional hyperparameter setting rules. As shown in Table 2: 1) Compared to other conventional robust loss, the PolySoft loss performs relatively worse when noise rate is less than 0.5 on CIFAR-10, and A-PolySoft outstandingly improves the accuracy, over 10% under different noise rates. Besides, A-

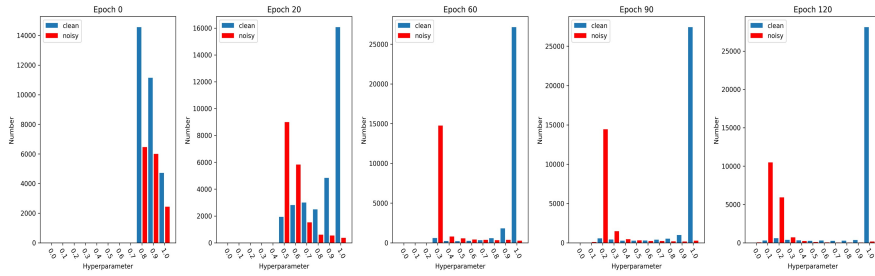
PolySoft shows the best results on CIFAR-100 under almost all noise rates. 2) When the noise rate is less than 0.4 on CIFAR-10, the performance of A-SL is the best. The performance of SL drops fast as the noise rate exceeds 0.4, but other three robust loss functions with instance-dependent hyperparameters can still maintain better results, especially A-PolySoft which improves over 10% on CIFAR-10 with 50% noise rate. 3) Comparing to symmetric and asymmetric label noise, instance-dependent label noise is more complex and the performance of original robust losses drops sharply. The proposed noise-aware robust losses reduce performance degradation due to noise type changes. 4) Similar to instance-independent noise, the results of conventional robust losses on instance-dependent noise degrades significantly as the noise rate rises and the instance-dependent hyperparameters help robust losses reduce the negative effects brought by the change of noise rate. The phenomena involved in (3) and (4) verify that under the more complicated instance-dependent label noise, the noise-awareness (as shown in Fig.1) can also be conducive to improving the noise-tolerant ability of robust losses. Besides, it can be found that the results in Section 4.1 and Section 4.2 is closer to the performance of oracle situation in Fig. 2.

4.3. Towards Understanding of NARL-Adjuster Algorithm

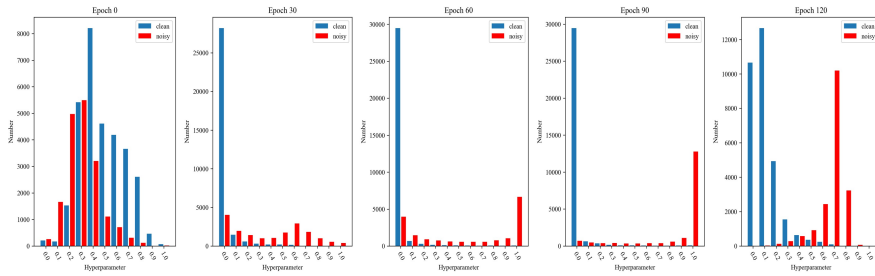
The noise-awareness of robust loss. We have verified the validity and rationality of the oracle hyperparameter settings from both theoretical (Section 2) and experimental (Section 4.1 and 4.2) perspectives. The oracle hyperparameter settings for different robust loss functions are as follows: for GCE and JS, the hyperparameter of clean data $q, \pi_1 \rightarrow 0$ and the hyperparameter of noisy data $q = 1$ and $\pi_1 \rightarrow 1$; since SL can be considered as the linear combination of CE and MAE, the coefficient of CE loss on clean samples should be larger than those on noisy samples. As shown in Fig.8(a-c), in intermediate and latter stages of the training process, the learned instance-dependent hyperparameters achieve this goal to a certain extent. Most clean samples and noisy samples are properly separated and equipped with hyperparameters representing noise robustness and capability to learn sufficiently. Compared to instance-independent hyperparameter, this hyperparameter distribution reflects that the proposed algorithm realizes amplifying the positive influences of clean samples and suppressing the negative influences of noisy samples which enhances the robust loss functions to be noise-aware.



(a) A-GCE



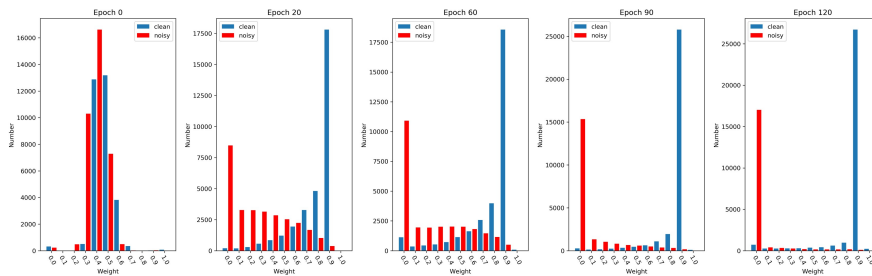
(b) A-SL



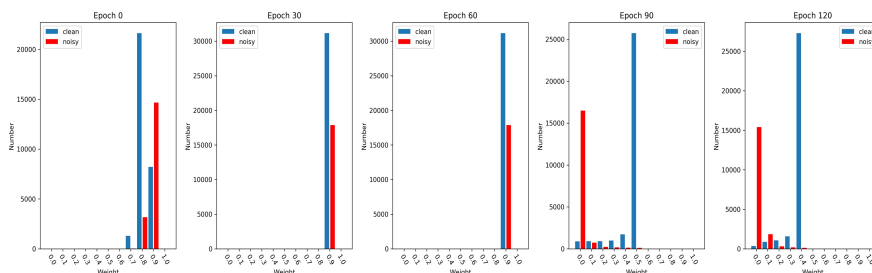
(c) A-JS

Figure 8: Sample hyperparameter distribution on CIFAR-10 dataset under 40% uniform noise experiments during meta-train process. (a)-(c) present the sample hyperparameters produced by A-GCE, A-SL and A-JS (we exhibit $\frac{\gamma_1}{\gamma_2}$ for A-SL).

Reweighting mechanism visualization. To better understand why our algorithm contributes to learn more robust models during training, we plot the weight distribution variations of clean and noisy training samples during the learning process of A-PolySoft in Fig.9(a-b). To better visualize this point, we also compare such weight distribution of Meta-Weight-Net. It can be seen that the weights extracted by A-PolySoft clearly distinguish clean



(a) A-PolySoft



(b) Meta-Weight-Net

Figure 9: Sample weight distribution on CIFAR-10 dataset under 40% uniform noise experiments during meta-train process. (a)-(b) show the sample weights produced by A-PolySoft and Meta-Weight-Net, respectively.

and noisy samples, much more evident than those obtained by Meta-Weight-Net. Specifically, during the training process of our algorithm, the weights of clean samples are with larger values gradually than those on noisy ones (most approximates 0), and thus the negative influence of these noisy labels tends to be effectively reduced. This clearly explains why our algorithm is able to consistently outperform the Mete-Weight-Net.

The training loss variation. In Section 2.4, we have demonstrated that robust losses with oracle hyperparameter settings have better theoretical properties of robustness. And as shown in Fig.8, the proposed algorithm gradually approaches the oracle settings in practice. Here, we try to verify the value of theory via observing the variation of training loss. In Fig.10, with epoch increasing, the training losses of A-GCE and A-JS continue to decrease and finally lower than that of conventional robust losses which means the proposed approach may find a better solution.

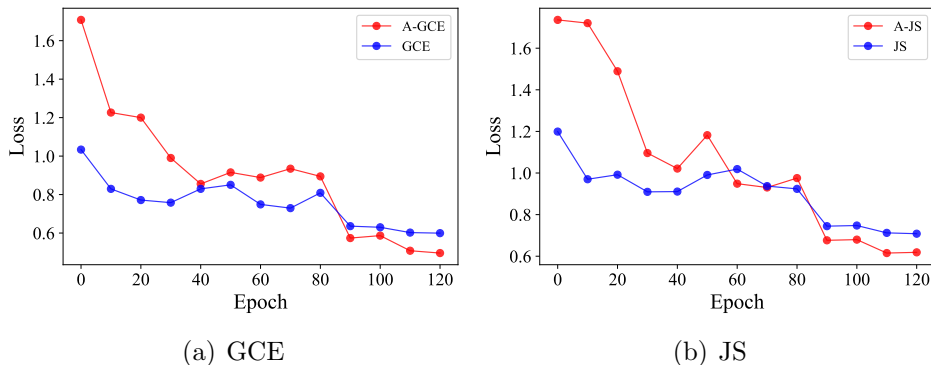


Figure 10: The training loss vs. epoch of conventional robust loss ((a) GCE; (b) JS) and robust loss with meta-learned hyperparameter setting ((a) A-GCE; (b) A-JS) on CIAFR-10 dataset under 40% uniform noise.

4.4. Meta-Test: Deploying our meta-learned NARL-Adjuster on unseen datasets

As alluded to above, our NARL-Adjuster with an explicit parameterized structure is able to learn the common hyperparameter setting rule for various noisy label problems. This fine property implies that our meta-learned NARL-Adjuster is potentially transferrable, and can be directly deployed on unseen noisy label tasks in a plug-and-play way. To this goal, we attempt to learn a suitable NARL-Adjuster from relatively small-scale datasets, for example, CIFAR-10, and transferably use meta-learned NARL-Adjuster as a off-the-shelf robust loss setting regime for larger datasets or real datasets. Specifically speaking, in order to alleviate meta-learned NARL-Adjuster overfitting on specific noise rate or noise type, we adopt a multi-task framework followed current meta-learning setting [49] containing 9 datasets (CIFAR-10) with three noise types under three noise rates (20%, 40% and 60%) in meta-train stage. The experimental setup is the same as Section 4.1 except the learning rate decays 0.1 at 40 epochs and 50 epochs for a total of 60 epochs. We then deploy meta-learned NARL-Adjuster on new classification tasks with noisy labels to validate its transferability.

Datasets. We firstly verify the transferability of meta-learned NARL-Adjuster on a larger and harder dataset called TinyImageNet (T-ImageNet briefly), containing 200 classes with 100K training, 10K validation, 10K test images of 64×64 . Besides, we test on three real-world noisy datasets: ANIMAL-10N [74], consisting of 10 animals which can be divided into 5 pairs with confusing appearance. The datasets has 50,000 training images with

Table 3: Test accuracy (%) of competing methods on TinyImageNet under different noise rates. The best results are in bold.

| Dataset | Methods | Symmetric Noise | | | | Asymmetric Noise | |
|------------|-------------------|--------------------------------------|--------------------------------------|--------------------------------------|--------------------------------------|--------------------------------------|--------------------------------------|
| | | 0 | 0.2 | 0.4 | 0.6 | 0.2 | 0.4 |
| T-ImageNet | CE | 55.69 ± 0.09 | 44.20 ± 0.11 | 33.95 ± 0.26 | 24.15 ± 0.42 | 46.18 ± 0.25 | 34.12 ± 0.09 |
| | Forward | 55.90 ± 0.14 | 44.68 ± 0.16 | 36.47 ± 0.23 | 27.65 ± 0.42 | 47.25 ± 0.31 | 35.04 ± 0.23 |
| | MW-Net | 56.53 ± 0.50 | 49.04 ± 0.73 | 43.74 ± 0.40 | 34.75 ± 0.17 | 48.20 ± 0.55 | 35.11 ± 0.35 |
| | GCE | 54.07 ± 0.25 | 48.26 ± 0.22 | 43.75 ± 0.14 | 35.39 ± 0.10 | 48.70 ± 0.12 | 34.07 ± 0.42 |
| | T-GCE | 56.04 ± 0.15 ^{†1.97} | 51.47 ± 0.36 ^{†3.21} | 45.51 ± 0.38 ^{†1.76} | 38.84 ± 0.29 ^{†3.45} | 50.10 ± 0.26 ^{†1.40} | 36.07 ± 0.26 ^{†2.00} |
| | SL | 56.98 ± 0.17 | 48.97 ± 0.32 | 41.90 ± 0.34 | 29.97 ± 0.31 | 45.41 ± 0.20 | 33.29 ± 0.23 |
| | T-SL | 57.30 ± 0.22 ^{†0.32} | 52.24 ± 0.13 ^{†3.27} | 45.73 ± 0.24 ^{†3.83} | 35.46 ± 0.19 ^{†5.49} | 50.30 ± 0.15 ^{†4.89} | 34.32 ± 0.21 ^{†1.03} |
| | PolySoft | 55.98 ± 0.16 | 51.35 ± 0.16 | 41.77 ± 0.15 | 29.70 ± 0.53 | 46.21 ± 0.25 | 33.99 ± 0.19 |
| | T-PolySoft | 56.47 ± 0.16 ^{†0.49} | 52.64 ± 0.20 ^{†1.29} | 45.38 ± 0.21 ^{†3.61} | 35.43 ± 0.23 ^{†5.73} | 50.82 ± 0.26 ^{†4.61} | 34.61 ± 0.16 ^{†0.62} |
| | JS | 54.67 ± 0.24 | 46.26 ± 0.10 | 42.08 ± 0.09 | 34.78 ± 0.17 | 46.72 ± 0.27 | 34.40 ± 0.27 |
| | T-JS | 54.67 ± 0.21 | 51.78 ± 0.17 ^{†5.52} | 48.34 ± 0.19 ^{†6.26} | 40.72 ± 0.15 ^{†5.94} | 52.18 ± 0.12 ^{†5.46} | 35.47 ± 0.20 ^{†1.07} |

Table 4: Test accuracy (%) of competing methods on Clothing1M datasets

| Methods | Standard | Forward | GCE | T-GCE | SL | T-SL | PolySoft | T-PolySoft | JS | T-JS |
|----------|----------|---------|-------|--------------|-------|-------------|----------|-------------------|-------|-------------|
| Accuracy | 68.94 | 69.84 | 69.76 | 70.08 | 69.59 | 69.79 | 69.30 | 69.73 | 69.51 | 69.87 |

about 8% label noise and 5,000 testing images. Food-101N [75] is a dataset containing about 310k images of food recipes classified in 101 categories. The 25K test images with curated annotations are from Food-101 [76] and the noise rate is around 20%. Clothing1M [77] contains 1 million images of clothing from online shopping websites with 14 classes, e.g., T-shirt, Shirt, Knitwear. The labels are generated by the surrounding text of images and are thus extremely noisy. This dataset also provides 50k, 14k, 10k manually refined clean data for training, validation and testing, respectively.

Experimental setup. 1) T-ImageNet: We use a 18-layer Preact ResNet trained with SGD, at an initial learning rate 0.01, a momentum 0.9 and a weight decay 5×10^{-4} with mini-batch size 100. And the learning rate decays 0.1 at 30 epochs and 60 epochs for a total of 90 epochs. 2) ANIMAL-10N: Following [74], we use VGG-19 with batch normalization. The SGD optimizer with an initial learning rate 0.1 and a weight decay 1×10^{-3} with mini-batchsize 128 is employed. The learning rate is divided by 5 at 50 epochs and 75 epochs for a total of 100 epochs. 3) Food-101N: We adopt ResNet-50 pre-trained on ImageNet. We train the classifier with SGD optimizer, at an initial learning rate 5×10^{-3} and a weight decay 1×10^{-3} with mini-batch size 32. And the learning rate decays 0.1 at 10 epochs and 20 epochs for a total of

Table 5: Test accuracy (%) of competing methods on real-world noisy datasets. The best results are in bold.

| Methods | Datasets | |
|-------------------|--|--|
| | ANIMAL-10N | Food-101N |
| CE | 79.40 \pm 0.14 | 81.44 \pm 0.10 |
| Forward | 80.91 \pm 0.05 | 84.22 \pm 0.09 |
| GCE | 81.05 \pm 0.13 | 84.52 \pm 0.15 |
| T-GCE | 82.22 \pm 0.08 \uparrow 1.17 | 85.47 \pm 0.11 \uparrow 0.95 |
| SL | 79.78 \pm 0.24 | 83.93 \pm 0.10 |
| T-SL | 81.35 \pm 0.16 \uparrow 1.57 | 85.90 \pm 0.01 \uparrow 1.97 |
| PolySoft | 80.90 \pm 0.27 | 84.70 \pm 0.08 |
| T-PolySoft | 82.90 \pm 0.21 \uparrow 2.00 | 85.33 \pm 0.06 \uparrow 0.63 |
| JS | 81.11 \pm 0.20 | 82.05 \pm 0.12 |
| T-JS | 82.86 \pm 0.11 \uparrow 1.75 | 85.38 \pm 0.15 \uparrow 3.33 |

30 epochs. 4) Clothing1M: Following the previous works [25, 28], we also use ResNet-50 pre-trained on ImageNet. For preprocessing, we resize the image to 256×256 , crop the center 224×224 as input, perform normalization and sample 100K images with the original imbalanced ratio from the training data. We use SGD with a momentum 0.9, a weight decay 1×10^{-3} , an initial learning rate 0.002, and batch size 32. The learning rate of ResNet-50 is reduced by a factor of 10 after 20 epochs (for a total 40 epochs).

Results. We summarize the test accuracy on T-ImageNet with different noise settings and real-world noisy datasets in Table 3, Table 4 and Table 5 (T-GCE, T-SL and T-Polysoft represent the robust losses with transferrable hyperparameter prediction functions NARL-Adjuster). We report the average results of last 5 epochs. It can be found that our transferrable NARL-Adjuster can consistently help improve the performance of the original robust loss methods on these tasks. For example, the results of SL and PolySoft drop quickly when the noise rate exceeds 0.4 on T-ImageNet dataset, while T-SL and T-PolySoft can improve around 4% points. Under symmetric label noise, The performance gains of T-GCE and T-JS increase as noise rate raises. On the contrary, under asymmetric noise cases, the performance gains decrease with noise rate reducing. These robust loss functions are more robust under

symmetric noise may caused the above phenomenon.

Note that our plug-and-play NARL-Adjuster is easy to be deployed on unseen tasks with lightweight computation. Comparatively, original robust loss methods require careful hyperparameter tuning with relatively heavy computation burden. Such property is promising to deploy our method on real applications. As shown in Table 4 and Table 5, the robust loss methods equipped with our transferrable NARL-Adjuster have an evident improvement in noise tolerance on real-world noisy datasets while with evidently less additional hyperparameter tuning process. This demonstrates that our NARL-Adjuster is hopeful to reduce the barrier of practical implementations for current robust loss methods.

5. Conclusion

In this paper, we have proposed to equip robust loss function with noise-aware hyperparameters to improve their noise tolerance with theoretical guarantee. We use an explicit hyperparameter prediction function, called NARL-Adjuster to predict instance-dependent hyperparameters, which can be learned from data in a meta-learning way. The proposed NARL-Adjuster is model-agnostic and has been substantiated to be valid in improving the noise-aware ability of four kinds of SOTA robust loss methods with comprehensive experiments under various noise structure forms. The meta-learned NARL-Adjuster is plug-and-play and can be deployed on unseen tasks with negligible hyperparameter tuning cost. This property makes it potential to reduce the barrier of heavy hyperparameter tuning burden for current robust loss methods on real problems. Provable transferrable hyperparameter prediction function theory, as done for methodology-level transfer [50], is interesting for future research.

Appendix A. Proof of theorem

The following lemma proves that the PloySoft loss is bounded (Def.3).

Lemma 1. *For any \mathbf{x} and $d > 1$, the sum of \mathcal{L}_{Poly} loss with respect to all classes is bounded by:*

$$\frac{c(d-1)\log c}{d} \leq \sum_{j=1}^c \mathcal{L}_{Poly}(\mathbf{x}, j) \leq \frac{c(d-1)\lambda}{d},$$

where $\mathcal{L}_{Poly}(\mathbf{x}, j) = \frac{(d-1)\lambda}{d} (1 - (1 - \frac{-\log f_j(\mathbf{x})}{\lambda})^{\frac{d}{d-1}})$, when $-\log f_j(\mathbf{x}) < \lambda$;
 $\mathcal{L}_{Poly}(\mathbf{x}, j) = \frac{(d-1)\lambda}{d}$, when $-\log f_j(\mathbf{x}) \geq \lambda$.

Proof. It's obvious that if $-\log f_j(\mathbf{x}) < \lambda$, $(1 - (1 - \frac{-\log f_j(\mathbf{x})}{\lambda})^{\frac{d}{d-1}}) \leq 1$. Hence, $\mathcal{L}_{Poly}(\mathbf{x}, j) \leq \frac{(d-1)\lambda}{d}$, and we have $\sum_{j=1}^c \mathcal{L}_{Poly}(\mathbf{x}, j) \leq \frac{c(d-1)\lambda}{d}$.

Moreover, since $(1 - \frac{-\log f_j(\mathbf{x})}{\lambda}) \leq 1$, we have:

$$\begin{aligned} \sum_{j=1}^c \mathcal{L}_{Poly}(\mathbf{x}, j) &\geq \sum_{j=1}^c \frac{(d-1)\lambda}{d} (1 - (1 - \frac{-\log f_j(\mathbf{x})}{\lambda})^{\frac{d}{d-1}}) \\ &= \frac{d-1}{d} \sum_{j=1}^c (-\log f_j(\mathbf{x})) = \frac{d-1}{d} (-\log \prod_{j=1}^c f_j(\mathbf{x})) \\ &\geq \frac{d-1}{d} (-\log (\frac{\sum_{j=1}^c f_j(\mathbf{x})}{c})^c) = \frac{d-1}{d} (-c \log \frac{1}{c}) = \frac{c(d-1)\lambda}{d}. \end{aligned}$$

□

Next, we use the boundedness of PolySoft loss to prove the theorems in Section 2.2.

Theorem 1. *Under the symmetric noise with $\eta \leq 1 - \frac{1}{c}$, f^* is the global minimizer of $R_{\mathcal{L}}(f)$ and \hat{f} is the global minimizer of $R_{\mathcal{L}}^{\eta}(f)$, the following results then hold: $0 \leq R_{\mathcal{L}}^{\eta}(f^*) - R_{\mathcal{L}}^{\eta}(\hat{f}) \leq A$, and $A' \leq R_{\mathcal{L}}(f^*) - R_{\mathcal{L}}(\hat{f}) \leq 0$, in which:*

(3) for the PolySoft loss ($\lambda \geq \log c$, $d > 1$) in Eq.(4), $A = \frac{c(d-1)\eta}{d(c-1)}(\lambda - \log c) \geq 0$, $A' = \frac{c(d-1)\eta}{d(c-1-\eta c)}(\log c - \lambda) < 0$.

Proof. For symmetric label noise, we have:

$$\begin{aligned}
R_{\mathcal{L}}^{\eta}(f) &= \mathbb{E}_{D_n}[\mathcal{L}(f(\mathbf{x}, \hat{y}_{\mathbf{x}}))] = \mathbb{E}_{\mathbf{x}, \hat{y}_{\mathbf{x}}}[\mathcal{L}(f(\mathbf{x}, \hat{y}_{\mathbf{x}}))] \\
&= \mathbb{E}_{\mathbf{x}} \mathbb{E}_{y_{\mathbf{x}}|\mathbf{x}} \mathbb{E}_{\hat{y}_{\mathbf{x}}|y_{\mathbf{x}}, \mathbf{x}}[\mathcal{L}(f(\mathbf{x}, \hat{y}_{\mathbf{x}}))] \\
&= \mathbb{E}_{\mathbf{x}} \mathbb{E}_{y_{\mathbf{x}}|\mathbf{x}}[(1 - \eta)\mathcal{L}(f(\mathbf{x}, y_{\mathbf{x}})) + \frac{\eta}{c-1} \sum_{i \neq y_{\mathbf{x}}} \mathcal{L}(f(\mathbf{x}, i))] \\
&= \mathbb{E}_{\mathbf{x}} \mathbb{E}_{y_{\mathbf{x}}|\mathbf{x}}[(1 - \eta)\mathcal{L}(f(\mathbf{x}, y_{\mathbf{x}})) + \frac{\eta}{c-1} (\sum_{i=1}^c \mathcal{L}(f(\mathbf{x}, i)) - \mathcal{L}(f(\mathbf{x}, y_{\mathbf{x}}))] \\
&= (1 - \eta)R_{\mathcal{L}}(f) - \frac{\eta}{c-1} R_{\mathcal{L}}(f) + \frac{\eta}{c-1} \mathbb{E}_{\mathbf{x}} \mathbb{E}_{y_{\mathbf{x}}|\mathbf{x}}[\sum_{i=1}^c \mathcal{L}(f(\mathbf{x}, i))] \\
&= (1 - \frac{\eta c}{c-1})R_{\mathcal{L}}(f) + \frac{\eta}{c-1} \mathbb{E}_{\mathbf{x}} \mathbb{E}_{y_{\mathbf{x}}|\mathbf{x}}[\sum_{i=1}^c \mathcal{L}(f(\mathbf{x}, i))].
\end{aligned}$$

Now, from Lemma 1, we have:

$$(1 - \frac{\eta c}{c-1})R_{\mathcal{L}}(f) + \frac{c\eta(d-1) \log c}{d(c-1)} \leq R_{\mathcal{L}}^{\eta}(f)$$

and

$$R_{\mathcal{L}}^{\eta}(f) \leq (1 - \frac{\eta c}{c-1})R_{\mathcal{L}}(f) + \frac{c\eta(d-1)\lambda}{d(c-1)}.$$

We can also write the inequality in terms of $R_{\mathcal{L}}(f)$:

$$(R_{\mathcal{L}}^{\eta}(f) - \frac{c\eta(d-1)\lambda}{d(c-1)}) / (1 - \frac{c\eta}{c-1}) \leq R_{\mathcal{L}}(f)$$

and

$$R_{\mathcal{L}}(f) \leq (R_{\mathcal{L}}^{\eta}(f) - \frac{c\eta(d-1) \log c}{d(c-1)}) / (1 - \frac{c\eta}{c-1}).$$

Thus, for \hat{f} ,

$$R_{\mathcal{L}}^{\eta}(f^*) - R_{\mathcal{L}}^{\eta}(\hat{f}) \leq A + (1 - \frac{c\eta}{c-1})(R_{\mathcal{L}}(f^*) - R_{\mathcal{L}}(\hat{f})) \leq A,$$

or equivalently,

$$R_{\mathcal{L}}(f^*) - R_{\mathcal{L}}(\hat{f}) \geq A' + (R_{\mathcal{L}}^{\eta}(f^*) - R_{\mathcal{L}}^{\eta}(\hat{f})) / (1 - \frac{c\eta}{c-1}) \geq A',$$

where $A = \frac{c(d-1)\eta}{d(c-1)}(\lambda - \log c) \geq 0$ and $A' = \frac{c(d-1)\eta}{d(c-1-\eta c)}(\log c - \lambda)$, since $\eta \leq 1 - \frac{1}{c}$, and f^* is the minimizer of $R_{\mathcal{L}}(f)$. Lastly, since \hat{f} is the minimizer of $R_{\mathcal{L}}^\eta(f)$, we have $R_{\mathcal{L}}^\eta(f^*) - R_{\mathcal{L}}^\eta(\hat{f}) \geq 0$, or $R_{\mathcal{L}}(f^*) - R_{\mathcal{L}}(\hat{f}) \leq 0$. This completes the proof. \square

Theorem 2. *Under the class dependent noise when $\eta_{ij} < 1 - \eta_i$, $\forall j \neq i$, $\forall i, j \in [c]$, where $\eta_{ij} = p(\hat{\mathbf{y}} = \mathbf{e}_j | \mathbf{y} = \mathbf{e}_i)$, and $(1 - \eta_i) = p(\hat{\mathbf{y}} = \mathbf{e}_i | \mathbf{y} = \mathbf{e}_i)$, if $R_{\mathcal{L}}(f^*) = 0$, f^* is the global minimizer of $R_{\mathcal{L}}(f)$ and \hat{f} is the global minimizer of $R_{\mathcal{L}}^\eta(f)$, the following results then hold: $0 \leq R_{\mathcal{L}}^\eta(f^*) - R_{\mathcal{L}}^\eta(\hat{f}) \leq B$, in which: (3) for the PolySoft loss in Eq.(4), $B = \frac{c(d-1)}{d}(\lambda - \log c)\mathbb{E}_{D_n}(1 - \eta_{\mathbf{x}}) \geq 0$.*

Proof. For class dependent noise, from Lemma 1, for any softmax output function f we have

$$\begin{aligned} R_{\mathcal{L}}^\eta(f) &= \mathbb{E}_{D_n}[(1 - \eta_{y_{\mathbf{x}}})\mathcal{L}(f(\mathbf{x}), y_{\mathbf{x}})] + \mathbb{E}_{D_n}[\sum_{i \neq y_{\mathbf{x}}} \eta_{y_{\mathbf{x}}i}\mathcal{L}(f(\mathbf{x}), i)] \\ &\leq \mathbb{E}_{D_n}[(1 - \eta_{y_{\mathbf{x}}})\left(\frac{c(d-1)\lambda}{d} - \sum_{i \neq y_{\mathbf{x}}} \mathcal{L}(f(\mathbf{x}), i)\right)] + \mathbb{E}_{D_n}[\sum_{i \neq y_{\mathbf{x}}} \eta_{y_{\mathbf{x}}i}\mathcal{L}(f(\mathbf{x}), i)] \\ &= \frac{c(d-1)\lambda}{d}\mathbb{E}_{D_n}(1 - \eta_{y_{\mathbf{x}}}) - \mathbb{E}_{D_n}[\sum_{i \neq y_{\mathbf{x}}} (1 - \eta_{y_{\mathbf{x}}} - \eta_{y_{\mathbf{x}}i})\mathcal{L}(f(\mathbf{x}), i)], \end{aligned}$$

and

$$R_{\mathcal{L}}^\eta(f) \geq \frac{c(d-1)\log c}{d}\mathbb{E}_{D_n}(1 - \eta_{y_{\mathbf{x}}}) - \mathbb{E}_{D_n}[\sum_{i \neq y_{\mathbf{x}}} (1 - \eta_{y_{\mathbf{x}}} - \eta_{y_{\mathbf{x}}i})[\mathcal{L}(\hat{f}(\mathbf{x}), i)].$$

Hence,

$$\begin{aligned} (R_{\mathcal{L}}^\eta(f^*) - R_{\mathcal{L}}^\eta(\hat{f})) &\leq \frac{c(d-1)}{d}(\lambda - \log c)\mathbb{E}_{D_n}(1 - \eta_{y_{\mathbf{x}}}) + \\ &\quad \mathbb{E}_{D_n} \sum_{i \neq y_{\mathbf{x}}} (1 - \eta_{y_{\mathbf{x}}} - \eta_{y_{\mathbf{x}}i})[\mathcal{L}(\hat{f}(\mathbf{x}), i) - \mathcal{L}(f^*(\mathbf{x}), i)]. \end{aligned}$$

Now, from our assumption that $R_L(f^*) = 0$, we have $\mathcal{L}(f^*(\mathbf{x}), y_{\mathbf{x}}) = 0$. This is only satisfied iff $f_i^*(\mathbf{x}) = 1$ when $i = y_{\mathbf{x}}$, and $f_i^*(\mathbf{x}) = 0$ if $i \neq y_{\mathbf{x}}$. Hence, $\mathcal{L}(f^*(\mathbf{x}), i) = \frac{(d-1)\lambda}{d}$, $\forall i \neq y_{\mathbf{x}}$. Besides, by our assumption, we have $(1 - \eta_{y_{\mathbf{x}}} - \eta_{y_{\mathbf{x}}i}) > 0$. As a result, to derive an upper bound for the expression above, we need to maximize the second term. Note that by definition of the

PolySoft loss, $\mathcal{L}(\hat{f}(\mathbf{x}), i) \leq \frac{(d-1)\lambda}{d}$, $\forall i \in [c]$, and hence the second term is maximized iff $\mathcal{L}(\hat{f}(\mathbf{x}), i) = \frac{(d-1)\lambda}{d}$, $\forall i \neq y_{\mathbf{x}}$. This implies that the maximum of the second term is non-positive, so we have

$$(R_L^\eta(f^*) - R_L^\eta(\hat{f})) \leq \frac{c(d-1)}{d}(\lambda - \log c)\mathbb{E}_{D_n}(1 - \eta_{y_{\mathbf{x}}}).$$

Lastly, since \hat{f} is the minimizer of $R_{\mathcal{L}}^\eta(f)$, we have that $R_L^\eta(f^*) - R_L^\eta(\hat{f}) \geq 0$. \square

Here, we demonstrate the theorems (in Section 2.4) illustrating the robustness properties of robust losses with instance-dependent hyperparameters.

Theorem 3. *Under the symmetric noise with $\eta \leq 1 - \frac{1}{c}$, f^* is the global minimizer of $R_{\mathcal{L}}(f)$ and \hat{f} is the global minimizer of $R_{\mathcal{L}}^\eta(f)$, the following results hold:*

(1) *the GCE loss \mathcal{L}_G ($0 < q \leq 1$) in Eq.(2) satisfies $0 \leq R_{\mathcal{L}_G}^\eta(f^*) - R_{\mathcal{L}_G}^\eta(\hat{f}) \leq \frac{\eta}{c-1}$, and $\frac{-\eta}{c-1-c\eta+\eta} \geq R_{\mathcal{L}_G}(f^*) - R_{\mathcal{L}_G}(\hat{f}) \geq 0$ with instance-dependent hyperparameters under the assumption that hyperparameters of clean samples $q \rightarrow 0$ and hyperparameters of noisy samples are 1;*

(2) *the PolySoft loss \mathcal{L}_P in Eq.(4) are noise-tolerant with instance-dependent hyperparameters under the assumption that λ of noisy samples are less than \mathcal{L}_{CE} of noisy samples;*

(3) *the JS loss \mathcal{L}_J ($0 < \pi_1 < 1$) in Eq.(5) satisfies $0 \leq R_{\mathcal{L}_P}^\eta(f^*) - R_{\mathcal{L}_P}^\eta(\hat{f}) \leq \frac{\eta}{c-1}$, and $\frac{-\eta}{c-1-c\eta+\eta} \geq R_{\mathcal{L}_P}(f^*) - R_{\mathcal{L}_P}(\hat{f}) \geq 0$ with instance-dependent hyperparameters under the assumption that hyperparameters of clean samples $\pi_1 \rightarrow 0$ and hyperparameters of noisy samples $\pi_1 \rightarrow 1$.*

Proof. (1) For symmetric label noise, we have:

$$\begin{aligned}
R_{\mathcal{L}_G}^\eta(f) &= \mathbb{E}_{D_n}[\mathcal{L}_G(f(\mathbf{x}, \hat{y}_\mathbf{x}))] = \mathbb{E}_{\mathbf{x}, \hat{y}_\mathbf{x}}[\mathcal{L}_G(f(\mathbf{x}, \hat{y}_\mathbf{x}))] \\
&= \mathbb{E}_{\mathbf{x}} \mathbb{E}_{y_\mathbf{x} | \mathbf{x}} \mathbb{E}_{\hat{y}_\mathbf{x} | y_\mathbf{x}, \mathbf{x}}[\mathcal{L}_G(f(\mathbf{x}, \hat{y}_\mathbf{x}))] \\
&= \mathbb{E}_{\mathbf{x}} \mathbb{E}_{y_\mathbf{x} | \mathbf{x}}[(1 - \eta)\mathcal{L}_G(f(\mathbf{x}, y_\mathbf{x}))|_{q \rightarrow 0} + \frac{\eta}{c-1} \sum_{i \neq y_\mathbf{x}} \mathcal{L}_G(f(\mathbf{x}, i))|_{q=1}] \\
&= \mathbb{E}_{\mathbf{x}} \mathbb{E}_{y_\mathbf{x} | \mathbf{x}}[(1 - \eta)\mathcal{L}_{CE}(f(\mathbf{x}, y_\mathbf{x})) + \\
&\quad \frac{\eta}{c-1} (\sum_{i=1}^c \frac{1}{2} \mathcal{L}_{MAE}(f(\mathbf{x}), i) - \frac{1}{2} \mathcal{L}_{MAE}(f(\mathbf{x}), y_\mathbf{x}))] \\
&= (1 - \eta)R_{\mathcal{L}_{CE}}(f) - \frac{\eta}{2(c-1)}R_{\mathcal{L}_{MAE}}(f) + \frac{\eta}{2(c-1)}(2c - 2) \\
&= (1 - \eta)R_{\mathcal{L}_{CE}}(f) - \frac{\eta}{2(c-1)}R_{\mathcal{L}_{MAE}}(f) + \eta.
\end{aligned}$$

From Eq.(2), we can acquire that $\mathcal{L}_G|_{q \rightarrow 0} = \mathcal{L}_{CE}$ and $\mathcal{L}_G|_{q=1} = \frac{1}{2}\mathcal{L}_{MAE}$. Next, since $0 \leq R_{\mathcal{L}_{MAE}}(f) \leq 2$, we have:

$$(1 - \eta)R_{\mathcal{L}_{CE}}(f) - \frac{\eta}{c-1} + \eta \leq R_{\mathcal{L}_G}^\eta(f) \leq (1 - \eta)R_{\mathcal{L}_{CE}}(f) + \eta.$$

We can also write the inequality in terms of $R_{\mathcal{L}_G}(f)$ ($R_{\mathcal{L}_G|_{q \rightarrow 0}}(f) = R_{\mathcal{L}_{CE}}(f)$ on clean dataset):

$$\frac{1}{1 - \eta}(R_{\mathcal{L}_G}^\eta(f) - \eta) \leq R_{\mathcal{L}_{CE}}(f) \leq \frac{1}{1 - \eta}(R_{\mathcal{L}_G}^\eta(f) + \frac{\eta}{c-1} - \eta).$$

Thus, for \hat{f} ,

$$R_{\mathcal{L}_G}^\eta(f^*) - R_{\mathcal{L}_G}^\eta(\hat{f}) \leq (1 - \eta)(R_{\mathcal{L}_{CE}}(f^*) - R_{\mathcal{L}_{CE}}(\hat{f})) + \frac{\eta}{c-1} \leq \frac{\eta}{c-1},$$

or equivalently,

$$R_{\mathcal{L}_{CE}}(f^*) - R_{\mathcal{L}_{CE}}(\hat{f}) \geq \frac{1}{1 - \eta}(R_{\mathcal{L}_G}^\eta(f^*) - R_{\mathcal{L}_G}^\eta(\hat{f}) - \frac{\eta}{c-1}) \geq -\frac{\eta}{c-1 - \eta c + \eta}.$$

Since f^* is the minimizer of $R_{\mathcal{L}_{CE}}(f)$ and \hat{f} is the minimizer of $R_{\mathcal{L}_G}^\eta(f)$, we have that $R_{\mathcal{L}_{CE}}(f^*) - R_{\mathcal{L}_{CE}}(\hat{f}) \leq 0$, or $R_{\mathcal{L}_G}^\eta(f^*) - R_{\mathcal{L}_G}^\eta(\hat{f}) \geq 0$. This completes the proof.

(2) For symmetric label noise, we have, for any f :

$$\begin{aligned}
R_{\mathcal{L}_P}^\eta(f) &= \mathbb{E}_{D_n}[\mathcal{L}_P(f(\mathbf{x}, \hat{y}_{\mathbf{x}}))] = \mathbb{E}_{\mathbf{x}, \hat{y}_{\mathbf{x}}}[\mathcal{L}_P(f(\mathbf{x}, \hat{y}_{\mathbf{x}}))] \\
&= \mathbb{E}_{\mathbf{x}} \mathbb{E}_{y_{\mathbf{x}}|\mathbf{x}} \mathbb{E}_{\hat{y}_{\mathbf{x}}|y_{\mathbf{x}}, \mathbf{x}}[\mathcal{L}_P(f(\mathbf{x}, \hat{y}_{\mathbf{x}}))] \\
&= \mathbb{E}_{\mathbf{x}} \mathbb{E}_{y_{\mathbf{x}}|\mathbf{x}}[(1 - \eta)\mathcal{L}_P(f(\mathbf{x}, y_{\mathbf{x}})) + \frac{\eta}{c-1} \sum_{i \neq y_{\mathbf{x}}} \mathcal{L}_P(f(\mathbf{x}), i)] \\
&= (1 - \eta)R_{\mathcal{L}_P}(f) + \frac{\eta}{c-1}(c-1) \frac{(d-1)\lambda}{d} \\
&= (1 - \eta)R_{\mathcal{L}_P}(f) + \frac{\eta(d-1)\lambda}{d}.
\end{aligned}$$

From Eq.(4) and the assumption that the hyperparameter λ of each noisy sample is less than the \mathcal{L}_{CE} of noisy sample, we have $\sum_{i \neq y_{\mathbf{x}}} \mathcal{L}_P(f(\mathbf{x}), i) = \sum_{i \neq y_{\mathbf{x}}} \frac{(d-1)\lambda}{d}$. Thus, for any f ,

$$R_{\mathcal{L}_P}^\eta(f^*) - R_{\mathcal{L}_P}^\eta(f) = (1 - \eta)(R_{\mathcal{L}_P}(f^*) - R_{\mathcal{L}_P}(f)) + \frac{\eta(d-1)\lambda}{d} - \frac{\eta(d-1)\lambda}{d} \leq 0,$$

because f^* is the minimizer of \mathcal{L}_P . This demonstrate f^* is also minimizer of risk under symmetric noise.

(3) Since JS loss has the same properties as GCE loss: $\mathcal{L}_J|_{\pi_1 \rightarrow 0} = \mathcal{L}_{CE}$ and $\mathcal{L}_J|_{\pi_1 \rightarrow 1} = \frac{1}{2}\mathcal{L}_{MAE}$, the proof is the same as that in (1). \square

Theorem 4. *Under the class dependent noise when $\eta_{ij} < 1 - \eta_i$, $\forall j \neq i$, $\forall i, j \in [c]$, where $\eta_{ij} = p(\hat{\mathbf{y}} = \mathbf{e}_j | \mathbf{y} = \mathbf{e}_i)$, and $(1 - \eta_i) = p(\hat{\mathbf{y}} = \mathbf{e}_i | \mathbf{y} = \mathbf{e}_i)$, if $R_{\mathcal{L}}(f^*) = 0$, f^* is the global minimizer of $R_{\mathcal{L}}(f)$, the following results hold:*

- (1) *the GCE loss \mathcal{L}_G ($0 < q \leq 1$) in Eq.(2) is noise-tolerant with instance-dependent hyperparameters under the assumption that hyperparameters of clean samples $q \rightarrow 0$ and hyperparameters of noisy samples are 1;*
- (2) *the PolySoft loss \mathcal{L}_P in Eq.(4) is noise-tolerant with instance-dependent hyperparameters under the assumption that λ of noisy samples are less than \mathcal{L}_{CE} of noisy samples;*
- (3) *the JS loss \mathcal{L}_J ($0 < \pi_1 < 1$) in Eq.(5) is noise-tolerant with instance-dependent hyperparameters under the assumption that hyperparameters of clean samples $\pi_1 \rightarrow 0$ and hyperparameters of noisy samples $\pi_1 \rightarrow 1$.*

Proof. (1) For class dependent noise, for any softmax output function f we

have

$$\begin{aligned}
R_{\mathcal{L}_G}^\eta(f) &= \mathbb{E}_{D_n}[(1 - \eta_{y_{\mathbf{x}}})\mathcal{L}_G(f(\mathbf{x}), y_{\mathbf{x}})|_{q \rightarrow 0}] + \mathbb{E}_{D_n}[\sum_{i \neq y_{\mathbf{x}}} \eta_{y_{\mathbf{x}}i} \mathcal{L}_G(f(\mathbf{x}), i)|_{q=1}] \\
&= \mathbb{E}_{D_n}[(1 - \eta_{y_{\mathbf{x}}})\mathcal{L}_{CE}(f(\mathbf{x}), y_{\mathbf{x}})] + \mathbb{E}_{D_n}[\frac{1}{2} \sum_{i \neq y_{\mathbf{x}}} \eta_{y_{\mathbf{x}}i} \mathcal{L}_{MAE}(f(\mathbf{x}), i)].
\end{aligned}$$

Thus, for any f , we want to prove

$$\begin{aligned}
&R_{\mathcal{L}_G}^\eta(f^*) - R_{\mathcal{L}_G}^\eta(f) \\
&= \mathbb{E}_{D_n}[(1 - \eta_{y_{\mathbf{x}}})\mathcal{L}_{CE}(f^*(\mathbf{x}), y_{\mathbf{x}})] - \mathbb{E}_{D_n}[(1 - \eta_{y_{\mathbf{x}}})\mathcal{L}_{CE}(f(\mathbf{x}), y_{\mathbf{x}})] \\
&+ \mathbb{E}_{D_n}[\sum_{i \neq y_{\mathbf{x}}} \eta_{y_{\mathbf{x}}i} (\frac{1}{2}\mathcal{L}_{MAE}(f^*(\mathbf{x}), i) - \frac{1}{2}\mathcal{L}_{MAE}(f(\mathbf{x}), i))] \leq 0.
\end{aligned}$$

Since $1 - \eta_{y_{\mathbf{x}}} > \eta_{y_{\mathbf{x}}i}$, we need to prove

$$\begin{aligned}
&\mathbb{E}_{D_n}[\mathcal{L}_{CE}(f^*(\mathbf{x}), y_{\mathbf{x}})] - \mathbb{E}_{D_n}[\mathcal{L}_{CE}(f(\mathbf{x}), y_{\mathbf{x}})] \\
&+ \mathbb{E}_{D_n}[\sum_{i \neq y_{\mathbf{x}}} (\frac{1}{2}\mathcal{L}_{MAE}(f^*(\mathbf{x}), i) - \frac{1}{2}\mathcal{L}_{MAE}(f(\mathbf{x}), i))] \\
&= R_{\mathcal{L}_{CE}}(f^*) - R_{\mathcal{L}_{CE}}(f) + \mathbb{E}_{D_n}[-\frac{1}{2}\mathcal{L}_{MAE}(f^*(\mathbf{x}), y_{\mathbf{x}}) + \frac{1}{2}\mathcal{L}_{MAE}(f(\mathbf{x}), y_{\mathbf{x}})] \\
&= R_{\mathcal{L}_{CE}}(f^*) - R_{\mathcal{L}_{CE}}(f) - \frac{1}{2}R_{\mathcal{L}_{MAE}}(f^*) + \frac{1}{2}R_{\mathcal{L}_{MAE}}(f) \leq 0.
\end{aligned}$$

Then, we need to prove, for $\forall \mathbf{x}$,

$$\mathcal{L}_{CE}(f^*(\mathbf{x}, y_{\mathbf{x}})) - \mathcal{L}_{CE}(f(\mathbf{x}, y_{\mathbf{x}})) - \frac{1}{2}\mathcal{L}_{MAE}(f^*(\mathbf{x}, y_{\mathbf{x}})) + \frac{1}{2}\mathcal{L}_{MAE}(f(\mathbf{x}, y_{\mathbf{x}})) \leq 0,$$

i.e.,

$$\begin{aligned}
&-\log(f_{y_{\mathbf{x}}}^*(\mathbf{x})) + \log(f_{y_{\mathbf{x}}}(\mathbf{x})) - (1 - f_{y_{\mathbf{x}}}^*(\mathbf{x})) + 1 - f_{y_{\mathbf{x}}}(\mathbf{x}) \leq 0 \\
&\iff \log \frac{f_{y_{\mathbf{x}}}(\mathbf{x})}{f_{y_{\mathbf{x}}}^*(\mathbf{x})} \leq f_{y_{\mathbf{x}}}(\mathbf{x}) - f_{y_{\mathbf{x}}}^*(\mathbf{x}) \\
&\iff \frac{f_{y_{\mathbf{x}}}(\mathbf{x})}{f_{y_{\mathbf{x}}}^*(\mathbf{x})} \leq \frac{e^{f_{y_{\mathbf{x}}}(\mathbf{x})}}{e^{f_{y_{\mathbf{x}}}^*(\mathbf{x})}} \iff \frac{e^{f_{y_{\mathbf{x}}}^*(\mathbf{x})}}{f_{y_{\mathbf{x}}}^*(\mathbf{x})} \leq \frac{e^{f_{y_{\mathbf{x}}}(\mathbf{x})}}{f_{y_{\mathbf{x}}}(\mathbf{x})}.
\end{aligned}$$

Since $\frac{e^t}{t}$ is a monotone decreasing function when $t \in [0, 1]$ and $R_{\mathcal{L}_{CE}}(f^*) = 0(R_{\mathcal{L}_G}(f)|_{q \rightarrow 0} = R_{\mathcal{L}_{CE}}(f)$ on clean data), we can acquire that $f_{y_{\mathbf{x}}}^*(\mathbf{x}) = 1 >$

$f_{y_{\mathbf{x}}}(\mathbf{x})$ and $\frac{e^{f_{y_{\mathbf{x}}}^*(\mathbf{x})}}{f_{y_{\mathbf{x}}}^*(\mathbf{x})} \leq \frac{e^{f_{y_{\mathbf{x}}}(\mathbf{x})}}{f_{y_{\mathbf{x}}}(\mathbf{x})}$. This demonstrate f^* is also minimizer of risk under class dependent noise.

(2) For class dependent noise, for any softmax output function f we have

$$\begin{aligned} R_{\mathcal{L}_P}^\eta(f) &= \mathbb{E}_{D_n}[(1 - \eta_{y_{\mathbf{x}}})\mathcal{L}_P(f(\mathbf{x}), y_{\mathbf{x}})] + \mathbb{E}_{D_n}[\sum_{i \neq y_{\mathbf{x}}} \eta_{y_{\mathbf{x}}i} \mathcal{L}_P(f(\mathbf{x}), i)] \\ &= \mathbb{E}_{D_n}[(1 - \eta_{y_{\mathbf{x}}})\mathcal{L}_P(f(\mathbf{x}), y_{\mathbf{x}})] \mathbb{E}_{D_n}[\sum_{i \neq y_{\mathbf{x}}} \eta_{y_{\mathbf{x}}i} \frac{(d-1)\lambda}{d}]. \end{aligned}$$

Thus for any f ,

$$\begin{aligned} R_{\mathcal{L}_P}^\eta(f^*) - R_{\mathcal{L}_P}^\eta(f) &= \mathbb{E}_{D_n}[(1 - \eta_{y_{\mathbf{x}}})\mathcal{L}_P(f^*(\mathbf{x}), y_{\mathbf{x}})] - \mathbb{E}_{D_n}[(1 - \eta_{y_{\mathbf{x}}})\mathcal{L}_P(f(\mathbf{x}), y_{\mathbf{x}})] \\ &\quad + \mathbb{E}_{D_n}[\sum_{i \neq y_{\mathbf{x}}} \eta_{y_{\mathbf{x}}i} \frac{(d-1)\lambda}{d}] - \mathbb{E}_{D_n}[\sum_{i \neq y_{\mathbf{x}}} \eta_{y_{\mathbf{x}}i} \frac{(d-1)\lambda}{d}] \leq 0, \end{aligned}$$

because f^* is the minimizer of \mathcal{L}_P . This demonstrate f^* is also the minimizer of risk under class dependent noise.

(3) Since JS loss has the same properties as GCE loss: $\mathcal{L}_J|_{\pi_1 \rightarrow 0} = \mathcal{L}_{CE}$ and $\mathcal{L}_J|_{\pi_1 \rightarrow 1} = \frac{1}{2}\mathcal{L}_{MAE}$, the proof is the same as that in (1). \square

References

- [1] A. Krizhevsky, I. Sutskever, G. E. Hinton, Imagenet classification with deep convolutional neural networks, *Advances in neural information processing systems* 25 (2012) 1097–1105.
- [2] K. He, X. Zhang, S. Ren, J. Sun, Deep residual learning for image recognition, in: *Proceedings of the IEEE conference on computer vision and pattern recognition*, 2016, pp. 770–778.
- [3] C. Zhang, S. Bengio, M. Hardt, B. Recht, O. Vinyals, Understanding deep learning (still) requires rethinking generalization, *Communications of the ACM* 64 (3) (2021) 107–115.
- [4] W. Bi, L. Wang, J. T. Kwok, Z. Tu, Learning to predict from crowd-sourced data., in: *UAI*, 2014, pp. 82–91.

- [5] J. Liang, L. Jiang, D. Meng, A. G. Hauptmann, Learning to detect concepts from webly-labeled video data., in: IJCAI, Vol. 1, 2016, pp. 3–1.
- [6] B. Zhuang, L. Liu, Y. Li, C. Shen, I. Reid, Attend in groups: a weakly-supervised deep learning framework for learning from web data, in: Proceedings of the IEEE Conference on Computer Vision and Pattern Recognition, 2017, pp. 1878–1887.
- [7] B. Frénay, M. Verleysen, Classification in the presence of label noise: a survey, IEEE TNNLS (2013).
- [8] H. Song, M. Kim, D. Park, Y. Shin, J.-G. Lee, Learning from noisy labels with deep neural networks: A survey, IEEE Transactions on Neural Networks and Learning Systems (2022).
- [9] N. Manwani, P. Sastry, Noise tolerance under risk minimization, IEEE transactions on cybernetics 43 (3) (2013) 1146–1151.
- [10] A. Ghosh, H. Kumar, P. S. Sastry, Robust loss functions under label noise for deep neural networks, in: Proceedings of the AAAI conference on artificial intelligence, Vol. 31, 2017.
- [11] B. Han, Q. Yao, X. Yu, G. Niu, M. Xu, W. Hu, I. Tsang, M. Sugiyama, Co-teaching: Robust training of deep neural networks with extremely noisy labels, Advances in neural information processing systems 31 (2018).
- [12] G. Pleiss, T. Zhang, E. R. Elenberg, K. Q. Weinberger, Identifying mis-labeled data using the area under the margin ranking, arXiv preprint arXiv:2001.10528 (2020).
- [13] P. Wu, S. Zheng, M. Goswami, D. Metaxas, C. Chen, A topological filter for learning with label noise, Advances in neural information processing systems 33 (2020) 21382–21393.
- [14] B. Mirzasoleiman, K. Cao, J. Leskovec, Coresets for robust training of deep neural networks against noisy labels, Advances in Neural Information Processing Systems 33 (2020) 11465–11477.

- [15] T. Kim, J. Ko, J. Choi, S.-Y. Yun, et al., Fine samples for learning with noisy labels, *Advances in Neural Information Processing Systems* 34 (2021) 24137–24149.
- [16] M. P. Kumar, B. Packer, D. Koller, Self-paced learning for latent variable models., in: *NIPS*, Vol. 1, 2010, p. 2.
- [17] H.-S. Chang, E. Learned-Miller, A. McCallum, Active bias: Training more accurate neural networks by emphasizing high variance samples, *Advances in Neural Information Processing Systems* 30 (2017) 1002–1012.
- [18] Y. Wang, A. Kucukelbir, D. M. Blei, Robust probabilistic modeling with bayesian data reweighting, in: *International Conference on Machine Learning*, PMLR, 2017, pp. 3646–3655.
- [19] L. Jiang, Z. Zhou, T. Leung, L.-J. Li, L. Fei-Fei, Mentornet: Learning data-driven curriculum for very deep neural networks on corrupted labels, in: *International Conference on Machine Learning*, PMLR, 2018, pp. 2304–2313.
- [20] M. Ren, W. Zeng, B. Yang, R. Urtasun, Learning to reweight examples for robust deep learning, in: *International Conference on Machine Learning*, PMLR, 2018, pp. 4334–4343.
- [21] J. Shu, Q. Xie, L. Yi, Q. Zhao, S. Zhou, Z. Xu, D. Meng, Meta-weight-net: Learning an explicit mapping for sample weighting, *arXiv preprint arXiv:1902.07379* (2019).
- [22] Q. Zhao, J. Shu, X. Yuan, Z. Liu, D. Meng, A probabilistic formulation for meta-weight-net, *IEEE Transactions on Neural Networks and Learning Systems* (2021).
- [23] S. Sukhbaatar, J. Bruna, M. Paluri, L. Bourdev, R. Fergus, Training convolutional networks with noisy labels, *arXiv preprint arXiv:1406.2080* (2014).
- [24] J. Goldberger, E. Ben-Reuven, Training deep neural-networks using a noise adaptation layer (2016).

- [25] G. Patrini, A. Rozza, A. Krishna Menon, R. Nock, L. Qu, Making deep neural networks robust to label noise: A loss correction approach, in: Proceedings of the IEEE conference on computer vision and pattern recognition, 2017, pp. 1944–1952.
- [26] D. Hendrycks, M. Mazeika, D. Wilson, K. Gimpel, Using trusted data to train deep networks on labels corrupted by severe noise, arXiv preprint arXiv:1802.05300 (2018).
- [27] J. Shu, Q. Zhao, Z. Xu, D. Meng, Meta transition adaptation for robust deep learning with noisy labels, arXiv preprint arXiv:2006.05697 (2020).
- [28] D. Tanaka, D. Ikami, T. Yamasaki, K. Aizawa, Joint optimization framework for learning with noisy labels, in: Proceedings of the IEEE Conference on Computer Vision and Pattern Recognition, 2018, pp. 5552–5560.
- [29] E. Arazo, D. Ortego, P. Albert, N. O’Connor, K. McGuinness, Un-supervised label noise modeling and loss correction, in: International conference on machine learning, PMLR, 2019, pp. 312–321.
- [30] J. Li, R. Socher, S. C. Hoi, Dividemix: Learning with noisy labels as semi-supervised learning, arXiv preprint arXiv:2002.07394 (2020).
- [31] S. Liu, J. Niles-Weed, N. Razavian, C. Fernandez-Granda, Early-learning regularization prevents memorization of noisy labels, Advances in neural information processing systems 33 (2020) 20331–20342.
- [32] H. Cheng, Z. Zhu, X. Li, Y. Gong, X. Sun, Y. Liu, Learning with instance-dependent label noise: A sample sieve approach, arXiv preprint arXiv:2010.02347 (2020).
- [33] Y. Wu, J. Shu, Q. Xie, Q. Zhao, D. Meng, Learning to purify noisy labels via meta soft label corrector, in: Proceedings of the AAAI Conference on Artificial Intelligence, Vol. 35, 2021, pp. 10388–10396.
- [34] J. Shu, X. Yuan, D. Meng, Z. Xu, Cmw-net: Learning a class-aware sample weighting mapping for robust deep learning, arXiv preprint arXiv:2202.05613 (2022).
- [35] P. J. Huber, Robust statistics, Vol. 523, John Wiley & Sons, 2004.

- [36] H. Masnadi-Shirazi, N. Vasconcelos, On the design of loss functions for classification: theory, robustness to outliers, and savageboost, in: *NeurIPS*, Vol. 10, Citeseer, 2008, p. 2.
- [37] A. Liu, B. Ziebart, Robust classification under sample selection bias, *Advances in neural information processing systems* 27 (2014) 37–45.
- [38] A. Ghosh, N. Manwani, P. Sastry, Making risk minimization tolerant to label noise, *Neurocomputing* 160 (2015) 93–107.
- [39] P. L. Bartlett, M. I. Jordan, J. D. McAuliffe, Convexity, classification, and risk bounds, *Journal of the American Statistical Association* 101 (473) (2006) 138–156.
- [40] R. Nock, F. Nielsen, On the efficient minimization of classification calibrated surrogates, *Advances in neural information processing systems* 21 (2008) 1201–1208.
- [41] J. P. Brooks, Support vector machines with the ramp loss and the hard margin loss, *Operations research* 59 (2) (2011) 467–479.
- [42] B. Van Rooyen, A. K. Menon, R. C. Williamson, Learning with symmetric label noise: The importance of being unhinged, *arXiv preprint arXiv:1505.07634* (2015).
- [43] Z. Zhang, M. R. Sabuncu, Generalized cross entropy loss for training deep neural networks with noisy labels, in: *32nd Conference on Neural Information Processing Systems (NeurIPS)*, 2018.
- [44] Y. Wang, X. Ma, Z. Chen, Y. Luo, J. Yi, J. Bailey, Symmetric cross entropy for robust learning with noisy labels, in: *Proceedings of the IEEE/CVF International Conference on Computer Vision*, 2019, pp. 322–330.
- [45] X. Ma, H. Huang, Y. Wang, S. Romano, S. Erfani, J. Bailey, Normalized loss functions for deep learning with noisy labels, in: *International Conference on Machine Learning*, PMLR, 2020, pp. 6543–6553.
- [46] M. Gong, H. Li, D. Meng, Q. Miao, J. Liu, Decomposition-based evolutionary multiobjective optimization to self-paced learning, *IEEE Transactions on Evolutionary Computation* 23 (2) (2018) 288–302.

- [47] E. Engleson, H. Azizpour, Generalized jensen-shannon divergence loss for learning with noisy labels, *Advances in Neural Information Processing Systems* 34 (2021) 30284–30297.
- [48] C. Finn, P. Abbeel, S. Levine, Model-agnostic meta-learning for fast adaptation of deep networks, in: *International Conference on Machine Learning*, PMLR, 2017, pp. 1126–1135.
- [49] T. M. Hospedales, A. Antoniou, P. Micaelli, A. J. Storkey, Meta-learning in neural networks: A survey, *IEEE Transactions on Pattern Analysis and Machine Intelligence* (2021).
- [50] J. Shu, D. Meng, Z. Xu, Learning an explicit hyperparameter prediction policy conditioned on tasks, *arXiv preprint arXiv:2107.02378* (2021).
- [51] J. Shu, Y. Zhu, Q. Zhao, D. Meng, Z. Xu, Mlr-snet: Transferable lr schedules for heterogeneous tasks, *IEEE Transactions on Pattern Analysis and Machine Intelligence* (2022).
- [52] K. Hornik, M. Stinchcombe, H. White, Multilayer feedforward networks are universal approximators, *Neural networks* 2 (5) (1989) 359–366.
- [53] L. Jiang, D. Meng, T. Mitamura, A. G. Hauptmann, Easy samples first: Self-paced reranking for zero-example multimedia search, in: *Proceedings of the 22nd ACM international conference on Multimedia*, 2014, pp. 547–556.
- [54] Q. Zhao, D. Meng, L. Jiang, Q. Xie, Z. Xu, A. G. Hauptmann, Self-paced learning for matrix factorization, in: *Twenty-ninth AAAI conference on artificial intelligence*, 2015.
- [55] D. Meng, Q. Zhao, L. Jiang, A theoretical understanding of self-paced learning, *Information Sciences* 414 (2017) 319–328.
- [56] N. Natarajan, I. S. Dhillon, P. K. Ravikumar, A. Tewari, Learning with noisy labels, *Advances in neural information processing systems* 26 (2013) 1196–1204.
- [57] Y. Lyu, I. W. Tsang, Curriculum loss: Robust learning and generalization against label corruption, *arXiv preprint arXiv:1905.10045* (2019).

- [58] L. Feng, S. Shu, Z. Lin, F. Lv, L. Li, B. An, Can cross entropy loss be robust to label noise?, in: IJCAI, 2020, pp. 2206–2212.
- [59] L. Wu, F. Tian, Y. Xia, Y. Fan, T. Qin, J. Lai, T.-Y. Liu, Learning to teach with dynamic loss functions, arXiv preprint arXiv:1810.12081 (2018).
- [60] H. Xu, H. Zhang, Z. Hu, X. Liang, R. Salakhutdinov, E. Xing, Autoloss: Learning discrete schedules for alternate optimization, arXiv preprint arXiv:1810.02442 (2018).
- [61] C. Huang, S. Zhai, W. Talbott, M. B. Martin, S.-Y. Sun, C. Guestrin, J. Susskind, Addressing the loss-metric mismatch with adaptive loss alignment, in: International Conference on Machine Learning, PMLR, 2019, pp. 2891–2900.
- [62] J. Grabocka, R. Scholz, L. Schmidt-Thieme, Learning surrogate losses, arXiv preprint arXiv:1905.10108 (2019).
- [63] C. Li, X. Yuan, C. Lin, M. Guo, W. Wu, J. Yan, W. Ouyang, Am-lfs: Automl for loss function search, in: Proceedings of the IEEE/CVF International Conference on Computer Vision (ICCV), 2019.
- [64] B. Gao, H. Gouk, T. M. Hospedales, Searching for robustness: Loss learning for noisy classification tasks, in: Proceedings of the IEEE/CVF International Conference on Computer Vision, 2021, pp. 6670–6679.
- [65] S. Baik, J. Choi, H. Kim, D. Cho, J. Min, K. M. Lee, Meta-learning with task-adaptive loss function for few-shot learning, in: Proceedings of the IEEE/CVF International Conference on Computer Vision, 2021, pp. 9465–9474.
- [66] J. Schmidhuber, Learning to control fast-weight memories: An alternative to dynamic recurrent networks, *Neural Computation* 4 (1) (1992) 131–139.
- [67] S. Thrun, L. Pratt, *Learning to learn*, Springer Science & Business Media, 2012.
- [68] J. Shu, Z. Xu, D. Meng, Small sample learning in big data era, arXiv preprint arXiv:1808.04572 (2018).

- [69] L. Franceschi, P. Frasconi, S. Salzo, R. Grazzi, M. Pontil, Bilevel programming for hyperparameter optimization and meta-learning, in: International Conference on Machine Learning, PMLR, 2018, pp. 1568–1577.
- [70] A. Paszke, S. Gross, S. Chintala, G. Chanan, E. Yang, Z. DeVito, Z. Lin, A. Desmaison, L. Antiga, A. Lerer, Automatic differentiation in pytorch (2017).
- [71] A. Krizhevsky, G. Hinton, et al., Learning multiple layers of features from tiny images (2009).
- [72] S. Reed, H. Lee, D. Anguelov, C. Szegedy, D. Erhan, A. Rabinovich, Training deep neural networks on noisy labels with bootstrapping, arXiv preprint arXiv:1412.6596 (2014).
- [73] X. Xia, T. Liu, B. Han, N. Wang, M. Gong, H. Liu, G. Niu, D. Tao, M. Sugiyama, Part-dependent label noise: Towards instance-dependent label noise, *Advances in Neural Information Processing Systems* 33 (2020) 7597–7610.
- [74] H. Song, M. Kim, J.-G. Lee, Selfie: Refurbishing unclean samples for robust deep learning, in: International Conference on Machine Learning, PMLR, 2019, pp. 5907–5915.
- [75] K.-H. Lee, X. He, L. Zhang, L. Yang, Cleannet: Transfer learning for scalable image classifier training with label noise, in: Proceedings of the IEEE Conference on Computer Vision and Pattern Recognition, 2018, pp. 5447–5456.
- [76] L. Bossard, M. Guillaumin, L. Van Gool, Food-101—mining discriminative components with random forests, in: European conference on computer vision, Springer, 2014, pp. 446–461.
- [77] T. Xiao, T. Xia, Y. Yang, C. Huang, X. Wang, Learning from massive noisy labeled data for image classification, in: Proceedings of the IEEE conference on computer vision and pattern recognition, 2015, pp. 2691–2699.