

Chirality-induced emergent spin-orbit coupling with photons

Jonah S. Peter,^{1,*} Stefan Ostermann,¹ and Susanne F. Yelin¹

¹*Department of Physics, Harvard University, Cambridge, Massachusetts 02138, USA*

Chirality, or handedness, is a geometrical property denoting a lack of mirror symmetry. Chiral systems are ubiquitous in nature and are associated with the non-reciprocal interactions observed in topological materials and complex biomolecules, among other phenomena. In this paper, we demonstrate that chiral arrangements of dipole-coupled quantum emitters can facilitate the unidirectional transport of photonic spin excitations without breaking time-reversal symmetry. We show that this spin-selective transport stems from a universal emergent spin-orbit coupling induced by the chiral geometry, which in turn, results in a nontrivial topology. We also examine the effects of collective dissipation on the dynamics and find that many-body coherences lead to helicity-dependent photon emission: an effect we call helical superradiance. Applications to emerging quantum technologies as well as the potential role of spin-selective photon transport in nature are discussed.

Chirality (or handedness) is ubiquitous in nature and can be observed in macromolecular structures like DNA, down to the single particle level as in Weyl fermions or photons with circular polarization. An object is chiral if it cannot be superimposed on its mirror image by a rotation. This property allows chiral systems to unidirectionally propagate photons or spin excitations without breaking time-reversal (\mathcal{T}) symmetry. Platforms that admit such chiral (or helical) modes, including photonic nanostructures [1, 2] and topological insulators [3–5], are at the forefront of recent innovations in both fundamental physics and applied quantum technologies.

Over the last two decades, several experiments have demonstrated that chiral molecules can act as efficient spin filters for low energy helical electrons in a phenomenon known as the Chiral-Induced Spin Selectivity (CISS) effect [6, 7]. The discovery of a spin-selective electron transport mechanism based on organic molecules has implicated the CISS effect in numerous potential applications including enantioseparation [8], electrochemistry [9], and the development of spintronics devices [10, 11]. Recent proposals have also suggested that CISS may be involved in biological electron transport [12, 13] and could have contributed to the emergence of “biological homochirality” (the observation that DNA and other biomolecules exist almost exclusively with one handedness) during the origin of life [14, 15].

Of course in addition to charged particles, the other fundamental component of the electromagnetic interaction is light. Photons can also carry spin angular momentum, which is encoded in their two orthogonal polarizations. The coupling of photons to dipolar quantum emitters [16, 17] can result in efficient photon transport [18–20] and cooperative phenomena including the superradiant and subradiant emission of light [21, 22]. A central question is then whether geometrical chirality can also facilitate the spin-selective transport of helical modes in photonic systems, while preserving \mathcal{T} symmetry.

In this work, we show that helical excitations induced by circularly polarized photons do indeed propagate selectively through chiral emitter geometries. This

phenomenon—which occurs at zero magnetic field and without breaking \mathcal{T} symmetry—results from an emergent spin-orbit coupling (SOC) that is universal to all chiral geometries. The dynamics are further enriched at subwavelength scales where collective dissipation results in helicity-dependent photon emission: an effect we call helical superradiance (Fig. 1a). We show that spin-selective chiral transport can be attributed to a non-Abelian gauge field [23] that results in an excitation band structure with nontrivial topology. We conclude by discussing potential experimental implementations of these effects and highlighting the possible implications of their occurrence in nature.

SPIN-SELECTIVE DYNAMICS

Excitation transport between atoms or molecules can be modeled as a collection of quantum emitters interacting with a radiation field. As a minimal model to unveil the effects described above, we focus on a helix as the archetypal chiral geometry—though our results are universal to all chiral structures (see Methods). We consider a helical array of V-type quantum emitters, each with two hyperfine transitions excited by left (σ^+) and right (σ^-) circularly polarized light, respectively, and resonance frequency $\omega_0 = 2\pi c/\lambda$ (Fig. 1b). No Zeeman splitting is imposed between the hyperfine states. Long-range dipole-dipole interactions between emitters i and j are mediated through real and virtual photon exchanges that couple orbitals $|\sigma_i\rangle$ and $|\sigma'_j\rangle$ with either the same or opposite polarization (see Fig. 1c and Methods). After tracing out the field degrees of freedom in the Born and Markov approximations [21], this system can be described as a collection of pseudospin-1/2 hard-core bosons via the Hamiltonian [24],

$$H = \sum_{i=1}^N \sum_{\sigma} \omega_0 b_{i\sigma}^\dagger b_{i\sigma} + \sum_{i,j \neq 1}^N \sum_{\sigma, \sigma'} J_{ij}^{\sigma\sigma'} b_{i\sigma}^\dagger b_{j\sigma'} \quad (1)$$

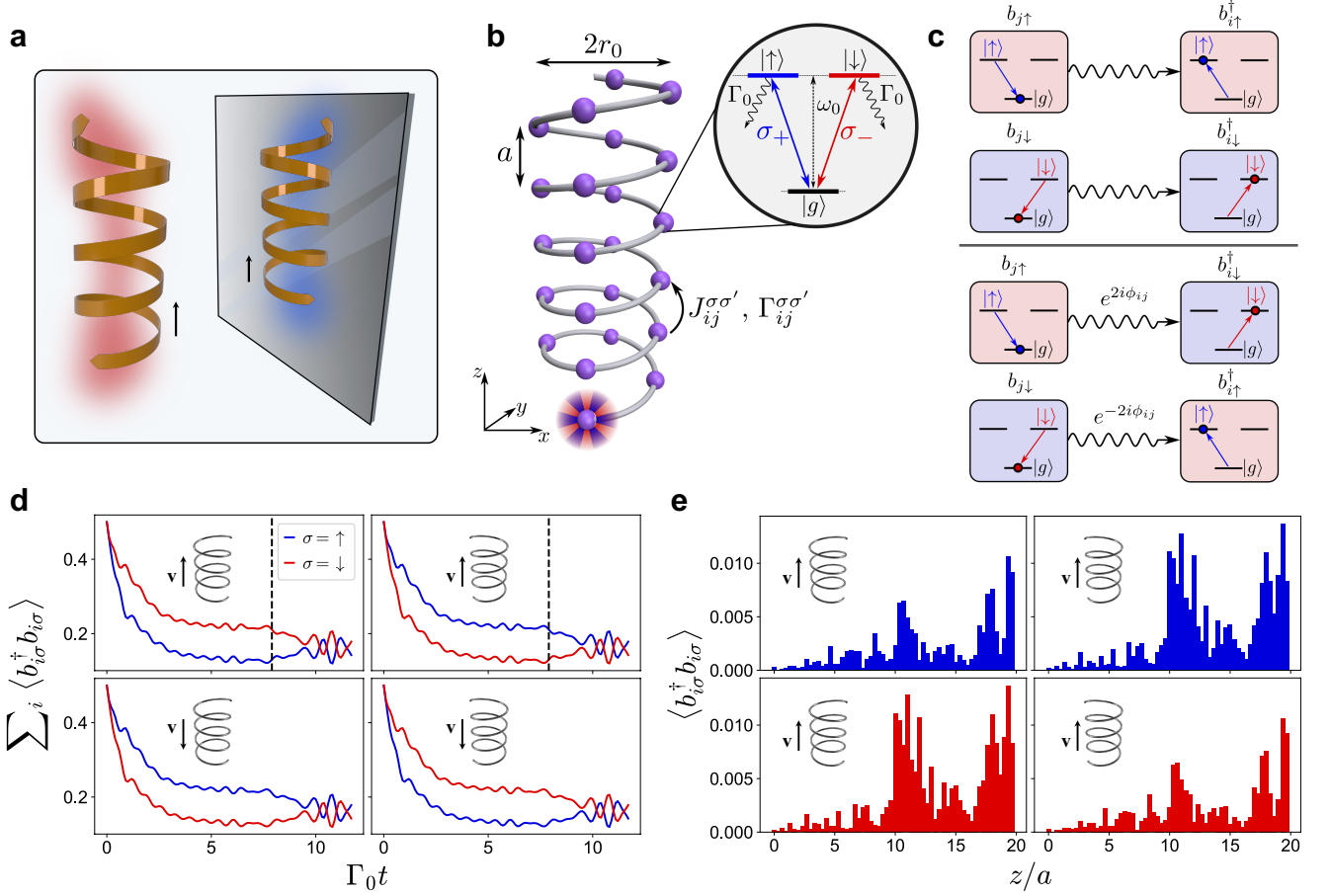


Fig. 1. Overview of the model and results described in this work. (a) Photons with opposite helicity preferentially interact with structures of opposite chirality. For a given propagation direction (black arrows), collective dissipation results in the superradiant emission of light with polarization determined by the chirality of the structure (red and blue halos). (b) The long-range hopping model used to describe the transport dynamics. Purple spheres denote emitters with a V-type level structure consisting of two degenerate hyperfine orbitals $|\uparrow\rangle$ and $|\downarrow\rangle$ excited by left (σ^+ ; blue) and right (σ^- ; red) circularly polarized light, respectively. Decay to the ground state $|g\rangle$ occurs with spontaneous emission rate Γ_0 from each excited state. Emitters arranged in a helix with radius r_0 , pitch a , and N atoms per 2π turn are coupled through long-range dipole-dipole interactions with coherent and dissipative hopping rates $J_{ij}^{\sigma\sigma'}$ and $\Gamma_{ij}^{\sigma\sigma'}$, respectively. Initialization at one end of the helix results in spin-selective transport. (c) Fundamental processes governing the transport dynamics. Flip-flop interactions between emitters i and j are mediated through photon exchanges that excite orbitals with either the same (top) or opposite (bottom) polarization. When the photon spin is changed, conservation of angular momentum requires that the interaction picks up an additional position-dependent phase (see also Eq. (1) and Methods). (d) Population dynamics for left-handed (left-hand panels) and right-handed (right-hand panels) helices after initialization in an unpolarized mixed state at either the bottom (top two panels) or top (bottom two panels) of the helix. Blue (red) curves denote the total population in the \uparrow (\downarrow) manifold as a function of time. Black arrows denote the propagation direction of the initial wave packet. Dashed lines indicate the time $t = 7.9/\Gamma_0$ at which the wave packet reaches the opposite end of the helix (see also panel e and Fig. 3b). (e) Snapshots of the individual emitter populations for the left-handed (left-hand panels) and right-handed (right-hand panels) helices at time $t = 7.9/\Gamma_0$. Blue (red) bars denote the spin \uparrow (\downarrow) populations of each emitter along the longitudinal axis of the helix.

(we set $\hbar \equiv 1$ here and throughout this work). Here, $b_{i\sigma}^\dagger$ ($b_{i\sigma}$) creates (annihilates) an excitation at site i with spin $\sigma \in \{\uparrow, \downarrow\}$, N is the total number of emitters, and $J_{ij}^{\sigma\sigma'}$ are the spin-dependent hopping rates between emitters located at positions \mathbf{r}_i and \mathbf{r}_j . The hopping rates are determined by the real part of the free space electromagnetic Green's tensor evaluated at the relative coordinate $\mathbf{r}_{ij} = \mathbf{r}_i - \mathbf{r}_j$ and include an explicit phase dependence

related to the azimuthal positions of the emitters (see Methods).

In addition to the coherent long-range couplings described by the Hermitian Hamiltonian (1), we also consider collective dissipation that arises through coupling to the electromagnetic vacuum at zero temperature. The full open system dynamics include non-unitary evolution

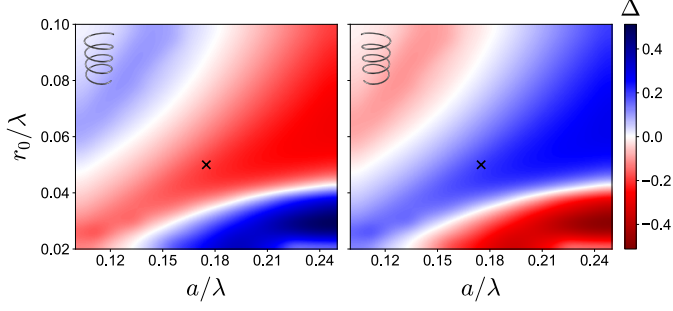


Fig. 2. Spin polarization as a function of helix radius and pitch. Colors show the spin polarization, Δ , calculated for left-handed (left) and right-handed (right) helices. Black crosses denote the geometrical parameters used in Figs. 1d,e. The spin polarization for a given radius and pitch is reversed between the two chiralities, though the magnitude and sign depend nontrivially on the geometry through the electromagnetic Green's tensor.

with the Lindbladian superoperator,

$$\mathcal{L}[\rho] = \sum_{i,j=1}^N \frac{\Gamma_{ij}^{\sigma\sigma'}}{2} \left(2b_{j\sigma'}\rho b_{i\sigma}^\dagger - \left\{ b_{i\sigma}^\dagger b_{j\sigma'}, \rho \right\} \right) \quad (2)$$

that describes cooperative decay to the vacuum with rates $\Gamma_{ij}^{\sigma\sigma'}$ and single-emitter spontaneous emission with rate $\Gamma_0 \equiv \Gamma_{ii}^{\sigma\sigma}$, determined by the imaginary part of the electromagnetic Green's tensor. The time evolution of an initial state $\rho_0 \equiv \rho(t=0)$ is then governed by the quantum optical master equation $\dot{\rho} = -i[H, \rho] + \mathcal{L}[\rho]$. Throughout this work, we focus on the single-excitation subspace which is sufficient to observe spin-selective chiral transport.

To illustrate the dynamics, we consider left- ($\xi = 1$) and right- ($\xi = -1$) handed helices oriented along the z -axis with radius $r_0 = 0.05\lambda$, pitch $a = 0.175\lambda$, $\mathcal{N} = 3$ emitters per 2π turn, and $M = N/\mathcal{N} = 20$ turns total. Fig. 1d shows the total population summed across all emitters in each spin manifold, $\sum_i \langle b_{i\sigma}^\dagger b_{i\sigma} \rangle$, as a function of time for initial states $\rho_0 = \frac{1}{2}(|\uparrow_i\rangle\langle\uparrow_i| + |\downarrow_i\rangle\langle\downarrow_i|)$, corresponding to unpolarized statistical mixtures of up and down spins localized at a single emitter i . The top (bottom) two panels show the dynamics when the starting emitter is located at the bottom (top) of the helix. The spin character of each state is given by the expectation value $\langle \mathcal{S}_z \rangle$ where $\mathcal{S}_z = \mathbb{1}_N \otimes \sigma_z = \sum_i (b_{i\uparrow}^\dagger b_{i\uparrow} - b_{i\downarrow}^\dagger b_{i\downarrow})$, $\mathbb{1}_N$ is the $N \times N$ identity matrix, and σ_z is the third Pauli operator. As the initial spin wave propagates through the helix with group velocity $\mathbf{v} = v\hat{\mathbf{z}}$ (black arrows), it acquires a helicity $\eta = \langle \mathcal{S}_z \rangle v/|v|$. For the left-handed chirality (left-hand panels of Fig. 1d), the positive helicity states, i.e., spin $\uparrow(\downarrow)$ propagating upwards (downwards), propagate with enhanced dissipation. By contrast for the right-handed chirality (right-hand panels of Fig. 1d), the negative helicity states, i.e., spin $\downarrow(\uparrow)$ propagating upwards (downwards), are preferentially scattered. In both

cases, the product $\chi \equiv \xi \text{sgn}(\eta) = -1$ describes configurations that are robust to population loss.

Fig. 1e shows a snapshot of the individual emitter populations when the initial upward-moving wave packet reaches the top end of the helix ($t = 7.9/\Gamma_0$; denoted by dashed lines in Fig. 1d). For the left-handed helix, spin \downarrow excitations exhibit longer lifetimes and are more efficiently transported to the opposite end. The same initial condition results in the preferential transport of spin \uparrow excitations for the right-handed helix. For the more general case when the initial state is a *polarized* statistical mixture of spins, the same transport dynamics result in the predominant excitation of only one chirality (Extended Data Fig. 1).

The magnitude of this chiral transport can be quantified by the spin polarization,

$$\Delta = \int_0^\tau dt \sum_i \frac{(\langle b_{i\uparrow}^\dagger b_{i\uparrow} \rangle - \langle b_{i\downarrow}^\dagger b_{i\downarrow} \rangle)}{(\langle b_{i\uparrow}^\dagger b_{i\uparrow} \rangle + \langle b_{i\downarrow}^\dagger b_{i\downarrow} \rangle)}, \quad (3)$$

defined as the difference in population between the spin manifolds integrated until the wave packet reaches the opposite end of the helix at time τ . Fig. 2 shows the value of Δ for left- and right-handed helices of varying radius and pitch. For any given geometry, the spin polarization is equal and opposite between the left- and right-handed helices. However, for fixed chirality ξ , both the magnitude and sign of the spin polarization depend nontrivially on the geometric proportions of the helix. This fact may be traced back to the nontrivial positional dependence of the electromagnetic Green's tensor and to the presence of long-range all-to-all couplings that introduce multiple frequency scales to the dynamics (see Extended Data Figs. 2 and 3).

EMERGENT SPIN-ORBIT COUPLING AND HELICAL SUPERRADIANCE

The spin-selective dynamics can be understood by examining the band structure of the collective helical modes. A helix with N commensurate, evenly distributed emitters is a non-Bravais lattice with \mathcal{N} sublattices and M unit cells. This geometry is periodic along the z -axis and the Hamiltonian (1) can be expressed in momentum space by performing the discrete Fourier transform $b_{i\mu\sigma} = (1/\sqrt{N}) \sum_{\mathbf{k}} \exp(i\mathbf{k} \cdot \mathbf{r}_i^\mu) b_{k\mu\sigma}$, where μ is the sublattice index denoting the M emitters along one sublattice and $\mathbf{k} = k\hat{\mathbf{z}}$ is the lattice quasimomentum. The eigenstates of the resultant k -space Hamiltonian are collective Bloch modes of the form $|\psi_{nk}\rangle = e^{ikz} |u_{nk}\rangle$ with energy ε_{nk} and band index n .

After a local gauge transformation (see Methods), the set of ε_{nk} describe $2\mathcal{N}$ energy bands that are periodic in the first Brillouin zone, $k \in [-\pi/a, \pi/a]$, and become

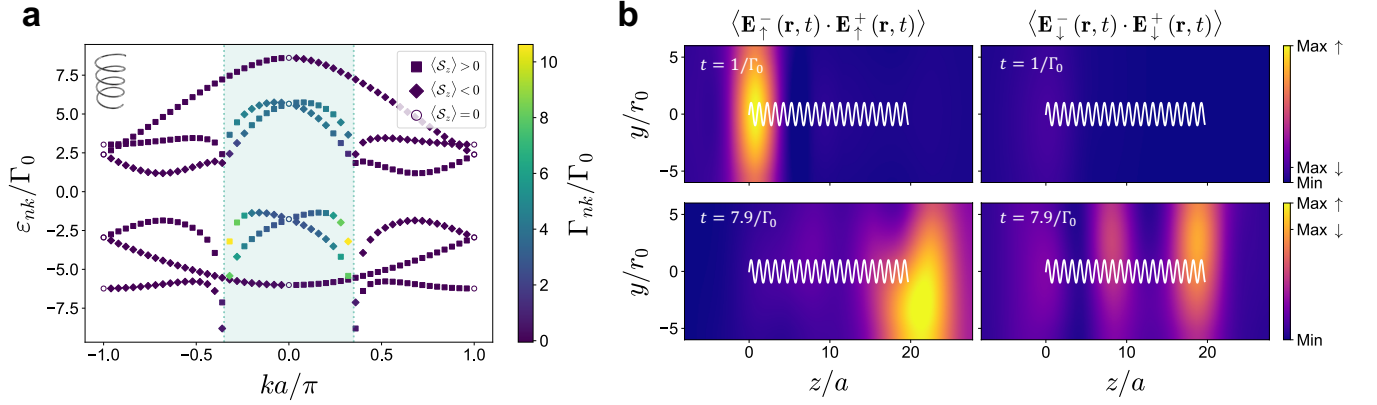


Fig. 3. Band structure and field emissions for a chiral lattice geometry. **(a)** Collective excitation band structure for an infinite left-handed helix plotted in the first Brillouin zone. The geometry is the same as in Figs. 1d,e. The energies ε_{nk} of each Bloch mode are shifted by the coherent couplings $J_{ij}^{\sigma\sigma'}$ (without loss of generality, we subtract off the constant energy contribution ω_0). Filled squares (diamonds) denote modes that are predominantly spin \uparrow (\downarrow). Open circles indicate equal superposition modes at the \mathcal{T} invariant points $k = 0, \pm\pi/a$. The anti-symmetric spin structure of each band results from the emergent SOC induced by the chiral geometry. The coloring of each symbol denotes the collective decay rate Γ_{nk} of each mode. Bright colors are superradiant and dark colors are subradiant. Dotted lines indicate the light cone at $k = k_0$. **(b)** Snapshots of the emitted light field intensity at $t = 1/\Gamma_0$ (top two panels) and $t = 7.9/\Gamma_0$ (bottom two panels). Field intensities are shown in the y - z plane at a distance $x = 10r_0$ from the helical axis so as to not include contributions from the evanescent fields of the emitters. A projection of the helix geometry onto the y - z plane is shown in white. The left (right) two panels show the contribution from spin \uparrow (\downarrow) photons to the field intensity. Bright colors demonstrate that helical superradiance is enhanced when the wave packet is localized at either end of the helix. The maximum intensities from each polarization are indicated in the color bar to the right.

continuous as $M \rightarrow \infty$ [25]. Fig. 3a shows an exemplary band structure for an infinite left-handed helix with the same parameters used in Figs. 1d,e. Filled squares denote modes that are predominantly spin \uparrow with $\langle S_z \rangle > 0$, whereas filled diamonds represent modes that are predominantly spin \downarrow with $\langle S_z \rangle < 0$. Open circles correspond to equal superposition states with $\langle S_z \rangle = 0$.

The qualitative features of the band structure shown in Fig. 3a can be understood in terms of the symmetry properties of the Hamiltonian (1). This Hamiltonian is \mathcal{T} symmetric but breaks spin rotation symmetry through the spin-flip term $\propto b_{i,\uparrow}^\dagger b_{j,\downarrow}$. \mathcal{T} symmetry transforms $S_z \rightarrow -S_z$ and therefore requires modes with quasimomentum $\pm k$ to have equal energy but opposite spin and group velocity $v = d\varepsilon_k/dk$. Besides the \mathcal{T} invariant points at $k = 0, \pm\pi/a$ (for which \mathcal{T} symmetry requires $v, \langle S_z \rangle = 0$), broken spin rotation symmetry allows each mode to experience spin mixing. The spin character of each Bloch mode is guaranteed to be nonzero at all $k \neq 0, \pm\pi/a$ when the geometry is chiral (see Methods). This property allows modes with finite dispersion ($v \neq 0$) to experience spin-momentum locking. The resultant SOC imposes an energy penalty on helical modes in the $\chi = 1$ configuration and results in reduced population and less efficient spin transport (see Figs. 1d,e and 2). As shown in the Methods, this emergent SOC is a universal feature of all chiral geometries.

The energy and spin character of each mode are dic-

tated solely by the Hermitian Hamiltonian (1), which is sufficient to explain the spin-selective chiral transport (see Methods and Extended Data Fig. 4). Nevertheless, inclusion of the Lindbladian (2) enhances this dynamical effect due to collective dissipation at subwavelength scales. In the single-excitation subspace, the dynamics generated by Eqs. (1) and (2) are equivalent to those evoked by the non-Hermitian effective Hamiltonian,

$$H_{\text{eff}} = H - i \sum_{i,j=1}^N \frac{\Gamma_{ij}^{\sigma\sigma'}}{2} b_{i\sigma}^\dagger b_{j\sigma'}. \quad (4)$$

This effective Hamiltonian has complex eigenvalues $\tilde{\varepsilon}_{nk} = \varepsilon_{nk} + i\Gamma_{nk}$, where Γ_{nk} is the vacuum decay rate of each Bloch mode (indicated by the color coding of symbols in Fig. 3a). At subwavelength distances, cooperative resonances can enhance or suppress the decay rate of a given mode away from the bare emitter decay rate, Γ_0 , depending on whether that mode lies inside or outside the light cone (dotted lines in Fig. 3a). Bright modes (those inside the light cone) are superradiant with $\Gamma_{nk} > \Gamma_0$, whereas dark modes (outside the light cone) experience a momentum mismatch with the available vacuum modes and are subradiant with $\Gamma_{nk} \approx 0$.

The effect of this Lindbladian is to passively break time-reversal symmetry [26] by adding only an overall decay to each mode without influencing the energetics or spin properties of the band structure described above.

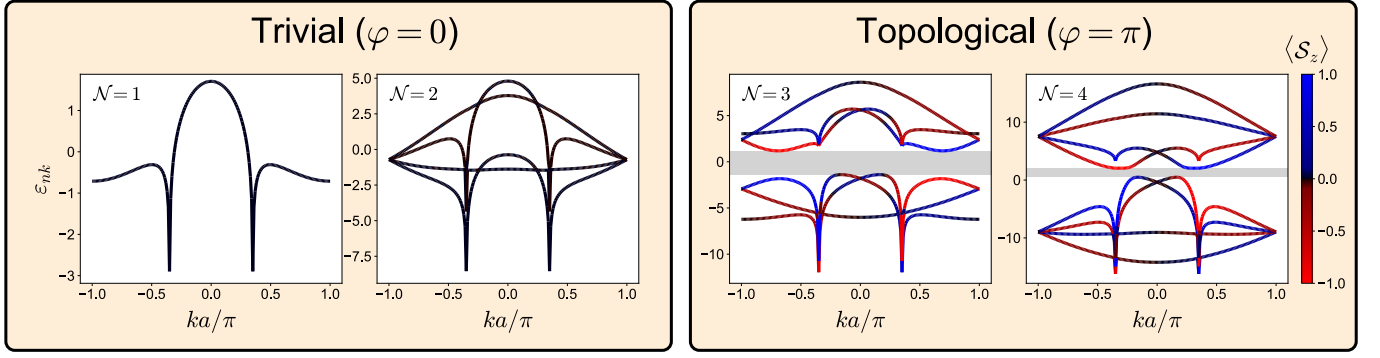


Fig. 4. Demonstration of nontrivial topology for chiral geometries. Each plot shows the collective band structure for a left-handed helix constructed with \mathcal{N} emitters per 2π turn. The radius and pitch are the same as in Figs. 1d,e, and 3. A topological phase transition occurs at $\mathcal{N} = 3$, characterized by the opening of an energy band gap (gray shaded regions) and a nontrivial Zak phase. Colors show the spin character $\langle S_z \rangle$ of each mode and demonstrate the emergence of a finite SOC in the topologically nontrivial regime.

These decay terms may be interpreted as imaginary energies resulting from evolution with H_{eff} . As for the real energies ε_{nk} , \mathcal{T} symmetry requires that the decay rates Γ_{nk} be equal for modes with $\pm k$. Because these modes necessarily have opposite spin and group velocity, they must have identical helicity. As such, the two maximally superradiant modes always enhance the population loss for the same helicity. Because space-inversion transforms $\xi \rightarrow -\xi$ and $\eta \rightarrow -\eta$, the superradiant helicity is reversed between the left- and right-handed chiralities and amplifies the chiral transport. As shown in Figs. 1d,e, this dynamical effect results in the preferential population of a given spin manifold determined by the propagation direction and chirality of the geometry.

Fig. 3b demonstrates this helical superradiance explicitly for the finite left-handed helix used in Figs. 1d,e. The left (right) panels of Fig. 3b show the intensity of the emitted dipole field $\langle \mathbf{E}_-^-(\mathbf{r}, t) \cdot \mathbf{E}_+^-(\mathbf{r}, t) \rangle$ radiated by \uparrow (\downarrow) excitations. The top two panels show the initial superradiant burst at $t = 1/\Gamma_0$ after initialization with an unpolarized mixed state at the bottom end of the helix (see also top left panel of Fig. 1d). The intense emission of \uparrow -polarized photons results from dynamically generated overlaps between the evolving state, $\rho(t)$, and the positive helicity superradiant modes of Fig. 3a. At intermediate times, the wave packet enters subradiant guided modes [21] and radiation into the vacuum via the bulk emitters is suppressed. Strong superradiant emission resumes at $t = 7.9/\Gamma_0$ out of the opposite end of the helix (bottom two panels of Fig 3b).

TOPOLOGICAL PROPERTIES

The SOC identified above suggests a nontrivial topology for the energy bands of chiral geometries and the existence of topologically protected edge modes [4, 27, 28].

Conservation of angular momentum requires that the two-body spin-flip process in Eq. (1) (see also Fig. 1c) described by $J_{ij}^{\uparrow\downarrow}$ picks up a complex phase, $\exp(-2i\phi_{ij})$, related to the azimuthal positions of the two emitters (see Methods) in order to compensate for the changing photon polarization. This phase dependence gives rise to an emergent gauge field that results in a nontrivial topology. In 1D, the topological properties of the band structure are characterized by the Zak phase [29],

$$\varphi = \oint_{\mathcal{C}} \text{Tr} [\mathbf{A}(k)] dk, \quad (5)$$

where $A_{mn}(k) = i \langle u_{mk} | \partial_k u_{nk} \rangle$ is the non-Abelian $U(\mathcal{N})$ gauge field [23] and \mathcal{C} defines a closed loop in reciprocal space around the Brillouin zone torus. The Zak phase is defined modulo 2π and can be either 0 (trivial) or π (nontrivial).

Fig. 4 demonstrates a transition to topologically nontrivial phases as a function of \mathcal{N} . When $\mathcal{N} = 1$, the lattice is a simple chain of transversely polarized emitters with lattice spacing a . In this case, the two spin manifolds are uncoupled with $J_{ij}^{\uparrow\downarrow} = 0$ and the band structure consists of two degenerate copies of the band structure for a chain of linearly polarized two-level emitters [21]. Spin rotation symmetry requires that the two degenerate states at each k have $\langle S_z \rangle = \pm 1$, which averages to zero at every point in the Brillouin zone. For $\mathcal{N} = 2$, the geometry is that of a staggered chain with longitudinal separation a and transverse separation $2r_0$. Here, uniform spin mixing occurs at each mode through $J_{ij}^{\uparrow\downarrow} \neq 0$, and the band structure resembles that of two 1D chains separated by a finite interaction energy. The presence of reflection symmetry for $\mathcal{N} = 1, 2$ prevents the emergence of a finite SOC (see Methods). The minimal chiral geometry is realized for $\mathcal{N} = 3$ and is characterized by a finite energy gap and the existence of emergent SOC. The Zak phases calculated for the separate upper and

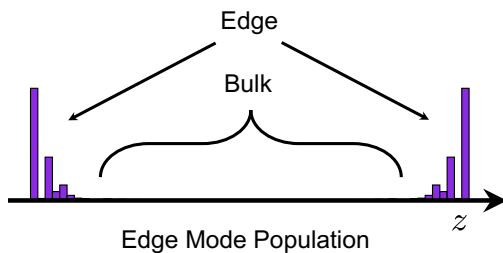


Fig. 5. A topologically nontrivial band structure leads to topologically protected edge modes. Purple bars denote emitter populations in the edge modes realized for a finite helix of $\mathcal{N} = 3$ and $M = 20$ unit cells with the same geometry used in Figs. 1d,e, 3, and 4. The edge modes are strongly localized at the top and bottom ends of the helix with minimal extension into the bulk. Both modes experience uniform spin-mixing. Topological protection guarantees that the existence of these modes is robust to the presence of disordering perturbations that do not close the energy gap.

lower bundles of \mathcal{N} bands on each side of this energy gap are nontrivial, indicating the transition to a topologically distinct phase. The edge modes for the $\mathcal{N} = 3$ geometry are shown in Fig. 5. This nontrivial topology persists for $\mathcal{N} \geq 3$ as long as the geometry remains chiral.

These topological considerations might also be relevant to the spin-selective transport of helical electrons observed in the CISS effect. In the independent electron approximation, there is no spin-exchange contribution to the hopping amplitudes and the Hamiltonian (1) is also applicable to spin-1/2 fermions, albeit with different behavior under \mathcal{T} (see Methods). Nevertheless, the influence of the gauge field in Eq. (5) has not been considered in any theoretical analysis of electron spin polarization in chiral molecules thus far. Accounting for the emergent SOC induced by particle motion along the chiral geometry might resolve the discrepancies between theoretical models of CISS and experimentally observed spin polarizations.

TOWARDS EXPERIMENTAL IMPLEMENTATIONS

The spin-selective chiral transport and emergent SOC presented in this work could be observed with a variety of different platforms. A potential implementation based on ultra-cold atoms trapped in an optical potential built from Laguerre-Gauss modes of light is particularly intriguing and could be realized with readily available techniques [30–32]. Laguerre-Gauss modes are the eigenmodes of the paraxial wave equation and characterize states with orbital angular momentum quantum number, l . The $l = 1$ state exhibits a cylindrical geometry with a phase advance that winds once per wavelength. Interfering this mode with an orthogonally polarized plane wave

shapes the field intensity into a left-handed helix. A similar setup using the $l = -1$ mode yields a right-handed helix of the same geometrical proportions. Intersecting this field with a cloud of red-detuned atoms would trap some of these atoms at intensity maxima determined by the helical potential. An additional long-range interaction potential (which could, for example, be imposed by Rydberg dressing the atoms via an additional laser [33, 34]) would result in a periodic arrangement of atoms along the helix.

An alternative approach could be realized using a 3D optical tweezer array. Coherent oscillations between atoms with V-type level structures have been demonstrated, e.g., by isolating the $60S_{1/2}$ and $60P_{3/2}$ Rydberg manifolds of ^{87}Rb [35, 36]. The 17.2 GHz transition frequency between these manifolds allows for subwavelength dynamics at μm -scale tweezer separations. Although helical superradiance may not be observable with this platform due to long Rydberg excitation lifetimes, the spin-selective transport and topological properties of the system could still be achieved. Helical superradiance could, however, potentially be observed by realizing the V-level structure with the $3P_0$ and $3D_1$ manifolds of ^{88}Sr [18].

OUTLOOK

Here we have demonstrated spin-selective photonic excitation transport where the internal emitter degrees of freedom are coupled to an underlying chiral geometry. This phenomenon has a complete description within the electric dipole approximation, placing it within the new class of nonmagnetic chiral interactions exhibiting very strong optical responses [37, 38]. Precise control over the transport and superradiant or subradiant emission of photons is a fundamental goal of quantum information science and could contribute to the development of new quantum technologies. The exploitation of excitation helicity as an additional degree of freedom might also allow for new types of chiral-selective chemistry driven by circularly polarized light, without reliance on higher order multipole moments.

The results of this work may also play a role in fundamental processes in nature. The well-documented importance of photoexcitation dynamics to the stability and reactivity of prebiotic molecules (e.g., RNA, DNA) [39–41] evokes the question of whether the effects presented here might have contributed to the emergence of biological homochirality. Although the mechanisms responsible for the homochirality of life are unknown, recent studies have suggested that chiral-selective processes during prebiotic synthesis could have seeded an initial imbalance that was amplified by subsequent chemical reactions [42, 43]. In particular, a bias in the net flux of circularly polarized photons—as has been observed in nearby star forming regions [44–46]—has long been suggested as a potential

symmetry breaking agent [47–49]. Previous proposals for translating this bias into homochiral chemistry typically invoke traditional chiroptical phenomena (e.g., asymmetric photolysis) that result in enantiomeric excesses of only a few percent [50–53]. The helical superradiance identified in this work provides a new mechanism for chiral amplification that does not rely on weak magnetic interactions and could potentially lead to a much larger chiral bias. In this scenario, the predominant circular polarization incident along a given propagation direction would excite one chirality into short-lived superradiant modes and the other chirality into long-lived subradiant modes. These long-lived modes would be preferentially available for photochemical reactions, resulting in different chemistry for right- and left-handed molecules. Such a process could contribute to the enantiomeric excesses observed in carbonaceous chondrites [54] and may have provided an exogenous source of homochiral material to the early Earth.

METHODS

Dipole-dipole interactions

The free space electromagnetic Green’s tensor is the solution to the wave equation,

$$\nabla^2 \mathbf{G}(\mathbf{r}, \mathbf{r}', k) - k^2 \mathbf{G}(\mathbf{r}, \mathbf{r}', k) = \delta(\mathbf{r} - \mathbf{r}') \mathbb{1} \quad (6)$$

for observational coordinates \mathbf{r} and source coordinates \mathbf{r}' . In the case where the emitters located at positions \mathbf{r}_j are well approximated by point electric dipoles, the Green’s tensor between emitters i and j depends only on the relative coordinate $\mathbf{r}_{ij} = \mathbf{r}_i - \mathbf{r}_j$. In the Born and Markov approximations, the Green’s tensor may further be regarded as dispersionless and is given by [21],

$$\mathbf{G}(\mathbf{r}_{ij}, k_0) = \frac{e^{ik_0 r}}{4\pi k_0^2 r^3} \left[(k_0^2 r^2 + ik_0 r - 1) \mathbb{1} - (k_0^2 r^2 + 3ik_0 r - 3) \frac{\mathbf{r}_{ij} \otimes \mathbf{r}_{ij}}{r^2} \right]. \quad (7)$$

The σ component of the positive frequency electric field calculated at position \mathbf{r} is then calculated (in the time domain) as [21]

$$\mathbf{E}_\sigma^+(\mathbf{r}) = \mu_0 \omega_0^2 \sum_{j=1}^N \mathbf{G}(\mathbf{r} - \mathbf{r}_j, k_0) \cdot \boldsymbol{\wp}_{j\sigma} b_{j\sigma}, \quad (8)$$

where $\boldsymbol{\wp}_{i\sigma}$ is the transition dipole matrix element vector for orbital $\sigma \in \{\uparrow, \downarrow\}$ on emitter j , $b_{j\sigma}$ is the bosonic lowering operator defined in the main text, and μ_0 is the vacuum permeability. Consequently, dipole-dipole interactions between pairs of emitters are characterized by

$$-\boldsymbol{\wp}_{i\sigma}^\dagger \cdot \mathbf{E}_{j\sigma'}^+(\mathbf{r}_i) = J_{ij}^{\sigma\sigma'} - (i/2) \Gamma_{ij}^{\sigma\sigma'}, \text{ where}$$

$$J_{ij}^{\sigma\sigma'} = -\mu_0 \omega_0^2 \boldsymbol{\wp}_{i\sigma}^\dagger \cdot \text{Re } \mathbf{G}(\mathbf{r}_{ij}, k_0) \cdot \boldsymbol{\wp}_{j\sigma'} \quad (9)$$

$$\Gamma_{ij}^{\sigma\sigma'} = 2\mu_0 \omega_0^2 \boldsymbol{\wp}_{i\sigma}^\dagger \cdot \text{Im } \mathbf{G}(\mathbf{r}_{ij}, k_0) \cdot \boldsymbol{\wp}_{j\sigma'} \quad (10)$$

describe the coherent and dissipative parts of the interaction, respectively, and $\Gamma_0 \equiv \Gamma_{ii}^{\sigma\sigma} = \omega_0^3 |\boldsymbol{\wp}_{i\sigma}|^2 / 3\pi \hbar \epsilon_0 c^3$ is the spontaneous emission rate of each orbital.

For a helix periodic along the z -axis with radius r_0 , pitch a , and \mathcal{N} emitters per 2π turn, the relative coordinate between emitters i and j can be written as $\mathbf{r}_{ij} = x_{ij} \hat{\mathbf{x}} + y_{ij} \hat{\mathbf{y}} + z_{ij} \hat{\mathbf{z}}$ for

$$\begin{aligned} x_{ij} &= 2r_0 \sin \left[(\mu - \nu) \frac{\pi}{\mathcal{N}} \right] \cos \left[(\mu + \nu) \frac{\pi}{\mathcal{N}} \right] \\ y_{ij} &= 2r_0 \sin \left[(\mu - \nu) \frac{\pi}{\mathcal{N}} \right] \sin \left[(\mu + \nu) \frac{\pi}{\mathcal{N}} \right] \\ z_{ij} &= \left[(\mu - \nu) \frac{a}{\mathcal{N}} + al \right], \end{aligned} \quad (11)$$

where μ (ν) = i (j) mod \mathcal{N} , and l denotes the number of unit cells between i and j . Plugging $r_{ij} = |\mathbf{r}_{ij}|$ and Γ_0 into Eq. (9), the spin-flip interaction is found to be

$$J_{ij}^{\uparrow\downarrow} = \frac{3r_0^2 \lambda \Gamma_0}{4\pi k_0^2 r_{ij}^5} \sin^2 \left(\frac{\phi_i - \phi_j}{2} \right) e^{-2i\phi_{ij}} \times \left[(3 - k_0^2 r_{ij}^2) \cos(k_0 r_{ij}) + 3k_0 r_{ij} \sin(k_0 r_{ij}) \right] \quad (12)$$

for $\phi_i = \tan^{-1}(y_i/x_i)$ and $\phi_{ij} \equiv (\phi_i + \phi_j)/2$.

Mapping to a pseudospin formalism

In the Cartesian basis, the transition dipole matrix element vectors for left and right circularly polarized excitations are given by

$$\boldsymbol{\wp}_\pm = \frac{|\boldsymbol{\wp}_\pm|}{\sqrt{2}} \begin{pmatrix} 1 \\ \pm i \\ 0 \end{pmatrix}. \quad (13)$$

In the single excitation manifold, the ground state, $|g\rangle$, of each emitter may be traced out of the Hilbert space and the excited states, $|\sigma\rangle$, are represented succinctly using the basis vector mapping $|\uparrow\rangle = |+\rangle = (1, 0)^T$, $|\downarrow\rangle = |-\rangle = (0, 1)^T$ such that $b_\uparrow^\dagger b_\uparrow - b_\downarrow^\dagger b_\downarrow = |\uparrow\rangle \langle \uparrow| - |\downarrow\rangle \langle \downarrow| = \sigma_z$. The dipole-dipole Green’s tensor (7) neglects electronic exchange interactions, which is a good approximation when the orbitals on adjacent emitters are well-separated. This allows for the circularly polarized excitations to be described using bosonic statistics with a pseudospin-1/2 degree of freedom characterized by \mathcal{S}_z . This bosonization, however, implies a deviation from the usual fermionic time-reversal properties, as discussed below.

It is familiar from traditional band theory that spin-1/2 excitations obeying fermionic statistics exist as

Kramers' pairs when \mathcal{T} symmetry is preserved. This constraint requires at least a two-fold degeneracy at every point in the Brillouin zone when inversion symmetry is present. If inversion symmetry is broken (i.e., the lattice geometry is chiral), \mathcal{T} symmetry still requires this degeneracy to be preserved at all \mathcal{T} invariant quasimomenta. In either case, the spin of each excitation may be interpreted as a vector on the Bloch sphere.

In the bosonic case, no such degeneracy is required and \mathcal{T} may be written as $\mathcal{T} = \mathcal{K}\mathcal{S}_x$ where \mathcal{K} is the complex conjugation operator. The polarization of each excitation is instead given by a vector on the Poincare sphere [55, 56], with left and right circular polarizations residing at the north and south poles, respectively. In contrast to the fermionic case (where an equal superposition of \uparrow and \downarrow spins results in an equal magnitude spin-1/2 excitation pointing in the orthogonal plane), vectors residing along the equator of the Poincare sphere do not carry angular momentum. That is, an equal superposition of left and right circularly polarized excitations yields a linearly polarized excitation of pseudospin-0 (see Eq. (13)). Whereas the \mathcal{T} operator acting on a fermionic system corresponds to a complete inversion of the Bloch vector through the origin, the bosonic \mathcal{T} results in a reflection through the Poincare sphere equatorial plane and leaves vectors residing in this plane unchanged.

Band structure calculations

Accounting for a potential Zeeman field, \mathbf{B} , the general form of the Hamiltonian for a collection of V-type quantum emitters interacting via the Green's tensor formalism is

$$H = \sum_{i=1}^N \sum_{\sigma} \omega_0 b_{i\sigma}^\dagger b_{i\sigma} + \sum_{i=1}^N \boldsymbol{\mu} \cdot \mathbf{B} (b_{i\uparrow}^\dagger b_{i\uparrow} - b_{i\downarrow}^\dagger b_{i\downarrow}) + \sum_{i,j \neq 1}^N \sum_{\sigma, \sigma'} J_{ij}^{\sigma\sigma'} b_{i\sigma}^\dagger b_{j\sigma'}. \quad (14)$$

For an infinite, periodic, non-Bravais lattice, the substitution $b_{j\mu\sigma} = (1/\sqrt{N}) \sum_{\mathbf{k}} \exp(i\mathbf{k} \cdot \mathbf{r}_j^\mu) b_{\mathbf{k}\mu\sigma}$ for sublattice index μ and quasimomentum \mathbf{k} into Eq. (14) yields the \mathbf{k} -space Hamiltonian [25, 57],

$$H = \sum_{\mathbf{k}} \sum_{\mu, \nu} \sum_{\sigma, \sigma'} h_{\mu\sigma, \nu\sigma'}(\mathbf{k}) b_{\mathbf{k}\mu\sigma}^\dagger b_{\mathbf{k}\nu\sigma'} \quad (15)$$

with matrix elements

$$h_{\mu\sigma, \nu\sigma'}(\mathbf{k}) = \omega_0 \delta_{\mu\nu} \delta_{\sigma\sigma'} + \zeta_{\mu\sigma, \nu\sigma'} + \chi_{\mu\sigma, \nu\sigma'}^I + \chi_{\mu\sigma, \nu\sigma'}^{II}, \quad (16)$$

where

$$\zeta_{\mu\sigma, \nu\sigma'} = \boldsymbol{\mu} \cdot \mathbf{B} (\delta_{\sigma\uparrow} \delta_{\sigma'\uparrow} - \delta_{\sigma\downarrow} \delta_{\sigma'\downarrow}) \delta_{\mu\nu} \quad (17)$$

$$\chi_{\mu\sigma, \nu\sigma'}^I = \sum_{\mathbf{R}_\mu \neq 0} e^{-i\mathbf{k} \cdot \mathbf{R}_\mu} J_{\sigma\sigma'}(\mathbf{R}_\mu) \delta_{\mu\nu} \quad (18)$$

$$\chi_{\mu\sigma, \nu\sigma'}^{II} = \sum_{\mathbf{R}_\mu} e^{-i\mathbf{k} \cdot (\mathbf{R}_\mu + \mathbf{n}_{\mu\nu})} J_{\sigma\sigma'}(\mathbf{R}_\mu + \mathbf{n}_{\mu\nu}) (1 - \delta_{\mu\nu}). \quad (19)$$

Here, the (infinite) set of \mathbf{R}_μ denote vectors of the underlying Bravais lattice and $\mathbf{n}_{\mu\nu} = \mathbf{n}_\mu - \mathbf{n}_\nu$ is the vector pointing from sublattice ν to μ within a given unit cell. ζ describes the Zeeman splitting between \uparrow and \downarrow orbitals with magnetic moment $\boldsymbol{\mu}$ due to an external magnetic field \mathbf{B} . Finally, χ^I describes interactions between emitters on the same sublattice and χ^{II} describes interactions between different sublattices.

To enforce periodicity of the Brillouin zone, it is necessary to apply the local gauge transformation [58] $b_{\mathbf{k}\mu\sigma} \rightarrow e^{-i\mathbf{k} \cdot \mathbf{n}_\mu} b_{\mathbf{k}\mu\sigma}$. A redefinition of $h(\mathbf{k})$ to include this \mathbf{k} -dependent phase transforms

$$\chi_{\mu\sigma, \nu\sigma'}^{II} \rightarrow \sum_{\mathbf{R}_\mu} e^{-i\mathbf{k} \cdot \mathbf{R}_\mu} J_{\sigma\sigma'}(\mathbf{R}_\mu + \mathbf{n}_{\mu\nu}) (1 - \delta_{\mu\nu}) \quad (20)$$

and ensures that $h(\mathbf{k} + \mathbf{G}_\mu) = h(\mathbf{k})$ for any reciprocal lattice vector $\mathbf{G}_\mu \cdot \mathbf{R}_\mu = 2\pi$.

For the quasi-1D helical geometries used in this work, the lattice vectors are given by $\mathbf{R}_\mu = al\hat{\mathbf{z}}$ for lattice constant a and $l \in \mathbb{Z}$. The infinite sums contained in Eqs. (18) and (19) are easily computed numerically and typically converge for $|l| \lesssim 50$.

Topological classification

For a non-Bravais lattice with \mathcal{N} sublattices, the Hamiltonian (15) gives rise to $2\mathcal{N}$ Bloch modes of the form $|\psi_{n\mathbf{k}}\rangle = e^{i\mathbf{k} \cdot \mathbf{r}} |u_{n\mathbf{k}}\rangle$. The \mathcal{N} bands on either side of the energy gap obey a $U(\mathcal{N})$ gauge freedom,

$$|u_{n\mathbf{k}}\rangle \rightarrow \sum_m U_{mn}(\mathbf{k}) |u_{m\mathbf{k}}\rangle, \quad (21)$$

where the $\mathcal{N} \times \mathcal{N}$ unitary matrix U_{mn} describes an equivalence class of physically identical Bloch manifolds. The non-Abelian Berry connection for each isolated manifold then follows as [23, 59]

$$\mathbf{A}_{mn}(\mathbf{k}) = i \langle u_{m\mathbf{k}} | \nabla_{\mathbf{k}} u_{n\mathbf{k}} \rangle. \quad (22)$$

For a closed loop \mathcal{C} around the first Brillouin zone, the Berry phase is given by

$$\varphi = \oint_{\mathcal{C}} \text{Tr} [\mathbf{A}(\mathbf{k})] \cdot d\mathbf{k} = -\text{Im} \{ \ln [\det (\mathcal{W}_{\mathcal{C}})] \}, \quad (23)$$

where \mathcal{W}_C is the Wilson loop for the path C traversed in reciprocal space. In 1D, for discretized $k = k_0, \dots, k_L$, the Wilson loop may be written as [60, 61]

$$\begin{aligned} \mathcal{W}_C &= \mathcal{P} \exp \left\{ \oint_C -iA_{mn}(k)dk \right\} \\ &= \prod_{i=0}^{L-1} \exp \{ -iA_{mn}^{(k_i, k_{i+1})} dk \}, \end{aligned} \quad (24)$$

where \mathcal{P} is the path-ordering operator and

$$\begin{aligned} \exp \{ -iA_{mn}^{(k_i, k_{i+1})} dk \} &\approx \delta_{mn} - iA_{mn}^{(k_i, k_{i+1})} dk \\ &= \delta_{mn} + \langle u_{mk_i} | (|u_{nk_{i+1}}\rangle - |u_{nk_i}\rangle) \\ &= M_{mn}^{(k_i, k_{i+1})} \end{aligned} \quad (25)$$

for overlap matrix $M_{mn}^{(k_i, k_{i+1})} = \langle u_{mk_i} | u_{nk_{i+1}} \rangle$, provided the cell-periodic functions are specified in the periodic gauge where $|u_{nk_0}\rangle = |u_{nk_L}\rangle$. In this case, the Wilson loop is easily computed as

$$\mathcal{W}_C = \prod_i M_{mn}^{(k_i, k_{i+1})}. \quad (26)$$

Importantly, while $A_{mn}(k)$ is gauge-dependent, the 1D Berry phase (or Zak phase) is gauge invariant modulo 2π .

Universality to all chiral geometries

In this section, we show that chirality is both a necessary and sufficient condition for the existence of emergent SOC in pseudospin-1/2 bosons.

The parity, or space-inversion, operator \mathcal{I} leaves the total Hamiltonian (14) unchanged but can act non-trivially on the matrix elements $h_{\mu\sigma, \nu\sigma'}(\mathbf{k})$ for particular values of \mathbf{k} . \mathcal{I} transforms $\mathbf{k} \rightarrow -\mathbf{k}$, $\mathbf{R}_\mu \rightarrow -\mathbf{R}_\mu$, and $\mathbf{n}_{\mu\nu} \rightarrow -\mathbf{n}_{\mu\nu}$ such that

$$\mathcal{I} H \mathcal{I}^{-1} = \sum_{\mathbf{k}} \sum_{\mu, \nu} \sum_{\sigma, \sigma'} h_{\mu\sigma, \nu\sigma'}(\mathbf{k}) b_{-\mathbf{k}\mu\sigma}^\dagger b_{-\mathbf{k}\nu\sigma'} \quad (27)$$

(the coupling strengths $J_{\sigma\sigma'}(\mathbf{R}_\mu)$ remain unchanged; see Eq. (7)). A redefinition of $\mathbf{k} \rightarrow -\mathbf{k}$ (which leaves the total Hamiltonian invariant due to the sum over all \mathbf{k}) transforms $b_{-\mathbf{k}\mu\sigma} \rightarrow b_{\mathbf{k}\mu\sigma}$ and

$$\chi_{\mu\sigma, \nu\sigma'}^I \rightarrow \sum_{\mathbf{R}_\mu \neq 0} e^{i\mathbf{k} \cdot \mathbf{R}_\mu} J_{\sigma\sigma'}(\mathbf{R}_\mu) \delta_{\mu\nu} \quad (28)$$

$$\chi_{\mu\sigma, \nu\sigma'}^{II} \rightarrow \sum_{\mathbf{R}_\mu} e^{i\mathbf{k} \cdot \mathbf{R}_\mu} J_{\sigma\sigma'}(\mathbf{R}_\mu + \mathbf{n}_{\mu\nu})(1 - \delta_{\mu\nu}) \quad (29)$$

while leaving the other terms in $h_{\mu\sigma, \nu\sigma'}(\mathbf{k})$ unchanged. The sum over \mathbf{R}_μ allows for a redefinition of $\mathbf{R}_\mu \rightarrow -\mathbf{R}_\mu$,

which (again noting that $J_{\sigma\sigma'}(-\mathbf{R}_\mu) = J_{\sigma\sigma'}(\mathbf{R}_\mu)$) further transforms

$$\chi_{\mu\sigma, \nu\sigma'}^I \rightarrow \sum_{\mathbf{R}_\mu \neq 0} e^{-i\mathbf{k} \cdot \mathbf{R}_\mu} J_{\sigma\sigma'}(\mathbf{R}_\mu) \delta_{\mu\nu} \quad (30)$$

$$\chi_{\mu\sigma, \nu\sigma'}^{II} \rightarrow \sum_{\mathbf{R}_\mu} e^{-i\mathbf{k} \cdot \mathbf{R}_\mu} J_{\sigma\sigma'}(\mathbf{R}_\mu - \mathbf{n}_{\mu\nu})(1 - \delta_{\mu\nu}). \quad (31)$$

The net effect of spatial inversion is then to leave the total Hamiltonian invariant but to take $\mathbf{n}_{\mu\nu} \rightarrow -\mathbf{n}_{\mu\nu}$ in $h_{\mu\sigma, \nu\sigma'}(\mathbf{k})$, which is equivalent to transforming the real-space non-Bravais lattice to its mirror image. When the geometry is chiral, $J_{\sigma\sigma'}(\mathbf{R}_\mu + \mathbf{n}_{\mu\nu}) \neq J_{\sigma\sigma'}(\mathbf{R}_\mu - \mathbf{n}_{\mu\nu})$ leading to profound effects on the band structure.

We begin by demonstrating that chirality is a necessary condition to observe the emergent SOC described in the main text.

Definition 1. Let $\mathcal{S}_i = \mathbb{1}_{\mathcal{N}} \otimes \sigma_i$ with $\mathbb{1}_{\mathcal{N}}$ the $\mathcal{N} \times \mathcal{N}$ identity matrix and σ_i the Pauli operators for $i \in \{x, y, z\}$. \mathcal{S}_i has the following properties:

1. Unitary: $\mathcal{S}_i^\dagger = \mathcal{S}_i^{-1}$
2. Hermitian: $\mathcal{S}_i^* = \mathcal{S}_i^T$.
3. Involutory: $\mathcal{S}_i = \mathcal{S}_i^{-1}$.

Lemma 1. Let M be a $2\mathcal{N} \times 2\mathcal{N}$ Hermitian matrix satisfying $\mathcal{S}_x M \mathcal{S}_x^{-1} = M^*$. If $|\lambda\rangle$ is an eigenstate of M satisfying $M|\lambda\rangle = \lambda|\lambda\rangle$ for eigenvalue λ , then $\mathcal{S}_x|\lambda\rangle$ is an eigenstate of M^* with the same eigenvalue λ .

Proof. It follows from the involutory nature of \mathcal{S}_x that $\mathcal{S}_x M = \mathcal{S}_x M \mathcal{S}_x^{-1} \mathcal{S}_x = M^* \mathcal{S}_x$. Acting with \mathcal{S}_x on the eigenvalue equation for M then gives $\mathcal{S}_x M |\lambda\rangle = M^* \mathcal{S}_x |\lambda\rangle = \lambda \mathcal{S}_x |\lambda\rangle$. \square

Lemma 2. Let M be a $2\mathcal{N} \times 2\mathcal{N}$ Hermitian matrix satisfying $\mathcal{S}_x M \mathcal{S}_x^{-1} = M^*$. If $|\lambda\rangle$ is an eigenstate of M satisfying $M|\lambda\rangle = \lambda|\lambda\rangle$ for eigenvalue λ , then the states $|\lambda^*\rangle$ and $\mathcal{S}_x|\lambda\rangle$ are both eigenstates of M^* with the same eigenvalue λ .

Proof. The Hermiticity of M implies that the eigenvalues λ are real and that $M^*|\lambda^*\rangle = \lambda|\lambda^*\rangle$. In conjunction with Lemma (1), this implies that $|\lambda^*\rangle$ and $\mathcal{S}_x|\lambda\rangle$ are both eigenstates of M^* with eigenvalue λ . \square

Theorem 1. Let M be a $2\mathcal{N} \times 2\mathcal{N}$ Hermitian matrix with basis vectors $|\mu\rangle \otimes |\sigma\rangle$ such that $\dim(|\mu\rangle) = \mathcal{N}$ and $\dim(|\sigma\rangle) = 2$. Let $|\bar{\sigma}\rangle = \sigma_x |\sigma\rangle$ denote the exchanged version of $|\sigma\rangle$. Let $|u_n\rangle = \sum_{\mu} \sum_{\sigma} c_{\mu\sigma}^n |\mu\rangle \otimes |\sigma\rangle$ be a general eigenstate of M satisfying the eigenvalue equation $M|u_n\rangle = \varepsilon_n |u_n\rangle$ where $n = 1, \dots, 2\mathcal{N}$. If $\mathcal{S}_x M \mathcal{S}_x^{-1} = M^*$, then the eigenstates $|u_n\rangle$ and $|u_m\rangle$ satisfy $c_{\mu'\bar{\sigma}'}^n = (c_{\mu'\sigma'}^m)^*$ for $\varepsilon_n = \varepsilon_m$.

Proof. Left-multiplying both sides of the eigenvalue equation for M by \mathcal{S}_x yields

$$\begin{aligned}\mathcal{S}_x M |u_n\rangle &= \varepsilon_n \mathcal{S}_x |u_n\rangle \\ &= \varepsilon_n \sum_{\mu} \sum_{\sigma} c_{\sigma\mu}^n |\mu\rangle \otimes \sigma_x |\sigma\rangle.\end{aligned}\quad (32)$$

Acting on Eq. (32) with the arbitrary basis vector $\langle\mu'|\otimes\langle\sigma'|$ produces

$$\begin{aligned}(\langle\mu'|\otimes\langle\sigma'|)\mathcal{S}_x M |u_n\rangle &= \varepsilon_n \sum_{\mu} \sum_{\sigma} c_{\mu\sigma}^n \langle\mu'|\mu\rangle \otimes \langle\sigma'|\sigma_x|\sigma\rangle \\ &= \varepsilon_n \sum_{\mu} \sum_{\sigma} c_{\mu\sigma}^n \delta_{\mu'\mu} \delta_{\sigma'\sigma} \\ &= \varepsilon_n c_{\mu'\sigma'}^n,\end{aligned}\quad (33)$$

where in the second line we have used the Hermiticity of σ_x applied to $\langle\sigma'|\sigma_x^\dagger$. Considering now the left-hand side of Eq. (33), we have

$$\begin{aligned}(\langle\mu'|\otimes\langle\sigma'|)\mathcal{S}_x M |u_n\rangle &= (\langle\mu'|\otimes\langle\sigma'|)M^* \mathcal{S}_x |u_n\rangle \\ &= (\langle\mu'|\otimes\langle\sigma'|)\varepsilon_n \mathcal{S}_x |u_n\rangle,\end{aligned}\quad (34)$$

where the second line follows from Lemma (1). Applying Lemma (2), we may define $|u_m^*\rangle \equiv \mathcal{S}_x |u_n\rangle$ as an eigenstate of M^* , such that the right-hand side of Eq. (34) simplifies to

$$\begin{aligned}\varepsilon_n (\langle\mu'|\otimes\langle\sigma'|) |u_m^*\rangle &= \varepsilon_n \sum_{\mu} \sum_{\sigma} (c_{\mu\sigma}^m)^* \langle\mu'|\mu\rangle \otimes \langle\sigma'|\sigma\rangle \\ &= \varepsilon_n (c_{\mu'\sigma'}^m)^*\end{aligned}\quad (35)$$

in analogy with Eq. (33). It follows from Eqs. (33) and (35) that $c_{\mu'\sigma'}^n = (c_{\mu'\sigma'}^m)^*$. \square

Corollary 1. *Let M and $|u_n\rangle$ be defined as in Theorem (1). If the eigenstate coefficients satisfy $c_{\mu'\sigma'}^n = (c_{\mu'\sigma'}^m)^*$, then $\mathcal{S}_x M \mathcal{S}_x^{-1} \neq M^*$.*

Proof. Theorem (1) states that if $\mathcal{S}_x M \mathcal{S}_x^{-1} = M^*$, then $c_{\mu'\sigma'}^n = (c_{\mu'\sigma'}^m)^*$. By *modus tollens*, this statement is logically equivalent to its contrapositive. Thus if $c_{\mu'\sigma'}^n = (c_{\mu'\sigma'}^m)^*$, we must have $\mathcal{S}_x M \mathcal{S}_x^{-1} \neq M^*$. \square

Theorem 2. *Let H be a \mathcal{T} symmetric, Hermitian Hamiltonian describing an infinite non-Bravais lattice with \mathcal{N} sublattices $\{\mu, \nu\}$, bosonic pseudospin-1/2 degree of freedom $\{\sigma, \sigma'\}$, and reciprocal space matrix elements $h_{\mu\sigma, \nu\sigma'}(\mathbf{k})$. Let $|\psi_{n\mathbf{k}}\rangle = e^{i\mathbf{k}\cdot\mathbf{r}} |u_{n\mathbf{k}}\rangle$ denote a general Bloch mode of H with $|u_{n\mathbf{k}}\rangle$ the corresponding cell-periodic eigenstate satisfying $h_{\mu\sigma, \nu\sigma'}(\mathbf{k}) |u_{n\mathbf{k}}\rangle = \varepsilon_{n\mathbf{k}} |u_{n\mathbf{k}}\rangle$. If the lattice geometry is not chiral, then $\langle\mathcal{S}_z\rangle = 0$ at every point in the Brillouin zone.*

Proof. Without loss of generality, H may be given by Eqs. (14-20) with $\mathbf{B} = 0$ and $J_{\sigma\sigma'} = J_{\sigma'\sigma}^*$. \mathcal{T} symmetry implies that

$$\mathcal{T} h_{\mu\sigma, \nu\sigma'}(\mathbf{k}) \mathcal{T}^{-1} = h_{\mu\bar{\sigma}, \nu\bar{\sigma}'}^*(-\mathbf{k}) = h_{\mu\sigma, \nu\sigma'}(\mathbf{k}). \quad (36)$$

For an achiral lattice geometry, inversion symmetry further requires $J_{\sigma\sigma'}(\mathbf{R}_\mu + \mathbf{n}_{\mu\nu}) = J_{\sigma\sigma'}(\mathbf{R}_\mu - \mathbf{n}_{\mu\nu})$ such that

$$\mathcal{I} h_{\mu\sigma, \nu\sigma'}(\mathbf{k}) \mathcal{I}^{-1} = h_{\mu\sigma, \nu\sigma'}(-\mathbf{k}) = h_{\mu\sigma, \nu\sigma'}(\mathbf{k}) \quad (37)$$

for all \mathbf{k} (see the discussion at the beginning of this section). Thus, from Eqs. (36) and (37), we have

$$h_{\mu\sigma, \nu\sigma'}(\mathbf{k}) = h_{\mu\bar{\sigma}, \nu\bar{\sigma}'}^*(\mathbf{k}) = \mathcal{S}_x h_{\mu\sigma, \nu\sigma'}^*(\mathbf{k}) \mathcal{S}_x^{-1}, \quad (38)$$

which, by Theorem (1), implies $|c_{\mu\bar{\sigma}}^n(\mathbf{k})|^2 = |c_{\mu\sigma}^m(\mathbf{k})|^2$ for all eigenstates $|u_{n\mathbf{k}}\rangle$ and $|u_{m\mathbf{k}}\rangle$ satisfying $\varepsilon_n(\mathbf{k}) = \varepsilon_m(\mathbf{k})$.

When $n = m$, $|u_{n\mathbf{k}}\rangle$ and $|u_{m\mathbf{k}}\rangle$ represent the same state up to a $U(1)$ gauge ambiguity and $c_{\mu\sigma}^n(\mathbf{k}) = e^{i\alpha} c_{\mu\sigma}^m(\mathbf{k})$ for $\alpha \in \mathbb{R}$. Noting that

$$\begin{aligned}\sum_{\mu} |c_{\mu\bar{\sigma}}^n(\mathbf{k})|^2 - \sum_{\mu} |c_{\mu\sigma}^m(\mathbf{k})|^2 &= \sum_{\mu} |c_{\mu\bar{\sigma}}^n(\mathbf{k})|^2 - \sum_{\mu} |c_{\mu\sigma}^n(\mathbf{k})|^2 \\ &= \langle u_{n\mathbf{k}} | \mathcal{S}_z | u_{n\mathbf{k}} \rangle\end{aligned}\quad (39)$$

proves the theorem for $n = m$.

When $n \neq m$, $|u_{n\mathbf{k}}\rangle$ and $|u_{m\mathbf{k}}\rangle$ are degenerate eigenstates such that the superpositions $|u_{\pm}\rangle \equiv (1/\sqrt{2})(|u_{n\mathbf{k}}\rangle \pm |u_{m\mathbf{k}}\rangle)$ are also eigenstates of $h_{\mu\sigma, \nu\sigma'}(\mathbf{k})$ with the same eigenvalue. The coefficients of these eigenstates in the superposition basis are $c_{\mu\sigma}^{\pm}(\mathbf{k}) = \frac{1}{\sqrt{2}}(c_{\mu\sigma}^n(\mathbf{k}) \pm c_{\mu\sigma}^m(\mathbf{k}))$. It then follows from Theorem (1) that

$$\begin{aligned}|c_{\mu\sigma}^{\pm}(\mathbf{k})|^2 &= \frac{1}{2} \left(|c_{\mu\sigma}^n(\mathbf{k})|^2 + |c_{\mu\sigma}^m(\mathbf{k})|^2 \right. \\ &\quad \left. \pm c_{\mu\sigma}^n(\mathbf{k}) (c_{\mu\sigma}^m(\mathbf{k}))^* \pm (c_{\mu\sigma}^m(\mathbf{k}))^* c_{\mu\sigma}^n(\mathbf{k}) \right) \\ &= \frac{1}{2} \left(|c_{\mu\bar{\sigma}}^m(\mathbf{k})|^2 + |c_{\mu\bar{\sigma}}^n(\mathbf{k})|^2 \right. \\ &\quad \left. \pm (c_{\mu\bar{\sigma}}^m(\mathbf{k}))^* c_{\mu\bar{\sigma}}^n(\mathbf{k}) \pm c_{\mu\bar{\sigma}}^n(\mathbf{k}) (c_{\mu\bar{\sigma}}^m(\mathbf{k}))^* \right) \\ &= |c_{\mu\bar{\sigma}}^{\pm}(\mathbf{k})|^2.\end{aligned}\quad (40)$$

In analogy with Eq. (39), performing the summation over μ concludes the proof for $n \neq m$. \square

Corollary 2. *Let $|u_{n\mathbf{k}}\rangle$ and $h_{\mu\sigma, \nu\sigma'}(\mathbf{k})$ be defined as in Theorem (2). If $\langle\mathcal{S}_z\rangle \neq 0$ at any point in the Brillouin zone, then $\mathcal{I} h_{\mu\sigma, \nu\sigma'}(\mathbf{k}) \mathcal{I}^{-1} \neq h_{\mu\sigma, \nu\sigma'}(\mathbf{k})$ and the lattice geometry must be chiral.*

Proof. The proof follows straightforwardly from Corollary (1), or as the contrapositive of Theorem (2). \square

Corollary (2) demonstrates that chirality is a necessary condition for the generic point \mathbf{k} to have nontrivial spin character at any point in the Brillouin zone. As discussed in the main text, \mathcal{T} symmetry implies that all modes with $\langle\mathcal{S}_z\rangle \neq 0$ and finite dispersion experience spin-momentum locking. It follows that SOC cannot occur in a bosonic pseudospin-1/2 system unless inversion symmetry is broken.

We now show that broken inversion symmetry is a sufficient condition to observe emergent SOC. That is, emergent SOC in bosonic pseudospin-1/2 systems is universal to all chiral geometries.

Theorem 3. *Let $|\psi_{n\mathbf{k}}\rangle$, $|u_{n\mathbf{k}}\rangle$, and $h_{\mu\sigma,\nu\sigma'}(\mathbf{k})$ be defined as in Theorem (2). If the lattice geometry is chiral, then $\langle\mathcal{S}_z\rangle \neq 0$ for all $\mathbf{k} \neq -\mathbf{k}$.*

Proof. As discussed above, a chiral lattice geometry implies

$$\mathcal{I}h_{\mu\sigma,\nu\sigma'}(\mathbf{k})\mathcal{I}^{-1} = h_{\mu\sigma,\nu\sigma'}(-\mathbf{k}) \neq h_{\mu\sigma,\nu\sigma'}(\mathbf{k}) \quad (41)$$

such that

$$\begin{aligned} \mathcal{I}|u_{n\mathbf{k}}\rangle &= \mathcal{I} \sum_{\mu} \sum_{\sigma} c_{\mu\sigma}^n(\mathbf{k}) |\mu\rangle \otimes |\sigma\rangle \\ &= \sum_{\mu} \sum_{\sigma} c_{\mu\sigma}^n(-\mathbf{k}) |\mu\rangle \otimes |\sigma\rangle \\ &= |u_{n-\mathbf{k}}\rangle \neq |u_{n\mathbf{k}}\rangle \end{aligned} \quad (42)$$

for $\mathbf{k} \neq -\mathbf{k}$. However, \mathcal{T} symmetry requires that $|\psi_{n\mathbf{k}}\rangle = \mathcal{T}|\psi_{n\mathbf{k}}\rangle$, where

$$\begin{aligned} \mathcal{T}|\psi_{n\mathbf{k}}\rangle &= \mathcal{K}\mathcal{S}_x e^{i\mathbf{k}\cdot\mathbf{r}} \sum_{\mu} \sum_{\sigma} c_{\mu\sigma}^n(\mathbf{k}) |\mu\rangle \otimes |\sigma\rangle \\ &= e^{-i\mathbf{k}\cdot\mathbf{r}} \sum_{\mu} \sum_{\sigma} (c_{\mu\sigma}^n(\mathbf{k}))^* |\mu\rangle \otimes \sigma_x |\sigma\rangle. \end{aligned} \quad (43)$$

Noting that $(c_{\mu\sigma}^n(\mathbf{k}))^*$ are the coefficients for $|u_{n-\mathbf{k}}\rangle$ with $\sigma \rightarrow \bar{\sigma}$, we have $(c_{\mu\sigma}^n(\mathbf{k}))^* = c_{\mu\bar{\sigma}}^n(-\mathbf{k})$ (see also ref. [62]). It follows similarly from Eq. (42) that $c_{\mu'\sigma'}^n(\mathbf{k}) \neq c_{\mu'\sigma'}^n(-\mathbf{k})$. Combining these relations and taking the magnitude squared of both sides results in $|c_{\mu'\bar{\sigma}'}^n(-\mathbf{k})|^2 \neq |c_{\mu'\sigma'}^n(-\mathbf{k})|^2$, or equivalently, $\langle\mathcal{S}_z\rangle \neq 0$. \square

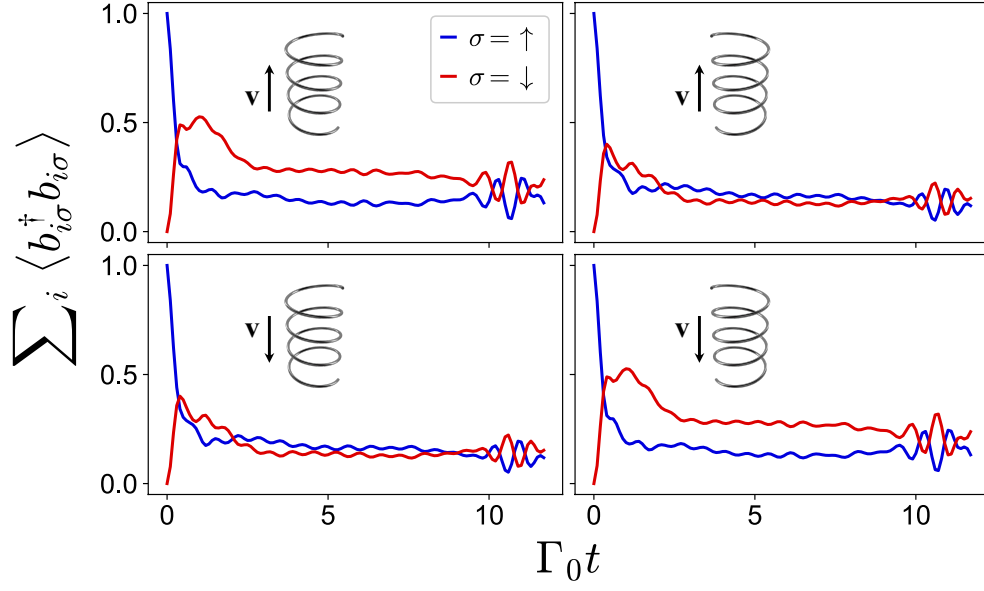
ACKNOWLEDGEMENTS

The authors are grateful to Mikhail D. Lukin and Jonathan Simon for suggestions on potential experimental implementations. The authors thank Dimitar D. Sassselov and Rafal Szabla for helpful discussions on chiral processes in molecules and Ceren B. Dag for useful discussions on topological systems. S.O. is supported by a postdoctoral fellowship of the Max Planck-Harvard Research Center for Quantum Optics. All authors acknowledge funding from the National Science Foundation (NSF) via the Center for Ultracold Atoms (CUA) Physics Frontiers Centers (PFC) program and via PHY-2207972, as well as from the Air Force Office of Scientific Research (AFOSR).

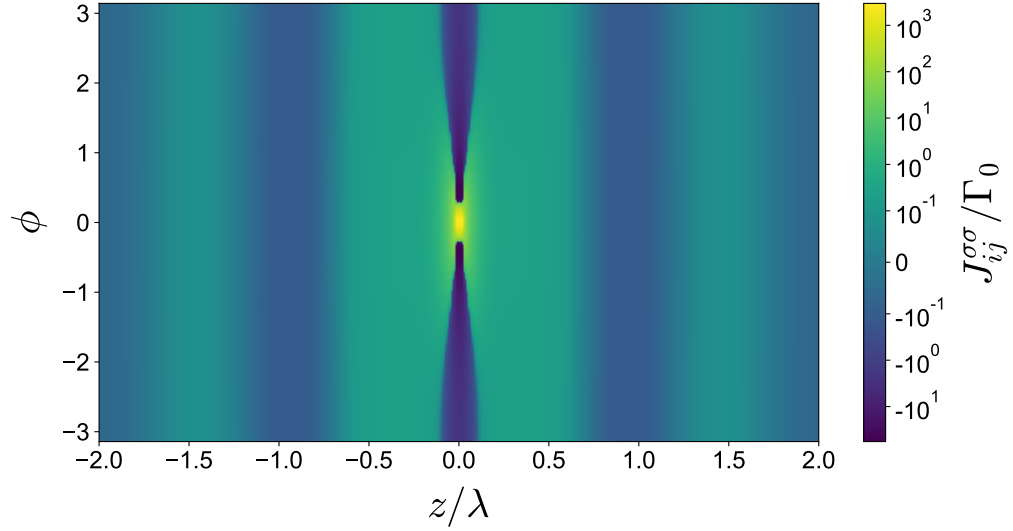
- [1] P. Lodahl, S. Mahmoodian, S. Stobbe, A. Rauschenbeutel, P. Schneeweiss, J. Volz, H. Pichler, and P. Zoller, *Nature* **541**, 473 (2017).
- [2] H.-X. Wang, G.-Y. Guo, and J.-H. Jiang, *New Journal of Physics* **21**, 093029 (2019).
- [3] C. L. Kane and E. J. Mele, *Physical Review Letters* **95**, 146802 (2005).
- [4] C. L. Kane and E. J. Mele, *Physical Review Letters* **95**, 226801 (2005).
- [5] M. Z. Hasan and C. L. Kane, *Reviews of Modern Physics* **82**, 3045 (2010).
- [6] K. Ray, S. P. Ananthavel, D. H. Waldeck, and R. Naaman, *Science* **283**, 814 (1999).
- [7] B. Göhler, V. Hamelbeck, T. Z. Markus, M. Kettner, G. F. Hanne, Z. Vager, R. Naaman, and H. Zacharias, *Science* **331**, 894 (2011).
- [8] K. Banerjee-Ghosh, O. Ben Dor, F. Tassinari, E. Capua, S. Yochelis, A. Capua, S.-H. Yang, S. S. P. Parkin, S. Sarkar, L. Kronik, L. T. Baczewski, R. Naaman, and Y. Paltiel, *Science* **360**, 1331 (2018).
- [9] R. Naaman, Y. Paltiel, and D. H. Waldeck, *Accounts of Chemical Research* **53**, 2659 (2020).
- [10] O. Ben Dor, S. Yochelis, A. Radko, K. Vankayala, E. Capua, A. Capua, S.-H. Yang, L. T. Baczewski, S. S. P. Parkin, R. Naaman, and Y. Paltiel, *Nature Communications* **8**, 14567 (2017).
- [11] J. M. Abendroth, D. M. Stemer, B. P. Bloom, P. Roy, R. Naaman, D. H. Waldeck, P. S. Weiss, and P. C. Mondal, *ACS Nano* **13**, 4928 (2019).
- [12] I. Carmeli, K. S. Kumar, O. Heifler, C. Carmeli, and R. Naaman, *Angewandte Chemie International Edition* **53**, 8953 (2014).
- [13] K. Michaeli, N. Kantor-Uriel, R. Naaman, and D. H. Waldeck, *Chemical Society Reviews* **45**, 6478 (2016).
- [14] R. Naaman, D. H. Waldeck, and Y. Paltiel, *Applied Physics Letters* **115**, 133701 (2019).
- [15] S. F. Ozturk and D. D. Sassselov, *Proceedings of the National Academy of Sciences* **119**, e2204765119 (2022).
- [16] R. H. Lehmberg, *Physical Review A* **2**, 883 (1970).
- [17] R. H. Lehmberg, *Physical Review A* **2**, 889 (1970).
- [18] B. Olmos, D. Yu, Y. Singh, F. Schreck, K. Bongs, and I. Lesanovsky, *Physical Review Letters* **110**, 143602 (2013).
- [19] H. H. Jen, *Journal of Physics B: Atomic, Molecular and Optical Physics* **52**, 065502 (2019).
- [20] R. Gutiérrez-Jáuregui and A. Asenjo-Garcia, *Physical Review A* **105**, 043703 (2022).
- [21] A. Asenjo-Garcia, M. Moreno-Cardoner, A. Albrecht, H. Kimble, and D. Chang, *Physical Review X* **7**, 031024 (2017).
- [22] M. Reitz, C. Sommer, and C. Genes, *PRX Quantum* **3**, 010201 (2022).
- [23] F. Wilczek and A. Zee, *Physical Review Letters* **52**, 2111 (1984).
- [24] S. V. Syzranov, M. L. Wall, V. Gurarie, and A. M. Rey, *Nature Communications* **5**, 5391 (2014).
- [25] J. Perczel, J. Borregaard, D. E. Chang, H. Pichler, S. F. Yelin, P. Zoller, and M. D. Lukin, *Physical Review A* **96**, 063801 (2017).
- [26] S. K. Özdemir, S. Rotter, F. Nori, and L. Yang, *Nature Materials* **18**, 783 (2019).
- [27] C. Kane, in *Contemporary Concepts of Condensed Matter Science*, Vol. 6 (Elsevier, 2013) pp. 3–34.

* jonahpeter@g.harvard.edu

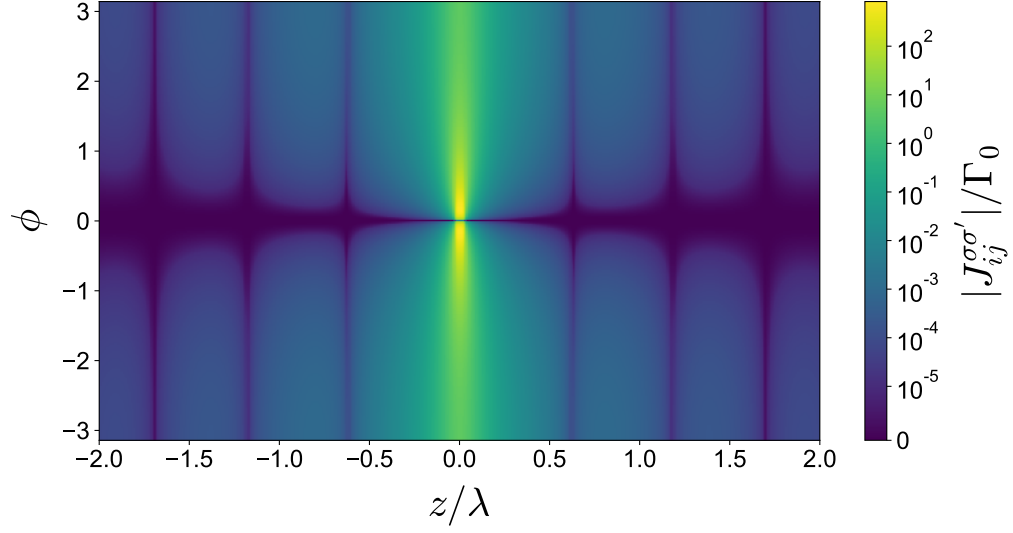
- [28] B. I. Halperin, *Physical Review B* **25**, 2185 (1982).
- [29] J. Zak, *Physical Review Letters* **62**, 2747 (1989).
- [30] L. W. Clark, N. Schine, C. Baum, N. Jia, and J. Simon, *Nature* **582**, 41 (2020).
- [31] N. Schine, M. Chalupnik, T. Can, A. Gromov, and J. Simon, *Nature* **565**, 173 (2019).
- [32] N. Schine, A. Ryou, A. Gromov, A. Sommer, and J. Simon, *Nature* **534**, 671 (2016).
- [33] J. E. Johnson and S. L. Rolston, *Physical Review A* **82**, 033412 (2010).
- [34] J. Honer, H. Weimer, T. Pfau, and H. P. Büchler, *Physical Review Letters* **105**, 160404 (2010).
- [35] S. de Léséleuc, V. Lienhard, P. Scholl, D. Barredo, S. Weber, N. Lang, H. P. Büchler, T. Lahaye, and A. Browaeys, *Science* **365**, 775 (2019).
- [36] V. Lienhard, P. Scholl, S. Weber, D. Barredo, S. de Léséleuc, R. Bai, N. Lang, M. Fleischhauer, H. P. Büchler, T. Lahaye, and A. Browaeys, *Physical Review X* **10**, 021031 (2020).
- [37] D. Ayuso, A. F. Ordonez, and O. Smirnova, *Physical Chemistry Chemical Physics* **24**, 26962 (2022).
- [38] A. F. Ordonez and O. Smirnova, *Physical Review A* **98**, 063428 (2018).
- [39] L. M. Nielsen, S. V. Hoffmann, and S. B. Nielsen, *Chemical Communications* **48**, 10425 (2012).
- [40] L. M. Nielsen, S. V. Hoffmann, and S. Brøndsted Nielsen, *Photochemical & Photobiological Sciences* **12**, 1273 (2013).
- [41] I. Buchvarov, Q. Wang, M. Raytchev, A. Trifonov, and T. Fiebig, *Proceedings of the National Academy of Sciences* **104**, 4794 (2007).
- [42] D. G. Blackmond, *Cold Spring Harbor Perspectives in Biology* **2**, a002147 (2010).
- [43] J. E. Hein and D. G. Blackmond, *Accounts of Chemical Research* **45**, 2045 (2012).
- [44] J. Bailey, A. Chrysostomou, J. H. Hough, T. M. Gledhill, A. McCall, S. Clark, F. Ménard, and M. Tamura, *Science* **281**, 672 (1998).
- [45] T. Fukue, M. Tamura, R. Kandori, N. Kusakabe, J. H. Hough, J. Bailey, D. C. B. Whittet, P. W. Lucas, Y. Nakajima, and J. Hashimoto, *Origins of Life and Evolution of the Biosphere* **40**, 335 (2010).
- [46] J. Kwon, M. Tamura, P. W. Lucas, J. Hashimoto, N. Kusakabe, R. Kandori, Y. Nakajima, T. Nagayama, T. Nagata, and J. H. Hough, *The Astrophysical Journal* **765**, L6 (2013).
- [47] R. Hadidi, D. K. Bozanic, G. A. Garcia, and L. Nahon, *Advances in Physics: X* **3**, 1477530 (2018).
- [48] A. D. Garcia, C. Meinert, H. Sugahara, N. C. Jones, S. V. Hoffmann, and U. J. Meierhenrich, *Life* **9**, 29 (2019).
- [49] A. Jorissen and C. Cerf, *Origins of Life and Evolution of the Biosphere* **32**, 129 (2002).
- [50] G. Balavoine, A. Moradpour, and H. B. Kagan, *Journal of the American Chemical Society* **96**, 5152 (1974).
- [51] J. J. Flores, W. A. Bonner, and G. A. Massey, *Journal of the American Chemical Society* **99**, 3622 (1977).
- [52] U. J. Meierhenrich, L. Nahon, C. Alcaraz, J. H. Bredehöft, S. V. Hoffmann, B. Barbier, and A. Brack, *Ange wandte Chemie International Edition* **44**, 5630 (2005).
- [53] C. Meinert, S. V. Hoffmann, P. Cassam-Chenaï, A. C. Evans, C. Giri, L. Nahon, and U. J. Meierhenrich, *Ange wandte Chemie International Edition* **53**, 210 (2014).
- [54] D. P. Glavin, A. S. Burton, J. E. Elsil, J. C. Aponte, and J. P. Dworkin, *Chemical Reviews* **120**, 4660 (2020).
- [55] H. Poincaré, M. Lamotte, D. Hurmuzescu, and C. A. Chant, *Théorie mathématique de la lumière II. Nouvelles études sur la diffraction. Théorie de la dispersion de Helmholtz. Leçons professées pendant le premier semestre 1891-1892* (Paris, G. Carré, 1892).
- [56] E. Collett, *Field guide to polarization*, SPIE field guides No. v. FG05 (SPIE Press, Bellingham, Wash, 2005).
- [57] J. Perczel, J. Borregaard, D. E. Chang, H. Pichler, S. F. Yelin, P. Zoller, and M. D. Lukin, *Phys Rev Lett* **119**, 023603 (2017).
- [58] C. Bena and G. Montambaux, *New Journal of Physics* **11**, 095003 (2009).
- [59] M. V. Berry, *Proceedings of the Royal Society of London. A. Mathematical and Physical Sciences* **392**, 45 (1984).
- [60] D. Gresch, G. Autès, O. V. Yazyev, M. Troyer, D. Vanderbilt, B. A. Bernevig, and A. A. Soluyanov, *Physical Review B* **95**, 075146 (2017).
- [61] D. Vanderbilt, *Berry Phases in Electronic Structure Theory: Electric Polarization, Orbital Magnetization and Topological Insulators*, 1st ed. (Cambridge University Press, 2018).
- [62] M. S. Dresselhaus, G. Dresselhaus, and A. Jorio, *Group theory: application to the physics of condensed matter* (Springer-Verlag, Berlin, 2008).



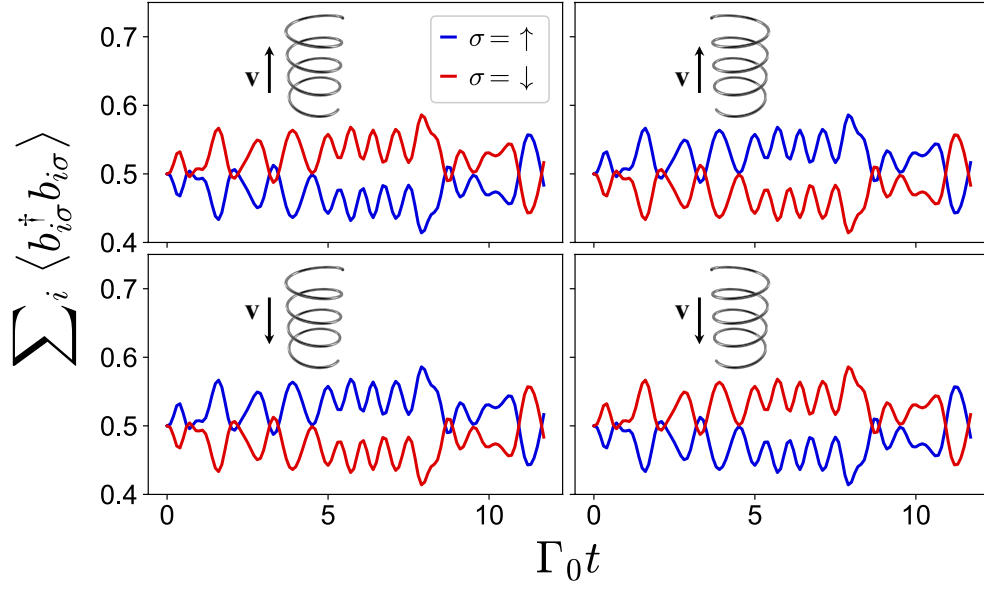
Extended Data Fig. 1. Preferential excitation of one chirality from a polarized initial state. Panels correspond to the same set-ups as in Fig. 1d but for initial states $\rho_0 = |\uparrow_i\rangle \langle \uparrow_i|$ corresponding to a polarized spin up excitation localized at the bottom (top two panels) or top (bottom two panels) of the helix.



Extended Data Fig. 2. Coherent coupling strengths for spin-preserving interactions. Colors denote the interaction strength $J_{ij}^{\sigma\sigma} / \Gamma_0$ with $\sigma \in \{\uparrow, \downarrow\}$ between emitters i and j located on a helix of radius $r_0 = 0.05\lambda$. The x -axis denotes the relative distance between the emitters in the \hat{z} direction (along the longitudinal helical axis). The y -axis denotes the relative azimuthal coordinate between the emitters.



Extended Data Fig. 3. Coherent coupling strengths for spin-flipping interactions. Colors denote the interaction strength $J_{ij}^{\sigma\sigma'}/\Gamma_0$ with $\sigma, \sigma' \in \{\uparrow, \downarrow\}$ for $\sigma \neq \sigma'$. Geometry and axis labels are the same as in Extended Data Fig. 2.



Extended Data Fig. 4. Spin-selective chiral transport without dissipation. Panels correspond to the same set-ups as in Fig. 1d but without the influence of the Lindbladian defined in Eq. (2) (i.e., time evolution with only the Hamiltonian (1)). SOC resulting from purely unitary dynamics is sufficient to achieve spin-selective chiral transport (see also Methods).