

Vision Learners Meet Web Image-Text Pairs

Bingchen Zhao, Quan Cui, Hao Wu, Osamu Yoshie, Cheng Yang, Oisin Mac Aodha

Abstract—Most recent self-supervised learning methods are pre-trained on the well-curated ImageNet-1K dataset. In this work, given the excellent scalability of web data, we consider self-supervised pre-training on noisy web sourced image-text paired data. First, we conduct a benchmark study of representative self-supervised pre-training methods on large-scale web data in a like-for-like setting. We compare a range of methods, including single-modal ones that use masked training objectives and multi-modal ones that use image-text contrastive training. We observe that existing multi-modal methods do not outperform their single-modal counterparts on vision transfer learning tasks. We derive an information-theoretical view to explain these benchmark results, which provides insight into how to design a novel vision learner. Inspired by this insight, we present a new visual representation pre-training method, Multi-modal Generator (MUG), that learns from scalable web sourced image-text data. MUG achieves state-of-the-art transfer performance on a variety of tasks and demonstrates promising scaling properties. Pre-trained models and code will be made public upon acceptance.



1 INTRODUCTION

Self-supervised representation learning (SSL) has attracted a considerable amount of attention recently as it offers the potential to reduce the reliance on labor-intensive human collected annotations when training models. The design of SSL methods is mainly guided by the InfoMax principle [30], which shows that maximizing the mutual information $I(X; Z)$ of the input data X and the learned representation Z can lead to better representations. In the case of visual data, discriminative contrastive learning [6], [11], [12], [13], [14], [25], [48] and generative masked image modeling [4], [5], [24], [42], [58] have been demonstrated to learn transferable representations from images by attempting to solve pre-defined pretext objectives that aim to indirectly optimize $I(X; Z)$, achieving state-of-the-art results on popular computer vision benchmarks. Despite these remarkable advancements, most SSL methods are developed on the ImageNet-1K [18] dataset, which is well-curated and thus not representative of many real world use cases. As a result, these works do not fully exploit the potential scalability of SSL to larger uncurated datasets, *e.g.*, many existing methods are only evaluated on the ImageNet-1K dataset [24], [25], [63]. There exists works on extending SSL to larger uncurated datasets [27], [56], [59], [63], [64], yet most of these works focus on how to obtain object centric representations [59], or target one specific downstream task, such as object detection [27], [56], [63], [64].

In contrast to the previous single-modal SSL methods, pioneering multi-modal SSL methods (*e.g.*, CLIP [43] and ALIGN [31]) have shown impressive scalability due to their ability to train on easily collected large-scale web sourced image-text pairs [46], [47], [50]. Multiple works have shown that the textual information present in web image-text pairs can greatly benefit various downstream tasks [34], [38], [41], [67] and thus contribute to improved transfer learning

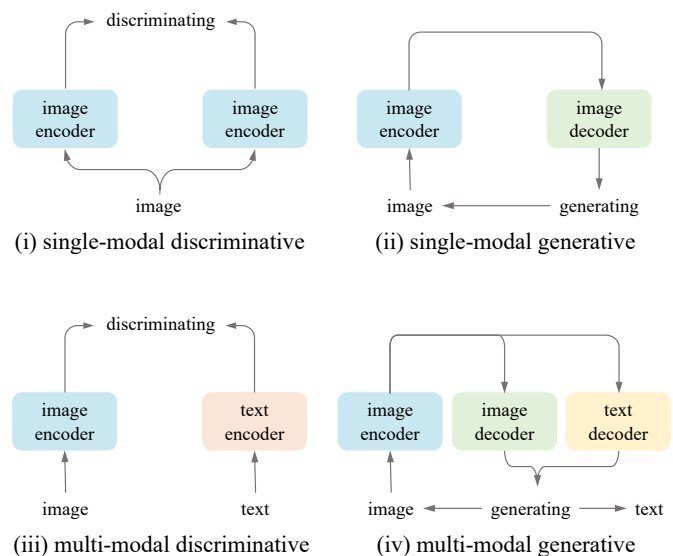


Fig. 1: Comparison of different vision pre-training paradigms that use images or image-text pairs. Four paradigms are considered: (i) single-modal discriminative (*e.g.*, SimCLR [11]), (ii) single-modal generative (*e.g.*, MAE [24]), (iii) multi-modal discriminative (*e.g.*, CLIP [43]), and (iv) our proposed multi-modal generative approach named **MUG**. The multi-modal generative paradigm simultaneously generates images and text using only image representations.

performance. However, many of these existing methods differ not only in the training losses they use, but also in the terms of the model architectures and training data, which makes direct comparison difficult. To address this, in this work we conduct a benchmark study of single-modal SSL methods (*i.e.*, with only images) and multi-modal SSL methods (*i.e.*, with image-text pairs) using the same web-sourced image-text datasets and training settings.

Based on our benchmark study, we make two key observations. First, generative methods achieve the best transfer performance. Second, and more surprisingly, the representations learned from multi-modal SSL methods do not outper-

- B.Z., and O.M.A. are with the University of Edinburgh.
Q.C., H.W., and C.Y. are with Bytedance Inc.
O.Y. is with Waseda University.
E-mail: bingchen.zhao@ed.ac.uk.

Manuscript received April 19, 2005

form single-modal SSL ones. To explain these observations, we explore an information-theoretical motivated perspective. Starting from the InfoMax principle [30] for learning representations, we use the information-bottleneck theory to explain the transferability of deep representations [3], [16], [49], [51]. We show that generative methods approach a better upper bound on the mutual information $I(X; Z)$, and that introducing multiple generative objectives can further improve upon this bound.

In Fig. 1, we group previous representative methods into three families: (i) single-modal discriminative (e.g., SimCLR [11]), (ii) single-modal generative (e.g., MAE [24]), and (iii) multi-modal discriminative (e.g., CLIP [43]). Empirical observations and theoretical analyses jointly inspire us to design a fourth paradigm, multi-modal generative pre-training (see Fig. 1 (iv)). Under this paradigm, we propose a novel vision learner for web image-text data pre-training, named **MULTI-modal Generator (MUG)**. MUG is composed of purely multi-modal generative objectives that attempt to generate the multi-modal joint distribution from a single-modal image input. From an information-theoretical view, we show that MUG has a better upper bound for feature transferability, which helps the vision encoder learn more transferable representations when compared to alternative paradigms.

We present empirical results across a variety of downstream vision tasks to further validate the advantages of MUG. For example, MUG outperforms the previous best performing methods by 2.0% mIoU when transferred to the ADE20k benchmark and by 0.5% on ImageNet-1k classification. Extensive ablations are conducted to help better illuminate the impact of critical model and design choices. Finally, visualizations are provided that illustrate that our learned representations are capable of capturing the joint image-text distribution.

2 RELATED WORK

There is a large body of existing work on the topic of self-supervised learning of representations from visual data. We focus on contrastive and masked-based learning objectives, and also discuss learning from paired image and text data.

2.1 Vision Learners with Contrastive Learning

Contrastive learning is a commonly used paradigm for single-modal self-supervised representation learning. Here, the pretext task is an instance discrimination one [61] which learns a representation by pulling positive examples that are generated from augmentations of the same image closer, while pushing negative examples (e.g., different images from the same mini-batch) apart in the embedding space. Building on the basic instance discrimination task, SimCLR [11], [12] showed that larger mini-batches and stronger augmentations can result in more effective representations. MoCo [13], [14], [25] showed that introducing more negative examples using a momentum encoder and memory bank results in representations that are even more effective for downstream transfer. A variety of techniques for improving contrastive learning have been proposed, including hard example mining [33], [70], image mixing [48], [74], and by injecting localized priors [27], [56], [59], [65].

The underlying principle of contrastive learning is the InfoMax principle [30], which posits that the mutual information $I(X; Z)$ between the input image X and the encoded representation Z should be maximized so that the representation of an image can uniquely identify it from the entire dataset. CTC [16] showed that the mutual information $I(X; Z)$ is the key to the transferability of one representation, and that preventing the decrease of $I(X; Z)$ during training can improve the transferability of the learned representation. CTC [16] also showed that contrastive learning objectives are in practice learning to optimize $I(X; Z) = H(Z) - H(X|Z)$ by increasing $H(Z)$.

2.2 Vision Learners with Masked Image Modeling

Inspired by the success of masked language modeling (MLM) using transformers [55] for natural language processing [8], [20], masked *image* modeling [5], [10], [24], [66] has been explored in the context of learning representations using vision transformers [21], [52]. Specifically, iGPT [10] learns a representation by predicting unknown pixels from a sequence of pixels. Instead of operating in pixel space, BEiT [5] predicts a set of discrete tokens from the encoder of DALLÉ [44], [53], where the tokens are encoded versions of image patches as in [45]. The training task was further simplified by MAE [24] and SimMIM [66], which only enforce the model to reconstruct the masked pixels of the input image using a ℓ_2 loss and do not require the use of discrete token encoders.

The pretext task of masked image modeling can be viewed as optimizing $-\log p(X|Z)$, where Z is the representation of the non-masked image X and $p(\hat{X}|Z)$ is the likelihood of generating the masked image parts \hat{X} given the learned representation of the input tokens. This is equivalent to minimizing $H(X|Z)$. Given that $I(X; Z) = H(X) - H(X|Z)$, we can see that masked image modeling still follows the InfoMax [30] principle, where the maximization of $I(X; Z)$ is performed by optimizing $H(X|Z)$, instead of $H(Z)$ as in contrastive learning. MIM has been shown to be more effective at learning transferable representations compared to contrastive learning [24], [66], indicating the effectiveness of generative pre-training.

2.3 Vision Learners with Web Image-Text Pairs

The vast majority of the previously discussed works have explored SSL in the context of single-modal well-curated image datasets such as ImageNet-1K [18]. However, it is relatively easy to collect large-scale datasets containing image-text paired data from the web, e.g., images and associated text captions [46], [47]. Many approaches have recently began to study what impact this type of data has on learning visual representations, e.g., [19], [34], [38], [41], [43], [67], [68]. CLIP [43] explores this challenge by performing contrastive learning over paired image and text data. By leveraging separate visual and text encoders, their training objective aims to maximize the similarity between the learned embeddings of the paired image-text data from each training instance and minimize the similarity between unpaired images and text. SLIP [41] builds on this, by learning the representation by jointly performing contrastive learning on both image-text paired datasets like

CC3M [47] and image-only datasets like ImageNet [18] using strong augmentations [11]. SLIP showed that the added self-supervised signal on image-only datasets can improve the performance for zero-shot image classification and transfer learning. However, as we will show later in our like-for-like experiments, the benefit of SLIP over the baseline CLIP model is limited, we conjecture this is due to the fact that the two objectives of SLIP are both contrastive learning losses which are discriminative. In Table 1, we show that discriminative objectives are not as effective as generative ones.

CoCa [68] poses representation learning as a cross-modal contrastive learning and auto-regressive caption generation task. The contrastive loss of CoCa contrast the image embedding with its corresponding textual caption embedding. The caption generation loss is designed to first encode the text only features using a text encoder with causal attention, and then a transformer decoder with cross-attention to image encoded features are used to decode the caption auto-regressively. These two objectives both enforce the model to learn a predictive image representation of the caption. In contrast, in our designed model in Section 4, we enforce the image representation to not only be predictive of the caption, but also to be predictive of the image itself.

There also exists other work that focuses on achieving higher zero-shot performance from a frozen visual representation [69] by filtering the caption to achieve better performance [37], or adapting frozen visual and language models together to achieve in-context learning abilities on complex visual-language tasks [2], [35], [36]. In this work, we first comprehensively study existing paradigms for learning transferable representations from publicly available image-text paired datasets. Inspired by this, we propose a new method for learning representations and further compare our method to the previous state-of-the-art works where we out perform them across a wide variety of tasks.

3 PRELIMINARIES

3.1 Benchmarking SSL Methods on Web Data

Given a dataset of image-text pairs $\mathcal{D} = \{(x_i^V, x_i^L)\}$ sampled from the joint distribution of $p(X^V, X^L)$, where an image is of size $x_i^V \in \mathbb{R}^{C \times H \times W}$, and a piece of text is of size $x_i^L \in \mathbb{R}^L$, our goal is to learn a visual feature encoder $f: \mathbb{R}^{C \times H \times W} \rightarrow \mathbb{R}^D$ that maps an input image into a compact feature embedding and enables effective transfer learning performance [26].

Two families of self-supervised learning methods can be used to achieve this goal. This first is single-modal SSL, which uses only the images x_i^V within the dataset \mathcal{D} . Section 2.1 and Section 2.2 introduce and describe the current most representative methods for single-modal SSL. The second approach is multi-modal SSL. This aims to learn an effective representation by aligning the representation of the input image with the corresponding paired input text. A brief introduction of multi-modal SSL methods is provided in Section 2.3. As a preliminary motivation for our work, we first perform a benchmark analysis. We pre-train representative SSL methods on the *same* web image-text dataset, for the *same* number of training epochs. Then,

TABLE 1: Like-for-like comparison of existing SSL pre-training methods. All models are pre-trained on the CC3M dataset [47], and evaluated on ImageNet-1K (IN-1K) [18] via end-to-end fine-tuning. “gen. and dist.” are short hand for generative and discriminative. “ \mathcal{I} and \mathcal{T} ” denote images and text. For instance, SimCLR [11] is pre-trained by discriminating images (disc. \mathcal{I}). CLIP [43] is pre-trained by discriminating image-text pairs (disc. $\mathcal{I}\&\mathcal{T}$). CoCa [68] has two objectives: discriminating image-text pairs (disc. $\mathcal{I}\&\mathcal{T}$) and generating text from images (gen. \mathcal{T} w. \mathcal{I}). We also include a new MAsked Captioner (MAC) baseline that generates text from masked image patches (gen. \mathcal{T} w. \mathcal{I}).

method	pre-training paradigm	IN-1K [18]
<i>single-modal pre-training</i>		
MAE [24]	gen. \mathcal{I}	83.0
SimCLR [11]	disc. \mathcal{I}	82.7
MoCoV3 [14]	disc. \mathcal{I}	82.6
<i>multi-modal pre-training</i>		
MAC	gen. \mathcal{T} w. \mathcal{I}	81.7
CLIP [43]	disc. $\mathcal{I}\&\mathcal{T}$	79.7
SLIP [41]	disc. $\mathcal{I}\&\mathcal{T}$ + disc. \mathcal{I}	80.9
CoCa [68]	disc. $\mathcal{I}\&\mathcal{T}$ + gen. \mathcal{T} w. \mathcal{I}	79.5

we evaluate the transfer performance on downstream tasks by fine-tuning the pre-trained models.

Setting. We categorize methods according to their pre-training paradigm, as discussed in Fig. 1. For single-modal SSL methods, we choose MoCoV3 [14] and SimCLR [11] as representative discriminative methods, and MAE [24] as a representative generative method. For image-text multi-modal SSL, we choose CLIP [43] and SLIP [41] as discriminative methods, and also include CoCa [68], which is composed of both discriminative and generative targets. Notably, in addition to these methods, we further implement another multi-modal baseline namely Masked Captioner (MAC), which generates text from masked images. It is trained using only a purely generative cross-modal objective. The details of MAC will be introduced in Section 4. For the pre-training hyper-parameters, we strictly follow the recommended setting in the original paper of each method. For a fair comparison, we pre-train all methods on a web dataset CC3M [47] for 400 epochs. When transferring the representation to ImageNet-1K [18], we follow the widely used fine-tuning recipe introduced by [5], [24].

3.2 Key Observations

We make the following key observations from the results of the experiments in Table 1:

Generative methods (e.g., MAE) achieve the best results. Across all methods, we can observe that MAE [24] achieves the best performance. As mentioned in Section 2.1 and Section 2.2, we argue that discriminative pre-training and generative pre-training approach the InfoMax [30] principle via different mechanisms. Specifically, discriminative pre-training optimizes $I(X; Z_d) = H(Z_d) - H(Z_d|X)$ via maximizing $H(Z_d)$, while generative pre-training optimizes $I(X; Z_g) = H(X) - H(X|Z_g)$ via minimizing $H(X|Z_g)$ [16], here Z_d is the representation learned by discriminative pre-training, and Z_g is the representation

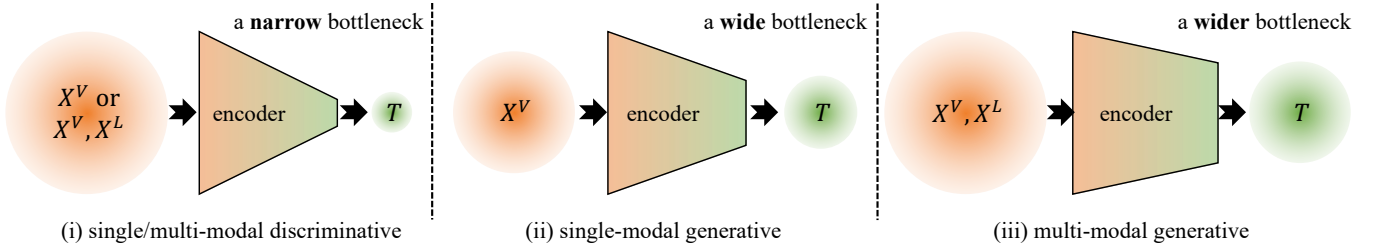


Fig. 2: **Left:** Single/Multi-modal discriminative methods have a narrow bottleneck and thus learn a less informative representation. **Middle:** Single-modal generative methods have a wide bottleneck and thus learn a more informative representation. **Right:** Multi-modal generative methods have a wider bottleneck for generating (e.g., recovering) the joint distribution of both modalities, and as a result learn more informative representations.

learned by generative pre-training. Suppose the models learned by generative pre-training and discriminative pre-training both achieve zero training loss, then $I(X; Z_d)$ will be $H(Z_d)$ and $I(X; Z_g)$ will be $H(X)$. In the discriminative pre-training scenario, if we consider the Markov Chain of $X \rightarrow Z_d$, we have $I(X; X) \geq I(X; Z_d)$ from the data process inequality, i.e., $H(X) \geq I(X; Z_d) = H(Z_d)$. Thus generative pre-training has a better transferability upper bound compared to discriminative pre-training, and results in more informative and beneficial features for downstream tasks.

Current multi-modal methods do not outperform single-modal ones. We can observe that the best single-modal pre-training method outperforms the best multi-modal pre-training method by 1.3% on the ImageNet-1K accuracy. Compared with our introduced MAC baseline, multi-modal discriminative methods (e.g., CLIP and CoCa) yield worse results. We believe the reason is that *the information from the text modality is greatly limited*. A typical text annotation only contains partial information about the contents of the corresponding image. A prominent researcher has commented that “language is a very low-bandwidth method for transmitting information: isolated words or sentences, shorn of context, convey little.” [9] It suggests the $H(X^L)$ could be much lower than $H(X^V)$. In the case of the multi-modal discriminative method CLIP, a low $H(X^L)$ directly limits $I(X^L; Z_d)$. Thus, poor transferring performance is observed. When comparing SimCLR and SLIP we observe that SLIP falls behind SimCLR by 1.8% accuracy, which further supports the potential limitations of multi-modal discriminative training objectives. However, MAC is generative and alleviates this problem, but it still cannot outperform single-modal methods.

Discussions and opportunities. Inspired by the information-bottleneck theory [3], [16], [30], [49], [51], we illustrate to help understand our observations in Fig. 2. The first observation is that generative methods can help the model learn more transferable visual representations compared to discriminative ones due to a superior $I(X; Z)$ upper bound. In Fig. 2 (left), we argue that discriminative methods have a narrow bottleneck and a low $I(X; Z)$, thus a less informative representation learned. More detailed discussions are provided in Appendix Section A.2.

In Fig. 2 (middle), generative methods have a wider bottleneck, leading to more informative representations. Given the side effects of multi-modal discriminative objectives (the

second observation), developing multiple generative objectives will encourage the model to learn more informative representations. As shown in Fig. 2 (right), for an image-text pair, generating the joint distribution of both the image and text modality will help the model to “absorb” as much information as possible from the data and approach a larger $I(X; Z)$.

Note that here we are using the term bottleneck to refer to the variance in the representation space Z with respect to the input images X , i.e., how much the representation changes when the input is changed. One way to understand this bottleneck is from the perspective of the rank of the feature matrix [23]. A higher rank would indicate that the model can capture more variance in the input, whereas a collapsed lower rank captures less information about the input. In contrast, a completely collapsed representation would map all inputs to a same feature which has a rank of zero. In Section 5.5, we provide a qualitative measure of the rank of different pre-trained models.

4 APPROACH

4.1 Motivation

Following the above observations, in this section we describe a more effective vision learner that learns from web-sourced image-text paired training data. We first formulate the mechanism that a multi-modal generative objective uses to learn a more transferable representation, in line with Fig. 2 (right). We believe that introducing multiple generative objectives is feasible, where now the optimization objective is to learn how to generate the joint distribution $p(X^V, X^L)$ from a single masked input distribution \hat{X}^V as our focus is on learning a visual encoder.

To generate the joint distribution $p(X^V, X^L)$ from the latent representation $Z = f(\hat{X}^V)$ extracted from the non-masked visual input \hat{X}^V , the model maximizes the following mutual information:

$$\begin{aligned} I(X^V, X^L; Z) &= H(X^V, X^L) - H(X^V, X^L|Z) \\ &\geq \max[H(X^V), H(X^L)] - H(X^V, X^L|Z). \end{aligned} \quad (1)$$

If we consider the fully optimized model to be optimal, then $H(X^V, X^L|Z) = 0$. As the lower bound of $I(X^V, X^L; Z)$ is greater than or equal to the lower bound of $I(X^V; Z)$ because of the added variable X^L , we can

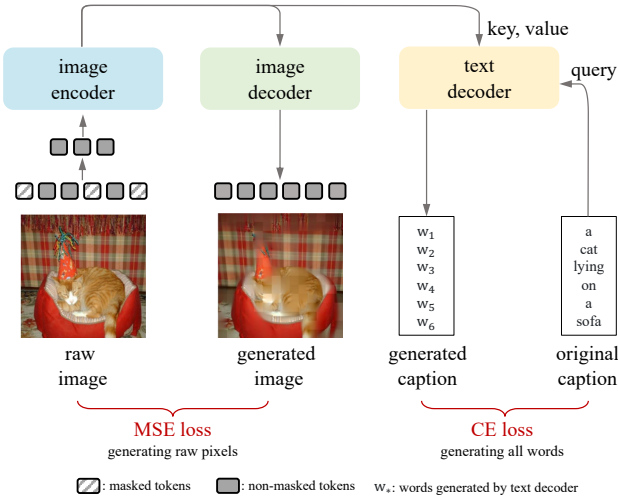


Fig. 3: Illustration of the multi-modal self-supervised approach MUG. The input image is masked and fed into the image encoder, and then the resulting latent representation is used by separate image and text decoders. The image decoder enables the training objective of generative the raw pixels of the image, and the text decoder enables the training objective of generating the paired caption of the input image.

observe that generating the joint distribution of $p(X^V, X^L)$ can at least learn an equally transferable representation as single-modal generative pre-training. In practice, we observe that multi-modal generative pre-training achieves superior transferability. This design motivation is also in line with the discussion in Section 3.2. Overall this intuition motivates us to design a generative pre-training framework with multiple generation tasks using only the visual input and representation.

4.2 MUG: MULTI-modal Generator

Here we describe our novel multi-modal generative vision learner, named MULTI-modal Generator (MUG). The framework of MUG is presented in Fig. 3. It consists of an image encoder, an image decoder, and a text decoder. Two tasks are involved, *i.e.*, raw pixel and original caption generation. **Raw pixel generation.** Given a masked visual input $\hat{x}_i^V = M \odot x_i^V$, where M is the random generated 0-1 mask following the procedure in MAE [24] where 0 indicates that the image region is masked out and 1 indicates that it is visible to the model, \odot denotes the element-wise product, the visual feature encoder f maps the masked input image to a latent representation $t_i^V = f(\hat{x}_i^V)$. The latent representation t_i^V is then fed into a visual decoder g_V to generate $\tilde{x}_i^V = g_V(t_i^V)$ which is the reconstruction of the non-masked visual input. We adopt the reconstruction loss from MAE [24] to train both f and g_V :

$$\mathcal{L}_V = \frac{1}{\Omega(\hat{x}_i^V)} \|(1 - M) \odot x_i^V - (1 - M) \odot \tilde{x}_i^V\|^2, \quad (2)$$

where $\Omega(\hat{x}_i^V)$ is the number of masked elements in \hat{x}_i^V . This loss encourages the generation of the visual part of the input.

Algorithm 1 Pseudocode for MUG. We calculate the MSE loss for image reconstruction and the cross-entropy loss for captioning, and then jointly optimize the losses.

```
# img, txt: image-text paired data
# txt_mask: causal mask for captioning
def text_decoder(q, kv, mask):
    q = single_modal_attn(q, mask)
    cap_res = multimodal_attn(q, kv)
    return cap_res

patch_img = patchify(img)
masked_token = masking(patch_img) # [N, L, D]
latent = vit_encoder(masked_token) # [N, L, D]

# Generative objective for image
recon_img = mae_decoder(latent) # [N, L, D]
recon_loss = mse_loss(img, recon_img)

# Generative objective for text
label, txt = txt[:, 1:, :], txt[:, :-1, :]
txt_feat = tokenizer(txt) # [N, L, D]
cap_res = text_decoder(q=txt_feat, kv=latent, mask=
    txt_mask)
cap_loss = ce_loss(label, cap_res)

loss = recon_weight * recon_loss + cap_weight * cap_loss
```

Caption generation. We further propose to generate the paired text (*i.e.*, the image caption) x_i^L from the feature t_i^V of the masked visual input \hat{x}_i^V . To do this, we feed the feature t_i^V to a text decoder g_L to generate the text captions $\tilde{x}_{i,j}^L = g_L(x_{i,<j}^L, t_i^V)$ in an auto-regressive fashion, driven by the following loss:

$$\mathcal{L}_L = - \sum_{j=1}^J \log P(\tilde{x}_{i,j}^L | x_{i,<j}^L, t_i^V), \quad (3)$$

where J is the maximum length of a textual caption, $x_{i,<j}^L$ is the first $j - 1$ tokens of the caption and $x_{i,j}^L$ is the j -th token of the caption. The text generation is conditioned on the image features, which helps to improve the transferability of the image encoder. Thus, the proposed text decoder has two parts, *i.e.*, single-modal and multi-modal layers. The single-modal part is constructed as an auto-regressive model via a causal mask [55], where each word can only attend to the words before itself in a caption sequence. It only provides the text decoder with contextual information when generating the caption. We design the multi-modal part using the image features as the *key* and *value* and the output from single-modal layers as the *query* in a cross-attention layer [55]. This ensures the text generation is derived from the image features as the contextual information only serves as the *query*. Thus, the entire text decoder can be seen as regrouping the image features t_i^V with contextual information to generate captions.

Optimization. Our joint multi-modal pre-training framework is trained by simultaneously optimizing the above two losses:

$$\mathcal{L} = \lambda_V \mathcal{L}_V + \lambda_L \mathcal{L}_L, \quad (4)$$

where λ_V and λ_L are different weights for the image and text generation losses. Additionally, for the MAC method we evaluate in Section 3, only the caption loss \mathcal{L}_L is used to optimize the model.

4.3 Understanding the Loss Function

If we consider the MUG image decoder as modeling the image using a Gaussian prior [71], then the loss in Eq. (2)

TABLE 2: Comparison of different methods pre-trained on CC3M and then evaluated via fine-tuning on ImageNet-1K (IN-1K) [18]. Top-1 accuracy results are reported. In addition, we evaluate the IN-1k fine-tuned models on ImageNet-Adversarial (IN-A) [29] and ImageNet-Rendition (IN-R) [28] to assess out-of-distribution performance.

method	data	#epoch	IN-1K	IN-A	IN-R
<i>single-modal pre-training</i>					
SimCLR	CC3M	400	82.7	31.2	49.1
MoCoV3	CC3M	400	82.6	29.7	46.9
MAE	CC3M	400	83.0	32.9	49.4
<i>multi-modal pre-training</i>					
CLIP	CC3M	400	79.7	23.6	42.6
SLIP	CC3M	400	80.5	20.5	44.4
CoCa	CC3M	400	79.5	18.1	42.9
MAC (impl.)	CC3M	400	81.7	27.5	44.3
MUG (ours)	CC3M	400	83.5	36.3	50.4

is actually maximizing the log-likelihood of the generated image:

$$\begin{aligned} \log P_{x_i^V}(\tilde{x}_i^V) &= \log \frac{1}{\sigma\sqrt{2\pi}} \exp\left(-\frac{1}{2}\left(\frac{\tilde{x}_i^V - x_i^V}{\sigma}\right)^2\right) \\ &= -\frac{1}{M}\|\tilde{x}_i^V - x_i^V\|^2 - C, \end{aligned} \quad (5)$$

where σ is the standard deviation of the distribution. M and C are constants that do not affect the optimization process. Together with \mathcal{L}_L , we can see that our loss function in Eq. (4) is maximizing the log-likelihood of both the generated image and the generated paired text. Thus the latent representation Z extracted by the model is optimized to be more predictive of the image X^V and the caption X^L . In other words, the conditional entropy $H(X^V, X^L|Z)$ is minimized via the two losses in our framework, maximizing the mutual information $I(X^V, X^L; Z)$, and leading to a more transferable representation.

5 EXPERIMENTS

5.1 Implementation Details

Encoders and decoders. Our framework contains an image encoder f , and two decoders g_V and g_L for decoding the latent representation to reconstruct the image and the textual caption, respectively. The image encoder f is implemented using a Vision Transformer [21] backbone, and the image decoder is implemented with the same architecture as in MAE [24]. We implement the text decoder g_L following SimVLM [57]. For efficient training, we train our encoder-decoder architecture using teacher-forcing [60]. Detailed implementation details, including architectures and hyper parameters, are provided in the Appendix.

Pre-training datasets. We train models on the publicly available CC3M [47] and LAION400M [46] datasets. Additionally, we also collect 200M web image-text pairs to study the scalability of MUG. The collected data has no filtering processing and as a result it potentially contains a large amount of noise which presents a challenge for multi-modal methods. We denote this privately collected dataset as W200M.

5.2 Transfer Learning

We begin by evaluating the transfer performance of different learned representations on a wide range of downstream tasks. Transfer learning is performed with conventional full end-to-end fine-tuning of the model weights on the target task [24]. This highlights the superiority of MUG compared to existing pre-training methods.

Image classification on ImageNet-1K. First, we transfer learned representations to general image classification on ImageNet-1K [18] using end-to-end fine-tuning. In addition to reporting performance on the validation images in ImageNet-1K, we also evaluate ImageNet-1k fine-tuned models on out-of-distribution datasets ImageNet-Adversarial (IN-A) [29] and ImageNet-Rendition (IN-R) [28]. Results are reported in Table 2 and Table 3. Compared to previous methods, MUG achieves the best top-1 accuracy 83.5% (with CC3M). When training MUG with ViT-S, ViT-B, and ViT-L backbones, we also observe consistent improvements over the previous single-modal best performing MAE [24]. Both comparisons illustrates that MUG surpasses previous methods by making use of scalable web image-text paired data. Notably for the results on IN-A and IN-R, MUG outperforms the previous multi-modal methods by a large margin (*i.e.*, >10% on IN-A) even through our model leverages the same supervision signal as these other multi-modal methods. This indicates that MUG is much more effective for learning representations that generalize to hard out-of-distribution cases.

TABLE 3: Comparison of different backbone sizes (*i.e.*, ViT-S, ViT-B, and ViT-L) for models pre-trained with CC3M for 400 epochs and then fine-tuned on IN-1K. Top-1 accuracy is reported. Across all backbone sizes, we observe that MUG is superior to MAE in almost all cases.

method	backbone	IN-1K	IN-A	IN-R
MAE	ViT-S	80.9	22.7	44.1
MUG (ours)	ViT-S	81.6	25.0	42.5
MAE	ViT-B	83.0	32.9	49.4
MUG (ours)	ViT-B	83.5	36.3	50.4
MAE	ViT-L	85.0	49.4	59.6
MUG (ours)	ViT-L	85.4	53.8	63.1

Next, we evaluate pre-trained models using linear probing evaluation on ImageNet-1K. Results are reported in Table 4 and Table 5. Compared with discriminative pre-training methods, most generative methods obtain unsatisfactory IN-1k linear probing results. MUG also suffers from unsatisfactory linear probing performance common to other masked transformer models [24], where it has been hypothesized that linear probing requires discriminative representations, which cannot be satisfied by generative methods. For instance, SimCLR and MUG achieve 63.3% and 61.3% on the IN-1k validation set, respectively. However, in the case of IN-A and IN-R, generative methods like MUG achieve the best results. We conjecture this is due to the fact that discriminative methods can easily be overfit to the in-domain data, but conversely cannot achieve good out-of-distribution generalization. Additionally, compared with the original MAE, MUG outperforms it by a large margin.

Notably, when using the backbone ViT-S in Table 5, our method outperforms MAE by 11.3% top-1 accuracy. This indicates that MAE pre-trained models can suffer from poor results due lower model capacity, whereas MUG pre-trained models can alleviate this drawback with the help of external data information from the text modality.

TABLE 4: Comparison of pre-training methods on ImageNet-1K (IN-1K) using linear probing. Top-1 accuracy is reported.

method	data	#epoch	IN-1K	IN-A	IN-R
<i>single-modal pre-training</i>					
SimCLR	CC3M	400	63.3	12.5	23.0
MAE	CC3M	400	57.4	9.1	17.8
<i>multi-modal pre-training</i>					
CLIP	CC3M	400	55.1	11.2	18.9
CoCa	CC3M	400	56.9	13.8	20.3
MAC (impl.)	CC3M	400	59.3	15.2	21.3
MUG (ours)	CC3M	400	61.3	16.7	24.2

TABLE 5: Comparison of different backbone sizes (*i.e.*, ViT-S, ViT-B, and ViT-L). Models are pre-trained on CC3M for 400 epochs and evaluated using linear probing on IN-1K.

method	ViT-S	ViT-B	ViT-L
MAE [24]	41.0	57.4	63.5
MUG (ours)	52.3	61.3	67.6

Fine-grained image classification. To illustrate that our pre-trained models do not over-fit on ImageNet-1K-based evaluations, we further transfer learned representations to fine-grained image datasets. Specifically, we report performance on iNaturalist-17 (iNat-17) [54], iNaturalist-18 (iNat-18), and Places365-Small (P365) [72] with end-to-end fine-tuning. Results are presented in Table 6. Similar to the results of ImageNet-1K, MUG still outperforms the previous SOTA method MAE on all evaluated cases. This further validates the success and robustness of MUG in transferring to image classification tasks. Moreover, we notice that the performance of MUG is relevant to the pre-training data domain. Concretely, iNat-17 and iNat-18 share a similar domain with IN-1K. Thus, the IN-1K MAE models perform better than CC3M MAE models. P365 shares a similar domain with CC3M, which leads to better results of CC3M-based models. Regardless of the fine-tuning data domain, the improvements from MUG are stable and generalize across datasets.

Semantic segmentation on ADE20K. We transfer MUG to a semantic segmentation task using the ADE20K dataset [73]. Experiments on ADE20K use the decode head from UperNet [62], and training recipes follow the default setting provided in `mmsegmentation` [15]. Here, the training resolution is set to 512×512 , and the number of iterations is 160k. We evaluate models with different capacities in Table 7. We observe that our MUG approach results in significantly improved transfer performance across the ViT-S, ViT-B, and ViT-L backbones. We can see that the ViT-S MAE model only achieves 40.7% mIoU. Consistent with the previous IN-1K linear probing results, MUG significantly

TABLE 6: Comparison of pre-training methods when fine-tuning on fine-grained iNaturalist-17 (iNat-17), iNaturalist-18 (iNat-18), and Places365 (P365). Top-1 accuracy is reported. MAE* is pre-trained on IN-1K.

method	backbone	iNat-17	iNat-18	P365
MAE	ViT-S	65.4	70.0	57.9
MUG (ours)	ViT-S	65.5	70.7	58.3
MAE*	ViT-B	70.5	75.4	57.9
MAE	ViT-B	67.9	73.0	58.3
MUG (ours)	ViT-B	68.4	73.4	58.6
MAE	ViT-L	73.0	76.8	59.4
MUG (ours)	ViT-L	75.1	77.8	59.8

alleviates the performance drop on the small backbone by improving mIoU by 2.6%. Notably when using the larger ViT-L backbone, MUG still improves over MAE by 2.1% mIoU. Compared to CLIP and MoCoV3, the superiority of MUG supports our information-theoretical motivation, *i.e.*, generative pre-training results in a better transferability upper bound compared to discriminative pre-training. Consequently, we observe that generative pre-training greatly benefits downstream fine-tuned performance.

TABLE 7: Semantic segmentation fine-tuned results comparing different pre-training methods on ADE20K [73]. mIoU scores are reported. MoCoV3* and MAE* are pre-trained on IN-1K.

method	backbone	data	#epoch	mIoU
MAE	ViT-S	CC3M	400	40.7
MUG (ours)	ViT-S	CC3M	400	43.3
CLIP	ViT-B	CC3M	400	39.4
SLIP	ViT-B	CC3M	400	38.1
MoCoV3*	ViT-B	IN-1K	1600	47.3
MAE*	ViT-B	IN-1K	1600	48.1
MoCoV3	ViT-B	CC3M	400	46.5
MAE	ViT-B	CC3M	400	45.5
MUG (ours)	ViT-B	CC3M	400	47.5
MAE	ViT-L	CC3M	400	50.0
MUG (ours)	ViT-L	CC3M	400	52.1

5.3 Pre-training on Larger Datasets

In this section we demonstrate the scalability of MUG by pre-training models on larger datasets such as LAION400M [46] and W200M. We mainly evaluate the performance of models using a ViT-B backbone. For pre-training models on different sized datasets, we keep the total number of iterations the same across different datasets for a fair comparison.

Fine-tuning on ImageNet-1k. We first compare the results of larger pre-training datasets for different pre-training methods on ImageNet-1k using end-to-end fine-tuning. Top-1 accuracy performance is reported in Table 8. We observe that similar trends from before still hold. Notably, MUG achieves the best results across IN-1k, IN-A, and IN-R. This demonstrate the scalability of MUG, as the performance of MUG still grows in line with the size of the pre-training dataset. In addition, MUG is significantly better than other multi-modal baselines.

TABLE 8: Comparison of methods on larger pre-training datasets on ImageNet-1K (IN-1K) using end-to-end fine-tuning.

method	data	#epoch	IN-1K	IN-A	IN-R
MAE*	IN-1K	1600	83.6	35.9	48.3
MoCoV3	W200M	10	82.1	27.9	41.7
MAE	W200M	10	83.3	35.3	50.4
CLIP	W200M	10	79.8	25.6	42.7
CoCa	W200M	10	78.2	23.1	43.2
MUG (ours)	W200M	10	83.7	39.0	51.8
MAE	LAION400M	5	83.4	35.6	51.0
CLIP	LAION400M	5	80.1	29.7	45.2
MUG (ours)	LAION400M	5	83.9	42.1	54.7

Fine-tuning on ADE-20k. We also provide a comparison using larger pre-training datasets when fine-tuning for semantic segmentation downstream task on ADE-20k. The results are presented in Table 9. It can be observed that MUG can indeed improve the transfer learning performance as the pre-training dataset grows. We note that MUG achieves the best transfer learning results, again indicating the effectiveness of MUG.

TABLE 9: Comparison of different pre-training methods using larger datasets on ADE-20k using end-to-end semantic segmentation fine-tuning.

method	data	#epoch	mIoU
MAE*	IN-1K	1600	48.1
MoCoV3	W200M	10	46.0
MAE	W200M	10	46.3
CLIP	W200M	10	40.3
MUG (ours)	W200M	10	48.5
MAE	LAION400M	5	48.9
CLIP	LAION400M	5	43.2
MUG (ours)	LAION400M	5	50.0

5.4 Transfer Learning with Visual Prompts

Recent progresses in transfer learning in the visual domain has demonstrated the effectiveness of using visual prompt turning [32]. By adding a small set of learnable tokens to the visual token sequence, VPT [32] can match, or even outperform, the performance of fully end-to-end fine-tuning of the pre-trained model. Thus VPT has been seen as an effective method for tuning a pretrained model. In this section, we demonstrate that MUG learned representations are effective for use by VPT by evaluating on several fine-grained benchmarks from the original VPT paper [32]. The results are presented in Table 10. We can see that MUG improves the performance on all the data that we tested, indicating that the features learned by MUG are not only effective for full fine-tuning, but also effective for parameter efficient tuning, which is more practical in real applications.

5.5 Assessing Transferability using RankMe

There have been a number of works that assess the performance of a pre-trained model on a downstream task prior

TABLE 10: Comparison classification performance using VPT [32] across different pre-training methods and datasets.

method	data	#epoch	CUB	SCars	NABirds
MAE*	IN-1K	1600	68.4	67.7	65.2
MAE	CC3M	400	69.7	68.8	67.1
CLIP	CC3M	400	67.8	68.4	66.3
MUG (ours)	CC3M	400	70.1	69.3	67.4
MAE	W200M	10	70.2	69.0	67.2
CLIP	W200M	10	69.0	68.7	66.1
MUG (ours)	W200M	10	70.5	69.5	68.0
MAE	LAION400M	5	70.4	69.6	68.1
CLIP	LAION400M	5	69.8	68.9	67.3
MUG (ours)	LAION400M	5	70.6	69.7	68.8

to fine-tuning the model on the actual downstream dataset, *e.g.*, [1], [23]. RankMe [23] is one such method that assesses the performance of a model using the effective rank of the features extracted by the model on a downstream task. This can be viewed as measuring part of the mutual information $I(X; Z)$, as the rank of the features describe the variation of the features across dimensions. $I(X; Z)$ describes not only the dimension-wise variation of the feature, but also the magnitude of variation within each of the dimensions.

As the measure of mutual information in high dimensional space is difficult [7], we leverage RankMe to show that MUG can indeed learn a superior visual representation. Here, this is measured in terms of having higher effective rank compared to other methods on features extracted from the ImageNet-1k dataset. The results are shown in Table 11. Overall, we observe that discriminative methods like MoCoV3 and CLIP have a lower effective rank than generative methods like MAE and MUG. Furthermore, MUG has the highest effective rank, indicating its ability to enlarge the information bottleneck of the model.

TABLE 11: Comparison of the effective rank of different pre-trained models on ImageNet-1k. Here, higher rank is better.

method	data	#epoch	Rank
MoCoV3	W200M	10	413
MAE	W200M	10	674
CLIP	W200M	10	312
MUG (ours)	W200M	10	704
MAE	LAION400M	5	689
CLIP	LAION400M	5	425
MUG (ours)	LAION400M	5	792

5.6 Ablation Experiments

Ablation: Impact of image reconstruction and text generation losses. The most important ablation is the trade-off between the image reconstruction loss weight λ_V and the caption generation loss λ_L . We fix λ_V and ablate the value of λ_L . IN-1K fine-tuning experimental results are reported in Table 12. The best transfer performance is achieved when $\lambda_L = 0.1$, and both larger and smaller values perform worse. This illustrates the trade-off between image reconstruction and text generation.

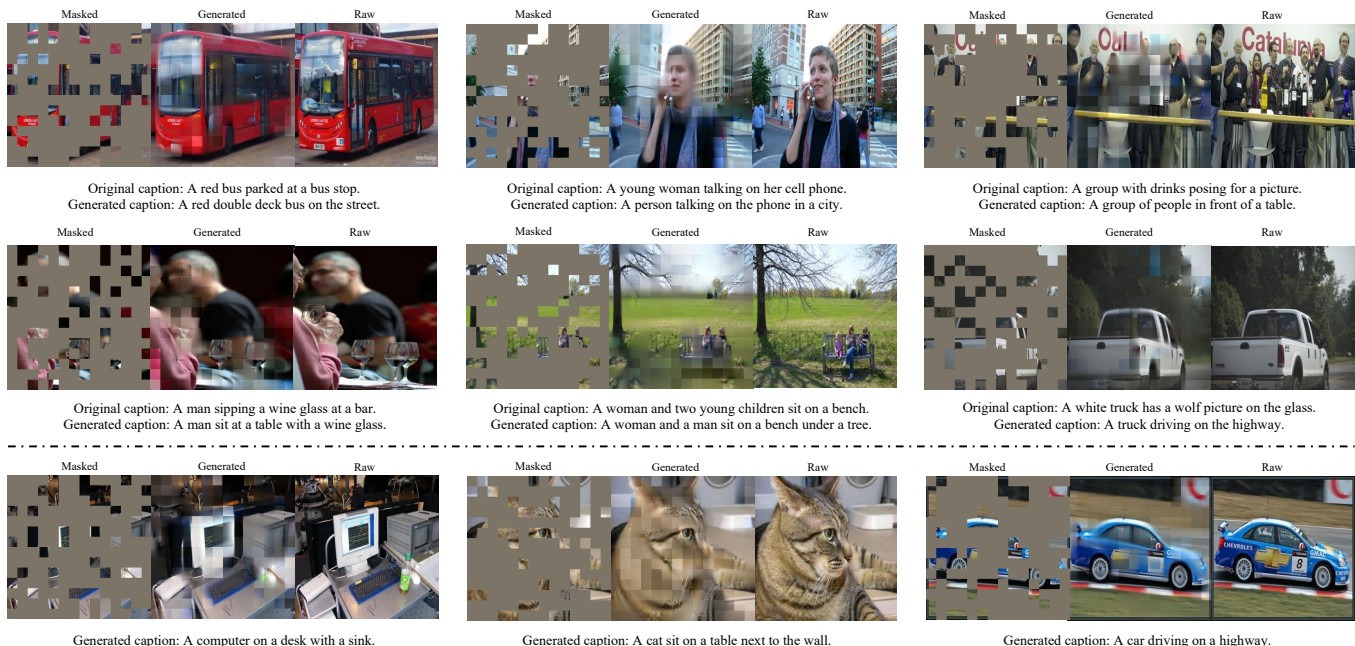


Fig. 4: Reconstructions of masked images and captions from our MUG approach from the MS-COCO (upper) and PASCAL-VOC (bottom) datasets.

TABLE 12: (Left) Ablation of the language generation loss weight for MUG pre-trained on CC3M and fine-tuned on ImageNet-1k. (Right) If we disable the visual generation task, performance suffers.

λ_L	0.0	0.05	0.1	0.2	0.3	w/o \mathcal{L}_V	w/ \mathcal{L}_V
ft. top-1 acc.	83.0	83.3	83.5	83.2	83.0	81.7	83.5

Setting $\lambda_L = 0.0$ makes MUG equivalent to MAE. Increasing λ_L in the range of (0.05, 0.3] increases the transfer performance, illustrating the effectiveness of our introduced text generation task. The reasons for the performance drop are two-fold: (i) As the CC3M pre-training data is web sourced, increasing λ_L emphasizes the noisy text generation task. This can be problematic as captions coupled with web images can be often irrelevant, *e.g.*, an image contains a river, but its caption may be about hiking. (ii) As discussed in Section 3.2, the information contained in the text modality is greatly limited. Increasing λ_L unavoidably leads to over-fitting, which is unfavorable in representation learning. Therefore, a trade-off between image reconstruction and text generation exists.

We further study the effects of the image reconstruction target. We simply set λ_V to 0.0 and set $\lambda_L = 1.0$, which only permits the text generation task. Interestingly, setting λ_V to 0.0 degrades MUG to our MAC baseline. Results are reported in Table 12 (right), where a notable performance drop is observed. This validates that (1) the information in text modality alone is insufficient, and (2) motivates the need for image generation for effective visual representation learning with image-text pairs.

Ablation: Impact of the number of layers in text encoder. For the text generation task, both single-modal and multi-modal layers are involved. We set the total number of layers to ten, and perform a grid search for the best result, see Ta-

ble 13. We observe that setting the number of single-layers to one or two achieves comparable performance. However, when the number of multi-layers decreases to five and six, the performance drop is significant. The reasons are likely two-fold: (i) A few single-modal layers can support the text generation task since the single-modal layers can serve as a key entity word extractor, which only has a small influence on visual representation learning. (ii) A certain number of multi-modal layers could be required to support the text generation task. An inadequate number of multi-modal layers further hurts the learning of image reconstruction because the performances becomes worse than the MAE baseline (83.0%).

TABLE 13: Ablation of the number of textual layers for MUG when pre-trained on CC3M and fine-tuned on ImageNet-1k.

#single-/#multi-layers	1/9	2/8	3/7	4/6	5/5
F.T. top-1 acc.	83.3	83.5	83.0	82.5	82.1

Ablation: Impact of form of text generation. Here we compare different text generation methods. There are two methods for text generation, *i.e.*, masked language modeling (MLM) and auto-regressive modeling (captioning). We set the optimal λ_L values for both methods, and observe that captioning outperforms MLM by 0.5% top-1 accuracy (83.5% v.s. 83.0%) on IN-1k. A harder task could help to approach a higher $I(X^V, X^L; T)$. Captioning is regularized to sequentially predict words, while MLM is not regularized. The text generator is composed of single-modal and cross-modal parts, and the text generation methods actually affects the learning mechanism of the single-modal part. Concretely, the auto-regressive learning target forces the single-modal encoder to extract key words, *e.g.*, the word after an article could be a key entity noun. For

masked language modeling, contextual words are possibly masked and predicted. However, such noisy and potentially meaningless reconstruction tasks likely do not benefit the vision encoder as much.

Visualization: Reconstructed images with coupled text.

In Fig. 4, we provide generated images and captions produced by MUG on the MS-COCO [39] and PASCAL-VOC datasets [22]. The input to MUG only consists of a masked image and a start word (e.g., “a”). As observed, MUG can recover the main objects and entities in the raw images and annotated captions, even if most of the image pixels are masked. It is reasonable that MUG only describes visible pixels, e.g., in the middle of the second row, the left child is masked, and thus MUG only describes “a woman and a man”. These visualizations show that the representation learned by MUG can generate the joint distribution $p(X^V, X^L)$.

6 CONCLUSION

In this paper, we first benchmarked different self-supervised representation learning methods and outlined two main observations: (i) Generative pre-training achieves the best transfer performance on web source datasets, and (ii) current multi-modal methods do not outperform single-modal ones. An information-theoretical view was developed to understand these benchmarking results and our observations. The inspired us to propose a new vision learner, titled MUlti-modal Generator (MUG), that makes use of web source image-text paired data. MUG learns a visual latent representations using two generative objectives. MUG demonstrates strong generalizability across multiple transfer learning tasks with satisfactory scaling performance, and validates our information-theoretical view.

ACKNOWLEDGMENTS

The contribution of B.Z to this work is largely performed during his internship at ByteDance.

REFERENCES

- [1] Kumar K Agrawal, Arnab Kumar Mondal, Arna Ghosh, and Blake Richards. *alpha-req: Assessing representation quality in self-supervised learning by measuring eigenspectrum decay*. *NeurIPS*, 2022. 8
- [2] Jean-Baptiste Alayrac, Jeff Donahue, Pauline Luc, Antoine Miech, Iain Barr, Yana Hasson, Karel Lenc, Arthur Mensch, Katherine Millican, Malcolm Reynolds, et al. Flamingo: a visual language model for few-shot learning. In *NeurIPS*, 2022. 3
- [3] Alexander A Alemi, Ian Fischer, Joshua V Dillon, and Kevin Murphy. Deep variational information bottleneck. In *ICLR*, 2017. 2, 4
- [4] Alexei Baevski, Wei-Ning Hsu, Qiantong Xu, Arun Babu, Jiatao Gu, and Michael Auli. Data2vec: A general framework for self-supervised learning in speech, vision and language. In *ICML*, 2022. 1
- [5] Hangbo Bao, Li Dong, and Furu Wei. BEiT: BERT pre-training of image transformers. In *ICLR*, 2022. 1, 2, 3, 13
- [6] Adrien Bardes, Jean Ponce, and Yann LeCun. Vicreg: Variance-invariance-covariance regularization for self-supervised learning. In *ICLR*, 2022. 1
- [7] Mohamed Ishmael Belghazi, Aristide Baratin, Sai Rajeshwar, Sherjil Ozair, Yoshua Bengio, Aaron Courville, and Devon Hjelm. Mutual information neural estimation. In *ICML*, 2018. 8
- [8] Tom B. Brown, Benjamin Mann, Nick Ryder, Melanie Subbiah, Jared Kaplan, Prafulla Dhariwal, Arvind Neelakantan, Pranav Shyam, Girish Sastry, Amanda Askell, Sandhini Agarwal, Ariel Herbert-Voss, Gretchen Krueger, Tom Henighan, Rewon Child, Aditya Ramesh, Daniel M. Ziegler, Jeffrey Wu, Clemens Winter, Christopher Hesse, Mark Chen, Eric Sigler, Matusz Litwin, Scott Gray, Benjamin Chess, Jack Clark, Christopher Berner, Sam McCandlish, Alec Radford, Ilya Sutskever, and Dario Amodei. Language models are few-shot learners. In *NeurIPS*, 2020. 2
- [9] Jacob Browning and Yann LeCun. Ai and the limits of language. *Noema Magazine*, 2022. 4
- [10] Mark Chen, Alec Radford, Rewon Child, Jeffrey Wu, Heewoo Jun, David Luan, and Ilya Sutskever. Generative pretraining from pixels. In *ICML*, 2020. 2
- [11] Ting Chen, Simon Kornblith, Mohammad Norouzi, and Geoffrey Hinton. A simple framework for contrastive learning of visual representations. In *ICML*, 2020. 1, 2, 3, 13, 14
- [12] Ting Chen, Simon Kornblith, Kevin Swersky, Mohammad Norouzi, and Geoffrey Hinton. Big self-supervised models are strong semi-supervised learners. In *NeurIPS*, 2020. 1, 2
- [13] Xinlei Chen, Haoqi Fan, Ross Girshick, and Kaiming He. Improved baselines with momentum contrastive learning. *arXiv:2003.04297*, 2020. 1, 2
- [14] Xinlei Chen*, Saining Xie*, and Kaiming He. An empirical study of training self-supervised vision transformers. In *CVPR*, 2021. 1, 2, 3
- [15] MMSegmentation Contributors. MMSegmentation: Openmmlab semantic segmentation toolbox and benchmark. <https://github.com/open-mmlab/mms Segmentation>, 2020. 7
- [16] Quan Cui, Bingchen Zhao, Zhao-Min Chen, Borui Zhao, Renjie Song, Jiajun Liang, Boyan Zhou, and Osamu Yoshie. Discriminability-transferability trade-off: An information-theoretic perspective. In *ECCV*, 2022. 2, 3, 4
- [17] Quan Cui, Boyan Zhou, Yu Guo, Weidong Yin, Hao Wu, Osamu Yoshie, and Yubo Chen. Contrastive vision-language pre-training with limited resources. In *ECCV*, 2022. 13
- [18] Jia Deng, Wei Dong, Richard Socher, Li-Jia Li, Kai Li, and Li Fei-Fei. Imagenet: A large-scale hierarchical image database. In *CVPR*, 2009. 1, 2, 3, 6
- [19] Karan Desai and Justin Johnson. Virtex: Learning visual representations from textual annotations. In *CVPR*, 2021. 2
- [20] Jacob Devlin, Ming-Wei Chang, Kenton Lee, and Kristina N. Toutanova. Bert: Pre-training of deep bidirectional transformers for language understanding. In *NAACL*, 2018. 2
- [21] Alexey Dosovitskiy, Lucas Beyer, Alexander Kolesnikov, Dirk Weissenborn, Xiaohua Zhai, Thomas Unterthiner, Mostafa Dehghani, Matthias Minderer, Georg Heigold, Sylvain Gelly, Jakob Uszkoreit, and Neil Houlsby. An image is worth 16x16 words: Transformers for image recognition at scale. In *ICLR*, 2021. 2, 6
- [22] Mark Everingham, SM Eslami, Luc Van Gool, Christopher KI Williams, John Winn, and Andrew Zisserman. The pascal visual object classes challenge: A retrospective. *IJCV*, 2015. 10
- [23] Quentin Garrido, Randall Balestriero, Laurent Najman, and Yann Lecun. Rankme: Assessing the downstream performance of pretrained self-supervised representations by their rank. *arXiv:2210.02885*, 2022. 4, 8
- [24] Kaiming He, Xinlei Chen, Saining Xie, Yanghao Li, Piotr Dollár, and Ross Girshick. Masked autoencoders are scalable vision learners. In *CVPR*, 2022. 1, 2, 3, 5, 6, 7, 13
- [25] Kaiming He, Haoqi Fan, Yuxin Wu, Saining Xie, and Ross Girshick. Momentum contrast for unsupervised visual representation learning. In *CVPR*, 2020. 1, 2
- [26] Kaiming He, Ross Girshick, and Piotr Dollár. Rethinking imagenet pre-training. In *ICCV*, 2019. 3
- [27] Olivier J Hénaff, Skanda Koppula, Jean-Baptiste Alayrac, Aaron van den Oord, Oriol Vinyals, and João Carreira. Efficient Visual Pretraining with Contrastive Detection. In *ICCV*, 2021. 1, 2
- [28] Dan Hendrycks, Steven Basart, Norman Mu, Saurav Kadavath, Frank Wang, Evan Dorundo, Rahul Desai, Tyler Zhu, Samyak Parajuli, Mike Guo, et al. The many faces of robustness: A critical analysis of out-of-distribution generalization. In *CVPR*, 2021. 6
- [29] Dan Hendrycks, Kevin Zhao, Steven Basart, Jacob Steinhardt, and Dawn Song. Natural adversarial examples. In *CVPR*, 2021. 6
- [30] R Devon Hjelm, Alex Fedorov, Samuel Lavoie-Marchildon, Karan Grewal, Phil Bachman, Adam Trischler, and Yoshua Bengio. Learning deep representations by mutual information estimation and maximization. In *ICLR*, 2019. 1, 2, 3, 4
- [31] Chao Jia, Yinfei Yang, Ye Xia, Yi-Ting Chen, Zarana Parekh, Hieu Pham, Quoc V. Le, Yunhsuan Sung, Zhen Li, and Tom Duerig. Scaling up visual and vision-language representation learning

- with noisy text supervision. In *ICML*, 2021. 1
- [32] Menglin Jia, Luming Tang, Bor-Chun Chen, Claire Cardie, Serge Belongie, Bharath Hariharan, and Ser-Nam Lim. Visual prompt tuning. In *ECCV*, 2022. 8
- [33] Yannis Kalantidis, Mert Bulent Sariyildiz, Noe Pion, Philippe Weinzaepfel, and Diane Larlus. Hard negative mixing for contrastive learning. In *NeurIPS*, 2020. 2
- [34] Wonjae Kim, Bokyung Son, and Ildoo Kim. Vilt: Vision-and-language transformer without convolution or region supervision. In *ICML*, 2021. 1, 2
- [35] Jing Yu Koh, Ruslan Salakhutdinov, and Daniel Fried. Grounding language models to images for multimodal generation. *arXiv:2301.13823*, 2023. 3
- [36] Junnan Li, Dongxu Li, Silvio Savarese, and Steven Hoi. Blip-2: Bootstrapping language-image pre-training with frozen image encoders and large language models. *arXiv:2301.12597*, 2023. 3
- [37] Junnan Li, Dongxu Li, Caiming Xiong, and Steven Hoi. Blip: Bootstrapping language-image pre-training for unified vision-language understanding and generation. In *ICML*, 2022. 3
- [38] Yangguang Li, Feng Liang, Lichen Zhao, Yufeng Cui, Wanli Ouyang, Jing Shao, Fengwei Yu, and Junjie Yan. Supervision exists everywhere: A data efficient contrastive language-image pre-training paradigm. In *ICLR*, 2022. 1, 2
- [39] Tsung-Yi Lin, Michael Maire, Serge Belongie, James Hays, Pietro Perona, Deva Ramanan, Piotr Dollár, and C Lawrence Zitnick. Microsoft coco: Common objects in context. In *ECCV*, 2014. 10
- [40] Ilya Loshchilov and Frank Hutter. Decoupled weight decay regularization. In *ICLR*, 2017. 13
- [41] Norman Mu, Alexander Kirillov, David Wagner, and Saining Xie. Slip: Self-supervision meets language-image pre-training. In *ECCV*, 2022. 1, 2, 3
- [42] Zhiliang Peng, Li Dong, Hangbo Bao, Qixiang Ye, and Furu Wei. BEIT v2: Masked image modeling with vector-quantized visual tokenizers. In *NeurIPS*, 2022. 1, 13
- [43] Alec Radford, Jong Wook Kim, Chris Hallacy, Aditya Ramesh, Gabriel Goh, Sandhini Agarwal, Girish Sastry, Amanda Askell, Pamela Mishkin, Jack Clark, et al. Learning transferable visual models from natural language supervision. In *ICML*, 2021. 1, 2, 3
- [44] Aditya Ramesh, Prafulla Dhariwal, Alex Nichol, Casey Chu, and Mark Chen. Hierarchical text-conditional image generation with clip latents. *arXiv:2204.06125*, 2022. 2
- [45] Aditya Ramesh, Mikhail Pavlov, Gabriel Goh, Scott Gray, Chelsea Voss, Alec Radford, Mark Chen, and Ilya Sutskever. Zero-shot text-to-image generation. In *ICML*, 2021. 2
- [46] Christoph Schuhmann, Richard Vencu, Romain Beaumont, Robert Kaczmarczyk, Clayton Mullis, Aarush Katta, Theo Coombes, Jenia Jitsev, and Aran Komatsuzaki. Laion-400m: Open dataset of clip-filtered 400 million image-text pairs. In *NeurIPS Workshop*, 2021. 1, 2, 6, 7
- [47] Piyush Sharma, Nan Ding, Sebastian Goodman, and Radu Soricut. Conceptual captions: A cleaned, hypemymed, image alt-text dataset for automatic image captioning. In *ACL*, 2018. 1, 2, 3, 6
- [48] Zhiqiang Shen, Zechun Liu, Zhuang Liu, Marios Savvides, Trevor Darrell, and Eric Xing. Un-mix: Rethinking image mixtures for unsupervised visual representation learning. In *AAAI*, 2022. 1, 2
- [49] Ravid Shwartz-Ziv and Naftali Tishby. Opening the black box of deep neural networks via information. *arXiv:1703.00810*, 2017. 2, 4
- [50] Bart Thomee, David A Shamma, Gerald Friedland, Benjamin Elizalde, Karl Ni, Douglas Poland, Damian Borth, and Li-Jia Li. Yfcc100m: The new data in multimedia research. *Communications of the ACM*, 2016. 1
- [51] Naftali Tishby and Noga Zaslavsky. Deep learning and the information bottleneck principle. In *ITW*, 2015. 2, 4
- [52] H Touvron, M Cord, M Douze, F Massa, and A Sablay-rolles. Training data-efficient image transformers & distillation through attention. In *ICML*, 2020. 2, 13
- [53] Aaron Van Den Oord, Oriol Vinyals, et al. Neural discrete representation learning. *NeurIPS*, 2017. 2
- [54] Grant Van Horn, Oisín Mac Aodha, Yang Song, Yin Cui, Chen Sun, Alex Shepard, Hartwig Adam, Pietro Perona, and Serge Belongie. The inaturalist species classification and detection dataset. In *CVPR*, 2018. 7
- [55] Ashish Vaswani, Noam Shazeer, Niki Parmar, Jakob Uszkoreit, Llion Jones, Aidan N Gomez, Łukasz Kaiser, and Illia Polosukhin. Attention is all you need. In *NeurIPS*, 2017. 2, 5
- [56] Xinlong Wang, Rufeng Zhang, Chunhua Shen, Tao Kong, and Lei Li. Dense contrastive learning for self-supervised visual pre-training. In *CVPR*, 2021. 1, 2
- [57] Zirui Wang, Jiahui Yu, Adams Wei Yu, Zihang Dai, Yulia Tsvetkov, and Yuan Cao. SimVLM: Simple visual language model pretraining with weak supervision. In *ICLR*, 2022. 6
- [58] Chen Wei, Haoqi Fan, Saining Xie, Chao-Yuan Wu, Alan Yuille, and Christoph Feichtenhofer. Masked feature prediction for self-supervised visual pre-training. In *CVPR*, 2022. 1
- [59] Xin Wen, Bingchen Zhao, Anlin Zheng, Xiangyu Zhang, and Xiaojuan Qi. Self-supervised visual representation learning with semantic grouping. In *NeurIPS*, 2022. 1, 2
- [60] Ronald J Williams and David Zipser. A learning algorithm for continually running fully recurrent neural networks. *Neural computation*, 1989. 6
- [61] Zhirong Wu, Yuanjun Xiong, Stella X Yu, and Dahua Lin. Unsupervised feature learning via non-parametric instance discrimination. In *CVPR*, 2018. 2
- [62] Tete Xiao, Yingcheng Liu, Bolei Zhou, Yuning Jiang, and Jian Sun. Unified perceptual parsing for scene understanding. In *ECCV*, 2018. 7
- [63] Jiahao Xie, Xiaohang Zhan, Ziwei Liu, Yew Soon Ong, and Chen Change Loy. Unsupervised object-level representation learning from scene images. In *NeurIPS*, 2021. 1
- [64] Zhenda Xie, Yutong Lin, Zheng Zhang, Yue Cao, Stephen Lin, and Han Hu. Propagate yourself: Exploring pixel-level consistency for unsupervised visual representation learning. In *CVPR*, 2021. 1
- [65] Zhenda Xie, Yutong Lin, Zheng Zhang, Yue Cao, Stephen Lin, and Han Hu. Propagate yourself: Exploring pixel-level consistency for unsupervised visual representation learning. In *CVPR*, 2021. 2
- [66] Zhenda Xie, Zheng Zhang, Yue Cao, Yutong Lin, Jianmin Bao, Zhuliang Yao, Qi Dai, and Han Hu. Simmim: A simple framework for masked image modeling. In *CVPR*, 2022. 2
- [67] Lewei Yao, Runhui Huang, Lu Hou, Guansong Lu, Minzhe Niu, Hang Xu, Xiaodan Liang, Zhenguo Li, Xin Jiang, and Chunjing Xu. FILIP: Fine-grained interactive language-image pre-training. In *ICLR*, 2022. 1, 2
- [68] Jiahui Yu, Zirui Wang, Vijay Vasudevan, Legg Yeung, Mojtaba Seyedhosseini, and Yonghui Wu. CoCa: Contrastive captioners are image-text foundation models. *TMLR*, 2022. 2, 3
- [69] Xiaohua Zhai, Xiao Wang, Basil Mustafa, Andreas Steiner, Daniel Keysers, Alexander Kolesnikov, and Lucas Beyer. Lit: Zero-shot transfer with locked-image text tuning. In *CVPR*, 2022. 3
- [70] Bingchen Zhao and Xin Wen. Distilling visual priors from self-supervised learning. In *ECCV*, 2020. 2
- [71] Hang Zhao, Orazio Gallo, Iuri Frosio, and Jan Kautz. Loss functions for neural networks for image processing. *arXiv:1511.08861*, 2015. 5
- [72] Bolei Zhou, Agata Lapedriza, Aditya Khosla, Aude Oliva, and Antonio Torralba. Places: A 10 million image database for scene recognition. *IEEE TPAMI*, 2017. 7
- [73] Bolei Zhou, Hang Zhao, Xavier Puig, Sanja Fidler, Adela Barriuso, and Antonio Torralba. Scene parsing through ade20k dataset. In *CVPR*, 2017. 7
- [74] Rui Zhu, Bingchen Zhao, Jingen Liu, Zhenglong Sun, and Chang Wen Chen. Improving contrastive learning by visualizing feature transformation. In *ICCV*, 2021. 2



Bingchen Zhao is currently a PhD student in the School of Informatics at the University of Edinburgh. His research interests include computer vision and machine learning. He received his B.Eng degree in computer science from Tongji University.



Quan Cui is currently working at ByteDance Inc. He received a Doctor of Engineering degree in 2023 from Waseda University and his B.S. degree in Electronic Engineering from Southeast University. His research interests include computer vision and multi-modal learning.



Hao Wu is an algorithm researcher at ByteDance Inc. He received a Doctor of Engineering degree in 2019 from Fudan University. He has published several papers at premier conferences and journals. His research interests include computer vision and multi-modal learning.



Osamu Yoshie is a professor at Waseda University and the director of IGSI AF, Institute for Global Strategies on Industry-Academia Fusion, at Waseda University, Japan. His research interest includes computer vision and augmented reality. He is a recipient of many awards from professional research societies, such as the Society of Instrument and Control Engineers (SICE), the Institute of Electrical Engineers (IEE) Japan, and the Society of Plant Engineers Japan, etc. He is a fellow of IEE Japan.



Cheng Yang received his M.S. degree in Software Engineering from Digital Art Lab at Shanghai Jiao Tong University. He is currently working in the AI Lab at ByteDance Inc. His research focuses on computer graphics, computer vision, machine learning, among other topics.



Oisín Mac Aodha is a Lecturer in the School of Informatics at the University of Edinburgh. He is also a Turing Fellow and an ELLIS Scholar. His research interests are in the areas of computer vision and machine learning, with a specific emphasis on human-in-the-loop methods. He was a Program Chair for BMVC in 2020.

APPENDIX A

APPENDIX

A.1 Implementation Details

Pre-training. The default setting is in Table 14, and hyperparameters mainly follow [24] for fair comparisons. For each caption, we set the max length to 70 and use a percentage of 20% input words for processing. For each word, we mask it, replace it with a random word, or delete it with a probability of 50%, 10%, and 40%, respectively.

End-to-end fine-tuning on IN-1K, iNat-17, iNat-18, and P365. We fine-tune models with the widely used recipe [5], [24] in Table 15 except for the layer-wise decay rate is set to 0.7. On all evaluated datasets and pre-training models, we use the same setting for fair comparisons.

Linear probing. Settings are provided in Table 16. We follow [24] to introduce an extra BatchNorm layer without affine transformation for improving linear probing performances. For fair comparisons, all evaluated models are equipped with the extra layer.

Semantic segmentation on ADE20K. The ADE20K fine-tuning setting can be found in this [website](#). We advise settings for ViT-S and ViT-L by following [52] and [5], respectively. All evaluated pre-training models are fine-tuned with the same setting, and thus comparisons are fair.

config	value
optimizer	AdamW [40]
base learning rate	1.5e-4
weight decay	0.05
optimizer momentum	$\beta_1, \beta_2=0.9, 0.95$
batch size	4096
learning rate schedule	cosine decay
warmup epochs	40
image augmentation	RandomResizedCrop
text augmentation	mask/replace/delete
λ_V	1.0
λ_L	0.1

TABLE 14: Pre-training settings.

config	value
optimizer	AdamW
base learning rate	1e-3
weight decay	0.05
optimizer momentum	$\beta_1, \beta_2=0.9, 0.999$
layer-wise lr decay	0.7
batch size	1024
learning rate schedule	cosine decay
warmup epochs	5
training epochs	100 (B), 50 (L)
augmentation	RandAug (9, 0.5)
label smoothing	0.1
mixup	0.8
cutmix	1.0
drop path	0.1

TABLE 15: End-to-end fine-tuning settings.

A.2 Further Discussions on the Information Bottleneck View

In Section 3.2, we discussed about the inspirations of preliminary benchmark experiments. In this part, we extend the discussion from the following perspectives:

Why does the single/multi-modal discriminative method have a narrow bottleneck? Since popular discriminative methods are based on the contrastive learning, the nature of

config	value
optimizer	LARS
base learning rate	0.1
weight decay	0
optimizer momentum	0.9
batch size	16384
learning rate schedule	cosine decay
warmup epochs	10
training epochs	90
augmentation	RandomResizedCrop

TABLE 16: Linear probing settings.

such methods could be regarded as the few-shot classification task, and the reason is as follows. In each batch, we can regard each sample as a category, and the few-shot learning setting is B-way 1-shot, where B represents the batch size. For instance, in SimCLR [11], an image is processed by two data augmentations as a positive pair, and “pulling close” the positive pair is actually minimizing a classification loss, *i.e.*, the cross entropy loss. We believe the information compression rate of a classification task is relatively large, since the model only requires the most representative patterns to distinguish defined categories. Information irrelevant to the classification task will be compressed in the training process. Therefore, regarding discriminative methods as classification tasks would explain the narrow information bottleneck, and thus the $I(X; Z_d)$ would be relatively small because of significantly compressed input information. In addition, it also explains that contrastive learning pre-training methods require a large batch size [17], since increasing batch size will increase the difficulty of the few-shot classification task, which further alleviates the information compression. The narrow bottleneck also suggests that such methods require a certain amount of pre-training data, and insufficient data could result in the over-fitting problem.

Why does the single-modal generative method have a wide bottleneck? Popular single-modal generative methods are based on masked image modeling in an encoder-decoder fashion, and the working mechanism of such methods could be regarded as the image reconstruction task. The image reconstruction task is much more challenging than the contrastive learning (or few-shot classification) task, because the model is driven to preserve as much information as possible for recovering details (concrete pixel values) in the raw input image. It explains the wide bottleneck, since the decoder cannot finish the reconstruction task without sufficient information of the encoder’s output. Thus, the $I(X; Z_g)$ would be larger than $I(X; Z_d)$, and the upper bound is $H(X)$. Therefore, better transferring results are achieved [5], [24], [42] by using single-modal generative methods than discriminative methods. The wide bottleneck also explains that generative methods can still perform well with a relatively small amount of pre-training data, as proven in [24].

Why does the multi-modal generative method have a wider bottleneck? This work requires the model to reconstruct the raw input image and the coupled caption. It drives the model to preserve more information than the single-modal generative methods, since two objectives are involved and the decoder generates a joint distribution $p(X^V, X^L)$. The information bottleneck of a multi-modal generative method can be wider than that of a single-

modal generative one. In this way, we drive the $I(X; Z)$ to approach $H(X^V, X^L)$, which has the potential to learn more transferable representations.

How about scaling pre-training data? Note that the above discussions are based on a hypothesis that the pre-training data is fixed, *e.g.*, CC3M in this work. Moreover, results in Section 5 prove that the transferring results of our proposed multi-modal generative method are the best. We further discuss the choice of pre-training methods when the pre-training data is scalable.

As aforementioned, single-modal discriminative methods could suffer from a large information compression rate; however, we can increase the amount of pre-training data as compensation. To prove this, we pre-train the SimCLR [11] with our collected W200M data, and then we transfer the model via ImageNet-1K end-to-end fine-tuning. MAE (with W200M) and SimCLR (with W200M) achieve 83.3% and 83.4% top-1 accuracies, respectively. It means that, with large-scale data, the drawback of single-modal discriminative methods could be overcome. Besides, it also suggests that the scalability of single-modal generative methods can be inferior. However, our method MUG has good scalability by achieving 83.7%. Therefore, we suppose that our proposed method can perform well on different scales of pre-training data, which is an additional advantage.

A.3 More Visualization Results

We further provide visualizations of the reconstructed images as well as the generated captions produced by our model on randomly selected images on the MS-COCO and PASCAL-VOC datasets in Figs. 5 and 6 for qualitatively understand the model’s behaviour.

A.4 Limitations and Border Impact

One common limitation of models pre-trained on web-based image-text pairs is that the models will inevitably be influenced by the open nature of the internet contents, such as biases or hate speech. Thus the models may learn unwanted behaviors that may cause actual harm to people. Given this limitation, the model should be tested thoroughly before it is deployed in real-world applications.




Fig. 5: Uncurated random samples on COCO images. For each triplet, we show the masked image (left), MUG reconstruction (middle), the ground-truth (right), and the generated captions by MUG. The masking ratio is 75%.




Fig. 6: **Uncurated random samples** on PASCAL-VOC images. For each triplet, we show the masked image (left), MUG reconstruction (middle), the ground-truth (right), and the generated captions by MUG. The masking ratio is 75%.