



CERN-EP-2022-287
LHCb-PAPER-2022-044
August 11, 2023

Λ_c^+ polarimetry using the dominant hadronic mode

LHCb collaboration

Abstract

The polarimeter vector field for multibody decays of a spin-half baryon is introduced as a generalisation of the baryon asymmetry parameters. Using a recent amplitude analysis of the $\Lambda_c^+ \rightarrow pK^-\pi^+$ decay performed at the LHCb experiment, we compute the distribution of the kinematic-dependent polarimeter vector for this process in the space of Mandelstam variables to express the polarised decay rate in a model-agnostic form. The obtained representation can facilitate polarisation measurements of the Λ_c^+ baryon and eases inclusion of the $\Lambda_c^+ \rightarrow pK^-\pi^+$ decay mode in hadronic amplitude analyses.

Published in JHEP 07 (2023) 228

1 Introduction

Polarisation characterises a preferred orientation of the particle spin in space, and it is conserved for a freely moving particle. Therefore, the strength and direction of the polarisation of particles produced in collisions or decays gives access to details of the underlying fundamental theory. Polarisation is widely exploited in spectroscopy studies of conventional and exotic QCD states. Particularly, studies of pentaquarks in $\Lambda_b^0 \rightarrow P_c^+(\rightarrow J/\psi p)K^-$ decays in the LHCb experiment take advantage of angular correlations of the muon pairs appearing in the $J/\psi \rightarrow \mu^+\mu^-$ transition, which improves the sensitivity to the pentaquark spin [1].¹ Angular analysis of the quantum numbers of Ω_c^{*0} baryon states,² appearing as $\Xi_c^+K^-$ resonances in $\Omega_b^- \rightarrow \Xi_c^+\pi^-K^-$ decays, is found to be sensitive to the Ω_c^{*0} baryon parity only when the angular distribution of the $\Xi_c^+ \rightarrow pK^-\pi^+$ transition is considered [2]. This, in turn, requires detailed knowledge of the $\Xi_c^+ \rightarrow pK^-\pi^+$ decay matrix elements. The polarisation of promptly produced mesons and baryons is an essential observable that is sensitive to the mechanisms behind quark hadronisation [3–5]. Many proposed searches for physics beyond the Standard Model are based on semileptonic decays of the Λ_b^0 baryon, such as $\Lambda_b^0 \rightarrow \Lambda_c^+\ell^-\bar{\nu}_\ell$ transitions [6–14], where certain properties of the $b \rightarrow c$ transition current are reflected in the Λ_c^+ polarisation. For instance, the sign of the longitudinal polarisation of the Λ_c^+ baryon in Λ_b^0 decays provides a test for the left-handedness of the $b \rightarrow c$ current [6]. The transition amplitude of the $\Lambda_c^+ \rightarrow pK^-\pi^+$ decay recently determined by LHCb [15] enables such measurement of the polarisation. A new opportunity to test the Standard Model by measuring the electric and magnetic dipole moment of charm baryons using spin rotation in crystals at the LHC experiments is discussed in Refs. [16–18]. Recent feasibility studies [19, 20] show that the measurement of the electric dipole moment of the Λ_c^+ and Ξ_c^+ baryons can be performed in the near future.

In general, the measurement of the polarisation in baryon decays deserves special consideration, since the final state of the decay contains a baryon, *e.g.* a proton, whose spin state is usually not observed. Due to the averaging over the baryon spin state, the influence of the initial-state polarisation on the measurable observables is diminished. For example, angular distributions in the decay of a fermion to a fermion and a scalar are insensitive to the initial polarisation of the fermion when the decay conserves parity. However, the forward-backward asymmetry in the distribution of the helicity angle of the decay products is non-zero in weak decays, where both the parity-conserving and parity-violating currents contribute to the transition amplitude. In that case, the differential decay rate reads [21]

$$\frac{2}{\Gamma} \frac{d\Gamma}{d\cos\theta} = 1 + P\alpha \cos\theta, \quad (1)$$

where Γ is the partial width for the considered decay, θ is the helicity angle of the decay-product fermion, P is the longitudinal polarisation of the initial state, and α is the parity-violating *asymmetry parameter* of the reaction. This parameter serves two roles. First, it is a fundamental hadronic observable that characterises parity violation in the weak transition. Second, it is a practical quantity, since the value of α does not depend

¹The charge-conjugate is implied for reactions and particles throughout the text, unless stated otherwise.

²The double-star superscript is used throughout the paper to indicate all excited states of the hadron families.

on the production mechanism of the decaying fermion. The measurement of the angular distributions in the decay is a universal tool to study the physics behind the production polarisation once its asymmetry parameter is known.

The observables for polarisation measurements have been extensively explored for the decays of the τ^- lepton [22–24]. For the polarised decay, the differential decay rate reads

$$\frac{\Phi}{\Gamma} \frac{d\Gamma}{d\Phi} \propto 1 + \vec{P} \cdot \vec{h}, \quad (2)$$

where Φ is the Lorentz-invariant phase space for the decay, \vec{P} is the polarisation vector of the τ^- lepton in its rest frame, and \vec{h} is a *polarimeter vector*. In semileptonic decays, the polarimeter vector is a unit vector whose direction depends on the final state [24–28].

For the decay of a spin-half hadron, Eq. (2) still holds, but the length of the polarimeter vector can be less than 1. The direction of \vec{h} is related to the orientation of the final state particles, but does not have to coincide with any of the momentum vectors. Instead, the length and orientation of the polarimeter vector depends on the kinematic variables of the decay. As shown in this paper, the dependence on the decay-plane orientation can be factored out as

$$\vec{h} = R(\phi, \theta, \chi) \vec{\alpha}, \quad (3)$$

where R is a three-dimensional rotation matrix with ϕ , θ , and χ being the Euler angles that describe the orientation of the decay products in space. The *aligned polarimeter vector*, denoted by $\vec{\alpha}$, describes the direction of the polarimeter vector with respect to the decay-product vectors. The dependence of $\vec{\alpha}$ on the kinematic variables is specific to the decay reaction and needs to be determined experimentally. For two-body decays with a baryon and a pseudoscalar in the final state, the vector $\vec{\alpha}$ only has a longitudinal component, which matches the asymmetry parameter α in Eq. (1). For multibody decays, the $\vec{\alpha}$ vector forms a continuous vector field in the space of the kinematic variables.

The three-body decay of $\Lambda_c^+ \rightarrow pK^-\pi^+$ is the golden hadronic mode for reconstructing this charm baryon experimentally. Firstly, this decay mode has one of the largest branching fraction among all hadronic Λ_c^+ decays. Secondly, the final state of this decay only consists of charged particles, which have a high reconstruction efficiency. The transition amplitude of the $\Lambda_c^+ \rightarrow pK^-\pi^+$ decays was studied previously by the ACCMOR collaboration [29, 30] and the E791 collaboration [31, 32]. These studies indicated a large polarisation in the production of the Λ_c^+ baryon, but a detailed amplitude description could not be obtained due to the limited statistics and difficulties in formulating the amplitude model. A new result on the amplitude analysis has been published by the LHCb collaboration recently, based on a sample of 400 000 decays with an equal amount of Λ_c^+ and $\bar{\Lambda}_c^-$ baryons [15]. The candidates are selected from semileptonic decays of beauty hadrons produced in pp collisions at a centre-of-mass energy of 13 TeV, corresponding to an integrated luminosity of 1.7 fb^{-1} .³ Further information about the experimental setup relevant for the present studies can be found in Ref. [15]. The study reveals the presence of twelve different decay chains with resonances in all two-body subsystems: six Λ^{**} states, three Δ^{*++} states, and three K^{*0} states. The average polarisation of the Λ_c^+ baryon in semileptonic decays of beauty hadrons is also measured. The asymmetry parameter α is reported for quasi-two-body decays of the Λ_c^+ state to a baryon and a pseudoscalar.

³Natural units with $c = 1$ are used throughout this paper.

The utilisation of the $\Lambda_c^+ \rightarrow pK^-\pi^+$ decay parametrisation is highly non-trivial given the complexity and model-dependence of the amplitude analysis. In this paper, we simplify the usage of these results by converting the transition amplitude for the $\Lambda_c^+ \rightarrow pK^-\pi^+$ decay to a model-agnostic representation using the distribution of the aligned polarimeter vector \vec{a} . The components of the vector are computed on a two-dimensional grid of the Dalitz-plot variables. Special attention is devoted to the propagation of uncertainties. The theoretical aspects of the present paper are in line with the original consideration of the Λ_c^+ polarimetry in three-body decays done by Bjorken [33]. The recent work of Wei *et al.* [34] discusses the $\Lambda_c^+ \rightarrow pK^-\pi^+$ decay from a similar angle, by suggesting measuring the model-independent parameters referred to as the *calibration parameters*. We find that these parameters are equal to the averaged polarimeter components. The values are reported in this document for completeness. We find a significant reduction of the uncertainty on the polarisation measurement if the complete polarimetry field is used instead of the averaged values.

The paper is structured as follows. In Section 2, we discuss general features of the polarisation measurement in multibody decays and introduce the polarimeter vector in general form by factoring out the overall rotation. Section 3 is dedicated to the computation of the polarimeter distribution for $\Lambda_c^+ \rightarrow pK^-\pi^+$ decays, and we conclude in Section 4. Appendix A presents the amplitude model. The relation between the model parameters used in this analysis and in the previous analysis [15] are given in Appendix B. The CP violation effects in the Λ_c^+ decays are discussed in Appendix C. Appendix D illustrates how to use the polarimetry fields in spectroscopy studies by writing the reaction amplitude for $B^+ \rightarrow \Lambda_c^+ \bar{\Lambda}_c^- K^+$ decays with all 12 kinematic variables.

2 Polarisation sensitivity

We consider a multibody decay of a spin-half fermion decaying to three or more particles. The total differential decay rate $d\Gamma/d\Phi$ for the polarised decay of this fermion is computed as $|\mathcal{M}|^2/(2m_0)$, where m_0 is the mass of the decaying particle, and $|\mathcal{M}|^2$ is the averaged squared matrix element. The latter is obtained by combining the transition amplitudes with their conjugates through the spin-density matrix and summing over all spin indices,

$$|\mathcal{M}|^2 = \sum_{\nu_0, \nu_0', \{\lambda\}} \Re_{\nu_0', \nu_0} T_{\nu_0', \{\lambda\}}^* T_{\nu_0, \{\lambda\}}, \quad (4)$$

where $T_{\nu_0^{(i)}, \{\lambda\}}$ is the transition amplitude, $\nu_0^{(i)}$ is the spin projection of the decaying fermion to the z axis of the production plane, and $\{\lambda\} = \{\lambda_1, \lambda_2, \dots, \lambda_n\}$ is the combined index for the helicities of the final state particles numbered by the low index i . The spin-density matrix \Re is a two-dimensional matrix in the spin-projection basis computed in the rest frame of the decaying particle, with three polarisation degrees of freedom, $\Re_{\nu_0', \nu_0} = 1 + \vec{P} \cdot \vec{\sigma}_{\nu_0', \nu_0}^P$, where $\vec{P} = (P_x, P_y, P_z)$ is a polarisation vector and $\vec{\sigma}^P = (\sigma_x^P, \sigma_y^P, \sigma_z^P)$ are the Pauli matrices. The coordinate system for the polarisation vector and the spin quantisation axis are fixed by the production process. The z axis is given by the momentum of the decay particle, the y axis is normal to the production plane, and the x axis completes the right-handed coordinate system.

The rotation properties of the transition amplitude $T_{\nu_0, \{\lambda\}}$ are defined by the total spin of the system, which is $1/2$ for a fermion decay. For every point in the decay phase

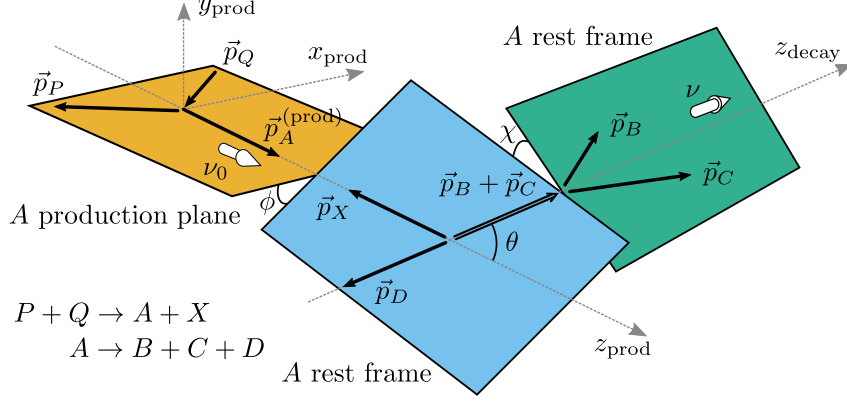


Figure 1: Definition of the decay-plane orientation angles ϕ , θ , and χ related to polarisation of the particle A , produced in the process $P + Q \rightarrow A + X$, and observed in the decay, $A \rightarrow B + C + D$. The left yellow plane contains the momenta of the production process, while the right green plane contains the momenta of the decay reaction. The central blue plane is defined by the momenta \vec{p}_X and \vec{p}_D in the rest frame of the decay particle A . The white arrows show the orientation of the two different quantisation axes of the particle A spin in its rest frame.

space, the configuration of the final-state particle momenta forms a rigid body that can be rotated to the common *aligned configuration* [35], where one of the momenta is chosen as reference for the z axis and the second noncollinear vector is used to establish the direction perpendicular to the decay plane, the y axis. The entire angular dependence of the decay amplitude is factored out explicitly,

$$T_{\nu_0, \{\lambda\}} = \sum_{\nu} D_{\nu_0, \nu}^{1/2*}(\phi, \theta, \chi) A_{\nu, \{\lambda\}}(\kappa), \quad (5)$$

where the index ν is the spin projection of the decaying fermion onto the z axis of the aligned configuration, $D_{\nu_0, \nu}^{1/2}$ is the Wigner D -function, $A_{\nu, \{\lambda\}}$ is the transition amplitude in the aligned configuration, and κ denotes the kinematic variables which the aligned reaction amplitude depends on. The number of variables is counted as $3n - 7$, with n being the number of the decay products, and the seven constraints originate from the four conservation laws and the three overall rotations of the system. Notably, the Euler angles in the Z - Y - Z convention shown in Fig. 1 coincide with the regular helicity angles used in the construction of the decay amplitude as a sequence of two-body transitions. Namely, for a process $P + Q \rightarrow A(\rightarrow B + C + D) + X$, the angles (θ, ϕ) , and χ are the spherical angles of the momentum sum $\vec{p}_B + \vec{p}_C$ in the helicity frame of A obtained from the centre-of-momentum frame of the reaction, and the polar angle of particle B in the helicity frame of BC obtained from the A rest frame, respectively.

By substituting Eq. (5) into Eq. (4), we get an expression for the polarised decay rate in terms of the kinematic variables and the rotational degrees of freedom,

$$|\mathcal{M}|^2 = \sum_{\nu_0, \nu'_0, \nu, \nu'} \Re_{\nu'_0, \nu_0} D_{\nu'_0, \nu}^{1/2*}(\phi, \theta, \chi) D_{\nu_0, \nu}^{1/2}(\phi, \theta, \chi) \mathfrak{X}_{\nu', \nu}(\kappa), \quad (6)$$

where \mathfrak{X} is a hermitian 2×2 matrix that encapsulates the entire dependence on the decay

dynamics. It can be expanded in the basis of the Pauli matrices and the identity matrix,

$$\begin{aligned}\mathfrak{X}_{\nu',\nu}(\kappa) &= \sum_{\{\lambda\}} A_{\nu',\{\lambda\}}^*(\kappa) A_{\nu,\{\lambda\}}(\kappa), \\ &= \frac{I_0(\kappa)}{2} (1 + \vec{\alpha}(\kappa) \cdot \vec{\sigma}^P)_{\nu',\nu}.\end{aligned}\quad (7)$$

Here, $I_0(\kappa)$ is the total differential decay rate, $I_0 = \sum_{\nu,\{\lambda\}} |A_{\nu,\{\lambda\}}|^2$. The aligned polarimeter vector $\vec{\alpha}$ is computed by expanding the squared decay amplitude in the basis of the Pauli matrices,

$$\vec{\alpha}(\kappa) = \sum_{\nu',\nu,\{\lambda\}} A_{\nu',\{\lambda\}}^* \vec{\sigma}_{\nu',\nu} A_{\nu,\{\lambda\}} / I_0(\kappa). \quad (8)$$

Equation (6) is simplified using properties of the rotation group and the Pauli matrices. The Wigner D -matrix in Eq. (5) has 4π invariance, since it belongs to the spin-1/2 representation of the rotation group. However, dependence of the physical observables on the rotation must correspond to the physical, 2π -folded representations. Particularly, the Cornwell theorem from group theory (see for example Section 3, Chapter 5 of Ref. [36]) gives the relation between the rotation of the transition amplitude (spin-1/2 representation of the SU(2) group) and the rotation of the three-dimensional vector (spin-1 representation of the SU(2) group). With this, the expression for the differential decay rate gets a simple form,

$$|\mathcal{M}(\phi, \theta, \chi, \kappa)|^2 = I_0(\kappa) \left(1 + \sum_{i,j} P_i R_{ij}(\phi, \theta, \chi) \alpha_j(\kappa) \right), \quad (9)$$

where $R_{ij}(\phi, \theta, \chi)$ is a three-dimensional rotation matrix implementing the Euler transformation to a physical vector. It matches Eq. (2) with the matrix product, $R \vec{\alpha}$, being the polarimeter vector \vec{h} . The quantities $\vec{\alpha}(\kappa)$ give a model-agnostic representation for polarisation dependence of the decay rate. To incorporate the decay variables to a more complex reaction, Eq. (7) should be used. For example, an amplitude analysis of $B^+ \rightarrow \Lambda_c^+ \bar{\Lambda}_c^- K^+$, where Λ_c^+ and $\bar{\Lambda}_c^-$ decays to $pK^-\pi^+$ and $\bar{p}K^+\pi^-$ final states, respectively, would greatly benefit from the polarimeter field $\vec{\alpha}$. The decay rate is expressed using the $\mathfrak{X}^{\Lambda_c^+}$ and $\mathfrak{X}^{\bar{\Lambda}_c^-}$ matrices in Appendix D.

The differential decay rate remains sensitive to the initial polarisation even after integration over the kinematic variables κ . In that case, the rate is only a function of the three production angles,

$$\frac{8\pi^2}{\Gamma} \frac{d^3\Gamma}{d\phi d\cos\theta d\chi} = 1 + \sum_{i,j} P_i R_{ij}(\phi, \theta, \chi) \bar{\alpha}_j, \quad (10)$$

where the components of the *averaged aligned polarimeter vector* $\vec{\bar{\alpha}}$ are defined as,

$$\bar{\alpha}_j = \int I_0 \alpha_j d^n \kappa / \int I_0 d^n \kappa. \quad (11)$$

The integration over the kinematic variables simplifies the analysis, but leads to an increased uncertainty on the results. As discussed below, the method proposed in Ref. [24] can be used to quantify this effect.

The polarisation measurement for τ^- lepton decays is formulated in general terms in Refs. [24, 37]. The authors introduce a *scalar polarisation sensitivity* $S = 1/(\sigma\sqrt{N})$, where N is the number of events in the sample analysed using the unbinned likelihood method and σ is the expected uncertainty for the value of the polarisation. The method has been applied to evaluate the scalar polarisation sensitivity of the $\Lambda_c^+ \rightarrow pK^-\pi^+$ decays in Refs. [15, 17]. If the probability density function for the decay rate reads as $W = f + pg$, with f and g being the normalised polarisation-independent and polarisation-dependent terms of the decay rate, respectively, and p being a small component of the polarisation vector, then the squared polarisation sensitivity S^2 , computed as the second derivative of the negative log-likelihood, is equal to the variance of the ratio, g/f [24]. Using Eq. (9), it is straightforward to identify the f and g functions: $f = I_0(\kappa)/f_0$, and $g = \sum_j I_0(\kappa) R_{3j}(\phi, \theta, \chi) \alpha_j(\kappa)/f_0$, where f_0 is the normalisation constant. For small polarisation values, the variance can be evaluated for $p = 0$, so that the three integrals over the Euler angles are analytic.

$$\begin{aligned} S_0^2 &= \int \frac{g^2}{f + pg} \Big|_{p=0} d^3(\phi, \theta, \chi) d^n \kappa \\ &= \frac{1}{3} \int I_0 |\vec{\alpha}|^2 d^n \kappa / \int I_0 d^n \kappa, \end{aligned} \quad (12)$$

where the factor 3 reflects the vector properties of $\vec{\alpha}$. Equation (12) has a simple interpretation: the polarisation sensitivity is proportional to the averaged length of the polarimeter vector over the phase space domain, weighted by the probability distribution for the unpolarised decay. When an analysis only uses angular variables, as in Eq. (10), the polarisation sensitivity can be computed from the length of the averaged polarimeter vector with $\overline{S}_0^2 = (\overline{\alpha}_x^2 + \overline{\alpha}_y^2 + \overline{\alpha}_z^2)/3$. The ratio S_0/\overline{S}_0 gives the expected increase of the statistical uncertainty on the polarisation value if the kinematic dependence is ignored.

3 Polarisation sensitivity for $\Lambda_c^+ \rightarrow pK^-\pi^+$ decays

A three-body decay is the smallest system where the polarimetry field develops a non-trivial behaviour. In this case, the aligned amplitude depends on two kinematic variables. The natural choice for these degrees of freedom are the Mandelstam variables, often presented in a Dalitz plot [38], in which the aligned polarimeter vector forms a continuous vector field.

To compute the polarisation sensitivity for the $\Lambda_c^+ \rightarrow pK^-\pi^+$ decays, the results of the recent amplitude analysis of this decay in Ref. [15] are used. The model of Ref. [15] is mapped to the conventions used in the present analysis in Appendix B. There are two important differences in our setup. First, the decay plane in the Λ_c^+ rest frame is oriented using the K^{*0} decay chains as a reference: the sum of the pion and kaon momenta defines the positive z direction and the frame is oriented such that the x component of the pion momentum is positive. For the previous analysis, the proton is aligned with the z axis and the x component of the pion momentum is negative, *i.e.* all momenta vectors are rotated by π about the y axis. Second, the alignment of the decay chains is performed for the helicity state of the proton by matching the rotations as worked out in Ref. [35] and the alignment rotations are expressed via the Thomas angle (see derivation on p. 215 of Ref. [39]) for the canonical state of the proton in the model of Ref. [15]. The couplings

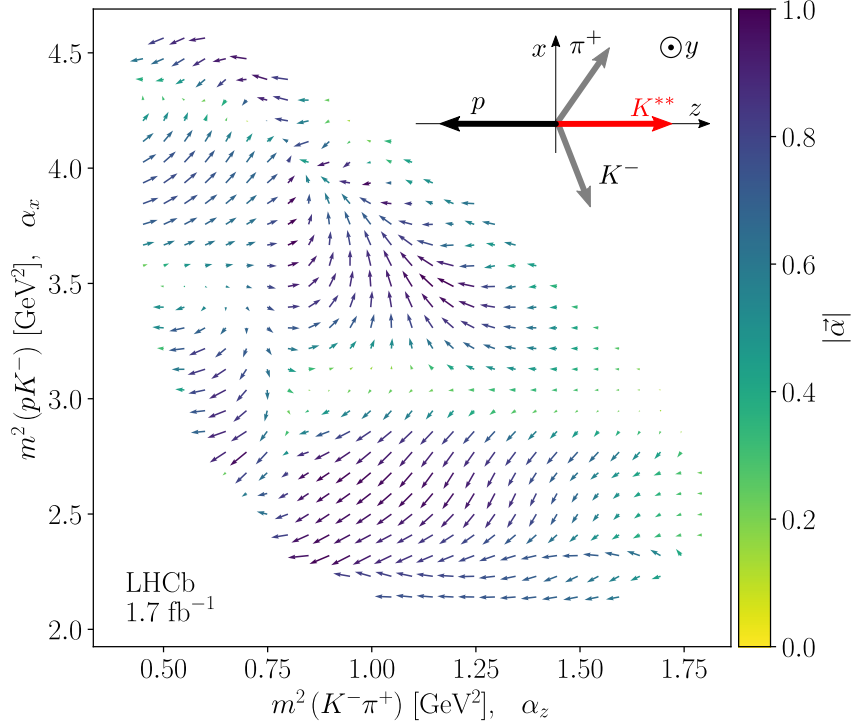


Figure 2: Aligned polarimeter vector field in Dalitz-plot coordinates. The z and x components of the $\vec{\alpha}$ vector are shown by the horizontal and vertical projections of the arrow, respectively. The colour indicates the length of the polarimeter vector. The sketch in the top right corner shows the decay-plane orientation. The momentum arrows for the pion and the kaon are shown in gray, since their orientation depends on the kinematic variables, $m^2(K^-\pi^+)$ and $m^2(pK^-)$.

are defined to match the two ways of formulating the amplitude. The obtained model is validated against the implementation of Ref. [15] up to differences in floating-point precision.

The distribution of the $\vec{\alpha}$ components computed using Eq. (8) is shown in Fig. 2. Together with the intensity distribution, the $\vec{\alpha}$ field gives all information needed to determine the Λ_c^+ polarisation in further analyses by means of Eq. (9). The polarimeter vector at the phase-space point given in the Dalitz-plot coordinates, $m^2(K^-\pi^+)$ and $m^2(K^-p)$, is indicated with an arrow projected onto the xz plane. The length of the polarimeter vector, shown by the colour, changes from point to point. However, it is greater than 0.5 for most of the kinematic domain, indicating significant contributions of both parity-conserving and parity-violating currents [40]. The structures in Fig. 2 are driven by resonances in different subsystems and their interference. For the Λ_c^+ baryon decaying to a baryon and a (pseudo)scalar, the aligned polarimeter vector points in the same direction as the momentum of one of the two particles. The resonance then decays, but this does not influence the direction of the polarimeter vector. If the z axis is chosen parallel to the momentum of the resonance of the decay chain, the vector map is homogeneous, *i.e.* the polarimeter vector is the same at every point in the phase space, as shown on the left panel of Fig. 3. For a combination of many decay chains, $\vec{\alpha}$ is not aligned with any momenta. In fact, interference between the decay chains might cause $\alpha_y \neq 0$, meaning that the $\vec{\alpha}$ vector points out of the momentum plane.

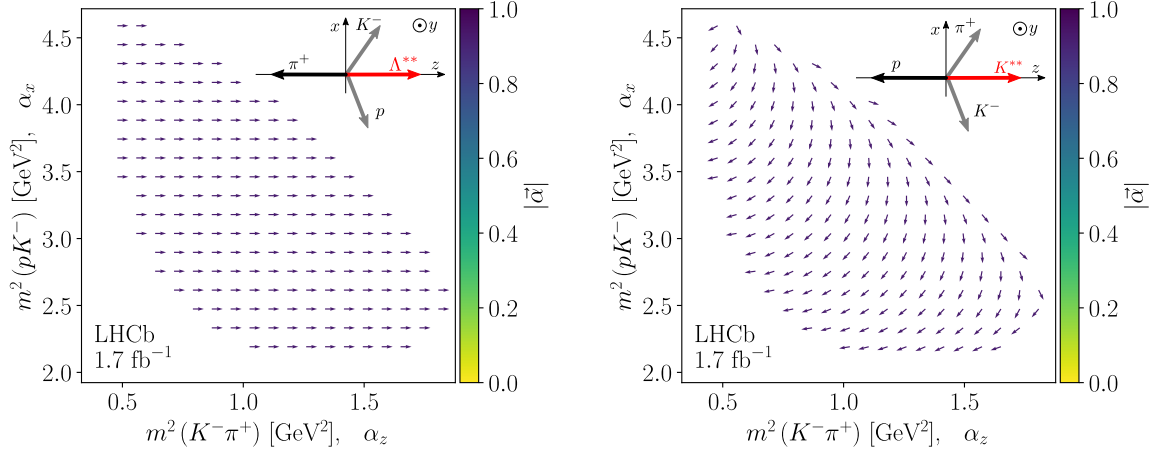


Figure 3: The aligned polarimeter vector field in Dalitz-plot coordinates for the $\Lambda_c^+ \rightarrow \Lambda(1520)(\rightarrow p K^-) \pi^+$ decay chain only. The decay plane in the rest frame of the Λ_c^+ baryon is aligned to the K^{*0} decay chains and Λ^{*0} decay chain for the left and right panel, respectively. See Fig. 2 for notations.

If an alternative aligned configuration is obtained from the default one by the rotation R , the α vector is transformed under the inverse rotation,

$$\alpha_i \xrightarrow{R} \alpha'_i = \sum_j R_{ij}^{-1} \alpha_j, \quad (13)$$

where $\vec{\alpha}'$ is the aligned polarimeter vector for the transformed configuration. The default alignment choice in this paper is $\vec{z} \uparrow \uparrow -\vec{p}_p$, *i.e.* the proton momentum is opposite to the z axis. To update the convention for either $\vec{z} \uparrow \uparrow -\vec{p}_{\pi^+}$ or $\vec{z} \uparrow \uparrow -\vec{p}_{K^-}$, one needs to apply $R_y^{-1}(\zeta_{i(1)}^0)$ for every point of the $\vec{\alpha}$ field, where $i = 2$ or $i = 3$, respectively. The angle $\zeta_{i(1)}^0$ is the Wigner angle for spin alignment of the Λ_c^+ baryon, as given in [35]. Figure 3 shows the $\vec{\alpha}$ field for the $\Lambda_c^+ \rightarrow \Lambda(1520) \pi^+$ decay chain with two different decay-plane alignments. For this decay chain, the aligned polarimeter vector always points along the momentum of the $\Lambda(1520)$ resonance. When the proton momentum is used as a reference for the z axis, the polarimeter vector is tilted for every point on the map. The rotation R in Eq. (13) that relates the alternative conventions for the Euler angles is global, *i.e.* it does not depend on the kinematic variables. For example, in Ref. [15] the z axis in the aligned configuration is determined by the momentum of the proton, rather than the opposite direction, as done here. With this convention, we get $R = R_y(\pi)$, which flips the sign of α_x and α_z for every point of the Dalitz plot. By using the alternative particle ordering, $p(1)K^-(2)\pi^+(3)$, it can be seen that the flip of the decay plane corresponds to the global $R_z(\pi)$ rotation. In the conventions of Ref. [34], the proton momentum determines the x axis with xy being the decay plane, and the kaon momentum having the positive y projection. This aligned configuration is obtained with the rotation $R_W = R_z(\pi/2)R_y(\pi/2)$.

The uncertainty on the results of the amplitude analysis consists of three classes: the statistical uncertainty, related to the size of the data sample, the model uncertainty, inferred from a number of alternative setups, and the systematic uncertainty, which originates from experimental unknowns. These uncertainties are propagated to the computed polarimeter vector fields and other inferred quantities.

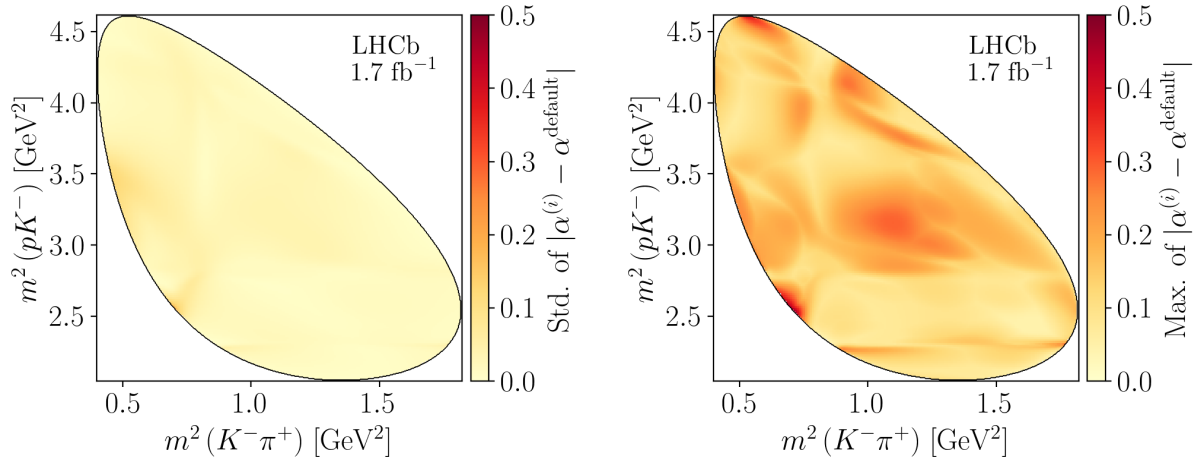


Figure 4: Uncertainties on the length of the aligned polarimeter vector for each phase-space point. The left panel shows combined statistical and systematic uncertainties, and the right panel shows the model uncertainties.

The statistical uncertainties are computed using the corresponding uncertainty on the parameters for the default model of Ref. [15]. The parameter values are assumed to be Gaussian-distributed and uncorrelated. A sample of 100 parameter sets is drawn from the model parameters to compute the distribution of the inferred quantities. To preserve correlations of the polarimeter field in the kinematic domain, the sampled $\vec{\alpha}$ distributions are provided as supplementary material [41].

The model uncertainties are computed from the alternative models that are described in Ref. [15]. The polarimeter field is computed for every alternative model and presented in supplemental material for this paper. For scalar inferred quantities, the model uncertainty is computed by the extrema of the sample of alternative models. These model uncertainties dominate over the statistical uncertainties for all the checked quantities. Once the $\vec{\alpha}$ field is used for the polarisation measurements with Eq. (9), or for a spectroscopy analysis (see Appendix D for an example), it becomes straightforward to propagate all uncertainties by simply replacing the field of the default model to the fields provided in the supplementary material.

The systematic uncertainty is found to be negligible compared to the statistical and model uncertainties. The effect is accounted for by inflating the statistical uncertainties used in the resampling, namely, the statistic and systematic uncertainties on the sampled parameters are added in quadrature. Figure 4 summarises the effect of the uncertainties on the polarimetry field. The model uncertainty dominates over the other sources of uncertainty. Areas with the largest uncertainties overlap with regions where there is a small number of events and where tails of different resonances interfere. All computations are performed with libraries from the CompWA project [42] and cross-checked with the `ThreeBodyDecay.jl` package [43].

A distinct feature of multibody decays with respect to two-body processes is that the averaged value of the polarimeter vector defined by Eq. (11) has transverse components. The averaged asymmetry $\vec{\alpha}$ is computed with Eq. (10). The result for the averaged aligned polarimeter vector is shown in Table 1. In addition to the Cartesian components, the table gives the averaged vector in spherical coordinates, with $\bar{\alpha}$, $\bar{\theta}$, and $\bar{\phi}$ being the

Table 1: Averaged values of the polarimetry fields in Cartesian and spherical coordinates. The central value and the model uncertainties are shown in the second and fourth columns, respectively. The second column presents the standard deviation of the distribution in the parameter sampling that includes both statistical and systematic uncertainties.

Observable		Central	Stat. and syst.	Model
$\bar{\alpha}_x$	[%]	-6.26	0.45	1.48
$\bar{\alpha}_y$	[%]	0.89	0.89	1.27
$\bar{\alpha}_z$	[%]	-27.80	2.37	4.04
$\bar{\alpha}$	[%]	28.51	2.40	3.79
$\bar{\theta}$	[rad]	2.92	< 0.01	0.05
$\bar{\phi}$	[rad]	3.00	0.14	0.21

length of the averaged polarimeter vector and its polar and azimuthal angles, respectively. Correlation coefficients in the spherical representation are expected to be lower. Indeed, we find the correlation over the uncertainties on the $(\bar{\alpha}_z, \bar{\alpha}_x)$ components to be about 100%, and the correlation coefficient of $(\bar{\alpha}_y, \bar{\alpha}_x)$, $(\bar{\alpha}_z, \bar{\alpha}_y)$ to be both about 10%. The correlation of the spherical components is found to be 70%, 50%, and 10% for $(\bar{\alpha}, \bar{\theta})$, $(\bar{\theta}, \bar{\phi})$, and $(\bar{\alpha}, \bar{\phi})$, respectively. The non-zero value of $\bar{\alpha}_y$ is caused by the interference of various decay chains contributing to the Λ_c^+ decays, since it vanishes for all chains considered individually. The polarisation sensitivity $\sqrt{3} \bar{S}_0$ with the averaged polarimeter vector is found to be $0.29 \pm 0.02 \pm 0.04$. It can be compared to $\sqrt{3} S_0 = 0.67 \pm 0.01 \pm 0.02$ when the polarimetry field is used. Hence, the polarisation can also be measured using the integrated values from Eq. (10) at the cost of an increased statistical uncertainty on the polarisation by, roughly, a factor 2.35. The polarisation uncertainty due to the uncertainty on $\vec{\alpha}$ shown in Fig. 4 can be estimated from the uncertainties on S_0 . As such, one expects that the model uncertainty on the polarisation due to uncertainty on $\vec{\alpha}$ is roughly 2.3%. The averaged values correspond to the calibration parameters, G_0 , G_1 , and G_2 , discussed in Ref. [34], up to a convention on the overall rotation, R_W , discussed above. Equation (13) suggests the translation between these calibration parameters and the averaged polarimeter components: $G_0 = \bar{\alpha}_y$, $G_1 = -\bar{\alpha}_x$, and $G_2 = -\bar{\alpha}_z$.

The polarimeter vector for the charge-conjugated mode is obtained using exact CP symmetry (see Appendix C for the details),

$$\alpha_x^{\bar{\Lambda}_c^-} = -\alpha_x^{A_c^+}, \quad \alpha_y^{\bar{\Lambda}_c^-} = \alpha_y^{A_c^+}, \quad \alpha_z^{\bar{\Lambda}_c^-} = -\alpha_z^{A_c^+}. \quad (14)$$

Any deviation from these relations would indicate CP violation. Given that CP violation effects are expected to be negligible for polarisation studies, the expression for the $\vec{\alpha}_{\bar{\Lambda}_c^-}$ obtained under exact CP symmetry can be used for the $\bar{\Lambda}_c^-$ decays (see Appendix D for an example).

4 Summary

The distribution of the spin state of a fermion contains important information on its production process. Polarisation can be considered as a tool for enriching the list of observables sensitive to fundamental physics, ranging from the search of new phenomena

beyond the Standard Model to studies of the fundamentals of QCD. To access the polarisation of a fermion in a decay, the transition amplitude needs to be known. More precisely, one needs to characterise how the kinematic distributions of the decay products reflect the initial polarisation.

In this paper, a model-agnostic representation of the fermion decay rate on the entire space of kinematic dimensions for a multibody decay of a fermion is introduced. The polarised decay rate has been expressed in terms of Euler angles of the decay-plane orientation and a kinematics-dependent, aligned polarimeter vector. The distribution of the polarimeter vector has been explored for the dominant $\Lambda_c^+ \rightarrow pK^-\pi^+$ hadronic decay. Using the recent amplitude analysis results of Ref. [15] by LHCb, the polarimeter vector distribution has been evaluated. The statistical and model uncertainties are carefully propagated to the inferred quantities based on the original LHCb analysis. Knowledge of the polarimeter distribution of the Λ_c^+ baryon in its main hadronic decay mode opens many new avenues for testing the Standard Model and determining the properties of strong-interacting systems. The numerical results provided in this paper facilitate the use of the $\Lambda_c^+ \rightarrow pK^-\pi^+$ transition in any practical case without the need to implement amplitude models.

Code Availability Statement

A software used for this paper is available at ZENODO repository [41]. The analysis documentation is hosted at the webpage, lc2pkpi-polarimetry.docs.cern.ch.

A Decay amplitude for the $\Lambda_c^+ \rightarrow pK^-\pi^+$ decay in the helicity formalism

The helicity amplitude for the $\Lambda_c^+ \rightarrow pK^-\pi^+$ decay reads as a sum of three partial wave series, incorporating K^{**0} , Δ^{**++} , and Λ^{**} resonances. Numbering the particles as $\Lambda_c^+(0) \rightarrow p(1)\pi^+(2)K^-(3)$, the aligned amplitude reads

$$\mathcal{A}_{\nu,\lambda}(m_{K\pi}, m_{pK}) = \sum_{k=1}^3 \sum_{\nu',\lambda'} d_{\nu,\nu'}^{1/2}(\zeta_{k(1)}^0) \mathcal{A}_{\nu',\lambda'}^{\xi_k} d_{\lambda',\lambda}^{1/2}(\zeta_{k(1)}^1), \quad (15)$$

where $d_{\nu,\nu'}^{1/2}$ is the Wigner d -function, $\zeta_{k(1)}^1$ and $\zeta_{k(1)}^0$ are the Wigner rotation angles for the proton (particle 1) and the Λ_c^+ baryon (particle 0). The index ξ_k labels the amplitudes for the subsystems, with $k=1$, $k=2$, and $k=3$ representing the subsystem of the K^{**0} , Δ^{**++} , and Λ^{**} resonances, respectively. These amplitudes read

$$\mathcal{A}_{\nu,\lambda}^{\xi_k} = \sum_{j,\tau} \delta_{\nu,\tau-\lambda_k} \mathcal{H}_{\tau,\lambda_k}^{\Lambda_c^+ \rightarrow \xi_k, P_k} (-1)^{j_k-\lambda_k} d_{\lambda,0}^j(\theta_{ij}) \mathcal{H}_{\lambda_i,\lambda_j}^{\xi \rightarrow P_i, P_j} (-1)^{j_j-\lambda_j}. \quad (16)$$

The helicity couplings in the strong decay of subchannel resonances obey simple properties with respect to the parity transformation, which reduces the number of couplings in the strong decay of isobars. Moreover, the magnitude of the couplings cannot be determined separately and is set to 1, so that

$$\begin{aligned} \mathcal{H}_{0,1/2}^{\Lambda^{**} \rightarrow Kp} &= 1, & \mathcal{H}_{1/2,0}^{\Delta^{**} \rightarrow p\pi} &= 1, & \mathcal{H}_{0,0}^{K^{**} \rightarrow \pi K} &= 1, \\ \mathcal{H}_{0,-1/2}^{\Lambda^{**} \rightarrow Kp} &= -P_\Lambda (-1)^{j-1/2}, & \mathcal{H}_{-1/2,0}^{\Delta^{**} \rightarrow p\pi} &= -P_\Delta (-1)^{j-1/2}. \end{aligned} \quad (17)$$

Angles with repeated lower indices are zero. The other angles are computed from the Mandelstam variables using Appendix A of Ref. [35]. Note that the angles ζ^0 here are denoted by $\hat{\theta}$ in Ref. [35].

B Matching to the LHCb model

The decay plane used for formulating the amplitude model in Ref. [15] is defined by the momenta of the proton and kaon in the Λ_c^+ rest frame. The z axis is set by the proton momentum, while the y axis is orthogonal to the kaon and proton momenta. The transition amplitude from Ref. [15] reads

$$\begin{aligned} \mathcal{B}_{\nu,\lambda_p} &= \sum_{\lambda} \mathcal{K}_{\lambda,\lambda_p}^{\Lambda_c^+ \rightarrow K^{**}p} \delta_{\nu,\lambda+\lambda_p} d_{\lambda,0}^{J_K}(\theta_K) \\ &+ \sum_{\lambda,\mu_p} \mathcal{K}_{\lambda}^{\Lambda_c^+ \rightarrow \Lambda^{**}\pi} \mathcal{K}_{\mu_p}^{\Lambda \rightarrow pK} d_{\nu,\lambda}^{1/2}(\theta_\Lambda) d_{\lambda,\mu_p}^{J_\Lambda}(\theta_p^\Lambda) d_{\mu_p,\lambda_p}^{1/2}(-(\theta_p^\Lambda + \theta_\Lambda + \alpha_W^\Lambda)) \\ &+ \sum_{\lambda,\mu_p} \mathcal{K}_{\lambda}^{\Lambda_c^+ \rightarrow \Delta^{**}K} \mathcal{K}_{\mu_p}^{\Delta \rightarrow p\pi} d_{\nu,\lambda}^{1/2}(\theta_\Delta) d_{\lambda,\mu_p}^{J_\Delta}(\theta_p^\Delta) d_{\mu_p,\lambda_p}^{1/2}(-(\theta_p^\Delta + \theta_\Delta - \alpha_W^\Delta)), \end{aligned} \quad (18)$$

where $\mathcal{K}_{\lambda_B,\lambda_C}^{A \rightarrow BC}$ represents the helicity coupling constant for the two-body decay $A \rightarrow BC$ with λ_B and λ_C being the helicities of particles B and C , respectively. The helicity index

for the pseudoscalar particles is omitted. An algorithm to compute the helicity angles, denoted by the letter θ , can be found in Ref. [15]. The spin-alignment rotation is expressed via the Thomas angle (see Ref. [39]) denoted by α_W^Λ and α_W^Δ . They are related to the positive angles in Eq. (15) and Eq. (16) as follows:

$$\begin{aligned} \bar{\theta}_K &= \theta_{23}, \\ \theta_\Lambda &= \pi - \zeta_{1(2)}^0, & \theta_p^\Lambda &= -(\pi - \theta_{31}), & \theta_p^\Lambda + \theta_\Lambda + \alpha_W^\Lambda &= -\zeta_{2(1)}^1, \\ \theta_\Delta &= -(\pi - \zeta_{3(1)}^0), & \theta_p^\Delta &= \theta_{12}, & \theta_p^\Delta + \theta_\Delta - \alpha_W^\Delta &= \zeta_{1(3)}^1. \end{aligned} \quad (19)$$

Equation (18) can be simplified using the properties of the Wigner d -functions. The relation of the full amplitudes from Eq. (18) and Eq. (15) is obtained by isolating the phase factor that depends on the external helicity indices, which gives

$$\mathcal{B}_{\nu, \lambda_p} = (-1)^{1/2 + \lambda_p} \mathcal{A}_{\nu, -\lambda_p}. \quad (20)$$

The remaining phase factors redefine the product of the helicity couplings, so that the helicity couplings \mathcal{K} from Ref. [15] are related to the helicity couplings \mathcal{H} from this paper as

$$\begin{aligned} \mathcal{K}_{\lambda \lambda_p}^{\Lambda_c^+ \rightarrow K^{**} p} &= \mathcal{H}_{\lambda - \lambda_p}^{\Lambda_c^+ \rightarrow K^{**} p} (-1)^{J_K}, \\ \mathcal{K}_{-\lambda}^{\Lambda_c^+ \rightarrow \Lambda^{**} \pi} \mathcal{K}_{-\mu_p}^{\Lambda \rightarrow p K} &= \mathcal{H}_{\lambda}^{\Lambda_c^+ \rightarrow \Lambda^{**} \pi} (-1)^{J_\Lambda - 1/2} \mathcal{H}_{\mu_p}^{\Lambda \rightarrow p K}, \\ \mathcal{K}_{-\lambda}^{\Lambda_c^+ \rightarrow \Delta^{**} K} \mathcal{K}_{-\mu_p}^{\Delta \rightarrow p \pi} &= \mathcal{H}_{\lambda}^{\Lambda_c^+ \rightarrow \Delta^{**} K} \mathcal{H}_{\mu_p}^{\Delta \rightarrow p \pi}. \end{aligned} \quad (21)$$

The decay couplings are fixed by the parity relation in Eq. (17) and can be eliminated from Eq. (21) leading to the final mapping of the model parameters,

$$\begin{aligned} \mathcal{H}_{\lambda, \lambda_p}^{\Lambda_c^+ \rightarrow K^{**} p} &= (-1)^{J_K} \mathcal{K}_{\lambda, -\lambda_p}^{\Lambda_c^+ \rightarrow K^{**} p}, \\ \mathcal{H}_{\lambda}^{\Lambda_c^+ \rightarrow \Lambda^{**} \pi} &= -P_\Lambda \mathcal{K}_{-\lambda}^{\Lambda_c^+ \rightarrow \Lambda^{**} \pi}, \\ \mathcal{H}_{\lambda}^{\Lambda_c^+ \rightarrow \Delta^{**} K} &= -P_\Delta (-1)^{J_\Delta - 1/2} \mathcal{K}_{-\lambda}^{\Lambda_c^+ \rightarrow \Delta^{**} K}. \end{aligned} \quad (22)$$

C Charge conjugation

The transition amplitude for the $\bar{\Lambda}_c^- \rightarrow \bar{p} K^+ \pi^-$ decay is constructed by applying the C and P operators to Eq. (5). The particles are replaced by anti-particles (charge conjugation), the three momenta of the final-state particles are flipped, and the helicity values are flipped (parity inversion in the Λ_c^+ baryon rest frame). The amplitude reads

$$T_{\nu_0, \lambda}^{\bar{\Lambda}_c^-}(\vec{p}_1, \vec{p}_2, \vec{p}_3) = T_{\nu_0, -\lambda}^{\Lambda_c^+}(-\vec{p}_1, -\vec{p}_2, -\vec{p}_3), \quad (23)$$

where ν_0 is a spin projection of the Λ_c^+ baryon onto the z axis of the production plane. The amplitude is not flipped under parity inversion (see Eq. 3.9 in Ref. [44]).

When the momenta of the final-state particles are flipped in space, the polarisation angles transform as

$$\phi \rightarrow \begin{cases} \pi + \phi, & \text{for } \phi < 0, \\ -\pi + \phi, & \text{for } \phi > 0 \end{cases} \quad \theta \rightarrow \pi - \theta \quad \chi \rightarrow \begin{cases} -\pi - \chi, & \text{for } \chi < 0, \\ \pi - \chi, & \text{for } \chi > 0. \end{cases} \quad (24)$$

Using properties of the Wigner D-function,

$$D_{\nu_0, \nu}^{1/2}(\phi, \theta, \chi) \rightarrow D_{\nu_0, -\nu}^{1/2}(\phi, \theta, \chi) e^{i\nu_0\pi} (-1)^{1/2+\nu_0} e^{i\nu\pi}, \quad (25)$$

we find that the amplitude transforms as

$$O_{\lambda}^{\nu} \rightarrow e^{-i\nu\pi} O_{-\lambda}^{-\nu}. \quad (26)$$

With the definition of $\vec{\alpha}$ in Eq. (8), one finds a sign flip of α_x and α_z , while α_y remains the same for both charge modes, therefore,

$$\vec{\alpha}^{\bar{\Lambda}_c^-} = R_y(\pi) \vec{\alpha}^{\Lambda_c^+}, \quad (27)$$

which matches Eq. (14).

D Example of extending amplitude models with the polarimeter field

Knowledge of the $\Lambda_c^+ \rightarrow pK^-\pi^+$ transition can be incorporated to any decay process involving the decay as a subprocess using the polarimeter vector. The $B^+ \rightarrow \Lambda_c^+ \bar{\Lambda}_c^- K^+$ decay is used as an example to demonstrate how to incorporate the polarimetry fields into the decay amplitude. The decay amplitude is a function of 12 variables: two Mandelstam invariant variables for the B meson decay, three angles and two Dalitz plot variables for each of the Λ_c^+ and $\bar{\Lambda}_c^-$ decays,

$$\begin{aligned} \mathcal{A}_{\lambda, \bar{\lambda}}(m_{\Lambda_c^+ K^+}^2, m_{\bar{\Lambda}_c^- K^+}^2; \phi, \theta, \chi, m_{pK^-}^2, m_{K^-\pi^+}^2; \bar{\phi}, \bar{\theta}, \bar{\chi}, m_{\bar{p}K^+}^2, m_{K^+\pi^-}^2) = \\ \sum_{\nu_0, \bar{\nu}_0, \nu, \bar{\nu}} O_{\nu_0, \bar{\nu}_0}^B(m_{\Lambda_c^+ K^+}^2, m_{\bar{\Lambda}_c^- K^+}^2) \\ \times D_{\nu_0, \nu}^{1/2}(\phi, \theta, \chi) O_{\nu, \lambda}^{\Lambda_c^+}(m_{pK^-}^2, m_{K^-\pi^+}^2) \\ \times D_{\bar{\nu}_0, \bar{\nu}}^{1/2}(\bar{\phi}, \bar{\theta}, \bar{\chi}) O_{\bar{\nu}, \bar{\lambda}}^{\bar{\Lambda}_c^-}(m_{\bar{p}K^+}^2, m_{K^+\pi^-}^2), \end{aligned} \quad (28)$$

where λ and $\bar{\lambda}$ are the helicity of the proton and anti-proton in the Λ_c^+ and $\bar{\Lambda}_c^-$ rest frames, respectively.

Then, the decay rate reads

$$\begin{aligned} I(m_{\Lambda_c^+ K^+}^2, m_{\bar{\Lambda}_c^- K^+}^2; \phi, \theta, \chi, m_{pK^-}^2, m_{K^-\pi^+}^2; \bar{\phi}, \bar{\theta}, \bar{\chi}, m_{\bar{p}K^+}^2, m_{K^+\pi^-}^2) = \\ \sum_{\nu_0, \bar{\nu}_0, \nu, \bar{\nu}} \sum_{\nu'_0, \bar{\nu}'_0, \nu', \bar{\nu}'} O_{\nu'_0, \bar{\nu}'_0}^{B*}(m_{\Lambda_c^+ K^+}^2, m_{\bar{\Lambda}_c^- K^+}^2) O_{\nu_0, \bar{\nu}_0}^B(m_{\Lambda_c^+ K^+}^2, m_{\bar{\Lambda}_c^- K^+}^2) \\ \times D_{\nu'_0, \nu'}^{1/2*}(\phi, \theta, \chi) D_{\nu_0, \nu}^{1/2}(\phi, \theta, \chi) \mathfrak{X}_{\nu', \nu}^{\Lambda_c^+}(m_{pK^-}^2, m_{K^-\pi^+}^2) \\ \times D_{\bar{\nu}'_0, \bar{\nu}'}^{1/2*}(\bar{\phi}, \bar{\theta}, \bar{\chi}) D_{\bar{\nu}_0, \bar{\nu}}^{1/2}(\bar{\phi}, \bar{\theta}, \bar{\chi}) \mathfrak{X}_{\bar{\nu}', \bar{\nu}}^{\bar{\Lambda}_c^-}(m_{\bar{p}K^+}^2, m_{K^+\pi^-}^2), \end{aligned} \quad (29)$$

where \mathfrak{X} is the matrix given by Eq. (7). If we integrate over the degrees of freedom in the Λ_c^+ and $\bar{\Lambda}_c^-$ decays, the expression reduces to a simple Dalitz-plot analysis,

$$I^{(\text{just Dalitz})}(m_{\Lambda_c^+ K^+}^2, m_{\bar{\Lambda}_c^- K^+}^2) = \sum_{\nu_0, \bar{\nu}_0} \left| O_{\nu_0, \bar{\nu}_0}^B(m_{\Lambda_c^+ K^+}^2, m_{\bar{\Lambda}_c^- K^+}^2) \right|^2. \quad (30)$$

References

- [1] LHCb collaboration, R. Aaij *et al.*, *Observation of J/ψ resonances consistent with pentaquark states in $\Lambda_b^0 \rightarrow J/\psi p K^-$ decays*, Phys. Rev. Lett. **115** (2015) 072001, [arXiv:1507.03414](#).
- [2] LHCb collaboration, R. Aaij *et al.*, *Observation of excited Ω_c^0 baryons in $\Omega_b^- \rightarrow \Xi_c^+ K^- \pi^+$ decays*, Phys. Rev. **D104** (2021) L091102, [arXiv:2107.03419](#).
- [3] N. Brambilla *et al.*, *Heavy Quarkonium: progress, puzzles, and opportunities*, Eur. Phys. J. **C71** (2011) 1534, [arXiv:1010.5827](#).
- [4] P. Faccioli, C. Lourenco, J. Seixas, and H. K. Wohri, *Towards the experimental clarification of quarkonium polarization*, Eur. Phys. J. **C69** (2010) 657, [arXiv:1006.2738](#).
- [5] M. Butenschoen and B. A. Kniehl, *J/ψ polarization at Tevatron and LHC: nonrelativistic-QCD factorization at the crossroads*, Phys. Rev. Lett. **108** (2012) 172002, [arXiv:1201.1872](#).
- [6] B. Konig, J. G. Korner, and M. Kramer, *On the determination of the $b \rightarrow c$ handedness using nonleptonic Λ_c decays*, Phys. Rev. **D49** (1994) 2363, [arXiv:hep-ph/9310263](#).
- [7] R. Dutta, *$\Lambda_b \rightarrow (\Lambda_c, p) \tau \nu$ decays within standard model and beyond*, Phys. Rev. **D93** (2016) 054003, [arXiv:1512.04034](#).
- [8] S. Shivashankara, W. Wu, and A. Datta, *$\Lambda_b \rightarrow \Lambda_c \tau \bar{\nu}_\tau$ decay in the standard model and with new physics*, Phys. Rev. **D91** (2015) 115003, [arXiv:1502.07230](#).
- [9] X.-Q. Li, Y.-D. Yang, and X. Zhang, *$\Lambda_b \rightarrow \Lambda_c \tau \bar{\nu}_\tau$ decay in scalar and vector leptoquark scenarios*, JHEP **02** (2017) 068, [arXiv:1611.01635](#).
- [10] A. Datta, S. Kamali, S. Meinel, and A. Rashed, *Phenomenology of $\Lambda_b \rightarrow \Lambda_c \tau \bar{\nu}_\tau$ using lattice QCD calculations*, JHEP **08** (2017) 131, [arXiv:1702.02243](#).
- [11] A. Ray, S. Sahoo, and R. Mohanta, *Probing new physics in semileptonic Λ_b decays*, Phys. Rev. **D99** (2019) 015015, [arXiv:1812.08314](#).
- [12] E. Di Salvo, F. Fontanelli, and Z. J. Ajaltouni, *Detailed study of the $\Lambda_b \rightarrow \Lambda_c \tau \bar{\nu}_\tau$ decay*, Int. J. Mod. Phys. **A33** (2018) 1850169, [arXiv:1804.05592](#).
- [13] N. Penalva, E. Hernández, and J. Nieves, *Further tests of lepton flavour universality from the charged lepton energy distribution in $b \rightarrow c$ semileptonic decays: The case of $\Lambda_b \rightarrow \Lambda_c \ell \bar{\nu}_\ell$* , Phys. Rev. **D100** (2019) 113007, [arXiv:1908.02328](#).
- [14] M. Ferrillo, A. Mathad, P. Owen, and N. Serra, *Probing effects of new physics in $\Lambda_b^0 \rightarrow \Lambda_c^+ \mu^- \bar{\nu}_\mu$ decays*, JHEP **12** (2019) 148, [arXiv:1909.04608](#).
- [15] LHCb collaboration, R. Aaij *et al.*, *Amplitude analysis of the $\Lambda_c^+ \rightarrow p K^- \pi^+$ decay and Λ_c^+ baryon polarization measurement in semileptonic beauty hadron decays*, Phys. Rev. **D108** (2023) 012023, [arXiv:2208.03262](#).

- [16] V. G. Baryshevsky, *The possibility to measure the magnetic moments of short-lived particles (charm and beauty baryons) at LHC and FCC energies using the phenomenon of spin rotation in crystals*, Phys. Lett. **B757** (2016) 426.
- [17] F. J. Botella *et al.*, *On the search for the electric dipole moment of strange and charm baryons at LHC*, Eur. Phys. J. **C77** (2017) 181, [arXiv:1612.06769](#).
- [18] A. S. Fomin *et al.*, *Feasibility of measuring the magnetic dipole moments of the charm baryons at the LHC using bent crystals*, JHEP **08** (2017) 120, [arXiv:1705.03382](#).
- [19] A. S. Fomin *et al.*, *The prospect of charm quark magnetic moment determination*, Eur. Phys. J. C **80** (2020) 358, [arXiv:1909.04654](#).
- [20] S. Aiola *et al.*, *Progress towards the first measurement of charm baryon dipole moments*, Phys. Rev. **D103** (2021) 072003, [arXiv:2010.11902](#).
- [21] Particle Data Group, R. L. Workman *et al.*, *Review of particle physics*, Prog. Theor. Exp. Phys. **2022** (2022) 083C01.
- [22] Y.-S. Tsai, *Decay correlations of heavy leptons in $e^+e^- \rightarrow \ell^+\ell^-$* , Phys. Rev. **D4** (1971) 2821, [Erratum: Phys.Rev.D 13, 771 (1976)].
- [23] J. H. Kuhn and E. Mirkes, *Angular distributions in semileptonic tau decays*, Phys. Lett. **B286** (1992) 381.
- [24] M. Davier, L. Duflot, F. Le Diberder, and A. Rouge, *The optimal method for the measurement of tau polarization*, Phys. Lett. **B306** (1993) 411.
- [25] J. H. Kuhn, *Tau polarimetry with multi - meson states*, Phys. Rev. **D52** (1995) 3128, [arXiv:hep-ph/9505303](#).
- [26] J. H. Kuhn and F. Wagner, *Semileptonic decays of the τ lepton*, Nucl. Phys. **B236** (1984) 16.
- [27] J. H. Kuhn, *Tau kinematics from impact parameters*, Phys. Lett. **B313** (1993) 458, [arXiv:hep-ph/9307269](#).
- [28] K. Hagiwara, A. D. Martin, and D. Zeppenfeld, *τ polarization measurements at LEP and SLC*, Phys. Lett. **B235** (1990) 198.
- [29] M. Jezabek, K. Rybicki, and R. Rylko, *Experimental study of spin effects in hadroproduction and decay of Λ_c^+* , Phys. Lett. **B286** (1992) 175.
- [30] M. Jezabek, K. Rybicki, and R. Rylko, *A measurement of Λ_c^+ spin using the $\Lambda_c^+ \rightarrow pK^-\pi^+$ decay channel*, Acta Phys. Polon. **B23** (1992) 771.
- [31] E791 collaboration, E. M. Aitala *et al.*, *Multidimensional resonance analysis of $\Lambda_c^+ \rightarrow pK^-\pi^+$* , Phys. Lett. **B471** (2000) 449, [arXiv:hep-ex/9912003](#).
- [32] G. F. Fox, *Multidimensional resonance analysis of $\Lambda_c^+ \rightarrow pK^-\pi^+$* , PhD thesis, South Carolina U., 1999, doi: 10.2172/1371870.
- [33] J. D. Bjorken, *Spin-dependent decays of the Λ_c* , Phys. Rev. **D40** (1989) 1513.

- [34] D.-H. Wei, Y.-X. Yang, and R.-G. Ping, *Using $\Lambda_c^+ \rightarrow pK^-\pi^+$ as a spin polarimeter*, Chin. Phys. **C46** (2022) 074002.
- [35] JPAC collaboration, M. Mikhasenko *et al.*, *Dalitz-plot decomposition for three-body decays*, Phys. Rev. **D101** (2020) 034033, [arXiv:1910.04566](#).
- [36] J. F. Cornwell, *Group Theory in Physics: An Introduction*, Academic Press, San Diego, CA, 1997.
- [37] A. Rouge, *Tau decays as polarization analysers*, in *Workshop on Tau Lepton Physics (TAU 90)*, 213–222, 1991.
- [38] R. H. Dalitz, *On the analysis of τ -meson data and the nature of the τ -meson*, Phil. Mag. Ser. 7 **44** (1953) 1068.
- [39] E. Gourgoulhon, *Special Relativity in General Frames*, Graduate Texts in Physics, Springer, Berlin, Heidelberg, 2013.
- [40] V. G. Dedu, *Extraction of polarization sensitivity in charm-baryon three-body decays in LHCb*, CERN Document Server (2020) .
- [41] R. E. de Boer, M. Mikhasenko, and M. Fritsch, *Λ_c^+ polarimetry using the dominant hadronic mode*, 2023. doi: 10.5281/zenodo.7549056.
- [42] M. Fritsch *et al.*, *Common Partial Wave Analysis: a collaboration-independent organisation for amplitude analysis software*, 2022. doi: 10.5281/zenodo.6908149.
- [43] M. Mikhasenko, *ThreeBodyDecay.jl Julia implementation of the Dalitz-plot decomposition*, 2022. doi: 10.5281/zenodo.7256812.
- [44] S. U. Chung, *Spin formalisms*, CERN Academic Training Lecture, CERN, Geneva, 1971. CERN, Geneva, 1969 - 1970.

Supplementary material for LHCb-PAPER-2022-044

Numerical values for I_0 , α_x , α_y , and α_z have been computed over a two-dimensional grid of the Dalitz plot coordinates and are provided in easy-readable JSON files. The grid dimension is chosen to be 100×100 values as a compromise between the precision and the size of the output set. This supplemental material can be downloaded at https://lc2pkpi-polarimetry.docs.cern.ch/_static/export/polarimetry-field.tar.gz. Each JSON file provides the following data entries:

- **metadata**: information about the amplitude model with which the field and intensity was computed, including **model description**, **parameters**, and **reference subsystem** that was used to align the amplitude models with Dalitz-plot decomposition.
- **m^2_Kpi**: an array of 100 values for $\sigma_1 = m^2(K^-\pi^+)$ that span the x axis of the Dalitz grid.
- **m^2_pK**: an array of 100 values for $\sigma_2 = m^2(pK^-)$ that span the y axis of the Dalitz grid.
- **alpha_x, alpha_y, alpha_z**: computed values for α_x , α_y , α_z over the 100×100 grid array.
- **intensity**: computed unpolarised intensity I_0 over the 100×100 grid array.

Values on the grid that lie outside the phase space are given as NaN.