



OPEN

Glycine amino acid transformation under impacts by small solar system bodies, simulated via high-pressure torsion method

Kaveh Edalati^{1✉}, Ikuro Taniguchi¹, Ricardo Floriano² & Augusto Ducati Luchessi^{2,3}

Impacts by small solar system bodies (meteoroids, asteroids, comets and transitional objects) are characterized by a combination of energy dynamics and chemical modification on both terrestrial and small solar system bodies. In this context, the discovery of glycine amino acid in meteorites and comets has led to a hypothesis that impacts by astronomical bodies could contribute to delivery and polymerization of amino acids in the early Earth to generate proteins as essential molecules for life. Besides the possibility of abiotic polymerization of glycine, its decomposition by impacts could generate reactive groups to form other essential organic biomolecules. In this study, the high-pressure torsion (HPT) method, as a new platform for simulation of impacts by small solar system bodies, was applied to glycine. In comparison with high-pressure shock experiments, the HPT method simultaneously introduces high pressure and deformation strain. It was found that glycine was not polymerized in the experimental condition assayed, but partially decomposed to ethanol under pressures of 1 and 6 GPa and shear strains of < 120 m/m. The detection of ethanol implies the inherent availability of remaining nitrogen-containing groups, which can incorporate to the formation of other organic molecules at the impact site. In addition, this finding highlights a possibility of the origin of ethanol previously detected in comets.

RNA (ribonucleic acid) and protein are two essential polymer molecules for life, but it has not been clear how these biomolecules were formed about four billion years ago on the Earth from nucleosides (such as adenosine monophosphate) and amino acid monomers, respectively¹. The discovery of molecules of amino acids such as glycine (C₂H₅NO₂) in the Murchison meteorite (fell in Australia in 1969) suggested that impacts by small solar system bodies (such as meteoroids, asteroids, comets, and transitional objects) could have brought the important organic molecules for life into the Earth². Recent examination of various types of carbonaceous chondrite meteorites including Tagish Lake meteorite (fell in Canada in 2000) also confirmed the presence of amino acids, which could survive the atmospheric entry, impact effect and aqueous alteration³. Moreover, theoretical calculations suggested that high pressure, high temperature and high strain rate during astronomical impact events could form protein chains from amino acids⁴. So far, there has not been strong experimental evidence for the formation of protein from amino acids by impact simulation via the high-pressure shock experiments^{5–8}.

For impacts by small solar system bodies, pressure, temperature, and strain rate at the impact point are high, but they are reduced with increasing the distance from the collision point⁹. Moreover, the deformation strain occurs at different distances away from the impact point, as shown schematically in Fig. 1a¹⁰. While the shock experiments are appropriate to simulate the high-pressure conditions at the impact point, they are not effective to simulate the conditions at some distances from the collision point where the deformation strain is high, and the pressure and temperature are rather low¹¹. So far, there have been few attempts to consider the simultaneous effect of high pressure and high strain on polymerization or stability of amino acids.

The high-pressure torsion (HPT) method can be an appropriate method to simulate astronomical impact events because in addition to pressure, temperature and strain rate, strain can be simultaneously controlled in this method¹². A disc-shaped sample is compressed between two anvils under high pressure and strain is induced by rotating one of the anvils with respect to the other one in this method, as shown in Fig. 1b¹³. In the last century, scientists from the USA^{14,15} and the USSR^{16,17} applied the HPT method to some organic compounds

¹WPI International Institute for Carbon-Neutral Energy Research (WPI-I2CNER), Kyushu University, Fukuoka, Japan. ²School of Applied Sciences, University of Campinas (UNICAMP), Limeira, São Paulo, Brazil. ³Institute of Biosciences, São Paulo State University (UNESP), Rio Claro, São Paulo, Brazil. ✉email: kaveh.edalati@kyudai.jp

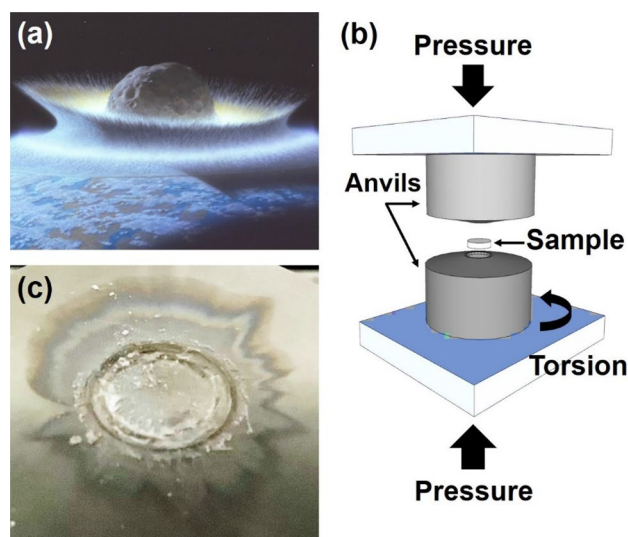


Figure 1. (a) Illustration of impacts by meteoroids, asteroids, comets and transitional objects on the Earth¹⁰; (b) schematic of high-pressure torsion method and its anvils¹³; and (c) surface of high-pressure torsion anvil after a small explosion caused by processing glycine under 6 GPa.

and reported enhanced polymerization or depolymerization; however, these interesting studies were virtually overlooked later as discussed in a review paper¹³. The HPT method is currently used as a severe plastic deformation technique^{18,19} for controlling the crystal size^{12,20} and phase transformation^{21,22} in inorganic materials. The method is considered quite effective to connect atoms of various pure elements to generate larger molecules of metallic alloys²³ and multi-component ceramics²⁴.

In this study, we apply the HPT method for the first time to glycine amino acid to have an insight into the survival of amino acids or the formation of protein by astronomical impact events. The findings of this study are of significance for astrobiology because the degree of survival of organic materials during impacts by small solar system bodies is an important issue in understanding the delivery of necessary molecules for life onto the Earth by comets and other small solar system bodies^{25,26}. Moreover, the formation mechanism of proteins from amino acids in the early Earth conditions is still a key issue in understanding the origin of life^{1,8}.

Methods

Glycine powder with a chemical composition of $C_2H_5NO_2$, a purity level of > 99%, a density of 1.2 kg/m^3 , and a crystal structure of monoclinic (α phase with a P21/n space group) was selected for this study. The powder was compacted under 0.3 MPa to discs with 10 mm diameter and 0.8 mm thickness (almost 80 mg mass of each disc). The disc samples were processed between two cylindrical HPT anvils with 50 mm diameter and 50 mm height made from the WC—11 wt% Co composite. The surfaces of anvils had a 5° slope from the center to edge with a flat-bottomed hole with 10 mm diameter and 0.25 mm height at the center. The compacted discs were processed under pressures of $P = 1$ and 6 GPa at ambient temperature ($T = 300 \text{ K}$). Although earlier studies suggested that the pressure can be in the range of 5–25 GPa²⁵ or typically below 30 GPa⁵ during impact by extraterrestrial objects, the current study considers that lower pressures such as 1 GPa can be naturally generated with increasing the distance from the collision point due to the distribution of normal pressure versus distance¹⁹. Shear strain, γ ($\gamma = 2\pi rN/h$, r : distance from disc center, N : anvil rotations, h : sample thickness)¹³, was introduced by rotating the lower HPT anvil with respect to the upper one with a rotation speed of 1 rpm (turn per minute) for $N = 3$ rotations. The shear strain was theoretically zero at the disc center and increased to 120 m/m at the disc edge. The sample processed under 6 GPa experienced a miniature explosion with the start of rotation which introduced a significant shock to the sample. Figure 1c shows the appearance of anvil surface after processing glycine under 6 GPa. The initial glycine powder and HPT-processed samples were examined by different techniques, as described below.

Crystal structure was examined by X-ray diffraction (XRD) method using the Cu $K\alpha$ radiation with a wavelength of 0.15406 nm (45 kV and 200 mA) and by Raman spectroscopy using a 532-nm laser source. XRD profiles were achieved using a complete disc, and thus, they represent the crystal structure from the center to the edge of disc, i.e., from shear strain of zero to 120 m/m. Raman spectra were recorded at highly strained region at 4 mm away from the disc center, although no clear difference was detected between the Raman spectra at the disc center and edge.

The polymerization or decomposition of samples was examined by nuclear magnetic resonance (NMR) spectroscopy. About 20 mg of glycine samples were dissolved in 0.6 mL of D_2O and placed into an NMR tube (inner diameter: 5 mm). C_6D_6 in a glass capillary was also placed in the NMR tube as an internal standard. The 1H and ^{13}C NMR spectra were recorded at 600 and 150 MHz, respectively.

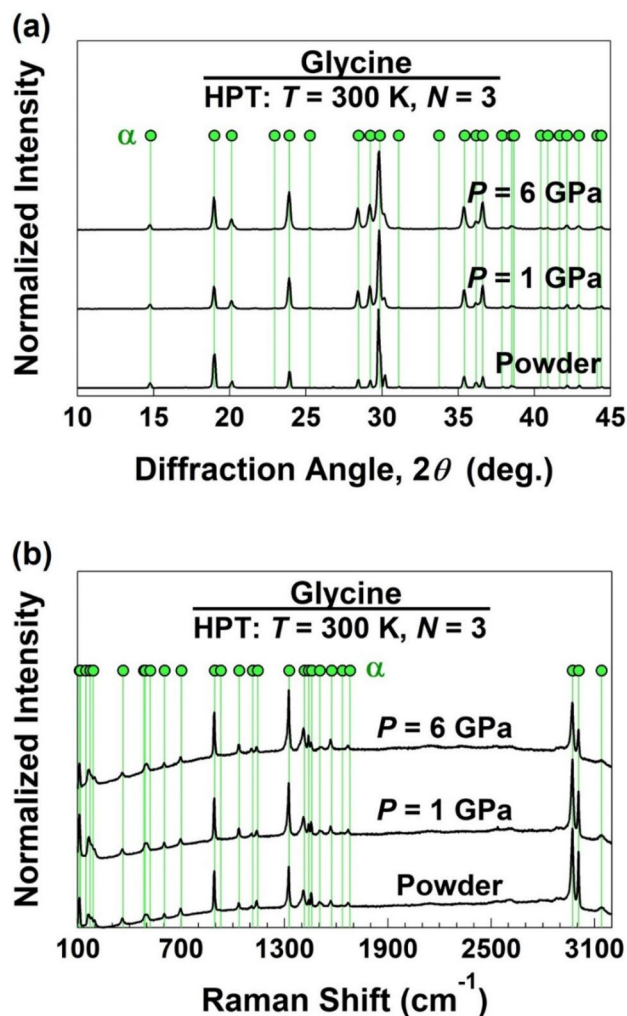


Figure 2. Absence of phase transformation in glycine after high-pressure torsion processing. (a) XRD profiles and (b) Raman spectra of glycine before and after processing under 1 and 6 GPa.

Results

Examination of crystal structures by XRD analysis is shown in Fig. 2a. A comparison between the XRD profile of the initial powder and the reference data (PDF Card No.: 00-032-1702) confirms that the initial powder contains only α -glycine. Crystal structure remains the same after HPT processing and no transformations occur to the β , γ or δ phases or other high-pressure polymorphs of glycine^{27,28}. Examination of crystal structure by Raman spectroscopy, as shown in Fig. 2b, also confirms that the initial powder and the samples processed by HPT under 1 and 6 GPa have similar spectra. A comparison between these spectra and the reported wavenumbers in the literature^{29,30} confirms that the three samples contain pure α -glycine. Taken altogether, Fig. 2 suggests that no irreversible phase transformations occur in glycine by HPT processing, and this is consistent with the reported stability of α -glycine at room temperature and under pressures up to 50 GPa³¹.

The polymerization of glycine was examined by (a) ^1H and (b) ^{13}C NMR spectroscopy, as shown in Fig. 3. For the initial powder, only the peaks corresponding to pure glycine appear in good agreement with the reference data³². After HPT processing under 1 and 6 GPa, the peaks originated from glycine peaks are found, which is in good agreement with the XRD analysis and Raman spectroscopy. No broadening or shift of the glycine peaks suggests the absence of polymerization. Besides the glycine and reference C_6D_6 peaks, peaks at 3.65 and 1.17 ppm in ^1H NMR and 17.5 and 58.0 ppm in ^{13}C NMR can be assigned to ethanol (ethyl alcohol, $\text{C}_2\text{H}_6\text{O}$) after the HPT processing²⁵. The formation of ethanol suggests that glycine is decomposed and not polymerized by the HPT processing conditions. The nitrogen-containing or amino-group-based decomposition product could not be traced by NMR technique suggesting that they evaporate/react fast and move into the air atmosphere, while the evolved ethanol remains for sufficient time in the sample during the NMR spectroscopy measurements.

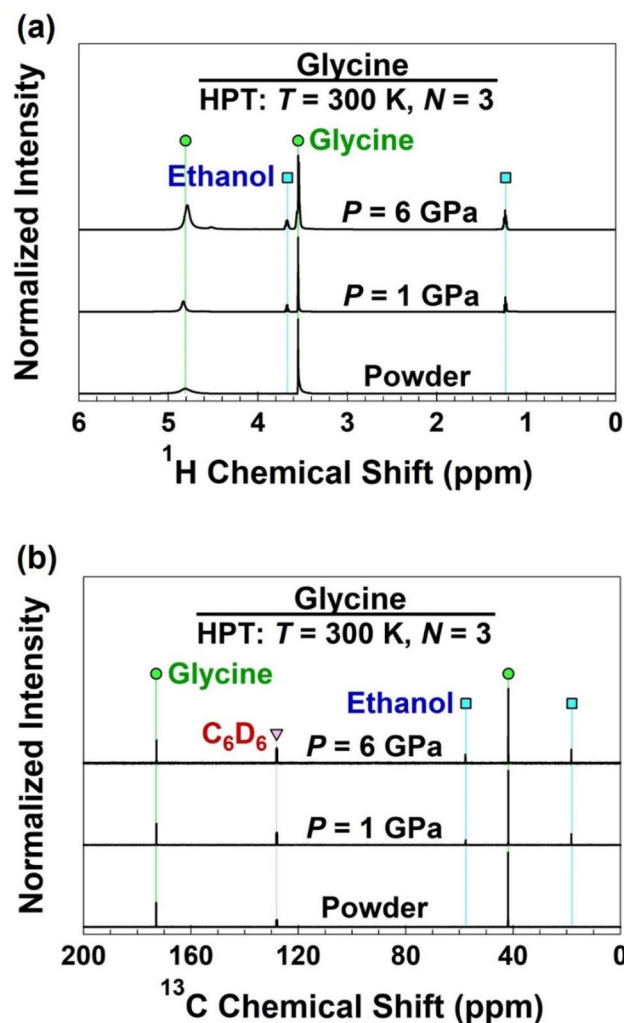


Figure 3. Absence of polymerization and occurrence of transformation to ethanol in glycine by high-pressure torsion processing. NMR (a) ^1H and (b) ^{13}C spectra of glycine before and after processing under 1 and 6 GPa.

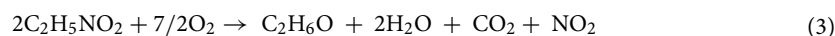
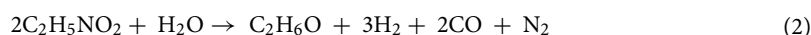
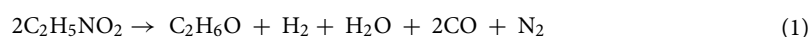
Discussion

The current results on the first application of the HPT method to glycine amino acid does not provide any evidence for the polymerization and formation of protein, but large amounts of glycine can survive under simultaneous application of high pressure and shear strain. Since glycine is one of the stable amino acids with a low heat of formation, the absence of polymerization is not surprising. Earlier shock experiments by Peterson et al. showed that polymerization of amino acids does not occur under pressure range of 3.5 to 32 GPa⁵. Blank et al. also showed that significant amounts of amino acids can survive under high pressures (5.1–21 GPa) and temperatures (412–870 K)⁶. However, the formation of ethanol from glycine by additional shear strain effect, which was observed for the first time in this study, is rather unusual because ethanol has a higher heat of formation compared to glycine. The formation of ethanol should be due to the significant energy induced during the HPT process^{12,13}, which can change the thermodynamic stabilities under high pressure and strain^{21,22}. Earlier studies on HPT processing confirmed that such thermodynamic changes can move to different directions¹⁹ such as decomposition of large molecules²² or combination of small atoms to form larger molecules^{22–24} even when the small atoms are thermodynamically immiscible³³. For organic materials, classic studies also showed that decomposition or polymerization can occur under high pressure and high strain, depending on the material compositions, suggesting that the thermodynamic stabilities can be influenced in different directions in organic materials as well^{14–17}.

Here, it should be noted that it is believed that alcohols including ethanol could contribute to the evolution of organic compounds in the early Earth³⁴ and there are also recent reports on the discovery of ethanol in comets³⁵; however, the direction of such contributions still needs to be investigated. Since the presence of glycine was confirmed at least in two comets 81P/Wild-2⁷ and 67P/Churyumov-Gerasimenko³⁶, the current experiments suggest that glycine may be a natural source of huge amounts of ethanol discovered in some comets³⁵. It should be noted that comets can experience shear strain under tidal forces of planets and stars. While some big comets such as C/2014 Q2 (Lovejoy), in which alcohol was discovered, can survive these tidal forces³⁵, some other comets experience disruption by these forces such as Kreutz comets disrupted by sun³⁷ or comet D/1993 F2

Shoemaker-Levy 9 disrupted by Jupiter³⁸. Moreover, the gravitational forces of planets and stars can lead to the impact of these sheared comets by other astronomical bodies, providing sufficient pressure for transformation of amino acids to alcohol particularly in the presence of iced water, aqueous alteration and mineral catalysts³⁹.

Despite the formation of ethanol from glycine by HPT processing, it is still hard to clarify the pathway for this transformation because the HPT experiments are conducted under ambient atmosphere and thus the gas phases cannot be analyzed. Conversion of glycine have been widely studied under different conditions such as high pressure⁸, thermal heating⁴⁰, ionizing radiation⁴¹, protonated condition⁴², high-pressure/temperature water⁴³, and electrochemical condition⁴⁴. None of these studies reported the formation of ethanol from glycine, although electrochemical formation of methanol and propanol alcohols was mentioned in a publication⁴⁵. Although tracking the transformation pathway of glycine is experimentally difficult due to the short lifetime of radicals⁴⁶ as well as due to the formation of various gaseous species (such as H₂, H₂O, CO, CO₂, N₂ and NH₃)^{41–44}, computational studies suggested some possible pathways and mechanisms for some of the transformations^{47,48}. By considering the available information in the literature and by considering that the HPT process was conducted under the air atmosphere, three possible transformation pathways can be suggested: (i) decomposition of glycine by severe energy induced by the HPT method, (ii) reaction of glycine with water from humidity, and (iii) oxidation of glycine with air. Since the XRD, Raman and NMR analyses detected only glycine and ethanol, it is assumed that other products are mainly in the gas form. The explosion occurred during the HPT process also confirms that reactive gases should have formed. The absence of an ammonia smell during the HPT process suggests that NH₃ with appreciable quantities might not have formed, although NH₃ formation by glycine decomposition was reported in many publications^{41–45,49}. The absence of NH₃ suggests that high energy introduced by HPT not only promotes the elimination reaction to produce amino group by breaking the C–N bonds, but also breaks the N–H bonds, which can subsequently lead to the formation of nitrogen and hydrogen gas phases. Another possibility is the reaction of amino group with oxygen and formation of hydrogen gas and NO, which can subsequently transform to NO₂ in the presence of oxygen. Moreover, as suggested in some computational studies^{47,48}, decarboxylation associated with proton transfer, is expected to lead to the formation of CO or CO₂. Here, three possible examples for (1) decomposition, (2) reaction with water and (3) oxidation of glycine are suggested.



These speculative transformation pathways show the possibility for the glycine-to-ethanol transformation by external energy, but future studies are required to clarify the exact chemical reaction path and its underlying mechanism.

Although current HPT experiments did not provide any positive support for the formation of protein from glycine by astronomical impact events, the formation of protein from other amino acids by HPT processing needs to be investigated in the future. The stability of significant amounts of glycine after the HPT process indicates that comet impacts could basically deliver significant amounts of biomolecules into the early Earth, as suggested in some other studies by high-pressure shock experiments as well^{25,26}. As discussed in the previous paragraph, the conversion of glycine to ethanol implies the release of nitrogen-containing molecules and some reactive gases into the system, which are inevitably available to react with other molecules to produce other organic compounds on the Earth. One main difference between this study and real impacts by small solar system bodies is that the current HPT experiments were conducted on high-purity glycine; while amino acids in the early Earth condition or in comets co-presented with some minerals, chemicals, and water^{1,2,8,34}. The presence of water and aqueous alteration in carbonaceous chondrite meteorites can affect the formation of organic compounds^{39,50}. Moreover, the reactive minerals in meteorites can act as catalysts to form complex organic compounds including amino acids and alcohols particularly in the presence of hot water^{51,52}. Therefore, although the current results introduce a new experimental path to simulate the effect of impacts by comets or other small solar system bodies on organic molecules, future HPT experiments on different amino acids and adenosine monophosphate with different purity levels and different additives in both dry and humid conditions are required. Moreover, theoretical calculations like the ones reported earlier⁴ can be useful to find the energetically favorable reaction direction in HPT processing to produce protein and RNA.

Conclusions

To have an insight into the effect of impacts by small solar system bodies (e.g., meteoroids, asteroids, comets, and transitional objects) on the stability of amino acids or the formation of proteins, the simultaneous effect of high pressure and shear strain on polymerization of glycine amino acid was investigated using the high-pressure torsion method. Glycine was not polymerized, but it was partially decomposed and converted to ethanol by processing. The detection of ethanol not only indicates a natural source of ethanol already detected in comets, but also suggests the formation of other decomposition products which could contribute to the formation of other organic biomolecules on the Earth billions of years ago. Although this study did not provide any evidence for the formation of proteins, it introduced the high-pressure torsion method as a new research tool for simulating the effect of impacts by small solar system bodies on the behavior of organic materials in the early Earth condition.

Received: 15 October 2021; Accepted: 28 March 2022

Published online: 05 April 2022

References

- Patel, B., Percivalle, C., Ritson, D. J., Duffy, C. D. & Sutherland, J. D. Common origins of RNA, protein and lipid precursors in a cyanosulfidic protometabolism. *Nat. Chem.* **7**, 310–307 (2015).
- Kvenvolden, K. *et al.* Evidence for extraterrestrial amino-acids and hydrocarbons in the Murchison meteorite. *Nature* **228**, 923–926 (1970).
- Alexander, C. O., Cody, G. D., De Gregorio, B. T., Nittler, L. R. & Stroud, R. M. The nature, origin and modification of insoluble organic matter in chondrites, the major source of Earth's C and N. *Chem. Erde Gechem.* **77**, 227–256 (2017).
- Kroonblawd, M. P., Lindsey, R. K. & Goldman, N. Synthesis of functionalized nitrogen-containing polycyclic aromatic hydrocarbons and other prebiotic compounds in impacting glycine solutions. *Chem. Sci.* **10**, 6091–6098 (2019).
- Peterson, E., Horz, F. & Chang, S. Modification of amino acids at shock pressures of 3.5 to 32 GPa. *Geochim. Cosmochim. Acta* **61**, 3937–3950 (1997).
- Blank, J. G., Miller, G. H. & Winans, R. E. Experimental shock chemistry of aqueous amino acid solutions and the cometary delivery of prebiotic compounds. *Origins Life Evol. Biosph.* **31**, 15–51 (2001).
- Martins, Z., Price, M. C., Goldman, N., Sephton, M. A. & Burchell, M. J. Shock synthesis of amino acids from impacting cometary and icy planet surface analogues. *Nat. Geosci.* **6**, 1045–1049 (2013).
- Kitadai, N. & Maruyama, S. Origins of building blocks of life: A review. *Geosci. Front.* **9**, 1117–1153 (2018).
- Fritz, J., Greshake, A. & Fernandes, V. A. Revising the shock classification of meteorites. *Meteorit. Planet. Sci.* **52**, 1216–1232 (2017).
- Davis, D. *Nasa Image and Video Library*, ARC-1991-AC91-0193 (1991).
- Duffy, T. S. & Smith, R. F. Ultra-high pressure dynamic compression of geological materials. *Front. Earth Sci.* **7**, 23 (2019).
- Zhilyaev, A. P. & Langdon, T. G. Using high-pressure torsion for metal processing: Fundamentals and applications. *Prog. Mater. Sci.* **53**, 893–979 (2008).
- Edalati, K. & Horita, Z. A review on high-pressure torsion (HPT) from 1935 to 1988. *Mater. Sci. Eng. A* **652**, 325–352 (2016).
- Bridgman, P. W. Effects of high shearing stress combined with high hydrostatic pressure. *Phys. Rev.* **48**, 825–847 (1935).
- Bridgman, P. W. Polymorphic transitions up to 50,000 kg/cm² of several organic substances. *Proc. Am. Acad. Arts Sci.* **72**, 227–268 (1938).
- Pakhomova, I. E., Zhulin, V. M., Gonikberg, M. G. & Ivanov, V. P. Conversions of nitriles in a solid phase at high pressures, combined with shear. *Bull. Acad. Sci. USSR Div. Chem. Sci.* **21**, 813–818 (1972).
- Zhorin, V. A., Kissin, Y. V., Luizo, Y. V., Fridman, N. M. & Yenikolopyan, N. S. Structural changes in polyolefins due to the combination of high pressure and shear deformation. *Polym. Sci. USSR* **18**, 3057–3061 (1976).
- Valiev, R. Z. *et al.* Producing bulk ultrafine-grained materials by severe plastic deformation. *JOM* **58**(4), 33–39 (2006).
- Edalati, K. *et al.* Nanomaterials by severe plastic deformation: Review of historical developments and recent advances. *Mater. Res. Lett.* **10**, 163–256 (2022).
- Pippan, R. *et al.* Saturation of fragmentation during severe plastic deformation. *Annu. Rev. Mater. Res.* **40**, 319–343 (2010).
- Levitas, V. I. High-pressure phase transformations under severe plastic deformation by torsion in rotational anvils. *Mater. Trans.* **60**, 1294–1301 (2019).
- Mazilkin, A., Straumal, B., Kilmametov, A., Straumal, P. & Baretzky, B. Phase transformations induced by severe plastic deformation. *Mater. Trans.* **60**, 1489–1499 (2019).
- Edalati, K. Metallurgical alchemy by ultra-severe plastic deformation via high-pressure torsion process. *Mater. Trans.* **60**, 1221–1229 (2019).
- Akrami, S., Edalati, P., Fuji, M. & Edalati, K. High-entropy ceramics: Review of principles, production and applications. *Mater. Sci. Eng. R* **146**, 100644 (2021).
- McCaffrey, V. P., Zellner, N. E. B., Waun, C. M., Bennett, E. R. & Earl, E. K. Reactivity and survivability of glycolaldehyde in simulated meteorite impact experiments. *Origins Life Evol. Biospheres.* **44**, 29–42 (2014).
- Zellner, N. E. B., McCaffrey, V. P. & Butler, J. H. E. Cometary glycolaldehyde as a source of pre-RNA molecules. *Astrobiology* **20**, 1377–1388 (2020).
- Dawson, A. *et al.* Effect of high pressure on the crystal structures of polymorphs of glycine. *Cryst. Growth Des.* **5**, 1415–1427 (2005).
- Guerra, D., Gómez, L. A., Restrepo, A. & David, J. New stable phases of glycine crystals. *Chem. Phys.* **530**, 110645 (2021).
- Parameswari, A., Premkumar, S., Premkumar, R. & Milton Franklin Benial, A. Surface enhanced Raman spectroscopy and quantum chemical studies on glycine single crystal. *J. Mol. Struct.* **1116**, 180–187 (2016).
- Surovtsev, N. V. *et al.* Glycine phases formed from frozen aqueous solutions: Revisited. *J. Chem. Phys.* **137**, 065103 (2012).
- Hinton, J. K. *et al.* Effects of pressure on the structure and lattice dynamics of α -glycine: A combined experimental and theoretical study. *CrystEngComm* **21**, 4457–4464 (2019).
- Freeman, R. *Handbook of Nuclear Magnetic Resonance* (Longman, 1987).
- Edalati, K. *et al.* Formation of metastable phases in magnesium-titanium system by high-pressure torsion and their hydrogen storage performance. *Acta Mater.* **99**, 150–156 (2015).
- Umeda, Y. *et al.* Survivability and reactivity of glycine and alanine in early oceans: Effects of meteorite impacts. *J. Biol. Phys.* **42**, 177–198 (2016).
- Biver, N. *et al.* Ethyl alcohol and sugar in comet C/2014 Q2 (Lovejoy). *Sci. Adv.* **1**, e1500863 (2015).
- Hadraoui, K. *et al.* Distributed glycine in comet 67P/Churyumov-Gerasimenko. *Astron. Astrophys.* **630**, A32 (2019).
- Knight, M. M. *et al.* Photometric study of the Kreutz comets observed by SOHO from 1995 to 2005. *Astron. J.* **139**, 926 (2010).
- Movshovitz, N., Asphaug, E. & Korycansky, D. Numerical modeling of the disruption of comet D/1993 F2 Shoemaker-Levy 9 representing the progenitor by a gravitationally bound assemblage of randomly shaped polyhedra. *Astrophys. J.* **759**, 93 (2012).
- Trigo-Rodríguez, J. M., Rimola, A., Tanbakouei, S., Soto, V. C. & Lee, M. Accretion of water in carbonaceous chondrites: Current evidence and implications for the delivery of water to early earth. *Space Sci. Rev.* **215**, 18 (2019).
- Okude, S., Matsushima, F., Kuze, H. & Shimizu, T. Molecular beam studies of thermal decomposition of glycine on solid surfaces. *Jpn. J. Appl. Phys.* **26**, 627–632 (1987).
- Góbi, S., Förstel, M., Maksyutenko, P. & Kaiser, R. I. A reflectron time-of-flight mass spectrometric study on the degradation pathways of glycine on Mars in the presence of perchlorates and ionizing radiation. *Astrophys. J.* **835**, 241 (2017).
- Klassen, J. S. & Kebarle, P. Collision-induced dissociation threshold energies of protonated glycine, glycinamide, and some related small peptides and peptide amino amides. *J. Am. Chem. Soc.* **119**, 6552–6563 (1997).
- Sato, N., Daimon, H. & Fujie, K. Decomposition of glycine in high temperature and high pressure water. *Kagaku Kogaku Ronbunshu* **28**, 113–117 (2002).
- Mohan, R. *et al.* Electrochemical oxidation of glycine with bimetallic nickel-manganese oxide catalysts. *ChemElectroChem* **7**, 561–568 (2020).
- Ogura, K., Kobayashi, M., Nakayama, M. & Miho, Y. Electrochemical and in situ FTIR studies on the adsorption and oxidation of glycine and lysine in alkaline medium. *J. Electroanal. Chem.* **449**, 101–109 (1998).
- Hug, G. L. & Fessenden, R. W. Identification of radicals and determination of their yields in the radiolytic oxidation of glycine. Time-resolved ESR methodology. *J. Phys. Chem. A* **104**, 7021–7029 (2000).
- O'Hair, R. A. J., Broughton, P. S., Styles, M. L., Frink, B. T. & Hadad, C. M. The fragmentation pathways of protonated glycine: A computational study. *J. Am. Soc. Mass Spectrom.* **11**, 687–696 (2000).

48. Catao, A. J. L. & Castillo, A. L. On the degradation pathway of glyphosate and glycine. *Environ. Sci. Process. Impacts* **20**, 1148–1157 (2018).
49. Weiss, I. M., Muth, C., Drumm, R. & Kirchner, H. O. K. Thermal decomposition of the amino acids glycine, cysteine, aspartic acid, asparagine, glutamic acid, glutamine, arginine and histidine. *BMC Biophys.* **11**, 2 (2018).
50. Trigo-Rodriguez, J. M., Rubin, A. E. & Wasson, J. T. Non-nebular origin of dark mantles around chondrules and inclusions in CM chondrites. *Geochim. Cosmochim. Acta* **70**, 1271–1290 (2006).
51. Rotelli, L. *et al.* The key role of meteorites in the formation of relevant prebiotic molecules in a formamide/water environment. *Sci. Rep.* **6**, 38888 (2016).
52. Cabedo, V., Llorca, J., Trigo-Rodriguez, J. M. & Rimola, A. Study of Fischer-Tropsch type reactions on chondritic meteorites. *Astron. Astrophys.* **650**, A160 (2021).

Acknowledgements

This work is supported in part by WPI-I2CNER, Japan, and in part by Grants-in-Aid for Scientific Research on Innovative Areas from the MEXT, Japan (19H05176 and 21H00150).

Author contributions

K.E., I.T., R.F., A.D.L.: conceptualization, methodology, validation, writing paper.

Competing interests

The authors declare no competing interests.

Additional information

Correspondence and requests for materials should be addressed to K.E.

Reprints and permissions information is available at www.nature.com/reprints.

Publisher's note Springer Nature remains neutral with regard to jurisdictional claims in published maps and institutional affiliations.



Open Access This article is licensed under a Creative Commons Attribution 4.0 International License, which permits use, sharing, adaptation, distribution and reproduction in any medium or format, as long as you give appropriate credit to the original author(s) and the source, provide a link to the Creative Commons licence, and indicate if changes were made. The images or other third party material in this article are included in the article's Creative Commons licence, unless indicated otherwise in a credit line to the material. If material is not included in the article's Creative Commons licence and your intended use is not permitted by statutory regulation or exceeds the permitted use, you will need to obtain permission directly from the copyright holder. To view a copy of this licence, visit <http://creativecommons.org/licenses/by/4.0/>.

© The Author(s) 2022