

Experimental Research in Synthetic Molecular Communications - Part I: Overview and Short-Range Systems

Sebastian Lotter*, Lukas Brand*, Vahid Jamali[†], Maximilian Schäfer*, Helene M. Loos*[§], Harald Unterweger[‡], Sandra Greiner*, Jens Kirchner*, Christoph Alexiou[‡], Dietmar Drummer*, Georg Fischer*, Andrea Buettner*[§], and Robert Schober*

*Friedrich-Alexander-Universität Erlangen-Nürnberg (FAU), Erlangen, Germany

[†]Technical University of Darmstadt, Darmstadt, Germany

[§]Fraunhofer Institute for Process Engineering and Packaging IVV, Freising, Germany

[‡]Universitätsklinikum Erlangen, Section of Experimental Oncology and Nanomedicine (SEON), Erlangen, Germany

Abstract—Since its emergence from the communication engineering community around one and a half decades ago, the field of Synthetic Molecular Communication (SMC) has experienced continued growth, both in the number of technical contributions from a vibrant community and in terms of research funding. Throughout this process, the vision of SMC as a novel, revolutionary communication paradigm has constantly evolved, driven by feedback from theoretical and experimental studies, respectively. It is believed that especially the latter ones will be crucial for the transition of SMC towards a higher technology readiness level in the near future. In this spirit, we present here a comprehensive survey of experimental research in SMC. In particular, this survey focuses on highlighting the major drivers behind different lines of experimental research in terms of the respective envisioned applications. This approach allows us to categorize existing works and identify current research gaps that still hinder the development of practical SMC-based applications. Our survey consists of two parts; this paper and a companion paper. While the companion paper focuses on SMC with relatively long communication ranges, this paper covers SMC over short distances of typically not more than a few millimeters.

I. INTRODUCTION

The term *Synthetic Molecular Communication (SMC)* labels an ongoing effort in the communications engineering community to conquer the realm of natural *chemical communication*. Chemical communication denotes the exchange of information by means of chemical messengers, i.e., molecules, and it occurs in a huge variety of forms and across a wide range of scales in nature; examples include the pheromone-based communication between different individuals of the same animal species, the hormone signaling inside the human body, and the intercellular signaling in bacteria colonies [1]. We refer to natural chemical communication systems in the following as *Natural Molecular Communication (NMC)* systems. Inspired by NMC, the research field of SMC revolves around the idea of establishing *synthetic* communication links by leveraging chemical means of communication [1]. Specifically, and in contrast to conventional synthetic communication based on electromagnetic waves (EM), SMC employs molecules to convey information. In this sense, SMC is a bio-inspired communication paradigm.

From an application perspective, the main motivation of SMC is to enable synthetic communication for scenarios that hamper or even prohibit the use of EM-based communication. One important class of such applications arises in the context of the *Internet of Bio-Nano-Things (IoBNT)*, a communication

network that integrates in-body nanodevices, i.e., devices of sizes smaller than 1 μm , that cooperatively perform sensing and actuation tasks inside the human body [2]. In the context of the IoBNT, the motivation for SMC is two-fold. First, EM-based communication suffers from high signal attenuation in human tissue. The signal attenuation is particularly severe at the high carrier frequencies required by nanoscale antennas and hampers the realization of EM-based in-body communication. Second, equipping nanodevices with SMC capabilities opens up the space for applications that require these devices to interface with natural communication peers, such as natural cells or organs; examples for such applications include brain-machine interfaces [3] and targeted drug delivery [4]. Other classes of applications for SMC arise in the context of communication in EM-denied environments outside the human body such as in oil pipelines, where EM-based communication is inefficient, or in industrial environments processing explosive gases, where EM-based communication may not be allowed. In light of this discussion, SMC promises to extend the reach of synthetic communication beyond the boundaries of today's prevalent synthetic communication paradigms.

In the quest to realize the envisioned revolutionary SMC-based applications, researchers have tackled the field from different angles using a variety of different research methods. One line of research has focused on the development of theoretical models to explore the fundamental limits of SMC and devise design guidelines for SMC devices and systems; these efforts have been surveyed comprehensively, for example, in [5], [6].

At the same time, it was understood early on that *experimental research* was needed to complement the ongoing theoretical research efforts in SMC. However, experimental research to date is still rather underrepresented in SMC, as evidenced by the small number of experimental contributions relative to the purely theoretical ones. Now, on the one hand, the experimental domain is less accessible than the theoretical one to many SMC researchers who mostly have a background in communications engineering, but limited experience, expertise, and facilities required to conduct experiments involving chemical or biological system components. On the other hand, the development of practical SMC-based applications in the future will require a tight integration of theoretical and experimental research efforts. In fact, several studies in the SMC literature already showcase the potential

of the fruitful interaction between theoretical and experimental research [7]–[9].

This survey presents a step towards making experimental SMC research more accessible and in this way foster its permanent integration into the mainstream of SMC research. To this end, we provide a systematic review of existing experimental SMC research that allows us to contrast the current state of the art with the envisioned applications and identify major existing research gaps. The survey is organized in two parts. Part I, this paper, presents an overview of general concepts in SMC, an exposition of the main SMC application scenarios, and a comprehensive review of experimental SMC works targeting applications with short communication distances, i.e., distances of not more than a few millimeters. Part II presents a comprehensive review of experimental SMC works related to long-range SMC applications, i.e., applications requiring communication over distances of more than a few millimeters. This second part of our survey is covered in a companion paper that appears alongside this paper in the same magazine and issue.

The remainder of this paper is organized as follows. In the rest of this section, existing SMC surveys related to experimental contributions are briefly reviewed and the outline of this survey is presented. In Section II, a concise taxonomic framework including the most relevant physical processes and the main application domains for SMC is introduced. In Sections III and IV, experimental works on short-range SMC related to in-body and lab-on-chip are discussed, respectively. Finally, Section V concludes this paper with an outlook on future research directions for short-range SMC.

A. Existing Surveys on Molecular Communications

The existing survey papers, which have been published over the past years, span a variety of different topics and focus on different aspects of SMC, e.g., future applications, networking aspects or physical layer channel modeling [5], [10], [11]. In this survey paper, we focus on experimental research in SMC. Therefore, we will only discuss other survey papers that focus on experimental testbed design, interfacing between domains, and the design of practical components, in more detail (see Table I)¹. In [13], networking aspects are discussed and a particular focus is on communication via microtubules. Interfacing aspects are discussed in [3], [14], [15], where [3] focuses on synaptic communication and the design of brain-machine interfaces, in [14], optical nano-bio interfaces are discussed for the connection of biological and electrical networks, and [15] proposed methods for the interfacing with biological systems. The design of components for practical SMC systems is discussed in [6], [11], where [6] describes the physical design of practical transmitters (Tx) and receivers (Rx) for SMC, and [11] investigates possible biological building blocks for the design of SMC systems. Surveys [16], [17] also provide an overview of a subset of experimental works in SMC. In particular, the authors in [16] provide an overview on molecular testbeds and experiments

and [17] gives an overview on macroscale SMC testbeds which are categorized by the channel type.

B. Outline of This Survey

This two-part survey is organized according to the classification of the target applications for SMC along different dimensions. The applied classification scheme along with the corresponding sections of the survey is presented in Fig. 1.

On the top level, we distinguish applications that require communication over distances of more than a few millimeters from those that do not. We refer to the former ones (covered in the companion paper) as *long-range* and the latter ones (this paper) as *short-range*. For short-range applications, we identified two application types, one focusing on communication inside the human body, i.e., *in-body* communication, cf. Section III, the other one on *microfluidic chips*, cf. Section IV. These two categories are further subdivided according to the different scopes of the experimental contributions in each category. For the long-range applications, we distinguish different applications based on the medium in which the communication takes place. Long-range SMC systems based on *liquid* media are reviewed in the companion paper in Section II; those based on airborne communication, i.e., *air-based* SMC systems, are reviewed in the companion paper in Section III. Furthermore, the works on liquid-based and air-based long-range SMC reviewed in the companion paper are further categorized into different subcategories according to the respective propagation environment.

Applying the above classification scheme, this survey identifies the main drivers of experimental research in SMC in terms of targeted applications in the past, current challenges, and opportunities for further progress in the field.

II. TAXONOMY: PHYSICS AND APPLICATIONS

A. Physical Governing Principles

SMC systems concern the release, propagation, and reception of information-carrying molecules, which are referred to as *information molecules*². In this process, the information may be embedded into (i) the presence and absence, or, more generally, the *concentration* or *relative concentrations* of the information molecule(s), (ii) the *type* of information molecule(s), (iii) the *time* at which information molecules are released into the environment, or (iv) the *location* from which information molecules are released [5]. In most works reviewed in this survey, category (i) is assumed, where molecules are released (not released) by the Tx if a binary '1' ('0') is to be transmitted. This modulation scheme is referred to as *on-off keying (OOK)*.

Some relevant physical principles governing the release, propagation, and reception of information molecules in SMC systems are illustrated in Fig. 2 and briefly discussed in the following:

²The term “molecule” is not used in a strict sense in this context but rather in a broad sense referring to any chemical substance employed as an information carrier. Examples include hydrogen ions (i.e., subatomic particles) [8], nucleic acids (i.e., large biomolecules) [18], and artificial nanoparticles [19].

¹For a comprehensive overview of existing surveys and tutorials on SMC, we refer the reader to the overview tables in [11], [12].

Table I
EXISTING SURVEYS FOCUSING ON EXPERIMENTAL TESTBED DESIGN, INTERFACING, AND THE DESIGN OF PRACTICAL COMPONENTS.

Reference	Year	Detailed Notes
Darchini et al. [13]	2013	Focus on nanonetworks and practical communication via microtubules and physical contact.
Veletic et al. [3]	2019	Synaptic communication. Design of brain-machine interfaces.
Kim et al. [15]	2019	Redox reactions as modality for propagating electrical and biological signals.
Kuscu et al. [6]	2019	Tx and Rx design for SMC systems including modulation, coding, and detection schemes. Focus on physical design of Tx and Rx and the concomitant challenges and limitations.
Jornet et al. [14]	2019	Connection of biological networks to electronic computing systems by optical nano-bio interfaces.
Söldner et al. [11]	2020	Biological components as building blocks (Tx, Rx, information molecules) for SMC systems.
Yang et al. [16]	2020	Testbed review. Recent developments of EM and SMC. Focus on applications and network structures. Hybrid communication paradigms. Inter-connectivity of EM and SMC networks.
Huang et al. [17]	2021	Macro-scale SMC testbeds. Categorization based on channel type, i.e., gaseous and liquid channels.
Lotter et al. (this survey)	2023	Comprehensive overview of experimental works in SMC and systematic classification into short-range (Part I) and long-range (Part II) SMC systems.

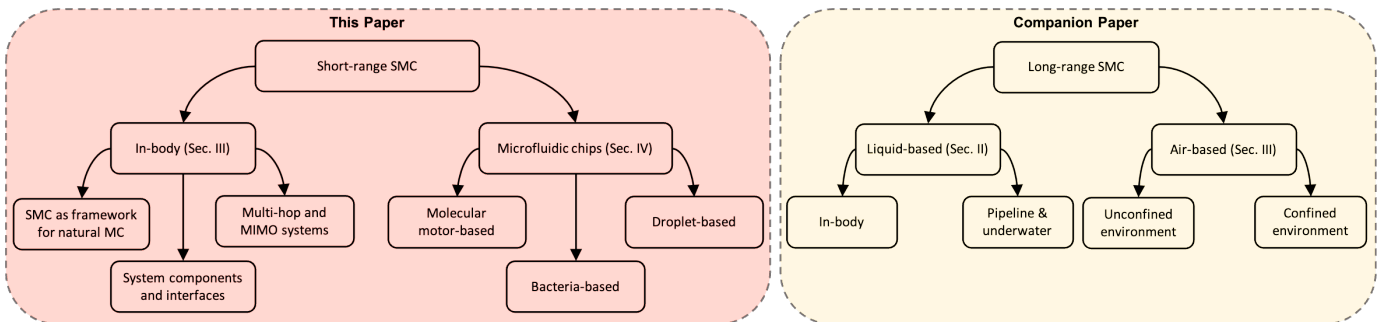


Figure 1. Classification of experimental works and organization of the survey. This paper (Part I) reviews short-range SMC, while the companion paper (Part II) targets long-range SMC.

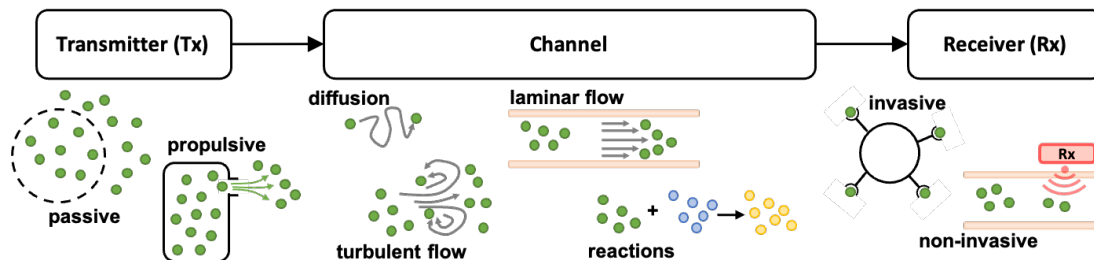


Figure 2. Illustration of the main building blocks of an SMC system (namely, Tx, channel, and Rx) and the key physical principles governing the release, propagation, and reception processes of information molecules.

Release mechanism: The Tx releases the information molecules into the channel in a controlled manner according to the adopted modulation scheme. Examples of release mechanisms include:

- *passive* release where gates are opened at the Tx and information molecules passively diffuse into the channel (e.g., via voltage-gated ion channels), and
- *propulsive* release where the information molecules are pushed into the channel (e.g., via a pump or spray).

Propagation channel: Depending on the application of interest, the propagation medium may be liquid or air. The propagation behavior of the information molecules within the fluid channel is affected by various physical phenomena including [5]:

- *free diffusion* due to thermal vibrations and collisions with other molecules,

- *active mass transport* by either a force-induced drift or a bulk background flow, or
- *chemical reactions* that may degrade the information molecules or transform them into another type of molecules.

Background flow plays an important role for medium- and long-range SMC and can be further categorized into turbulent and laminar depending on whether the variations in the flow velocity, over space and/or time, are stochastic (e.g., due to rough surfaces), or deterministic, respectively. Turbulent flow is more prevalent in large-scale liquid-based and air-based SMC systems whereas laminar flow is more common in long-range pipe-shape SMC channels (e.g., most blood vessels).

Reception mechanism: The Rx detects the presence of information molecules within its vicinity, which can be achieved via either

- *invasive* reception where (part of) the Rx device is located

inside the communication medium to directly detect the information molecules (e.g., via chemical reactions between the molecules and the Rx [9]), or

- *non-invasive* reception where information molecules are indirectly detected by an external Rx device (e.g., external observation of fluorescence emission by information molecules [20]).

B. Main SMC Application Scenarios

Motivated by the classification scheme introduced in Section I, we provide here a brief review of the main application scenarios for SMC, see also Fig. 1.

In-body SMC: One of the main motivations for SMC are in-body applications, mostly inspired by the concept of the IoBNT [2]. In these applications, SMC is employed to convey information between in-body devices such as mobile nanosensors that patrol the human blood stream or nanoparticles that cooperatively deliver medical agents. In-body applications require small form factors of the communicating SMC devices. In addition, the devices need to be biocompatible [16]. There has been a wide range of devices suggested for the implementation of biocompatible nanodevices with communication capabilities. Broadly, the proposed devices can be categorized into biological devices and artificial devices. Biological devices encompass mainly synthetic cells. Non-biological devices include polymers, hydrogels, and other synthetically produced materials.

Lab-on-a-chip: Lab-on-a-chip (LoC) refers to the concept of integrating lab processes, such as sample analysis or preparation, on a microfluidic chip, i.e., a chip that comprises micro-scale components for handling tiny amounts of liquid, such as channels, mixers, valves, and pumps [21]. Advantages of LoCs as compared to conventional labs are typically reduced costs and small form factors. These enable, for example, novel diagnostic tools that can be applied in areas where large medical lab facilities are not available.

Pipeline and underwater communications: Some applications for SMC in liquid media are expected on very large scales, such as in pipelines or in the open sea. One motivation of these applications is to exploit the reduced propagation loss of SMC as compared to EM-based or acoustic communication links for underwater search-and-rescue applications. Another motivation is to provide covert communication links or enable search-and-rescue missions where the search target emits a molecular signal that is sensed by a rescue agent.

Air-based communication: SMC in gaseous environments, i.e., air-based SMC, is envisioned to enable long-range wireless communication for scenarios in which EM-based communication is not available. The operation of a robot swarm in an emergency area, for example, could be coordinated via SMC, where one robot upon reaching a missing person guides the other robots by releasing information molecules. The inspiration of most air-based SMC applications is drawn from nature, where the behavior of individuals within a group is coordinated via pheromone communication.

III. SHORT-RANGE IN-BODY SMC

In this section, we review experimental works related to short-range in-body SMC. In this context, experiments have

been employed to (i) understand and develop models for short-range in-body NMC systems, (ii) develop and test the design of individual system components for SMC, and (iii) study SMC systems that involve multiple single communication links.

A. SMC as Modeling Framework for NMC

Some works in the context of short-range SMC reproduce NMC processes in experiments to aid the development of communication theoretic models for these processes. Since NMC processes commonly depend on many different unknown parameters, physics-based bottom-up modeling of these processes is often impossible. Accurate models could, however, help to devise novel diagnosis and treatment strategies for diseases related to NMC processes. To overcome this problem, the works presented in this section explore SMC as a data-aided modeling framework for NMC processes.

Cardiovascular disease: The role of NMC in the early stages of atherosclerosis, a common cardiovascular disease, was studied in [22]. Specifically, the NMC between platelets and endothelial cells in blood vessels was reproduced experimentally; it was shown that the presence of a particular molecular signal that is emitted by platelets upon receiving an external stimulus leads to the over-expression of cell-adhesion molecules by endothelial cells, possibly promoting atherosclerosis.

Brain cancer: In [23], an SMC model for the growth of glioblastoma multiforme, an aggressive form of cancer that originates in the brain, was developed. In particular, the structural growth pattern of glioblastoma multiforme cells observed in cell culture guided the theoretical SMC modeling.

The two papers reviewed above showcase that experimental research can indeed drive the communication theoretic modeling of NMC systems in the framework of SMC. It remains to be shown, however, that such modeling efforts will eventually aid the development of efficient diagnosis and treatment strategies for NMC-related diseases. In summary, the full potential of experiment-driven SMC research for the characterization of NMC processes (and eventually their therapeutic manipulation) has not been fully explored, yet.

B. Design of System Components and Interfaces

In short-range in-body SMC, a nanoscale Tx generates a molecular signal in response to an external stimulus (control signal). The molecular signal propagates in the environment where it is possibly amplified by one or more relays. Finally, when the signal reaches the Rx, it triggers an externally observable output signal or some other response. This process is depicted in Fig. 3.

Different physical designs have been explored for the implementation of short-range in-body SMC systems in the literature. The different designs range from fully *artificial devices* to *biological cells*. Artificial device designs comprise non-living objects such as single molecules or functionalized nanoparticles. Biological cell-based designs utilize living cells, mostly bacteria cells, as SMC Tx and Rx; the biological cells used in these designs are usually derived from natural cells by appropriate genetic modification. *Hybrid* artificial/biological

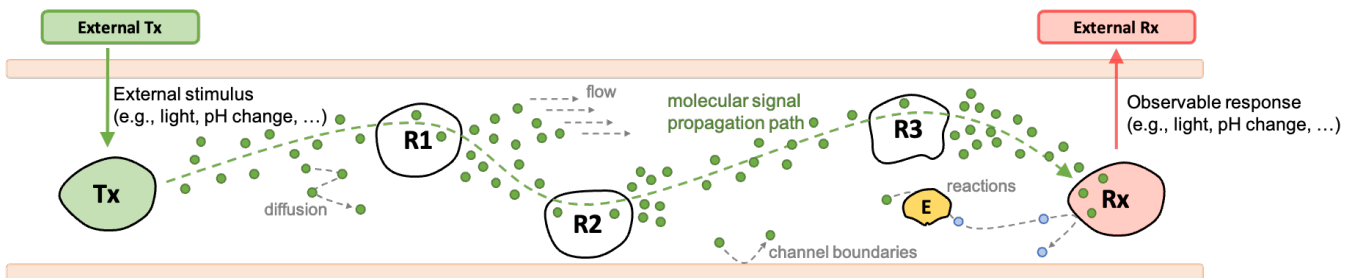


Figure 3. Short-range in-body SMC shown schematically. In response to an external stimulus, a Tx entity generates a molecular transmit signal that propagates to a Rx. Along the way from the Tx to the Rx the signal is possibly amplified by one or more relays (R1 - R3) and affected by effects such as diffusion, flow, and chemical reactions such as enzyme (E) reactions. The Rx, finally, responds to the molecular signal by generating an externally observable response.

approaches that integrate artificial and biological components into one single device are also possible.

Specific challenges for the design of short-range in-body SMC system components include (i) how to generate the molecular signal (transmit signal) at the Tx (Tx design), (ii) what type of transmit signal to generate (transmit signal design), and (iii) how to observe and process the molecular signal at the Rx (Rx design). The review of related works in this section is organized according to these challenges.

1) *Tx Design*: Here, we review different Tx designs in the literature employing hydrogel-based devices and bacteria, respectively.

Hydrogel-based Tx: The artificial and hybrid Tx designs proposed in [24] are based on *hydrogel beads*. Hydrogel beads are spherical containers that can, for example, be fabricated from alginate-based hydrogels. In [24], hydrogel beads were functionalized in two different ways to act as artificial and hybrid SMC Tx, respectively. For the artificial Tx, hydrogel beads were embedded with surface-proteins that catalyze the reaction of environment molecules (external stimulus) to information molecules. For the hybrid Tx, biological cells producing information molecules were directly embedded into the hydrogel beads. The successful signal transmission was confirmed experimentally for both proposed Tx designs in [24].

A hybrid Tx based on hydrogel was presented in [25]. In [25], super-folded green fluorescent protein (sfGFP) producing biological cells (bacteria) were embedded in hydrogel. Hereby, the production of the primary sfGFP signal was facilitated by a secondary, NMC process among the bacteria. Furthermore, it was suggested in [25] that the hydrogel environment aided this secondary communication process, leading to improved SMC signal generation. Wet lab experiments confirmed the feasibility of the proposed Tx design in [25].

Bacteria-based Tx: In [8], [26], genetic engineering was utilized to implement a biological SMC Tx. To this end, bacteria were embedded with light-driven proton pumps, i.e., proteins that, upon receiving a light stimulus, pump protons from the interior of the bacteria into the environment. The change in the pH value around the bacteria resulting from their proton pumping activity was sensed by a pH meter. Finally, the biological Tx in [8], [26] was used to transmit binary data using OOK and this data was successfully detected from the received pH signal.

2) *Rx Design*: In the following, we review Rx designs based on polystyrene, hydrogel, and engineered bacteria, re-

spectively.

Polystyrene-based Rx: An artificial SMC Rx design was proposed in [19]. In this design, polystyrene beads, i.e., spheres assembled from non-biological material, were functionalized with fluorescent pH indicator proteins and introduced into biological cells. It could be observed in wet lab experiments that an externally observable optical signal was indeed generated by the SMC Rx in response to an intracellular chemical signal.

Hydrogel-based Rx: A hybrid SMC Rx was presented in [24]. Here, hydrogel beads were embedded with fluorescent reporter cells and it was demonstrated that the proposed Rx could successfully detect information molecules in its environment.

Bacteria-based Rx: Two biological SMC designs were proposed in [27]. In both designs, bacteria were used to sense a molecular signal of interest, e.g., the presence of a biomarker, and the resulting bacteria activity was then detected externally as a proxy for the molecular signal. In the first design proposed in [27], engineered bacteria were co-located with an LED and a photodiode on an in-body implant capable of actively transmitting wireless EM signals. In this design, the bacteria express fluorescent proteins in response to a molecular signal. The proteins are then illuminated by the LED at a specific optical wavelength and the resulting fluorescence signal (at a different wavelength) is converted to an electrical signal by the photodiode. The electrical signal is finally transmitted to an external device using wireless EM-based communication. The second Rx design proposed in [27] relies on backscatter communication. Here, bacteria are co-located with a degradable resonator on a passive implant. The degradation of the resonator in this design is dependent on the bacteria activity.

3) *Signal Design*: Finally, two works consider the SMC transmit signal design [28], [29]. Specifically, the challenges of (i) choosing the appropriate type of SMC information molecules and (ii) redundantly encoding information in an SMC Tx were considered in [28] and [29], respectively.

SMC for preventing biofilm formation by bacteria: Which type of information molecules to use in a particular SMC system can depend on the specific target application. In [28], SMC is utilized as a tool to prevent biofilm formation by bacteria. Specifically, bacteria rely on NMC to facilitate biofilm formation and the SMC system in [28] is designed to disturb this NMC system. To this end, wet lab experiments

were conducted in [28] for development of an SMC signal that could effectively accomplish this task.

Repetition coding using multiple bacteria populations:

In [29], bacteria populations of two different types were employed to implement an SMC channel coding scheme. The idea of the proposed scheme is to redundantly encode one single input signal using two independent encoding devices (corresponding to the two bacteria populations). In the experiments conducted in [29], one bacteria population produced a red fluorescence signal and the other one a green fluorescence signal. The measured output signal was a combination of the two. However, the two different bacteria types were induced with two different input signals and, hence, an end-to-end validation of the proposed coding scheme is still missing.

In summary, several different physical SMC system component designs have been studied experimentally for short-range in-body SMC. However, the works presented in this section comprise mainly proof-of-concept experiments and feasibility studies. It thus remains an open question, which component design will be the most favorable for specific in-body SMC applications.

C. Multi-Hop and MIMO Systems

In this section, we review experimental works on short-range in-body SMC in which the considered SMC systems comprise more than one single physical communication link. This includes multi-hop and multiple-input and multiple-output (MIMO) SMC systems. In multi-hop SMC, multiple short-range SMC links are cascaded to either achieve a larger communication range as compared to one-hop SMC [18], [30]–[32] or to provide a molecular feedback signal [9], [18]. In MIMO SMC, multiple sender nanodevices (Tx antennas) transmit the same data sequence simultaneously to multiple receiving nanodevices (Rx antennas) [20]. Fig. 4 illustrates these concepts schematically.

For the physical design of the Tx and Rx devices in the systems reviewed in this section, similar considerations as in the previous section apply. In particular, both artificial and biological cell-based designs are considered in the reviewed works.

1) *Multi-hop SMC*: The following studies investigate multi-hop SMC using water droplets and intra- and inter-cell communications, respectively.

Water droplet-based RNA signaling: Artificial devices were proposed in [18] for the implementation of a simple data link network protocol for multi-hop SMC. In the proposed network design, a ribonucleic acid (RNA) message transmitted by a Tx device is relayed by several transceiver devices in a decode-and-forward manner. When the message finally reaches an Rx device, a second type of RNA, called ACK-RNA in [18], is produced to confirm the successful end-to-end transmission. Hence, in the proposed network protocol, the end-to-end communication range is increased by relaying *and* a feedback signal is provided. The artificial transceiver devices in [18] are realized as water droplets that contain a minimal molecular engine able to translate and synthesize RNA. The wet lab experiments in [18] confirm the feasibility of the proposed relay and Rx node designs, respectively. End-

to-end transmission in the proposed framework, however, is not confirmed experimentally in [18].

Multi-hop intra- and inter-cell communication: Biological cell-based devices were utilized in the multi-hop SMC designs in [9], [30]–[32]. In [30], [31], human cancer cells expressing channel-proteins were arranged as a “cell wire” to relay an intracellular signal across multiple cells. To this end, the channel-proteins form so-called *gap junctions*, i.e., tunnels that facilitate inter-cell communication. Gap junction-based signaling is widely used by NMC systems [12]. In [30], [31], it was demonstrated that gap junctions could also be utilized to implement a multi-hop SMC system.

In [32], the nervous system of a living roundworm was used to transmit information using neuro-spike communication. In neuro-spike communication, molecular signals in the form of electro-chemical potentials are relayed along a row of neural cell segments [3]. In each of the segments, the signal is amplified and forwarded to the next segment, such that reliable molecular signal transmission over a total range of up to more than one meter is possible. In [32], two pin electrodes, a Tx and an Rx electrode, respectively, were inserted into a roundworm at its two opposite ends. In this setup, the Tx electrode was used to inject a frequency shift keying (FSK)-modulated binary signal into a specific part of the nervous system of the worm. The average number of spikes was detected by the Rx electrode as the received signal. Based on this setup, comprehensive communication theoretic analysis was performed in [32] and a peak data rate of 66.6 bps (bit per second) was achieved at a bit error rate (BER) of 6.8×10^{-3} .

In [9], three different types of genetically engineered bacteria were utilized to implement a multi-hop SMC system. In the proposed setup, one bacteria colony (the Tx) translates an electrical input signal by means of a redox reaction [15] into a molecular transmit signal, i.e., it releases *N*-acyl homoserine lactones (AHL) molecules. This AHL signal is then sensed by the two other bacteria colonies (the Rx), a *verifier* colony, and an *actuator* colony. The actuator colony is designed to release a therapeutic agent upon reception of the AHL signal. The verifier colony produces a molecular feedback signal that induces another redox reaction that is detected externally. In this way, the connectivity of the proposed communication network is verified.

2) *MIMO SMC*: Next, we discuss [20] that realizes a short-range MIMO SMC system.

Förster Resonance Energy Transfer (FRET)-based MIMO SMC: A MIMO SMC system based on artificial Tx and Rx devices was proposed in [20]. Specifically, the SMC Tx and Rx in [20] consist of multiple fluorescent molecules. The design of this system is based on the physical principle of *FRET*. FRET denotes the non-radiative energy transfer from one excited fluorescent molecule, the *donor*, to another, nearby fluorescent molecule in ground-state, the *acceptor*. Immediately after such an energy transfer, the acceptor molecule is in excited-state and emits fluorescence, i.e., an optical signal, that can be detected by an external device. In the communication system presented in [20], digital data was modulated onto an optical signal using OOK. The modulated optical signal was then passed on to the donor molecules. Since the donor molecules were co-located with acceptor molecules in a bulk

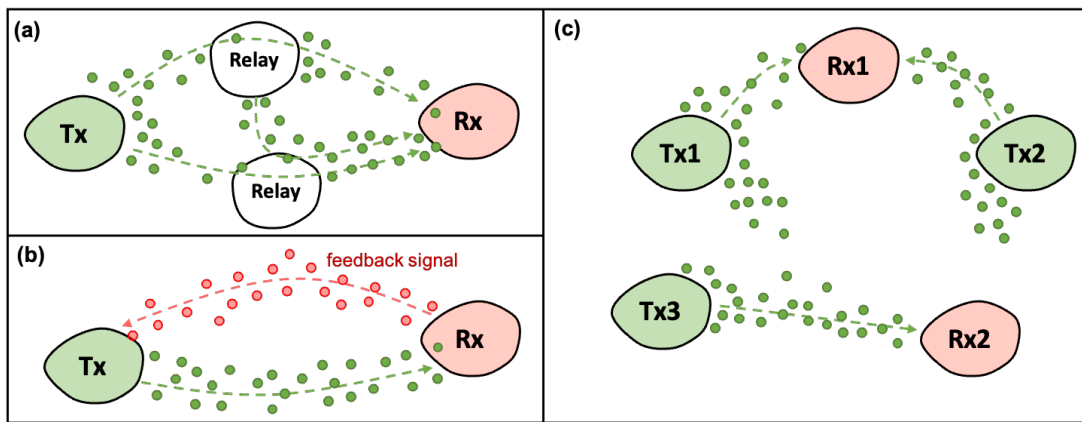


Figure 4. Different system architectures for short-range in-body SMC comprising multiple communication links. (a): The transmit signal is relayed by one (or more) *relay* nodes. (b): In response to receiving a signal from the Tx, the Rx sends a *feedback signal* to the Tx. (c): Multiple nanodevices communicate the same information simultaneously in *MIMO* SMC.

solution, donor molecules excited by the applied optical signal randomly transferred part of their energy to acceptor molecules using the FRET mechanism. In this way, a MIMO SMC link at nanoscale was realized. Finally, the fluorescence signal captured from the acceptor molecules was used for signal detection in [20]. Using the setup just described, data rates of 50, 150, and 250 kbps could be achieved at BERs of 1.9×10^{-6} , 5.7×10^{-5} , and 3.1×10^{-2} , respectively.

In summary, it was demonstrated in the works reviewed in this section that the concepts of multi-hop and MIMO SMC could potentially be useful for future in-body applications based on short-range SMC. In particular it was shown that relaying, feedback, and the operation of multiple nanodevices in MIMO mode could be used to enhance the communication range, the operation, and the data rate, respectively, of short-range SMC systems.

D. Summary

Short-range in-body SMC has been experimentally explored in the past to (i) develop models for NMC systems, (ii) provide proof-of-concept implementations of single SMC system components and interfaces, and (iii) develop prototypes for multi-hop and MIMO SMC systems, respectively. The works reviewed in this section exemplify that different physical system designs for SMC in each of these categories may be feasible. However, which of the proposed designs is eventually most suitable depends on the requirements of the specific target applications. In fact, a detailed specification of application-imposed constraints for the physical design of short-range in-body SMC is still lacking to date; this makes it difficult to assess the potential of the different designs proposed in the literature for real-world applications.

IV. LAB-ON-A-CHIP SYSTEMS

In this section, we review experimental works on SMC targeting LoC applications. In the context of SMC, LoC applications have attracted research interest mainly in the following three different directions.

Molecular motor-based LoC: In molecular motor-based LoC systems, an analyte sample is transported by a molecular

motor-based cargo transporter to one or more analysis sites. Molecular motor-based transport is inspired by the intracellular transport of macromolecules and organelles by transport vesicles that are carried by molecules, e.g., kinesines. The carrier molecules in these NMC systems move along a *molecular rail*, e.g., a microtubule. In one example application of molecular motor-based LoC, the analyte sample is human sweat that is applied on a smartphone-embedded LoC where an assay of specific biomarkers is conducted and the result is forwarded to a medical doctor.

Bacteria-based LoC: In bacteria-based LoC systems, genetically engineered bacteria are used as biosensing devices to detect the presence of pollutants in environment monitoring assays. In order to process a particular analyte on a bacteria-based LoC, specifically designed bacteria are embedded into a microfluidic chip and the analyte is delivered to them via the medium that flows through the chip.

Droplet-based LoC: Finally, droplet-based LoC systems constitute a class of microfluidic chips that allow for the injection of a *dispersed phase* into the background fluid (medium) of the microfluidic chip. In these systems, the medium is called *continuous phase*, and the fluids of the dispersed and the continuous phase are immiscible. The rationale behind droplet-based LoC systems is to enable the integration of multiple modules onto one microfluidic chip in a programmable fashion. This integration, in turn, requires the single modules to communicate with each other; to realize this communication, different ways of embedding information into droplets have been studied using SMC.

Fig. 5 illustrates the different classes of LoC systems.

A. Molecular Motor-based LoC

In this part, we discuss a line of early experimental works in SMC [33]–[36] that studied the use of tagged molecule containers (artificial vesicles) as transport vesicles for molecular motor-based LoC applications.

Controlled loading and delivery of liposome containers: In a first feasibility study [33], it was observed that molecular tags could be used to enforce the delivery of tagged liposome containers to Rx vesicles with matching labels. In a further study [34], the controlled loading of liposome containers with

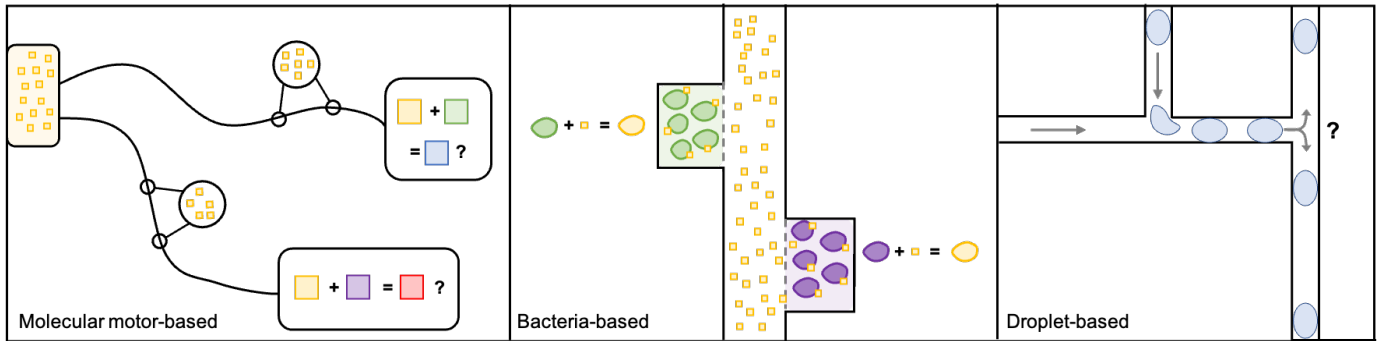


Figure 5. Different SMC applications for Lab-on-Chip systems: *Left*: Molecular motor-based biosensor assay. Analytes (orange) are carried towards assay sites by molecular motors. *Middle*: Bacteria communication-based LoC systems. Analytes are processed by bacteria housed in assay chambers. *Right*: Droplet-based microfluidics. Droplets (grey) are routed by hydrodynamics.

information molecules at a Tx vesicle was achieved. To this end, the transport vesicles as well as the Tx vesicle were embedded with channel proteins that formed loading tunnels upon physical contact of the Tx with the transporter vesicles.

DNA-tagged molecular cargo transport: The authors of [35], [36] studied molecular motor-based active transport as a means to transport a molecular cargo from a designated molecular Tx to a designated molecular Rx. Specifically, in the experimental setup in [35], [36], kinesines were immobilized onto a surface and microtubules were employed as mobile molecular cargo transporters. Furthermore, both the molecular cargoes and the microtubules in [35], [36] were labeled with single-stranded DNA (ssDNA) and the selective loading of those cargoes labelled with ssDNA complimentary to the microtubule label could be confirmed. Also, the unloading of cargoes at specific ssDNA-labeled Rx sites could be demonstrated experimentally in [35], [36]. The loading and unloading processes hereby take place autonomously, i.e., they do not require external intervention.

It should be noted that, to the best of the authors' knowledge, the feasibility of the system designs studied in the works reviewed in this section was never verified in end-to-end experiments.

B. Bacteria-based LoC

The authors of [7], [37]–[40] employ bacteria as information Txs or Rxs in an LoC setup.

C6-HSL-sensitive bacteria: In [37], the transmission of information to bacteria cultured on a microfluidic chip was studied. To this end, the bacteria were immobilized in trapping chambers on the microfluidic chip where they received an information-carrying molecular signal comprised of N-(3-Oxyhexanoyl)-L-homoserine lactone (C6-HSL) molecules. The signal was carried towards the bacteria by the fluid flow in the device. Moreover, since the bacteria had been engineered to emit fluorescence upon stimulation with C6-HSL, a fluorescence signal could be detected in [37] as output signal after the bacteria had received the molecular signal. Using OOK to modulate binary information onto the injection of C6-HSL into the microfluidic device, the authors in [37] could demonstrate successful data transmission in the proposed setup. However, the achieved data rate was only 3.8×10^{-5} bps. Motivated by this observation, the authors developed a modulation scheme to encode information into the time that elapses between two

subsequent injections of information molecules. The practical feasibility of this modulation scheme was, however, not demonstrated experimentally.

AHL-sensitive bacteria: In two further works [7], [38] on bacteria-based LoC, the response of bacteria to stimulation with a particular molecular signal was studied. Specifically, the bacteria were engineered to express green fluorescent proteins (GFPs) upon stimulation with AHL molecules, one of the information molecules used in NMC among bacteria. To this end, the NMC apparatus of the bacteria was genetically modified.

In [7], a mathematical model of the intracellular signaling cascade leading to the expression of GFPs by the engineered bacteria was proposed and validated with experimental data. The experimental data was collected from a microfluidic chip, similar to the one used in [37], on which the bacteria had been incubated. In a follow-up work [38], different sampling strategies for the SMC system considered in [7] were developed and evaluated. To this end, experimental data was used to assess the statistical properties of the bacteria response.

AHL-based communication between bacteria colonies: In [39], the communication between two bacteria colonies on a microfluidic chip in response to an external input signal was studied. To this end, a Tx and an Rx bacteria colony, respectively, were grown in two distinct trapping chambers on the chip. The two trapping chambers had been separated by a porous material. The Tx bacteria had been engineered to release an AHL signal in response to stimulation with an externally induced molecular signal. The bacteria in the Rx colony in turn had been engineered to emit fluorescence upon exposure to an AHL signal. Upon stimulation of the Tx colony, the AHL molecules produced by the Tx colony propagated through the porous barrier between the Tx and the Rx chambers via diffusion. In this setting, externally controlled bacteria-to-bacteria communication could be observed experimentally in [39].

Bacteria-based molecular computing: Finally, a recent work studied the implementation of a biocomputing system using bacteria-based LoC SMC [40]. In this work, AND logic gates and ON-OFF switch sensors are realized using engineered bacteria. Experimental results suggest that the secondary bacterial SMC signal emitted in response to stimulation of the bacteria can be successfully detected by electrochemical sensors.

C. Droplet-based LoC

The experimental implementation of routing protocol, modulation, and detection schemes for droplet-based LoC have been investigated in [41]–[44].

Routing: A routing protocol for networked droplet-based LoC systems based on pure hydrodynamic control was proposed in [41]. In this design, no external networking equipment is required to route droplets on a microfluidic chip. Instead, the routing information is encoded into the relative distances between the single droplets.

Modulation: In [42], different practical modulation schemes for the transmission of binary information in droplet-based LoC systems were studied. In particular, it was proposed to embed binary information into the presence/absence of droplets, the distance between droplets, or the droplet size. The performance of the proposed modulation schemes in terms of the achievable information rate and the error tolerance was evaluated experimentally. In the experimental setup, the background flow is driven by an external pressure pump, the continuous phase and the droplets consist of oleic sunflower oil and deionized, colored water, respectively. The droplet detection at the Rx is carried out by a microscope and a high-speed camera. It was observed that the distance-based modulation performed best in terms of both information rate and error tolerance, followed by the presence/absence-based modulation scheme, and the droplet size-based scheme.

Enhanced detectors: Experimental works on droplet-based LoC systems within the past few years focus on improving droplet detection by using multiple sensors [43] and machine learning-based detection methods [44].

Besides the SMC-based designs of droplet-based LoC systems discussed in this section, a class of droplet-based LoC systems based on so-called Belousov–Zhabotinsky oscillators has also been studied. For a review of the motivation and the idea behind this systems, we refer the reader to [45].

D. Summary

Different approaches for SMC-based LoC applications have been studied over the past one and a half decades. While the focus in the beginning was on molecular motor-based LoC systems, this focus shifted towards bacteria-based and droplet-based LoC systems. Despite successful experimental feasibility studies, however, it remains to be shown that SMC can indeed enable significant progress in these fields beyond the current state of the art.

V. CONCLUSIONS AND OUTLOOK

In this first part of our survey on experimental research in SMC, we have reviewed experimental works related to short-range SMC. We have discussed different implementations of short-range SMC systems for in-body applications. In particular, we have seen that different types of Tx and Rx devices, ranging from artificial to biological ones, have been proposed and explored experimentally. Based on the reviewed works in this paper, the following directions for future research are identified:

Optimized design of multi-node SMC: Our review of experimental works on in-body SMC in this paper suggests

that practical in-body short-range SMC will likely comprise several communication links to enhance the communication range, the achievable data rate, and the reliability of the system, respectively. This finding suggests that communication theoretical models are required that embrace the possibility of multiple communication links. In this way, the design of reliable and efficient multi-hop SMC systems for practical applications will be further stimulated.

Application-specific design and assessment of SMC systems: The reviewed experimental studies are mainly feasibility studies; a systematic assessment of the advantages and disadvantages of particular SMC system designs in the context of specific target applications is still missing. For one class of in-body SMC applications, for example, artificial devices may be suited best, while for another class of applications, hybrid or biological devices may be advantageous. To address this issue, it would be instructive to identify specific benchmark applications for in-body SMC and develop a catalog of application-specific requirements to assess the feasibility of experimental SMC designs for these applications. This also includes the definition of key performance indicators and metrics to evaluate and compare SMC systems.

Bacteria-based and droplet-based LoC: From this first part of our survey, we learned also that the field of bacteria-based and droplet-based LoC applications remains largely unexplored in the context of SMC. In particular, only few different SMC system designs have been studied for these systems and much is yet to be learned about the requirements of future real-world applications in this field. To catalyze further progress in this direction, we envision that besides the ongoing experimental work, also further theoretical studies are required to reveal the fundamental design parameters and performance criteria of LoC SMC systems.

Access to the experimental data on SMC: Given the extensive efforts required for building an SMC testbed, the access to experimental platforms for SMC systems is expected to remain limited for many researchers in the MC community. One approach to alleviate this issue is to make the experimental data from the existing testbeds available to the public. This helps to expand the impact of existing experimental research and promote future research on improving state-of-the-art experimental platforms. Examples of past initiatives in this direction include a competition based on shared experimental data in ACM NANOCOM 2021 (<http://nanocom.acm.org/nanocom2021/>).

REFERENCES

- [1] T. Nakano, A. W. Eckford, and T. Haraguchi, *Molecular Communication*. Cambridge University Press, 2013.
- [2] I. F. Akyildiz, M. Pierobon, S. Balasubramaniam, and Y. Koucheryavy, “The internet of bio-nano things,” *IEEE Commun. Mag.*, vol. 53, no. 3, pp. 32–40, Mar. 2015.
- [3] M. Veletic and I. Balasingham, “Synaptic communication engineering for future cognitive brain-machine interfaces,” *Proc. IEEE*, vol. 107, no. 7, pp. 1425–1441, 2019.
- [4] L. Felicetti, M. Femminella, G. Reali, and P. Liò, “Applications of molecular communications to medicine: A survey,” *Nano Commun. Netw.*, vol. 7, pp. 27–45, 2016.
- [5] V. Jamali, A. Ahmadzadeh, W. Wicke, A. Noel, and R. Schober, “Channel modeling for diffusive molecular communication—A tutorial review,” *Proc. IEEE*, vol. 107, no. 7, pp. 1256–1301, Jul. 2019.

- [6] M. Kusecu, E. Dinc, B. A. Bilgin, H. Ramezani, and O. B. Akan, "Transmitter and receiver architectures for molecular communications: A survey on physical design with modulation, coding, and detection techniques," *Proc. IEEE*, vol. 107, no. 7, pp. 1302–1341, Jul. 2019.
- [7] C. M. Austin, W. Stoy, P. Su, M. C. Harber, J. P. Bardill, B. K. Hammer, and C. R. Forest, "Modeling and validation of autoinducer-mediated bacterial gene expression in microfluidic environments," *Biomicrofluidics*, vol. 8, no. 3, p. 034116, 2014.
- [8] L. Grebenstein, J. Kirchner, R. S. Peixoto, W. Zimmermann, W. Wicke, A. Ahmadzadeh, V. Jamali, G. Fischer, R. Weigel, A. Burkovski, and R. Schober, "Biological optical-to-chemical signal conversion interface: A small-scale modulator for molecular communications," in *Proc. 5th ACM Int. Conf. Nanosc. Comp. Commun.*, Reykjavik, Iceland, 2018.
- [9] J. L. Terrell, T. Tschirhart, J. P. Jahne, K. Stephens, Y. Liu, H. Dong, M. M. Hurley, M. Pozo, R. McKay, C. Y. Tsao, H.-C. Wu, G. Vora, G. F. Payne, D. N. Stratis-Cullum, and W. E. Bentley, "Bioelectronic control of a microbial community using surface-assembled electrogenic cells to route signals," *Nat. Nanotechnol.*, vol. 16, no. 6, pp. 688–697, 2021.
- [10] N. Farsad, H. B. Yilmaz, A. Eckford, C. B. Chae, and W. Guo, "A comprehensive survey of recent advancements in molecular communication," *IEEE Commun. Surv. Tuts.*, vol. 18, no. 3, pp. 1887–1919, 2016.
- [11] C. A. Söldner, E. Socher, V. Jamali, W. Wicke, A. Ahmadzadeh, H.-G. Breiteringer, A. Burkovski, K. Castiglione, R. Schober, and H. Sticht, "A survey of biological building blocks for synthetic molecular communication systems," *IEEE Commun. Surv. Tuts.*, vol. 22, no. 4, pp. 2765–2800, 2020.
- [12] D. Bi, A. Almpanis, A. Noel, Y. Deng, and R. Schober, "A survey of molecular communication in cell biology: Establishing a new hierarchy for interdisciplinary applications," *IEEE Commun. Surv. Tuts.*, vol. 23, no. 3, pp. 1494–1545, 2021.
- [13] K. Darchini and A. S. Alfa, "Molecular communication via microtubules and physical contact in nanonetworks: A survey," *Nano Commun. Netw.*, vol. 4, no. 2, pp. 73–85, 2013.
- [14] J. M. Jornet, Y. Bae, C. R. Handelman, B. Decker, A. Balcerak, A. Sangwan, P. Miao, A. Desai, L. Feng, E. K. Stachowiak, and M. K. Stachowiak, "Optogenomic interfaces: Bridging biological networks with the electronic digital world," *Proc. IEEE*, vol. 107, no. 7, pp. 1387–1401, 2019.
- [15] E. Kim, J. Li, M. Kang, D. L. Kelly, S. Chen, A. Napolitano, L. Panzella, X. Shi, K. Yan, S. Wu, J. Shen, W. E. Bentley, and G. F. Payne, "Redox is a global biodevice information processing modality," *Proc. IEEE*, vol. 107, no. 7, pp. 1402–1424, 2019.
- [16] K. Yang, D. Bi, Y. Deng, R. Zhang, M. M. Ur Rahman, N. A. Ali, M. A. Imran, J. M. Jornet, Q. H. Abbasi, and A. Alomainy, "A comprehensive survey on hybrid communication in context of molecular communication and terahertz communication for body-centric nanonetworks," *IEEE Trans. Mol. Biol. Multi-Scale Commun.*, vol. 6, no. 2, pp. 107–133, 2020.
- [17] Y. Huang, F. Ji, M. Wen, X. Chen, Y. Tan, and B. Zheng, "Survey on macro-scale molecular communication prototypes," *SCIENTIA SINICA Informationis*, vol. 51, no. 12, 2021.
- [18] T. Furubayashi, Y. Sakatani, T. Nakano, A. Eckford, and N. Ichihashi, "Design and wet-laboratory implementation of reliable end-to-end molecular communication," *Wirel. Netw.*, vol. 24, no. 5, pp. 1809–1819, 2018.
- [19] T. Nakano, S. Kobayashi, T. Suda, Y. Okaie, Y. Hiraoka, and T. Haraguchi, "Externally controllable molecular communication," *IEEE J. Sel. Areas Commun.*, vol. 32, no. 12, pp. 2417–2431, 2014.
- [20] M. Kusecu, A. Kiraz, and O. B. Akan, "Fluorescent molecules as transceiver nanoantennas: The first practical and high-rate information transfer over a nanoscale communication channel based on FRET," *Sci. Rep.*, vol. 5, no. 1, p. 7831, 2015.
- [21] B. J. Kirby, *Micro- and Nanoscale Fluid Mechanics: Transport in Microfluidic Devices*. Cambridge University Press, 2010.
- [22] L. Felicetti, M. Femminella, G. Reali, P. Gesele, M. Malvestiti, and J. N. Daigle, "Modeling CD40-based molecular communications in blood vessels," *IEEE Trans. NanoBiosci.*, vol. 13, no. 3, pp. 230–243, 2014.
- [23] H. Awan, A. Odysseos, N. Nicolaou, and S. Balasubramaniam, "Analysis of molecular communications on the growth structure of glioblastoma multiforme," in *Proc. IEEE Global Commun. Conf.*, 2021, pp. 1–6.
- [24] Y. Liu, H.-C. Wu, M. Chhuan, J. L. Terrell, C.-Y. Tsao, W. E. Bentley, and G. F. Payne, "Functionalizing soft matter for molecular communication," *ACS Biomater. Sci. Eng.*, vol. 1, no. 5, pp. 320–328, 2015.
- [25] D. P. Martins, H. Q. O'Reilly, L. Coffey, P. D. Cotter, and S. Balasubramaniam, "Hydrogel-based bio-nanomachine transmitters for bacterial molecular communications," in *Proc. 1st ACM Int. Workshop Nanosc. Comp. Commun. Appl.*, 2020, p. 14–19.
- [26] L. Grebenstein, J. Kirchner, W. Wicke, A. Ahmadzadeh, V. Jamali, G. Fischer, R. Weigel, A. Burkovski, and R. Schober, "A molecular communication testbed based on proton pumping bacteria: Methods and data," *IEEE Trans. Mol. Biol. Multi-Scale Commun.*, vol. 5, no. 1, pp. 56–62, 2019.
- [27] O. F. Sezgen, O. Altan, A. Bilir, M. G. Durmaz, N. Haciosmanoglu, B. Camli, Z. C. C. Ozdil, A. E. Pusane, A. D. Yalcinkaya, U. O. S. Seker, T. Tugcu, and S. Dumanli, "A multiscale communications system based on engineered bacteria," *IEEE Commun. Mag.*, vol. 59, no. 5, pp. 62–67, 2021.
- [28] D. P. Martins, K. Leetanaksakul, M. T. Barros, A. Thamchaipenet, W. Donnelly, and S. Balasubramaniam, "Molecular communications pulse-based jamming model for bacterial biofilm suppression," *IEEE Trans. NanoBiosci.*, vol. 17, no. 4, pp. 533–542, 2018.
- [29] D. P. Martins, J. Drohan, S. Foley, L. Coffey, and S. Balasubramaniam, "Modulated molecular channel coding scheme for multi-bacterial transmitters," in *Proc. 19th ACM Conf. Embed. Netw. Sens. Sys.*, Coimbra, Portugal, 2021, p. 610–615.
- [30] T. Nakano, T. Suda, T. Koujin, T. Haraguchi, and Y. Hiraoka, "Molecular communication through gap junction channels: System design, experiments and modeling," in *Proc. 2nd Bio-Insp. Models Netw. Inform. Comp. Sys.*, Dec. 2007, pp. 139–146.
- [31] T. Nakano, Y.-H. Hsu, W. C. Tang, T. Suda, D. Lin, T. Koujin, T. Haraguchi, and Y. Hiraoka, "Microplatform for intercellular communication," in *Proc. 3rd IEEE Int. Conf. Nano/Micro Eng. Mol. Sys.*, 2008, pp. 476–479.
- [32] N. A. Abbasi, D. Lafci, and O. B. Akan, "Controlled information transfer through an in vivo nervous system," *Sci. Rep.*, vol. 8, no. 1, pp. 1–12, Feb. 2018.
- [33] Y. Sasaki, M. Hashizume, K. Maruo, N. Yamasaki, J. Kikuchi, Y. Moritani, S. Hiyama, and T. Suda, "Controlled propagation in molecular communication using tagged liposome containers," in *Proc. 1st Bio-Insp. Models Netw. Inform. Comp. Sys.*, 2006, pp. 1–1.
- [34] Y. Moritani, S. Hiyama, S. Nomura, K. Akiyoshi, and T. Suda, "A communication interface using vesicles embedded with channel forming proteins in molecular communication," in *Proc. 2nd Bio-Insp. Models Netw. Inform. Comp. Sys.*, 2007, pp. 147–149.
- [35] S. Hiyama, T. Inoue, T. Shima, Y. Moritani, T. Suda, and K. Sutoh, "Autonomous loading, transport, and unloading of specified cargoes by using DNA hybridization and biological motor-based motility," *Small*, vol. 4, no. 4, pp. 410–415, 2008.
- [36] S. Hiyama, S. Takeuchi, R. Gojo, T. Shima, and K. Sutoh, "Biomolecular motor-based cargo transporters with loading/unloading mechanisms on a micro-patterned DNA array," in *Proc. IEEE Int. Conf. Micro Electro Mech. Syst.*, 2008, pp. 144–147.
- [37] B. Krishnaswamy, C. M. Austin, J. P. Bardill, D. Russakow, G. L. Holst, B. K. Hammer, C. R. Forest, and R. Sivakumar, "Time-elapse communication: Bacterial communication on a microfluidic chip," *IEEE Trans. Commun.*, vol. 61, no. 12, pp. 5139–5151, 2013.
- [38] A. O. Bicen, C. M. Austin, I. F. Akyildiz, and C. R. Forest, "Efficient sampling of bacterial signal transduction for detection of pulse-amplitude modulated molecular signals," *IEEE Trans. Biomed. Circuits Syst.*, vol. 9, no. 4, pp. 505–517, 2015.
- [39] C. M. Austin, D. M. Caro, S. Sankar, W. F. Penniman, J. E. Perdomo, L. Hu, S. Patel, X. Gu, S. Watve, B. K. Hammer, and C. R. Forest, "Porous monolith microfluidics for bacterial cell-to-cell communication assays," *Biomicrofluidics*, vol. 11, no. 4, p. 044110, 2017.
- [40] D. P. Martins, M. T. Barros, B. J. O'Sullivan, I. Seymour, A. O'Riordan, L. Coffey, J. B. Sweeney, and S. Balasubramaniam, "Microfluidic-based bacterial molecular computing on a chip," *IEEE Sens. J.*, vol. 22, no. 17, pp. 16 772–16 784, 2022.
- [41] E. De Leo, L. Donvito, L. Galluccio, A. Lombardo, G. Morabito, and L. M. Zanolì, "Communications and switching in microfluidic systems: Pure hydrodynamic control for networking labs-on-a-chip," *IEEE Trans. Commun.*, vol. 61, no. 11, pp. 4663–4677, 2013.
- [42] M. Hamidović, U. Marta, G. Fink, R. Wille, A. Springer, and W. Haselmayr, "Information encoding in droplet-based microfluidic systems: First practical study," in *Proc. 6th ACM Int. Conf. Nanosc. Comp. Commun.*, Dublin, Ireland, 2019.
- [43] M. Bartunik, M. Fleischer, W. Haselmayr, and J. Kirchner, "Colour-specific microfluidic droplet detection for molecular communication," in *Proc. 7th ACM Int. Conf. Nanosc. Comp. Commun.*, 2020.
- [44] —, "Advanced characterisation of a sensor system for droplet-based microfluidics," in *Proc. IEEE SENSORS*, 2020, pp. 1–4.
- [45] K. Torbensen, F. Rossi, S. Ristori, and A. Abou-Hassan, "Chemical communication and dynamics of droplet emulsions in networks of Belousov-Zhabotinsky micro-oscillators produced by microfluidics," *Lab Chip*, vol. 17, pp. 1179–1189, 2017.