

Tracr: Compiled Transformers as a Laboratory for Interpretability

David Lindner^{1*}, János Kramár², Matthew Rahtz², Thomas McGrath² and Vladimir Mikulik²

¹ETH Zurich, ²DeepMind, *Work done at DeepMind.

Interpretability research aims to build tools for understanding machine learning (ML) models. However, such tools are inherently hard to evaluate because we do not have ground truth information about how ML models actually work. In this work, we propose to build transformer models *manually* as a testbed for interpretability research. We introduce Tracr, a “compiler” for translating human-readable programs into weights of a transformer model. Tracr takes code written in RASP, a domain-specific language (Weiss et al., 2021), and translates it into weights for a standard, decoder-only, GPT-like transformer architecture. We use Tracr to create a range of ground truth transformers that implement programs including computing token frequencies, sorting, and Dyck-n parenthesis checking, among others. We study the resulting models and discuss how this approach can accelerate interpretability research. To enable the broader research community to explore and use compiled models, we provide an open-source implementation of Tracr at <https://github.com/deepmind/tracr>.

Keywords: Interpretability, Transformers, Language Models, RASP, Tracr

1. Introduction

As deep learning models are becoming more capable and increasingly deployed in production, improving our ability to understand how they make decisions is crucial.

Mechanistic interpretability aims to achieve this by reverse engineering neural networks and producing *mechanistic* explanations of the algorithms a model implements. This approach has achieved success in convolutional neural networks for image classification. Cammarata et al. (2020) explain a range of specific circuits in InceptionV1 (Szegedy et al., 2015), including curve detectors, high-low frequency detectors, and neurons detecting more high-level concepts such as dogs or cars. Elhage et al. (2021) and Wang et al. (2022) achieve early success in interpreting transformer language models using similar methods.

Despite this success, the toolbox of approaches for generating mechanistic explanations remains small and poorly understood. Part of the difficulty is that evaluating mechanistic explanations requires creativity and effort by researchers. It is difficult to evaluate how well an explanation tracks the actual mechanism used by the model when all our knowledge of the mechanism comes from the explanation itself. Without access to ground truth about the proposed mechanism, we must verify the methods used to study it in some other way.

The standard approach for evaluating mechanistic explanations combines evidence from many ad-hoc experiments (e.g., Olah et al. (2020) and Olsson et al. (2022)). However, since this is expensive

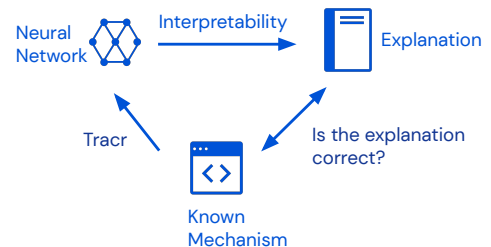


Figure 1 | Tracr allows us to create models that implement a known mechanism. We can then compare this mechanism to explanations an interpretability tool produces.

to do, many methods are only evaluated in toy models (e.g., [Elhage et al. \(2022\)](#)) or on a handful of nontrivial circuits in real models (e.g., [Chan et al. \(2022\)](#)). Systematic evaluation in nontrivial settings is usually intractable as it requires a lot of researcher time.

The situation is analogous to trying to invent a microscope lens without ever being able to point it at familiar, well-understood shapes. Through careful reasoning and experimentation, we might notice regularities in the tiny world seen through the lens, and begin to trust findings made with it; but if we could look through the lens at something we already understand, we would recognise its optical properties and correct its flaws.

We propose to directly tackle the absence of ground truth explanations by "compiling" human readable code to weights of a neural network. In this report, we present Tracr, a proof-of-concept implementation of such a compiler. Using this approach, we can create models which perform nontrivial computation with a known implementation. We can then evaluate interpretability tools by applying them to compiled models and comparing the resulting explanation to the ground truth.

Imagine we want to evaluate a method for locating specific knowledge in transformer models, such as "causal tracing" ([Meng et al., 2022](#)). In real language models, it can be challenging to check its correctness: the method might point out a location in the model, but we can't easily independently verify its claim, since no trusted procedure for establishing such facts about models in the wild exists yet. With Tracr we can construct models that encode some information in a specific location and check if our method correctly locates it. We can further explore special cases, such as information stored redundantly in different places.

In this work, we focus on transformer models ([Vaswani et al., 2017](#)) and use RASP, a domain-specific programming language for describing transformer computations ([Weiss et al., 2021](#)). We develop an approach to compile RASP programs to the weights of a transformer model by combining hand-coded and fully interpretable model components. We further propose a method that uses gradient descent to compress the compiled models to make them more efficient and realistic.

More specifically, in this report, we:

- Describe a modified version of the RASP programming language better suited for being compiled to model weights ([Section 3.2](#)) and discuss some limitations of the RASP programming model.
- Introduce Tracr, a "compiler" for translating RASP programs into transformer model weights ([Section 3.4](#)). To describe Tracr, we also introduce *craft*, its intermediate representation for expressing linear algebra operations using named basis directions ([Section 3.3](#)).
- Showcase several transformer models obtained by using Tracr ([Section 4](#)).
- Propose an optimization procedure to "compress" the compiled models and make them more efficient and realistic ([Section 5](#)). We analyse models compressed this way, demonstrating superposition ([Elhage et al., 2022](#)).
- Discuss potential applications and limitations of Tracr and how compiled models can help to accelerate interpretability research ([Section 6](#)).
- Provide an open-source implementation of Tracr (<https://github.com/deepmind/tracr>).

2. Background

Before describing Tracr, let us recap the transformer architecture and the RASP programming language.

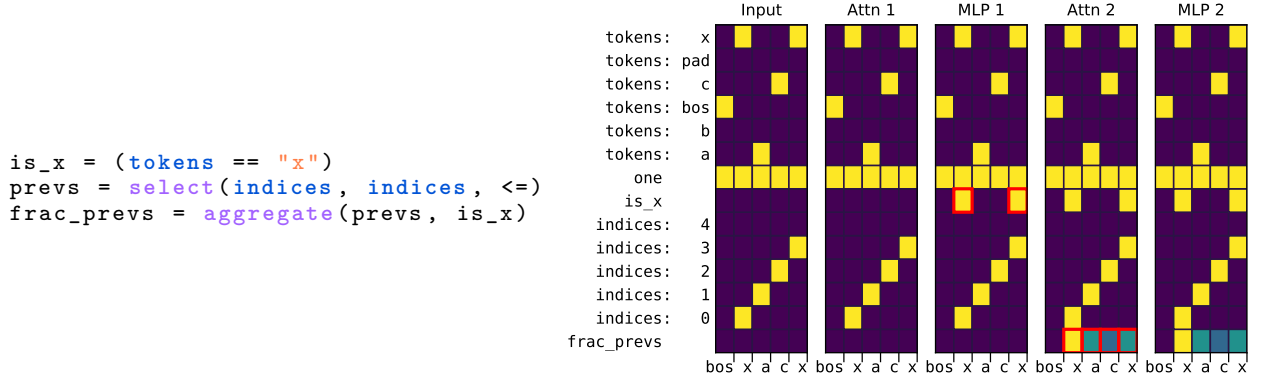


Figure 2 | An example RASP program (left) that computes the fraction of previous “x” tokens at each position of the input. Tracr compiles this program to a transformer model. We show the full residual stream of the compiled model at each layer for the input sequence “xacc” (right). Attn 1 is a no-op, MLP 1 computes the indicator variable `is_x`, Attn 2 implements the select-aggregate operation to compute `frac_prevs`, and MLP 2 is a no-op again. [Section 4](#) discusses this and other examples in more detail.

2.1. Transformer Models

A transformer model consists of alternating *multi-headed attention* (MHA) and *multi-layer perceptron* (MLP) layers with residual connections.

Multi-headed attention ([Vaswani et al., 2017](#)) computes attention maps on sequences of length N . A single attention head i first computes an attention pattern

$$A^i = \text{softmax} \left((xW_Q^i)(xW_K^i)^T / \sqrt{d_k} \right) \in \mathbb{R}^{N \times N}$$

for some input $x \in \mathbb{R}^{N \times d}$, where $W_Q^i, W_K^i \in \mathbb{R}^{d \times d_k}$ are learnable parameters. Usually, we call the entries of (xW_K^i) *keys*, and the entries of (xW_Q^i) *queries*. *Multi-headed* attention combines H attention heads by computing

$$\text{MHA}(x) = \text{Concat} [A^1(xW_V^1), \dots, A^H(xW_V^H)] W_O$$

where $W_V^i \in \mathbb{R}^{d \times d_v}$ and $W_O \in \mathbb{R}^{Hd_v \times d}$ are another set of learnable parameters. We commonly call the entries of (xW_V^i) *values*.

The MLP layers in transformer models compute $\text{MLP}(x) = \sigma(xW_1)W_2$ where $W_1 \in \mathbb{R}^{d \times h}$, $W_2 \in \mathbb{R}^{h \times d}$ are learnable weights, and σ is a non-linear function, often the Gaussian Error Linear Unit (GeLU; [Hendrycks and Gimpel, 2016](#)). For simplicity we use the Rectified Linear Unit (ReLU; [Agarap, 2018](#)).

In this paper, we focus on decoder-only transformers with the popular GPT architecture ([Radford et al., 2018](#)), which consists of alternating blocks of MHA, MLP, and layer normalization ([Ba et al., 2016](#)). The input to the model is the sum of a learned embedding of a sequence of input tokens and a positional embedding. The model is trained to predict the next token using gradient descent.

2.2. Transformer Circuits

We adopt the *circuits* view of transformers, introduced by [Elhage et al. \(2021\)](#). This view (1) focuses on the transformer being a residual stream architecture and (2) introduces an alternative parameterisation for attention operations. Both make it easier to reason about the computation done by transformers and will help us when assembling transformers manually.

The residual stream view. Transformers have residual connections at each attention and MLP layer. [Elhage et al. \(2021\)](#) consider the residual connections a core feature of the architecture and describe

the model in terms of a *residual stream* that each layer reads from and writes to in sequence. The residual stream acts as a type of memory that earlier layers can use to pass information to later layers.

Parameterising attention as W_{QK} and W_{OV} . Following [Elhage et al. \(2021\)](#), we parameterise an attention head by two (low-rank) matrices $W_{QK}^i = W_Q^i (W_K^i)^T / \sqrt{d_k} \in \mathbb{R}^{d \times d}$ and $W_{OV}^i = W_V^i W_O^i \in \mathbb{R}^{d \times d}$ where we split W_O into different heads, such that $W_O = [W_O^1, \dots, W_O^H]$, where each $W_O^i \in \mathbb{R}^{d_v \times d}$. We can then write MHA as

$$A^i = \text{softmax} \left(x W_{QK}^i x^T \right) \quad \text{MHA}(x) = \sum_{i=1}^H A^i x W_{OV}^i$$

Importantly, we can think of MHA as summing over the outputs of H independent attention heads, each parameterised by low-rank matrices W_{QK} and W_{OV} . W_{QK} acts as a bilinear operator reading from the residual stream, and W_{OV} is a linear operator both reading from and writing to the residual stream. The softmax is the only nonlinearity in an attention head.

2.3. The RASP Programming Language

We build on the *Restricted Access Sequence Processing Language* (RASP), a domain-specific language for expressing transformer computations. [Weiss et al. \(2021\)](#) propose RASP as a computational model to describe transformers and provide an interpreter for RASP code. We are primarily interested in compiling actual transformer models. In this section, we review the main features of RASP; for a more detailed description, refer to [Weiss et al. \(2021\)](#).

A RASP program can be seen as a computational graph, with each node taking on a particular value when evaluating the entire graph on a given input token sequence. We usually refer to programs by the node at the tip of the graph, with the nodes it depends on left implicit. There are two basic node types, *sequence operations* and *selectors*, and two types of RASP operations, *elementwise operations* and *select-aggregate operations*.

Sequence operations. A sequence operation (s-op) represents sequences of values during evaluation. tokens and indices are built-in primitive s-ops that return a sequence of input tokens or their indices, respectively. For example: `tokens("hello") = [h, e, l, l, o]`, and `indices("hello") = [0, 1, 2, 3, 4]`. S-ops roughly correspond to the state of the residual stream in transformers.

Elementwise operations. RASP allows arbitrary elementwise operations on s-ops. For example, we can compute `(3*indices)("hello") = [0, 3, 6, 9, 12]`. Elementwise operations roughly correspond to MLP layers in transformers.

Select-aggregate operations. To move information between token positions, RASP provides *select-aggregate* operations which roughly correspond to attention in transformers. A *selector* has a graph dependency on two s-ops and evaluates on inputs of length N to a binary matrix of size $N \times N$. To create a selector, the `select` operation takes two s-ops and a boolean predicate $p(x, y)$. For example:

$$\text{select}(\text{indices}, [1, 0, 2], <)(\text{"abc"}) = \begin{bmatrix} 1 & 0 & 0 \\ 0 & 0 & 0 \\ 1 & 1 & 0 \end{bmatrix}.$$

Here, $p(x, y) = x < y$, where x comes from `indices`, and y comes from the constant s-op `[1, 0, 2]`.

The aggregate operation takes as input a selector and an s-op, and produces an s-op that averages

the value of the s-op weighted by the selection matrix. For example:

$$\text{aggregate} \left(\begin{bmatrix} 1 & 0 & 0 \\ 0 & 0 & 0 \\ 1 & 1 & 0 \end{bmatrix}, [10, 20, 30] \right) = [10, 0, 15].$$

A selector roughly corresponds to an attention pattern in a transformer. Together a select-aggregate operation roughly corresponds to an attention head in transformers.

3. Tracr: A Transformer Compiler for RASP

To introduce Tracr, we first describe how RASP maps to the transformer architecture (Section 3.1) and propose a few modifications to RASP that make this mapping more straightforward (Section 3.2). Next, we introduce *craft*, our “assembly language” for transformer models (Section 3.3). Finally, we describe how Tracr translates RASP programs to transformer weights (Section 3.4).

Appendix A contains some more technical details, and we provide a full open-source implementation of Tracr at <https://github.com/deepmind/tracr>.

3.1. Mapping RASP to Transformers

RASP provides a computational model of transformers. For the most part, we can map RASP operations directly to the components of a transformer model.

Embeddings. The built-in s-ops `tokens` and `indices` correspond to a transformer’s token and position embeddings. For example, we can embed the tokens and positions as categorical variables in orthogonal subspaces of the embedding space.

MLP layers. Any elementwise operation in RASP can be approximately computed by an MLP layer simply because MLPs can approximate any function with accuracy depending on the width and depth of the MLP (Hornik et al., 1989).

Attention layers. RASP’s select-aggregate operations map to the attention layers in transformer models. The post-softmax attention pattern needs to match the selection matrix for all inputs to implement a given selector. So, given a large enough key/query-dimension, an attention head can implement an arbitrary binary attention pattern using its W_{QK} matrix. The W_{OV} matrix of the attention head can then implement the aggregate operation.

3.2. Modifications to RASP

While we can map RASP operations to transformers, we need to make a few modifications to the RASP language to allow translating it to model weights.

Disallow arbitrary selector combinations. RASP allows to combine selectors using boolean operations; however, there is no natural analogue for this in real transformers. Combining selectors with different input variables is particularly problematic. For example, in RASP we can define a selector

```
select(a, b, ==) and select(c, d, ==)
```

using four s-ops `a`, `b`, `c`, and `d`. However, a real attention head only has two inputs. If the model stores the s-ops in separate subspaces of the residual stream, a single attention head cannot implement this operation.¹ Because of this, we restrict RASP to selectors with only two input variables. In practice,

¹We formalise this observation in Appendix C.

this limitation turns out not to be severe. In particular, we were able to implement programs to solve all tasks described by Weiss et al. (2021).

Encoding annotations. A compiled model needs to pass information between layers. In a transformer, it is natural to do this via the residual stream. However, we have to decide how to represent information in the residual stream. For simplicity, we only use two encodings: categorical and numerical. We encode categorical variables as one-hot vectors in a dedicated subspace of the residual stream. We encode numerical variables as the magnitude of a dedicated one-dimensional subspace of the residual stream. Categorical encoding is generally less efficient when numerical encoding is possible, but some aggregate operations only work with one type of encoding. For instance, aggregate can compute a mean across token positions, which is not natural with attention on a one-hot encoded subspace but straightforward with a numerical one. However, numerically-encoded data is generally harder to work with, requiring a decoding step.

We require each s-op to be either categorical or numerical and augment RASP with the ability to annotate s-ops with the desired encoding. By default, we assume s-ops are categorical.

Beginning of sequence token. Transformers often assume any input sequence to start with a dedicated “beginning of sequence” token (BOS). We make the BOS token mandatory in RASP because it is crucial when implementing arbitrary attention patterns. In particular, RASP allows selectors that can produce all-zero rows; this is convenient when programming in RASP, but the softmax makes this behaviour impossible in a real attention head. In these situations, we use the BOS token as a “default” position to attend to: it is attended to iff no other token is. This allows the non-BOS part of the sequence to emulate the intended RASP behaviour. In our case, this choice comes from practical considerations; but, interestingly, real models sometimes show similar behaviour (e.g., see Elhage et al., 2021).

3.3. *craft*: An Assembly Language for Transformers

If RASP is the high-level language we compile, *craft* is our “assembly language”, offering slightly more abstraction than operating on pure weight matrices.

craft represents vector spaces with labelled basis dimensions and operations on them. This allows us to define projections or other linear operations in terms of basis direction labels. Importantly, *craft* abstracts away the need to keep track of padding in weight matrices.

We implement a transformer in *craft* that sticks closely to the transformer circuits view provided by Elhage et al. (2021). In particular, the residual stream is a vector space R with a basis. An attention head can be defined using a bilinear operator $W_{QK} : Q \times K \rightarrow \mathbb{R}$ and a linear operator $W_{OV} : V \rightarrow O$, where $Q, K, V, O \subset R$ are the vector spaces that reuse the same basis. *craft* then handles the projection of these operators up to $R \times R \rightarrow \mathbb{R}$ and $R \rightarrow R$, which corresponds to adding the requisite padding.

In practice, we first independently translate each RASP computation into a *craft* component, then assign components to layers, and finally construct the residual stream space R , ensuring that all information needed at a given layer in the model is embedded by previous layers.

Moreover, *craft* models are independent of concrete transformer implementations. A *craft*

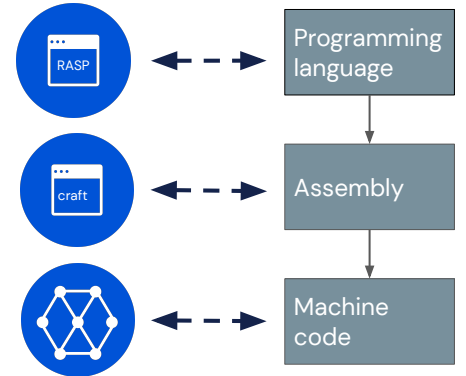


Figure 3 | Tracr translates RASP to *craft* and then to model weights, analogous to how programming languages are first translated to assembly then to machine code.

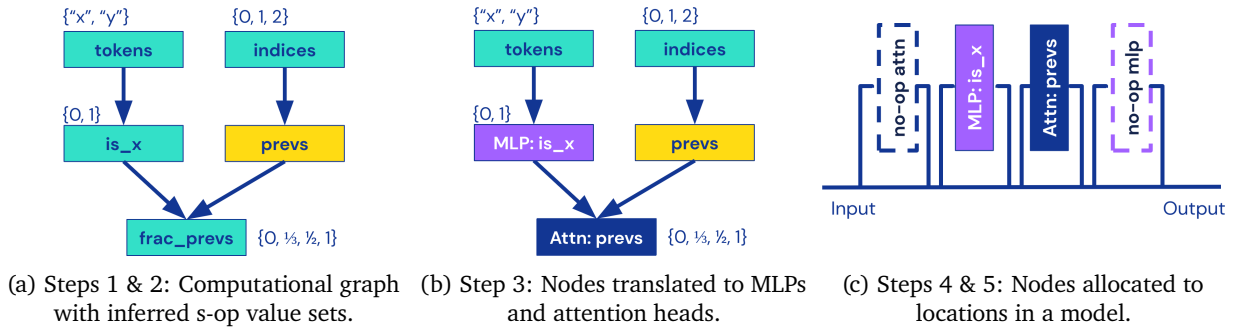


Figure 4 | Schematic overview of how Tracr compiles the `frac_prevs` program from Figure 2 with a input vocabulary `{"x", "y"}` and context size 3. (a) shows the computational graph with value annotations after step 2 of the compilation. (b) shows how `is_x` and `frac_prevs` are translated to model components independently in step 3. (c) shows the assembled model which has two no-op components because models blocks always need to have one attention and one MLP layer.

model can be translated into weights of any standard GPT-like transformer implementation.

3.4. Compiler Overview

We are now ready to describe Tracr in detail. Tracr comes with an implementation of RASP embedded in Python. This allows us to write RASP programs in Python and makes it easier to provide annotations, such as variable encodings. In Tracr, a RASP program is a data structure that is incrementally constructed by passing in dependencies to each operation. We also do a few basic simplifications of RASP programs at this stage. For example, we combine consecutive elementwise operations into a single s-op.

Tracr translates RASP programs to transformer weights in six steps:

1. Construct a computational graph.
2. Infer s-op input and output values.
3. Independently translate s-ops to craft components.
4. Assign components to layers.
5. Construct craft model.
6. Assemble transformer weights.

Let us go through these step by step. Figure 4 gives a schematic overview using an example program.

1. Construct a computational graph. First, we trace the whole program to create a directed graph representing the computation. The graph has source nodes representing tokens and indices and a sink node for the output s-op.

2. Infer s-op values. For each s-op, we need to decide how to embed it in the residual stream. To use categorical encodings, we need to know which values an s-op can take. All nodes have a finite set of output values because computations are deterministic, and we have a finite input vocabulary and context size. Therefore, in the second step, we traverse the graph and annotate each node with its possible outputs. This annotation uses simple heuristics that ensure we find a superset of the values an s-op will take, though, sometimes, an output set can contain values that the s-op never takes in practice.

3. Independently translate s-ops. Next, we consider each node in the computational graph independently and translate it into a craft component. Elementwise operations become MLP blocks, and select-aggregate operations become attention blocks. We use a library of manually engineered MLP and attention blocks to approximate arbitrary functions for numerical and categorical inputs

and outputs. MLPs with categorical inputs and outputs function as lookup tables. MLPs with numerical inputs and outputs use an explicit construction based on the universal function approximation theorem. For attention layers, we translate a selector into the W_{QK} operator and the corresponding aggregate operation into the W_{OV} operator. We only support attention with categorical inputs. For more details on the MLP and attention blocks, see [Appendix A](#).

4. Assign components to layers. To construct a transformer model, we need to allocate all `craft` components in the computational graph to layers. Ideally, we want to find the smallest model to perform the desired computation. We can generally formulate this as a combinatorial optimization problem with several constraints: the transformer architecture has alternating attention and MLP layers, and all computations that depend on each other need to be in the correct order. For scope reasons, we solve this with a heuristic. First, we compute the longest path from the input to a given node. This path length is an upper bound for the layer number to which we can allocate the node. Then we apply additional heuristics to combine layers with blocks that we can compute in parallel. This approach returns a correct but sometimes suboptimal layer allocation.

5. Construct a `craft` model. We construct the residual stream space as the direct sum of all model components' input and output spaces. In other words, we embed each s-op in its own orthogonal subspace, which is reserved for its sole use throughout the entire network. Now, we can traverse the computational graph in the order determined by the layer allocation and stack the components to obtain a full transformer represented in `craft`.

6. Assemble transformer weights. Finally, we translate the `craft` representation of the model into concrete model weights. First, we combine parallel MLP layers into a single layer and parallel attention heads into a single layer. In attention layers, we then split up the W_{QK} and W_{OV} matrices into W_q , W_k , W_o , W_v weight matrices. Finally, we adjust the shapes of all weights and connect them to our transformer architecture. We can then infer the model configuration (depth, layer width, residual stream size, etc.) to fit the elements we have created.

We base our transformer implementation on the example decoder-only transformer from Haiku ([Hennigan et al., 2020](#)), notably removing the layer norms. Extending Tracr to support any other transformer implementation is straightforward by reimplementing only step 6.

4. Exploring Compiled Transformers

Having described Tracr, we are now ready to start compiling models. In this section, we walk through two example programs to illustrate how the compiled models work. [Appendix D](#) contains more examples. Overall, we were able to compile RASP programs for all the tasks described in [Weiss et al. \(2021\)](#), though we had to modify a few of the programs to only use features supported by Tracr.

4.1. Example 1: Counting tokens

[Figure 2](#) shows our primary running example, the `frac_prevs` program, that computes the fraction of previous "x" tokens. It uses one MLP layer and one attention head. However, because our model architecture always starts with an attention layer, the compiled model has four layers, with the first and last layers being no-ops.

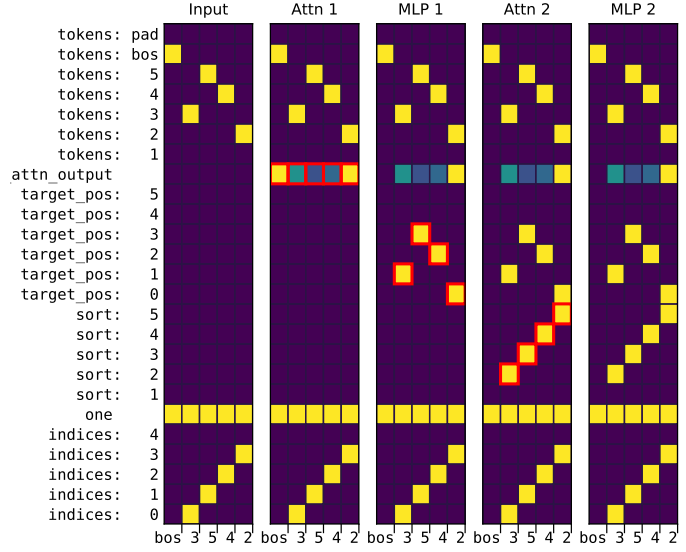
The `frac_prevs` model has a 14 dimensional residual stream, but it uses 12 out of these for the input embeddings. The computation uses two numerical variables which correspond to the remaining two dimensions. The input embeddings have a few special dimensions. `tokens : bos` is the beginning


```

smaller = select(tokens, tokens, <=)
target_pos = selector_width(smaller)
sel_sort = select(target_pos,
                  indices, ==)
sort = aggregate(sel_sort, tokens)

```

Figure 5 | RASP program that sorts a sequence of numbers without duplicates. Attn 1 and MLP 1 implement the `selector_width` primitive (cf. Appendix A) which the program uses to compute the target position for each token. Attn 2 moves the tokens to the desired position, and MLP 2 is a no-op.



of sequence token which we need to implement arbitrary attention patterns (cf. Section 3.2), and one is an input dimension that is fixed to 1. The model uses this dimension as a constant, e.g., to add a bias in MLP layers.

4.2. Example 2: Sorting

As a second example, let us consider sorting a sequence of numbers. Figure 5 shows a `sort_unique` program that sorts a sequence of unique tokens.

The program computes the target position of each token by using the `selector_width` primitive in RASP, which computes the number of elements in each row of a selector that with the value 1. `selector_width` can be implemented in terms of other RASP operations (Weiss et al., 2021), but not using our variant of RASP, so we treat it as a primitive that compiles directly to an attention and MLP layer (here Attn 1 and MLP 1). See Appendix A for more details.

Weiss et al. (2021) propose a sort program that can handle duplicates (cf. their Figure 13). However, that implementation uses a selector

```

smaller = select(tokens, tokens, <)
          or (select(key, key, ==) and select(indices, indices, <))

```

to treat duplicates, which is not supported by Tracr (see Section 3.2). In Appendix D, we provide an alternative implementation of `sort` that handles duplicates by adding a small multiple of indices to the keys and then applying `sort_unique`.

4.3. More examples

Tracr can compile a wide range of RASP programs. In Appendix D, we discuss a few more examples, leading up to checking balanced parentheses (*Dyck-n*). Our open-source Tracr implementation contains a library of even more example programs to compile.

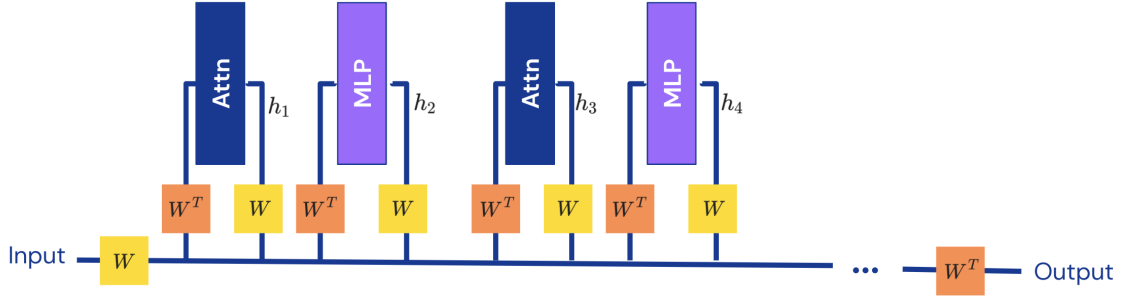


Figure 6 | Training setup for compressing a compiled transformer model. At each layer, we use the same matrix $W \in \mathbb{R}^{D \times d}$ to embed the disentangled D -dimensional residual stream to $d \leq D$ dimensions. We freeze the layer weights and only train W to compress the model.

5. Compressing Compiled Transformers

Tracr models can be sparse and inefficient because they reserve an orthogonal subspace of the residual stream for each s-op. In this section, we propose an experimental approach for “compressing” the resulting models and making them more efficient. This feature is presented as preliminary work and is not yet provided in the Tracr library. Here, we present two case studies of compressing compiled models.

In addition to making Tracr models more efficient, the compressed models allow us to study how real neural networks might compress D features into a representation space with fewer than D dimensions. This phenomenon is called *superposition* (Elhage et al., 2022); however, to our knowledge, it has not been studied in models deeper than two layers.

5.1. Gradient Descent Based Compression

We use a single linear projection $W \in \mathbb{R}^{D \times d}$ to compress the disentangled residual stream with size D to a smaller space with dimension $d < D$. We modify the model to apply W^T whenever it reads from and W whenever it writes to the residual stream (see Figure 6). We freeze the weights of all layers and train only W using stochastic gradient descent (SGD).

Since vanilla Tracr models are sparse and have orthogonal features, this process can be viewed as learning the projection from a “hypothetical disentangled model” to the “observed model” described by Elhage et al. (2022).

We want the compressed model to minimise loss under the constraint that it implements the same computation as the original model. To achieve this, we train W to minimise $\mathbb{E}_x[\mathcal{L}(W, x)]$, where

$$\begin{aligned}\mathcal{L}(W, x) &= \mathcal{L}_{\text{out}}(W, x) + \mathcal{L}_{\text{layer}}(W, x) \\ \mathcal{L}_{\text{out}} &= \text{loss}(f(x), \hat{f}_W(x)) \\ \mathcal{L}_{\text{layer}} &= \sum_{\text{layer } i} (h_i(x) - \hat{h}_{W,i}(x))^2\end{aligned}$$

where $f(x)$ is the output of the compiled model for input x , $\hat{f}_W(x)$ is the output of the compressed model, and $h_i(x)$ and $\hat{h}_{W,i}(x)$ are the output vectors at layer i of the respective models.

For categorical outputs, \mathcal{L}_{out} is the softmax cross-entropy loss, whereas, for numerical outputs, it is the mean-squared error. $\mathcal{L}_{\text{layer}}$ is a regularization term that incentivises the compressed model to match the per-layer outputs of the original model. To minimise this loss, the compressed model will

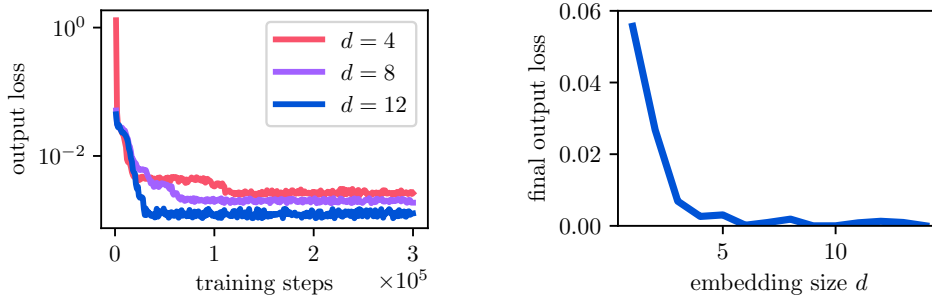


Figure 7 | Loss of compressed Tracr models for the `frac_prevs` program from Figure 2. The left plot shows the loss during training for different embedding sizes d ; the right plot shows the final loss for different embedding sizes d . After about $d = 6$ the compressed model solves the task essentially as well as the original compiled model which uses $D = 14$ dimensions. Both plots are averaged over 10 random seeds.

have to approximate the computation of the original model but with a smaller residual stream.

We could set up this compression in other ways. For example, we could use a different projection at each layer, use different matrices for embedding and unembedding, or modify weights other than W when compressing the model. These design choices come with a tradeoff between making the model more expressible and potentially more realistic and enforcing the ground truth computation. For simplicity, we use a shared W for embedding/unembedding at every layer, and we already observe a rich structure in models compressed with this procedure.

Appendix B contains more details on the training setup, hyperparameters, and resources used.

5.2. What does the compression learn?

As our first case study, Figure 7 shows the example model from Figure 2, that computes the fraction of token “x”. By learning an embedding matrix W , we can reduce the residual dimension from $D = 14$ to $d = 6$ without hurting performance. Once we reduce d further, the model’s performance starts to suffer.

To understand the compression better, we can study how W embeds the original D features in $d < D$ dimensions. We can only do this because we started with a compiled model with known features. Figure 8 shows $W^T W$ for compressing the model to $d = 8$. We can compare this to using principle component analysis (PCA) to compress the model. To interpret the results, we need to use our knowledge of the algorithm the model implements. The input tokens: `x` and the variables `is_x` and `frac_prevs` are crucial for computing the fraction of tokens that is “x”, and we find that these variables mostly get separate dimensions in the compressed residual stream. The other input tokens stored in `tokens:a`, `tokens:b`, `tokens:c` are not necessary for solving the task, and so they are discarded in the compressed model. Other variables, such as the `indices` embeddings, are stored in non-orthogonal dimensions in the compressed space. This is consistent with existing findings on superposition as the `indices` embeddings are sparse and do not occur together (Elhage et al., 2022).

However, some of our results go beyond previous work on superposition. For example, Tracr models often have multiple variables that depend on each other and encode shared information. In our running example `is_x` is an indicator variable that essentially contains the same information as the input dimension `tokens:x`.² In Figure 8, we see that the embeddings of `is_x` and `tokens:x` share part of the embedding space. Intuitively, this occurs because the variables encode similar information.

²They are not exactly the same because `is_x` is only populated in a later layer. But, if `is_x = 1`, then `tokens:x = 1`.

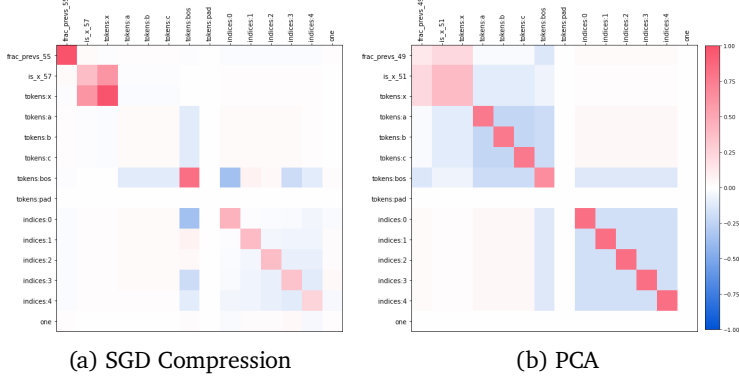


Figure 8 | $W^T W$ for the compression procedure described in Section 5 with $d = 8$ (a), compared to applying PCA and retaining only the first 8 components (b). In contrast to PCA, our compression procedure produces a compression matrix W that retains features necessary for the task (e.g., `is_x` and `frac_prevs`) and discards features that are unimportant (e.g., `tokens:a`).

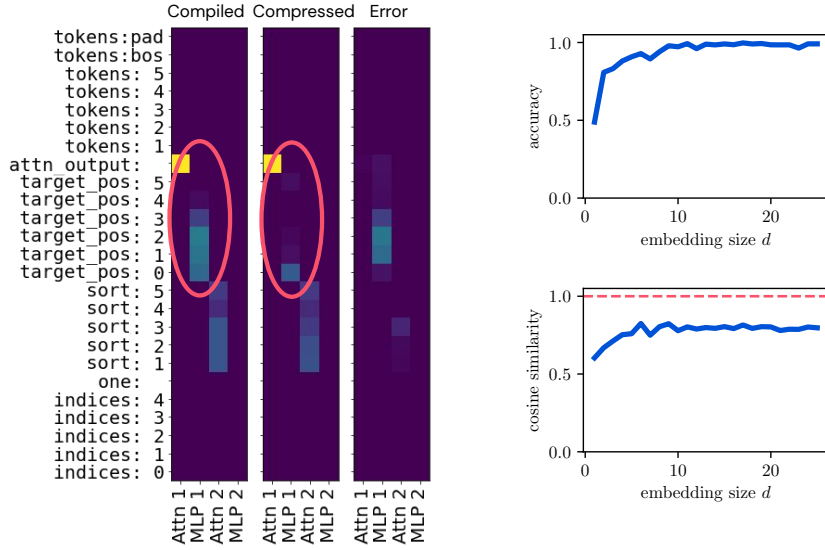


Figure 9 | We compress the `sort_unique` program (Figure 5). The two plots on the right show that the compressed model achieves nearly perfect accuracy, but the layer outputs of the compressed model are different from the original compiled model. The left plot shows the average layer outputs of the compiled model, the compressed model, and the squared error between both. The source of the error is that the compressed model seems to learn to use a different (numerical) encoding for the `target_pos` variable.

In preliminary experiments, we found that shared information between variables seems to influence how superposition occurs. For example, varying the data distribution to have two variables share more or less information changes the correlation patterns between embedded features. Prior models of superposition do not explain this effect, and we leave fully understanding it for future work.

5.3. Do the compressed models still implement the same computation?

Even if the compressed models successfully achieve a low loss, we need to check if they implement the same computation as the compiled models, or else we would no longer know the ground truth mechanisms the models implement. To this end, we evaluate the average cosine similarity between the output at each layer of the two models.

For the compressed `frac_prevs` model, the cosine similarity is close to 1, which implies that the compressed model is consistent with the compiled model (up to differences in norm).³

³In categorical tasks the compressed model is encouraged to output vectors with a large norm due to the output softmax. We found that this can sometimes lead to the norm of the outputs at intermediate layers also changing even though the

However, in other cases, the cosine similarity stays below 1 even as the compressed model gets close to 100% in accuracy. As an example, [Figure 9](#) shows results from compressing the `sort_unique` model. Here, the compressed model achieves almost perfect accuracy on the task, but the average cosine similarity of the outputs at individual layers stays around 0.8. This suggests that the compressed model solves the tasks differently from the original compiled model.

By inspecting the models’ outputs at each layer, we can attribute the error to the `target_pos` variable. In the Tracr model, `target_pos` is encoded categorically, with a dimension allocated per position. However, the compiled model only uses one of these dimensions. This suggests that the compressed model moves the tokens to the target position with a numerical encoding of the target position rather than a categorical encoding. During training, this reduces the output loss at the cost of increasing the layer output regulariser.

This case shows that even in this fairly restrictive compression setup, the compressed model can learn a different computation to be more efficient. This is both encouraging and problematic: it is evidence that we can achieve meaningful compression with a simple approach; however, even in this restrictive setting, the compressed model is not guaranteed to be faithful to the original RASP program, undermining the value provided by the compiler as a source of ground truth.

Overall, using SGD on top of compiled models seems promising to make them more efficient and naturalistic. We hope that future work can make this training setup more robust and that we can ultimately fully integrate it in a future version of Tracr.

6. Discussion

We provide an open-source implementation of Tracr because we think it has many potential applications in interpretability research. In this section, we discuss applications we see for Tracr and compiled transformers more generally and reflect on the current limitations of Tracr and how they can be addressed.

6.1. Applications of compiled models in interpretability research

Compilers like Tracr allow researchers to set up controlled experiments that test specific hypotheses about the computational structure of transformers. In this way, it acts as a laboratory for research in interpretability, enabling research that might otherwise be intractable.

Test cases for interpretability tools. Compiled models serve as a natural foundation for testing the faithfulness ([Jacovi and Goldberg, 2020](#)) of an explanation, and provide a way to falsify ([Leavitt and Morcos, 2020](#)) the explanations given by interpretability techniques. Ultimately, they could be used to build libraries of test cases for interpretability tools, which could in turn enable quantitative evaluation metrics. For example, [Meng et al. \(2022\)](#) propose a method to locate factual knowledge in transformers. Tracr could allow us to test what this or similar methods can locate in a range of models implementing different algorithms, contextualising its result in real models.

Replacing model components. Another way to evaluate our understanding of how a model works is to replace parts of the model with hand-coded components. For example, [Nanda and Lieberum \(2022\)](#) test their understanding of how a transformer implements modular addition by replacing components of the model with their own idealised implementation and find that this can *increase* downstream performance, which is strong evidence that the proposed explanation is correct. While Tracr compiles an algorithm into a full transformer model, it could be adapted to only compile part

cosine similarity is 1.

of a model to replace part of a trained model. This could make it easier to evaluate our understanding of a large model.

Understanding model phenomena and developing new techniques. Beyond evaluation, compiled models can be used as a testbed for studying circuits-level phenomena and developing new approaches for interpreting transformer models. For example, in [Section 5](#) we successfully induced superposition in compressed Tracr models. Future work could analyse superposition in Tracr models, extending previous work in toy models ([Elhage et al., 2022](#); [Scherlis et al., 2022](#)). In particular, Tracr allows studying how the structure of computation implemented by a model affects which features will be stored in superposition. One goal for this line of research could be to predict how a specific Tracr model will be compressed, which features will be stored in superposition and how. A complementary approach is to try reversing the superposition induced by a compression procedure, e.g., using ideas from compressed sensing and dictionary learning ([Aharon et al., 2006](#); [Donoho, 2006](#)).

6.2. Limitations of RASP and Tracr

RASP and Tracr are limited in terms of expressivity, efficiency and realism compared to real transformer models. Many of these limitations could be overcome in future versions of Tracr.

Expressivity. RASP is designed for algorithmic tasks that map an input sequence to a discrete output sequence. However, current language models usually map a sequence of input tokens to a probability distribution over the next token. Circuits in real models often consist of components that increase or decrease the probability of some tokens based on previous tokens ([Wang et al., 2022](#)). RASP, and hence Tracr, cannot model such "probabilistic" computation, but could potentially be extended to support it. RASP only uses binary attention patterns, which inherently limits the range of algorithms it can implement ([Merrill et al., 2022](#)). A way to extend RASP to support numeric attention patterns is discussed in [Weiss et al. \(2021\)](#).

Efficiency. Tracr models store all variables in orthogonal subspaces of the residual stream. Even if a variable is only used in part of the computation, Tracr reserves a subspace of the residual stream for it in all layers of the model. Real models use a more compressed representation and likely reuse dimensions for multiple features. Improved versions of the compression procedure discussed in [Section 5](#) could address this limitation, as would using a constraint optimisation solver instead of a heuristic for layer allocation.

Realism. Tracr constructs layers from hand-coded parameter matrices. This is both unrealistic and inefficient, but could be addressed by learning the layers in isolation, then assembling them into a full model manually. Similarly, instead of manually splitting the W_{QK} and W_{OV} matrices, matrix factorisation could be used to get more efficient solutions. Also, Tracr models align their features with the computational basis. This is unrealistic, and makes the resulting models easy to interpret just by inspecting the residual stream activations. Rotating the basis of the compiled model is a straightforward way to address this if obfuscation is needed; compression would be an even more comprehensive approach.

While all of these issues could be overcome in a more sophisticated compiler, there are fundamental limitations on the role compiled models can play. Compiled models are an intermediate step between very simple toy models and real learned models. They help us understand ideas and methods, but results in compiled models do not necessarily generalise to real models. Compared with real models, compiled models will always be simpler. For example, we will likely never compile full-fledged language models. Compiled models will be more likely to be interpretable (e.g., the axis-aligned orthogonal residual stream bases in Tracr), and more likely to fit into existing paradigms for thinking about transformers. When using them to evaluate interpretability tools, we should be careful to make

sure that the tools do not exploit this, treating such evaluations as a minimum bar rather than a full validation of a technique. Conversely, some methods might conceivably rely on features present in real models but not in compiled models.

7. Conclusion

In this work, we proposed manually constructing neural network weights and using them to develop and evaluate new interpretability tools. To this end, we developed Tracr, a tool for compiling human-readable code to the weights of a transformer model.

We outlined our vision for the use of compiled models in interpretability, and there may other potential applications of Tracr within and beyond interpretability research. We are looking forward to seeing other researchers use it, and we hope studying compiled models will help to increase our understanding of neural networks.

Acknowledgements

We thank Avraham Ruderman, Jackie Kay, Michela Paganini, Tom Lieberum, and Geoffrey Irving for valuable discussions, Victoria Krakovna and Marlene Staib for collaborating on early experiments with compiling RASP, and Chris Olah and Tristan Hume for feedback on an early draft of this paper.

Author Contributions

VM proposed the initial idea for Tracr and wrote our RASP implementation. DL, VM, JK and MR designed and developed Tracr. DL designed, implemented, and ran the compression experiments in [Section 5](#). MR wrote documentation and led the open-sourcing process. JK derived the theoretical results in [Appendix C](#). TM and VM advised on research direction. DL and VM wrote the manuscript. DL led the project.

References

- A. F. Agarap. Deep learning using rectified linear units (RELU). *arXiv preprint arXiv:1803.08375*, 2018.
- M. Aharon, M. Elad, and A. Bruckstein. K-SVD: An algorithm for designing overcomplete dictionaries for sparse representation. *IEEE Transactions on signal processing*, 54(11):4311–4322, 2006.
- J. L. Ba, J. R. Kiros, and G. E. Hinton. Layer normalization. *arXiv preprint arXiv:1607.06450*, 2016.
- N. Cammarata, S. Carter, G. Goh, C. Olah, M. Petrov, L. Schubert, C. Voss, B. Egan, and S. K. Lim. Thread: Circuits. *Distill*, 2020. doi: 10.23915/distill.00024. <https://distill.pub/2020/circuits>.
- L. Chan, A. Garriga-Alonso, N. Goldowsky-Dill, R. Greenblatt, J. Nitishinskaya, A. Radhakrishnan, B. Shlegeris, and N. Thomas. Causal scrubbing: A method for rigorously testing interpretability hypotheses. *Alignment Forum*, Dec 2022. URL <https://www.alignmentforum.org/posts/JvZhhzycHu2Yd57RN/causal-scrubbing-a-method-for-rigorously-testing>.
- D. L. Donoho. Compressed sensing. *IEEE Transactions on information theory*, 52(4):1289–1306, 2006.

- N. Elhage, N. Nanda, C. Olsson, T. Henighan, N. Joseph, B. Mann, A. Askell, Y. Bai, A. Chen, T. Conerly, N. DasSarma, D. Drain, D. Ganguli, Z. Hatfield-Dodds, D. Hernandez, A. Jones, J. Kernion, L. Lovitt, K. Ndousse, D. Amodei, T. Brown, J. Clark, J. Kaplan, S. McCandlish, and C. Olah. A mathematical framework for transformer circuits. *Transformer Circuits Thread*, 2021. <https://transformer-circuits.pub/2021/framework/index.html>.
- N. Elhage, T. Hume, C. Olsson, N. Schiefer, T. Henighan, S. Kravec, Z. Hatfield-Dodds, R. Lasenby, D. Drain, C. Chen, R. Grosse, S. McCandlish, J. Kaplan, D. Amodei, M. Wattenberg, and C. Olah. Toy models of superposition. *Transformer Circuits Thread*, 2022. https://transformer-circuits.pub/2022/toy_model/index.html.
- D. Hendrycks and K. Gimpel. Gaussian error linear units (GELUs). *arXiv preprint arXiv:1606.08415*, 2016.
- T. Hennigan, T. Cai, T. Norman, and I. Babuschkin. Haiku: Sonnet for JAX, 2020. URL <http://github.com/deepmind/dm-haiku>.
- K. Hornik, M. Stinchcombe, and H. White. Multilayer feedforward networks are universal approximators. *Neural networks*, 2(5):359–366, 1989.
- A. Jacovi and Y. Goldberg. Towards faithfully interpretable nlp systems: How should we define and evaluate faithfulness? *arXiv preprint arXiv:2004.03685*, 2020.
- M. L. Leavitt and A. Morcos. Towards falsifiable interpretability research. *arXiv preprint arXiv:2010.12016*, 2020.
- K. Meng, D. Bau, A. J. Andonian, and Y. Belinkov. Locating and editing factual associations in GPT. In *Advances in Neural Information Processing Systems*, 2022.
- W. Merrill, A. Sabharwal, and N. A. Smith. Saturated transformers are constant-depth threshold circuits. *Transactions of the Association for Computational Linguistics*, 10:843–856, 2022.
- N. Nanda and T. Lieberum. A mechanistic interpretability analysis of grokking. *Alignment Forum*, Aug 2022. URL <https://www.alignmentforum.org/posts/N6WM6hs7RQMKDhYjB/a-mechanistic-interpretability-analysis-of-grokking>.
- C. Olah, N. Cammarata, L. Schubert, G. Goh, M. Petrov, and S. Carter. Zoom in: An introduction to circuits. *Distill*, 2020. doi: 10.23915/distill.00024.001. <https://distill.pub/2020/circuits/zoom-in>.
- C. Olsson, N. Elhage, N. Nanda, N. Joseph, N. DasSarma, T. Henighan, B. Mann, A. Askell, Y. Bai, A. Chen, T. Conerly, D. Drain, D. Ganguli, Z. Hatfield-Dodds, D. Hernandez, S. Johnston, A. Jones, J. Kernion, L. Lovitt, K. Ndousse, D. Amodei, T. Brown, J. Clark, J. Kaplan, S. McCandlish, and C. Olah. In-context learning and induction heads. *Transformer Circuits Thread*, 2022. <https://transformer-circuits.pub/2022/in-context-learning-and-induction-heads/index.html>.
- A. Radford, K. Narasimhan, T. Salimans, I. Sutskever, et al. Improving language understanding by generative pre-training. OpenAI, 2018. URL <https://openai.com/blog/language-unsupervised/>.
- A. Scherlis, K. Sachan, A. S. Jermyn, J. Benton, and B. Shlegeris. Polysemanticity and capacity in neural networks. *arXiv preprint arXiv:2210.01892*, 2022.
- C. Szegedy, W. Liu, Y. Jia, P. Sermanet, S. Reed, D. Anguelov, D. Erhan, V. Vanhoucke, and A. Rabinovich. Going deeper with convolutions. In *Conference on Computer Vision and Pattern Recognition (CVPR)*, 2015.

- A. Vaswani, N. Shazeer, N. Parmar, J. Uszkoreit, L. Jones, A. N. Gomez, Ł. Kaiser, and I. Polosukhin. Attention is all you need. In *Advances in Neural Information Processing Systems*, 2017.
- K. Wang, A. Variengien, A. Conmy, B. Shlegeris, and J. Steinhardt. Interpretability in the wild: a circuit for indirect object identification in GPT-2 small. *arXiv preprint arXiv:2211.00593*, 2022.
- G. Weiss, Y. Goldberg, and E. Yahav. Thinking like transformers. In *International Conference on Machine Learning (ICML)*, 2021.

A. Tracr Implementation Details

This section highlights a few more implementation details of Tracr. We describe how we construct MLP and attention blocks, how we implement the selector width primitive, and how we extend RASP and Tracr to use causal attention. For the full implementation and documentation, refer to the code repository at <https://github.com/deepmind/tracr>.

A.1. MLP and Attention Blocks

For MLP layers, we distinguish between Map operations with a single input and output and SequenceMap operations with two inputs and one output. We can recursively represent functions with more than two inputs using SequenceMaps.

We translate Maps with categorical inputs and outputs to MLPs that act as a lookup table. SequenceMaps with categorical inputs and outputs become MLPs where the first layer maps to an encoding of all pairs of inputs and the second layer acts as a lookup table.

For numerical inputs and outputs, we explicitly construct MLP layers as universal function approximators. In these MLPs, the first layer discretises the input, and the second layer maps each discrete bucket to a corresponding output value. We know which input/output values can occur, so we can choose the discretisation around these known input values to minimise the approximation error.

We construct the W_{QK} matrix to implement the desired attention pattern. Here we ensure that if a token does not attend to any other token in RASP, it will attend to the BOS token in the Tracr model. The W_{OV} matrix maps the value input to the corresponding output dimensions. Attention layers only support categorical key and query inputs. The value inputs can be numerical or categorical. We can only use categorical values if the head never attends to more than one token.

A.2. Selector Width Primitive

RASP provides the selector width primitive, which counts the number of 1s in each row of a selector. It provides an alternative to aggregate for processing selectors.

Weiss et al. (2021) provide a selector width implementation in pure RASP, making it not necessarily a language primitive. However, the most efficient implementation uses the BOS token, which exists Tracr but is not exposed to the RASP program.

Therefore, Tracr translates selector width directly into an efficient implementation in craft consisting of an attention layer and an MLP layer. The attention layer implements an attention pattern that matches the selector to compute the width of. It uses the BOS token as value input, resulting in the attention head computing $x = 1/(1 + w)$ where w is the desired selector width output. The next MLP layer then computes $w = 1/x - 1$ and cleans the BOS token position.

A.3. Casual Attention

Most transformer models used in practice use causal attention, i.e., they apply a mask to the attention patterns that allows the model to attend only to previous tokens. This allows training the models autoregressively. However, RASP assumes non-causal (i.e. bidirectional) attention by default. While all models discussed in the main paper use non-causal attention, Tracr also supports causal attention.

To enable this, we extend RASP to support causal attention via a flag set during evaluation. To evaluate a RASP program in the causal evaluation mode, we apply a causal mask to the output of

each selector. Causal evaluation changes the semantics of some RASP operations, and, in general, it is necessary to adapt RASP programs to function with causal attention. For example, the `frac_prevs` program no longer needs to compute a causal mask manually. However, for example, the `length` implementation by Weiss et al. (2021) no longer correctly computes the length of a sequence because it requires attending to future tokens.

Similarly, Tracr has a flag to enable causal compilation. Most of the compilation process does not change, and we only need to ensure to compile selectors to causal attention heads.

B. Compression Training Details

We implemented the compression described in Section 5 in Jax on top of the Haiku transformer implementation that comes with Tracr. We train W using the AdamW optimizer (implemented in Optax) with a weight decay factor of 0.1, and parameters $\beta_1 = 0.9, \beta_2 = 0.99$. We train for 3×10^5 steps with a batch size of 256. We decay the learning rate linearly from 10^{-3} to 10^{-6} over the first half of training. Each compression run requires between 1 and 4 hours of run time on two CPU cores (depending on the size of the model to compress).

C. Theoretical Results on Combining Attention Heads

In this section, we study how we could implement combinations of selectors with more than two inputs, which are allowed in RASP. We focus on combining selectors with an `and` operation, but the results generalize to other boolean operations.

Consider the following selectors:

```
simple_selector = select(tokens, indices, <=)
simplifiable_selector = select(tokens, indices, <=) and select(tokens, "a", ==)
simplified_selector = select(tokens, indices, q <= k and q == "a")
compound_selector = select(a, b, <=) and select(c, d, <=)
```

where `a`, `b`, `c` and `d` are different s-ops. The simple selector depends on only two s-ops and is straightforward to implement. The simplifiable selector is syntactically defined using the `and` operator but can be converted into the simplified selector, which still only depends on two s-ops. This section concerns selectors like the `compound_selector` above, which irreducibly depend on more than two different s-ops.

An attention head can be parameterized by a W_{QK} matrix and an W_{OV} matrix. In this section, we focus on W_{QK} only, i.e., on the circuit responsible for the attention patterns. The standard view of W_{QK} is as a matrix that computes the keys and queries from the residual stream space $R \subseteq \mathbb{R}^d$ and computes their dot product. We instead interpret it as a bilinear operator $W_{QK} : Q \times K \rightarrow \mathbb{R}$ acting on two subspaces of the residual stream, $Q, K \subset R$, which are spanned by orthogonal bases $\{q_j\}, \{k_i\}$. The elements of these bases correspond to elements of the value sets of s-ops in a one-hot encoding. We call those value sets Q, K as well to ease notation.

A selector is a function $S : Q \times K \rightarrow \{0, 1\}$. In Tracr, an attention head implements a selector if $S(q, k) = W_{QK}(q, k) := q^T W_{QK} k$ for all $q \in Q, k \in K$. (We can ignore the softmax without loss of generality as we can rescale the norm of W_{QK} to recover boolean outputs.)

Suppose we have two selectors A and B implemented by attention heads with query-key matrices W_{QK}^A and W_{QK}^B . They each read from residual subspaces $Q_A \times K_A$ and $Q_B \times K_B$. The straightforward way to implement a combined selector $A \wedge B$ would be to define an attention head with a W_{QK} acting

on $(Q_A \oplus Q_B) \times (K_A \oplus K_B)$ with attention logits that are the boolean and of the ones from A and B . Unfortunately, this is only possible in trivial cases because the operator needs to be bilinear.

Lemma 1. *There is no $W_{QK}^{A \wedge B}$ operating over $(Q_A \oplus Q_B) \times (K_A \oplus K_B)$ such that*

$$(\mathbf{q}_a + \mathbf{q}_b)^\top W_{QK}^{A \wedge B} (\mathbf{k}_a + \mathbf{k}_b) = (\mathbf{q}_a^\top W_{QK}^A \mathbf{k}_a) (\mathbf{q}_b^\top W_{QK}^B \mathbf{k}_b)$$

for all $\mathbf{q}_a \in Q_A$, $\mathbf{q}_b \in Q_B$, $\mathbf{k}_a \in K_A$, and $\mathbf{k}_b \in K_B$.

Proof. Assume such a $W_{QK}^{A \wedge B}$ exists. Then consider evaluating the combined attention head on a more complex query, i.e. to change $(\mathbf{q}_a + \mathbf{q}_b)$ to $(\mathbf{q}_a + \mathbf{q}_b) + (\mathbf{q}'_a + \mathbf{q}'_b)$ in the LHS above. Then, we have

$$\begin{aligned} & ((\mathbf{q}_a + \mathbf{q}_b) + (\mathbf{q}'_a + \mathbf{q}'_b))^\top W_{QK}^{A \wedge B} (\mathbf{k}_a + \mathbf{k}_b) \\ &= (\mathbf{q}_a + \mathbf{q}_b)^\top W_{QK}^{A \wedge B} (\mathbf{k}_a + \mathbf{k}_b) + (\mathbf{q}'_a + \mathbf{q}'_b)^\top W_{QK}^{A \wedge B} (\mathbf{k}_a + \mathbf{k}_b) \\ &= (\mathbf{q}_a^\top W_{QK}^A \mathbf{k}_a) (\mathbf{q}_b^\top W_{QK}^B \mathbf{k}_b) + (\mathbf{q}'_a^\top W_{QK}^A \mathbf{k}_a) (\mathbf{q}'_b^\top W_{QK}^B \mathbf{k}_b) \end{aligned}$$

But if we distribute the first line differently, we also find that

$$\begin{aligned} & ((\mathbf{q}_a + \mathbf{q}_b) + (\mathbf{q}'_a + \mathbf{q}'_b))^\top W_{QK}^{A \wedge B} (\mathbf{k}_a + \mathbf{k}_b) \\ &= (\mathbf{q}_a + \mathbf{q}'_a)^\top W_{QK}^{A \wedge B} (\mathbf{k}_a + \mathbf{k}_b) + (\mathbf{q}_b + \mathbf{q}'_b)^\top W_{QK}^{A \wedge B} (\mathbf{k}_a + \mathbf{k}_b) \\ &= (\mathbf{q}_a^\top W_{QK}^A \mathbf{k}_a) (\mathbf{q}'_b^\top W_{QK}^B \mathbf{k}_b) + (\mathbf{q}'_a^\top W_{QK}^A \mathbf{k}_a) (\mathbf{q}_b^\top W_{QK}^B \mathbf{k}_b). \end{aligned}$$

By subtracting both results from each other, we can follow that

$$(\mathbf{q}_a - \mathbf{q}'_a)^\top W_{QK}^A \mathbf{k}_a (\mathbf{q}_b - \mathbf{q}'_b)^\top W_{QK}^B \mathbf{k}_b = 0$$

Thus, one of the original attention heads A or B must have query-invariant attention logits. By an analogous argument, at least one of the heads must have key-invariant attention logits.

Hence, either one of the heads' attention logits are constant, or one of them only depends on the key and the other only on the value. Importantly, we cannot find $W_{QK}^{A \wedge B}$ for arbitrary W_{QK}^A and W_{QK}^B . \square

We could work around this, for example, by extending the combined attention head to act $(Q_A \otimes Q_B) \times (K_A \otimes K_B)$. Unfortunately, this would result in an explosion of dimensions, requiring $|Q_A||K_A| + |Q_B||K_B|$ dimensions.

Lemma 2. *We can construct $W_{QK}^{A \wedge B}$ operating over $(Q_A \otimes Q_B) \times (K_A \otimes K_B)$, such that*

$$(\mathbf{q}_a + \mathbf{q}_b)^\top W_{QK}^{A \wedge B} (\mathbf{k}_a + \mathbf{k}_b) = (\mathbf{q}_a^\top W_{QK}^A \mathbf{k}_a) (\mathbf{q}_b^\top W_{QK}^B \mathbf{k}_b)$$

for all $\mathbf{q}_a \in Q_A$, $\mathbf{q}_b \in Q_B$, $\mathbf{k}_a \in K_A$, and $\mathbf{k}_b \in K_B$.

Proof. Let $W_{QK}^{A \wedge B} = W_{QK}^A \otimes W_{QK}^B$ be the tensor product of the bilinear maps defined by W_{QK}^A and W_{QK}^B . Then for $\mathbf{q}_a, \mathbf{q}_b, \mathbf{k}_a, \mathbf{k}_b$, we get $(\mathbf{q}_a \otimes \mathbf{q}_b)^\top W_{QK}^{A \wedge B} (\mathbf{k}_a \otimes \mathbf{k}_b) = (\mathbf{q}_a^\top W_{QK}^A \mathbf{k}_a) (\mathbf{q}_b^\top W_{QK}^B \mathbf{k}_b)$. \square

D. More Compiled Models

Here, we present a few additional RASP programs and the compiled Tracr models.

Figure 10 shows an extended sort program. It works similarly to the `sort_unique` program in Figure 5, but sorts any sequence of values by a sequence of keys and can handle duplicates occurring in the keys.

Figure 11 shows the `pair_balance` program, which computes the difference in the fraction of open and closed parenthesis tokens. We can now use it as a subroutine for the `dyck-n` program, which checks if a sequence of n different types of parentheses is balanced:

Input: `pairs`

```
1 # Compute running balance of each type of parenthesis
2 balances = [pair_balance(pair) for pair in pairs]
3
4 # If balances were negative anywhere -> parentheses not balanced
5 any_negative = balances[0] < 0
6 for balance in balances[1:]:
7     any_negative = any_negative or (balance < 0)
8
9 select_all = select(1, 1, ==)
10 has_neg = aggregate(select_all, any_negative)
11
12 # If all balances are 0 at the end -> closed all parentheses
13 all_zero = balances[0] == 0
14 for balance in balances[1:]:
15     all_zero = all_zero and (balance == 0)
16
17 select_last = select(indices, length - 1, ==)
18 last_zero = aggregate(select_last, all_zero)
19
20 dyck_n = (last_zero and not has_neg)
```

Figure 12 shows the compiled `dyck-2` model for `pairs = ("()", "{ }")`.

Input: keys, vals, min_key, context_length

```

1 keys = (keys + indices + min_key) / context_length
2 smaller = select(keys, keys, <=)
3 target_pos = selector_width(smaller)
4 sel_sort = select(target_pos, indices, ==)
5 sort = aggregate(sel_sort, vals)

```

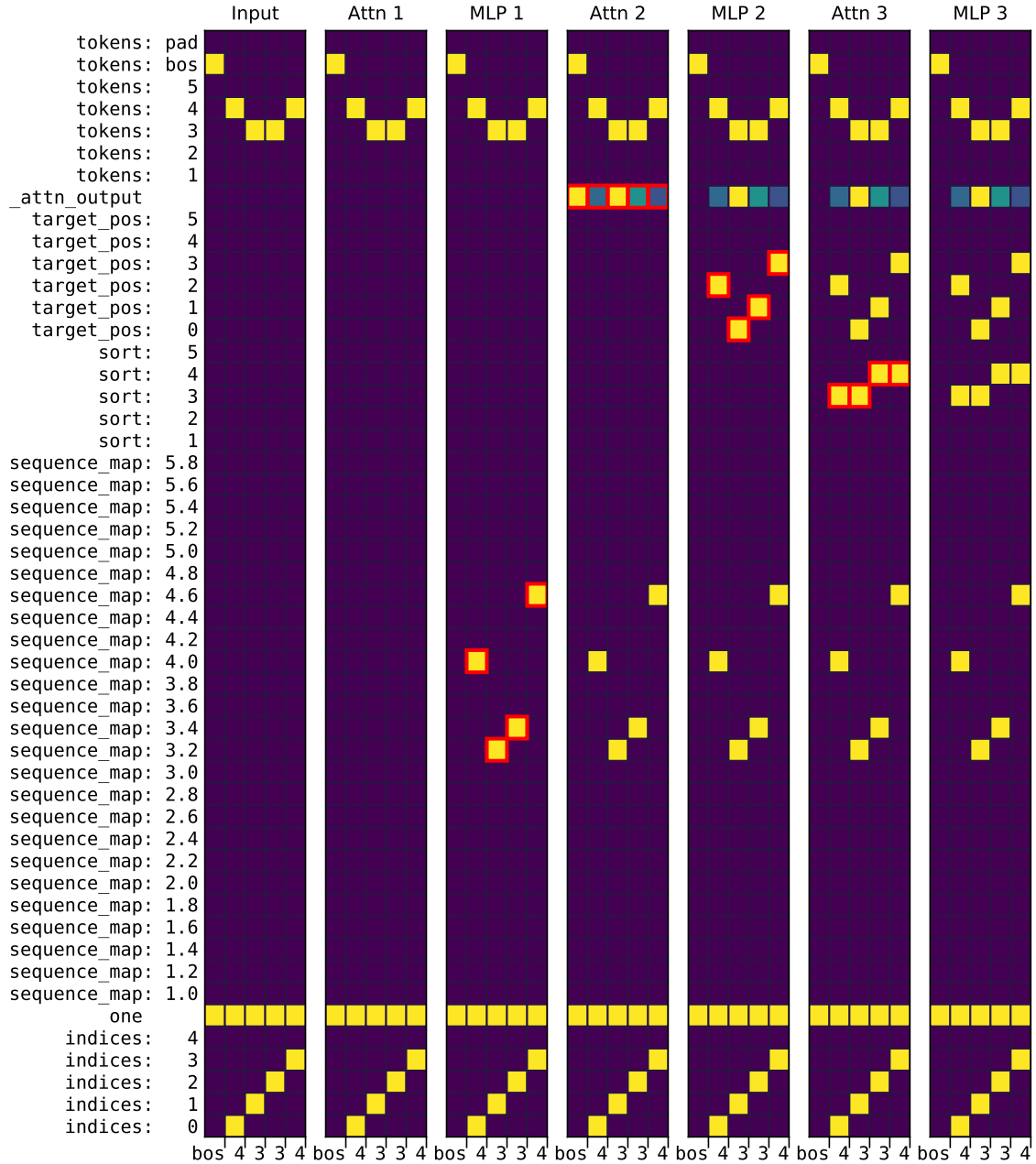


Figure 10 | Compiled sort program. Attn 1 is a no-op, MLP 1 adds a small multiple of indices to the keys, and the rest of the model essentially implements `sort_unique`.

Input: open_token, close_token

```

1 bools_open = (tokens == open_token)
2 opens = frac_prevs(bools_open)
3 bools_close = (tokens == close_token)
4 closes = frac_prevs(bools_close)
5 pair_balance = opens - closes

```

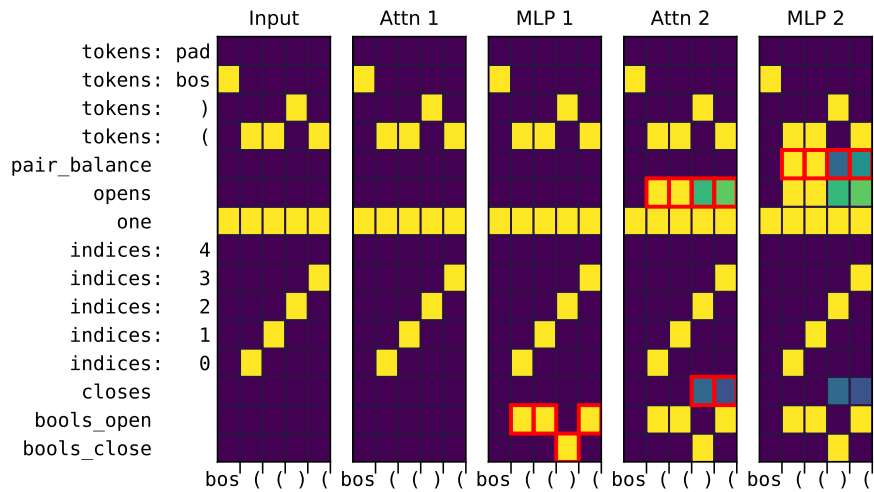


Figure 11 | RASP program that uses `frac_prevs` as a subroutine to compute the fraction of open and closed parenthesis tokens and computes the difference. The compiled model uses `open_token = "("` and `close_token = ")"`. Note that the compiled model has the same number of layers as the single `frac_prevs` model in Figure 2. Attn 1 is still a no-op, MLP 1 and Attn 2 compute both calls to `frac_prevs` in parallel, and MLP 2 computes the final result.




Figure 12 | Compiled dyck-2 program for pairs = (“()”, “{}”).