

JONES-WENZL IDEMPOTENTS IN THE TWISTED I -BUNDLE OF THE MÖBIUS BAND

DIONNE IBARRA

ABSTRACT. The Jones-Wenzl idempotent plays a vital role in quantum invariants of 3-manifolds and the colored Jones polynomial; it also serves as a useful tool for simplifying computations and proving theorems in knot theory. The relative Kauffman bracket skein module (RKBSM) for surface I -bundles and manifolds with marked boundaries have a well understood algebraic structure due to the work of J. H. Przytycki and T. T. Q. Lê. It has been well documented that the RKBSM of the I -bundle of the annulus and the twisted I -bundle of the Möbius band have a distinct algebraic structures even though the manifolds are homeomorphic. In this paper we will give various results on Jones-Wenzl idempotents in the twisted I -bundle of the Möbius band when it is partially closed through the crosscap of the Möbius band. In doing so we will uncover properties that differ from properties of Jones-Wenzl idempotents in $Ann \times I$.

CONTENTS

1. Introduction	1
1.1. Acknowledgements	2
2. Introduction to Jones-Wenzl idempotents	2
3. Crossingless connection in the Möbius band	9
4. Jones-Wenzl idempotents in the Möbius band	10
References	15

1. INTRODUCTION

The Jones-Wenzl idempotent, discovered by V. F. R. Jones in [Jon], is an idempotent element in the Temperley-Lieb algebra. Originally, it was described as a certain symmetrizer using the Artin braid group

Date: January 13, 2023.

2020 Mathematics Subject Classification. Primary: 57K10. Secondary: 57K31.

Key words and phrases. Jones-Wenzl idempotents, Möbius band, twisted I -bundles, Kauffman bracket skein module, relative Kauffman bracket skein module.

and the projection to the Temperley-Lieb algebra. In the late 1980's, H. Wenzl in [Wen] discovered a recursive formula to the Jones-Wenzl idempotent. This formula is now widely used as the definition, see [Lic2].

The Jones-Wenzl idempotent has played a significant role in defining quantum invariants of knots and 3-manifolds. For example, W. B. R. Lickorish's Kauffman bracket skein theoretic approach to the Witten-Reshetikhin-Turaev 3-manifold invariants in [Lic1] uses a linear combination of the trace (closure) of the idempotent elements along a framed knot or link. Similarly, the colored Jones polynomial quantum knot invariant is defined by taking the trace of the n^{th} Jones-Wenzl idempotent along a 0-framed knot in S^3 , see [Le, PBIMW]. These idempotent elements are also used to decorate the edges of a tetrahedra to obtain the quantum $6j$ -symbols that are used in the definition of the Turaev-Viro quantum 3-manifold invariants, see [TV].

The Jones-Wenzl idempotent has been a vital tool for simplifying computations and proving theorems in knot theory. An example of this is seen in X. Cai's proof of a closed formula for the Gram determinant of type A in [Cai] and a closed formula for its generalization in [BIMP]. In fact, this paper was conceived by needing properties of the Jones-Wenzl idempotents when it is closed in the twisted I -bundle of the Möbius band in hopes to take a similar approach to [Cai] and [BIMP] to prove a closed formula for the Gram determinant of type Mb .

In Section 2 we introduce the original definition of Jones-Wenzl idempotents and also the RKBSM of the twisted I -bundle of the Möbius band, then in Section 3 we give an illustration of the two different models of the Möbius band as well as the antipodal properties of the crosscap. In Section 4 we prove many corollaries to the trace of Jones-Wenzl idempotents intersecting or surrounding the crosscap, then we end with a formula for when $n - 1$ curves from f_n are closed around the crosscap and the last arc is closed through the crosscap.

1.1. Acknowledgements. This work was supported by the Australian Research Council grant DP210103136.

2. INTRODUCTION TO JONES-WENZL IDEMPOTENTS

The first formal definition of the Temperley-Lieb algebra, denoted by TL_n , was given by R. J. Baxter in [Bax] while describing the work of physicists N. Temperley and E. Lieb in [TL]. Jones independently introduced TL_n in [Jon] while working on von Neumann algebras.

Definition 2.1. Let R be a commutative ring with unity and $d \in R$. Let $n \in \mathbb{N}$ be fixed, then the n^{th} **Temperley-Lieb algebra**, TL_n , is defined to be the unital associative algebra over R with generators e_1, \dots, e_{n-1} , identity element 1_n , and relations

- (1) $e_i e_j e_i = e_i$ for $|i - j| = 1$,
- (2) $e_i e_j = e_j e_i$ for $|i - j| > 1$,
- (3) $e_i^2 = d e_i$.

L. H. Kauffman in [Kau], motivated by utilizing the Kauffman bracket, considered the Temperley-Lieb algebra over $R = \mathbb{Z}[A^{\pm 1}]$, where A is an indeterminate and $d = -A^2 - A^{-2}$. He then constructed a graphical interpretation using tangles.

We will consider an n -**tangle** to be a rectangular shaped disk with n marked boundary points on the left (input points) and n marked boundary points on the right (output points). Kauffman's graphical interpretation of the Temperley-Lieb algebra is obtained from the basis of crossingless tangles where the identity element corresponds to an n -tangle with n parallel arcs in which each i^{th} input point is connected to the i^{th} output point, and each e_i corresponds to an n -tangle that has one input and one output cap on the i^{th} and $i + 1^{\text{th}}$ position as illustrated in Figure 1. For simplicity we will label an arc by n to denote n parallel arcs as shown in Figure 1a.

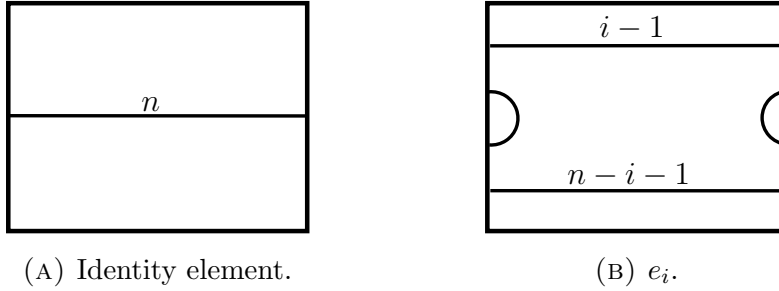


FIGURE 1. The graphical interpretation of TL_n .

Definition 2.2. The n -**tangle algebra** is an R -module with basis elements consisting of n -tangles where multiplication of two n -tangles is defined by identifying the right side of the first n -tangle to the left side of the second n -tangle while respecting the boundary points and by letting any resulting trivial curve be denoted by d , see Figure 2 for an illustrative example. Kauffman's diagrammatic interpretation of the Temperley-Lieb algebra, also known as the **diagrammatic algebra**, is a subalgebra of the n -tangle algebra. It is generated by tangles with no crossings where homotopically trivial curves are denoted by $d \in R$.

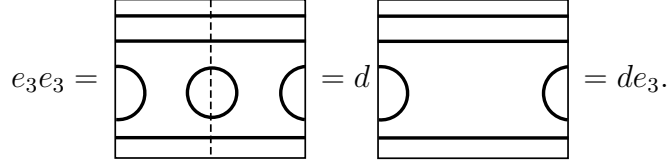


FIGURE 2. An illustration of multiplication.

Theorem 2.3. [Kau] *The diagrammatic algebra is isomorphic to TL_n and can be thought of as a diagrammatic interpretation of it.*

We will give Jones' constructive definition of the Jones-Wenzl idempotent by using the relative Kauffman bracket skein module (RKBSM) and the Artin braid group before introducing Wenzl's recursive formula. In doing so, we will first introduce the RKBSM and emphasize that the RKBSM of the twisted I -bundle of the Möbius band and the RKBSM of $Ann \times I$ are different modules even though the two manifolds are homeomorphic. This will give us motivation to study the Jones-Wenzl idempotent in the twisted I -bundle of the Möbius band. Furthermore, the corollaries and proposition in the last section will show that there are distinct differences when simple closed curves intersect the crosscap.

Definition 2.4. *Let M be an oriented 3-manifold and $\{x_i\}_{i=1}^{2n}$ be the set of $2n$ framed points on ∂M . Let $I = [-1, 1]$, and let $\mathcal{L}^{fr}(2n)$ be the set of all relative framed links (which consists of all framed links in M and all framed arcs, $I \times I$, where $I \times \partial I$ is connected to framed points on the boundary of M) up to ambient isotopy while keeping the boundary fixed in such a way that $L \cap \partial M = \{x_i\}_1^{2n}$. Let R be a commutative ring with unity, $A \in R$ be invertible, and let $S_{2,\infty}^{sub}(2n)$ be the submodule of $R\mathcal{L}^{fr}(2n)$ that is generated by the Kauffman bracket skein relations:*

- (i) $L_+ - AL_0 - A^{-1}L_\infty$, and
- (ii) $L \sqcup \bigcirc + (A^2 + A^{-2})L$,

where \bigcirc denotes the framed unknot and the skein triple (L_+, L_0, L_∞) denotes three framed links in M that are identical except in a small 3-ball in M where the difference is shown in Figure 3.

Then, the **relative Kauffman bracket skein module** (RKBSM) of M is the quotient:

$$\mathcal{S}_{2,\infty}(M, \{x_i\}_1^{2n}; R, A) = R\mathcal{L}^{fr}(2n) / S_{2,\infty}^{sub}(2n).$$

Theorem 2.5. [Prz] *Let F be a surface with $\partial F \neq \emptyset$. If F is orientable then let $M = F \times I$, otherwise let $M = F \hat{\times} I$. Let all $\{x_i\}_1^{2n}$ be marked*

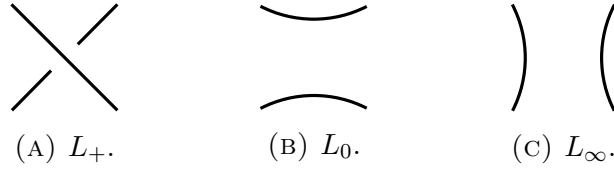


FIGURE 3. The skein triple.

points that lie on $\partial F \times \{0\}$. Then $\mathcal{S}_{2,\infty}(M, \{x_i\}_1^{2n}; R, A)$ is a free R -module whose basis is composed of relative links in F without trivial components. When $n = 0$, the empty link is also a generator.

J. H. Przytycki's corollary to Theorem 2.5 explicitly details the differences between the RKBSM of $\text{Ann} \times I$ and the RKBSM of $Mb \hat{\times} I$ even though both manifolds are homeomorphic to the solid torus.

Corollary 2.6. [Prz]

- (1) $\mathcal{S}_{2,\infty}(\text{Ann} \times I, \{x_i\}_1^{2n}; R, A)$ where $\{x_i\}_1^{2n}$ are located in the outer boundary component of the annulus is a free $R[x]$ -module with $D_n = \binom{2n}{n}$ basis elements, where x denotes the homotopically nontrivial curve in the annulus and $d = -A^2 - A^{-2}$ denotes the homotopically trivial curve in the annulus. The basis is the set of all crossingless connections in the annulus with no trivial components or boundary parallel curves.
- (2) $\mathcal{S}_{2,\infty}(Mb \hat{\times} I, \{x_i\}_1^{2n}; R, A)$ is a free R -module. The standard basis contains an infinite number of elements of the form bxz^i , bxz^i for $i \geq 0$, where x denotes the simple closed curve that intersects the Möbius band once, z denotes the boundary parallel curve of the Möbius band, and b is an element in the set of crossingless connections in the Möbius band with no trivial components or boundary parallel curves for which the arcs do not intersect the crosscap. The rest of the elements in the standard basis are from a finite number of crossingless connections consisting of a collection of $n - k$ arcs for $0 \leq k < n$ that non-trivially intersects the crosscap. Among the finite collection there are $\binom{2n}{k}$ crossingless connections that intersect the crosscap $n - k$ times.

Definition 2.7. The **Artin braid group** is defined by the following group presentation:

$$B_n = \langle \sigma_1, \dots, \sigma_{n-1}; \sigma_i \sigma_j = \sigma_j \sigma_i \text{ for } |i-j| > 1, \sigma_{i\pm 1} \sigma_i \sigma_{i\pm 1} = \sigma_i \sigma_{i\pm 1} \sigma_i \rangle.$$

The Artin braid group can be interpreted using n -tangles where elements of B_n are positive braids. More precisely, an element in B_n

can be represented as an n -tangle with positive crossings such that the boundary of each arc is attached to one input and one output point and when read from left to right each generator σ_i corresponds to the positive crossing of the i^{th} and $i + 1^{th}$ arcs. That is, the i^{th} generator element σ_i is a positive transposition of the i^{th} and $i + 1^{th}$ arcs.

Furthermore, there exists an epimorphism $p : B_n \rightarrow S_n$ from the Artin braid group to the permutation group that uniquely interprets a braid word. Let p be defined by sending generators of B_n , σ_i , to the transpositions in S_n ; $s_i = (i, i + 1)$ for $1 \leq i \leq n - 1$. For a permutation $\pi \in S_n$, let b_π denote the unique minimal positive braid word such that $p(b_\pi) = \pi$.

Definition 2.8. Let $\mathbb{Z}[A^{\pm 1}]$ denote the ring of Laurent polynomials in the variable A and $\mathbb{Q}(A)$ denote the field of rational functions in the variable A ; whose elements are functions of the form P/Q where $P, Q \in \mathbb{Z}[A^{\pm 1}]$. We define an **unnormalized A -symmetrizer**, $F_n \in \mathbb{Z}[A^{\pm 1}]B_n$, by the following

$$F_n = \sum_{\pi \in S_n} (A^3)^{|\pi|} b_\pi,$$

and the normalized symmetrizer, also known as the **A -symmetrizer** and denoted by $f_n \in \mathbb{Q}(A)B_n$, by the formula

$$f_n = \frac{1}{[n]_{A^4}!} F_n,$$

where $|\pi|$ denotes the minimal length of the permutation π written as elementary transposition generators, $[n]_{A^4} = 1 + A^4 + A^8 + \dots + A^{4(n-1)} = \frac{A^{4n} - 1}{A^4 - 1}$ and $[n]_{A^4}! = \prod_{i=1}^n [i]_{A^4}$.

F_n evaluated in $\mathcal{S}_{2,\infty}(D^2 \times I, \{x_i\}_1^{2n}; R, A)$ is an element in the Temperley-Lieb algebra and the normalization is chosen so that f_n is an idempotent element in TL_n . The most recognized name for this A -symmetrizer is the **Jones-Wenzl idempotent**. We will denote this element as a square with n strands entering and n strands exiting, as shown in Figure 4 and f_n will denote the Jones-Wenzl idempotent.

Wenzl's recursive formula uses the Chebyshev polynomial of the second kind.

Definition 2.9. The n^{th} **Chebyshev polynomial of the first kind** is defined recursively by the initial conditions $T_0(d) = 2$, $T_1(d) = d$ and Equation 2.1.

$$(2.1) \quad T_n(d) = dT_{n-1}(d) - T_{n-2}(d).$$

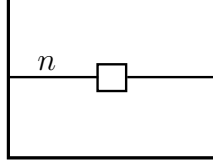


FIGURE 4. The Jones-Wenzl idempotent.

The n^{th} **Chebyshev polynomial of the second kind** is defined recursively by the initial conditions $S_0(d) = 1$, $S_1(d) = d$ and the same recursive relation as the first kind, $S_n(d) = dS_{n-1}(d) - S_{n-2}(d)$.

When we substitute $d = -A^2 - A^{-2}$, the Chebyshev polynomial of the first kind has the following closed formula

$$T_n(d) = (-1)^n (A^{2n} + A^{-2n}),$$

and the Chebyshev polynomial of the second kind has the following closed formula, denoted by Δ_n ,

$$\Delta_n = (-1)^n \frac{A^{2n+2} - A^{-2n-2}}{A^2 - A^{-2}} = (-1)^n A^{-2n} [n+1]_{A^4}.$$

Theorem 2.10. [Wen] A recursion formula for the n^{th} Jones-Wenzl idempotent, f_n , is described in Equation 2.2:

$$(2.2) \quad f_n = \begin{array}{|c|} \hline \\ \hline n-1 \\ \hline \end{array} \begin{array}{|c|} \hline \\ \hline \end{array} - \frac{\Delta_{n-2}}{\Delta_{n-1}} \begin{array}{|c|} \hline \\ \hline n-1 \end{array} \begin{array}{|c|} \hline \\ \hline n-2 \end{array} \begin{array}{|c|} \hline \\ \hline n-1 \end{array}.$$

The following lemma can be obtained from Wenzl's recursive formula as discussed in [Lic2] or from the constructive definition of the Jones-Wenzl idempotent as detailed in [PBIMW].

Lemma 2.11. [Lic2]

- (a) $(f_n - 1)$ is an element of the algebra generated by $\{e_i\}_{i=1}^{n-1}$.
- (b) $e_i f_n = f_n e_i = 0$ for $1 \leq i \leq n-1$.
- (c) $f_n f_n = f_n$.

A direct application of the next corollary will be given in Section 4.

Corollary 2.12. [Lic2] *Let $tr_1(f_n)$ be obtained from f_n by closing the top string in f_n (see Figure 5). Then*

$$tr_1(f_n) = \frac{\Delta_n}{\Delta_{n-1}} f_{n-1}.$$

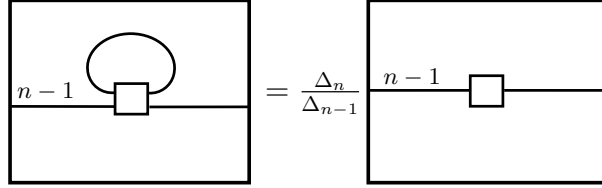


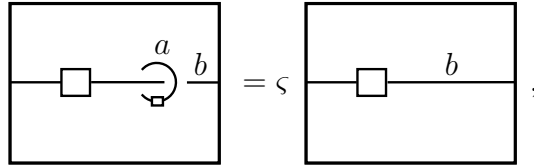
FIGURE 5. Illustration of $tr_1(f_n)$.

When defining the colored Jones polynomial, many authors tend to use the term “decorating a knot by the Chebyshev polynomial” when describing taking the trace of f_n along a framed knot. This is because the trace of f_n along the standard annulus $S^1 \times I$ where S^1 is the trivial knot is equal to the Chebyshev polynomial of the second kind as stated in the next corollary.

Corollary 2.13. [Lic2] *Let $S_n(z)$ denote the n^{th} Chebyshev polynomial of the second kind and z denote the homotopically non-trivial curve in the annulus. Then*

$$tr_{Ann}(f_n) = S_n(z).$$

Lemma 2.14. [Lic2]



$$\text{where } \varsigma = \frac{(-1)^a (A^{2(b+1)(a+1)} - A^{-2(b+1)(a+1)})}{A^{2(b+1)} - A^{-2(b+1)}}.$$

The following result is a well known corollary to Lemma 2.14, we will see similar corollaries in Section 4 for elements in the twisted I -bundle of the Möbius band.

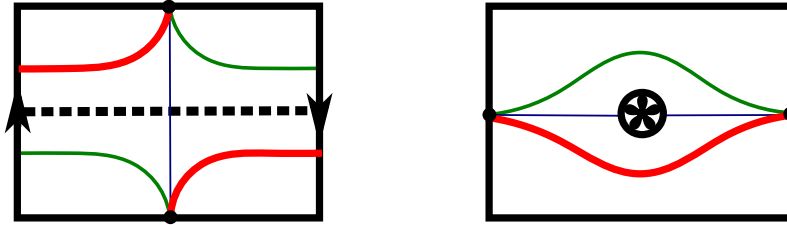
Corollary 2.15. [Lic2]

$$(2.3) \quad \bigcirc_m \bigcirc_k = (-A^{2(k+1)} - A^{-2(k+1)})^m \Delta_k = ((-1)^k T_{k+1})^m \Delta_k,$$

where $d = -A^2 - A^{-2}$ and $T_n(d) = (-1)^n (A^{2n} + A^{-2n})$ is the n^{th} Chebyshev polynomial of the first kind.

3. CROSSINGLESS CONNECTION IN THE MÖBIUS BAND

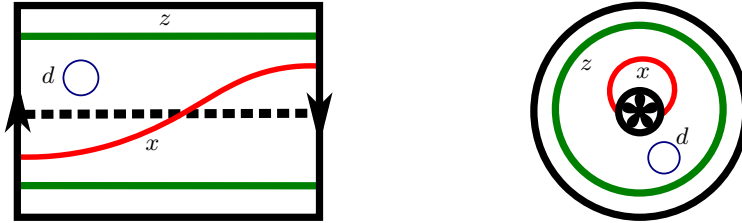
Throughout this paper we will use the crosscap model of the Möbius band where the boundary will be given in a rectangular form when marked points are included, as shown in Figure 6b, otherwise it will be displayed as a smooth circle as shown in Figure 7b. The three homotopically distinct arcs fixed on the boundary of the Möbius band are given in Figure 6. In order to relate the arcs from the first and second model, a convention was chosen on the two distinct arcs fixed on the boundary that do not intersect the crosscap.



(A) Formed from $[0, 1] \times [0, 1]$ by identifying $\{0\} \times [0, 1]$ with $\{1\} \times [0, 1]$ as shown by the arrows.

(B) Consists of a crosscap and highlights the boundary of the Möbius band.

FIGURE 6. Two models of the Möbius band with 3 homotopically distinct arcs fixed on the boundary.



(A) First model.

(B) Second model.

FIGURE 7. Two models of the Möbius band with 3 homotopically distinct simple closed curves in Möbius band denoted by d , x , and z , respectively.

Figure 7 pictorially describes the three homotopically distinct simple closed curves in the Möbius band. If a simple closed curve intersects the crosscap more than once then the number of intersection points can be reduced by two at a time. The following example will illustrate the process of removing two intersection points from the crosscap. Similar

moves can be applied to arcs attached to the boundary that intersect the crosscap more than once.

Example 3.1. *We will illustrate, in the first model then the second model, the removal of two intersection points of the crosscap from a simple closed curve. In the two examples, the curve will be multicolored in order to show which portion of the curve passes through the crosscap.*

Suppose we have a simple closed curve that is homotopically trivial and intersects the crosscap twice then, as shown in Equation 3.1, we may use a sequence of isotopy moves to remove the two intersection points.

$$(3.1) \quad \begin{array}{|c|} \hline \text{Diagram 1} \\ \hline \end{array} \sim \begin{array}{|c|} \hline \text{Diagram 2} \\ \hline \end{array} \sim \begin{array}{|c|} \hline \text{Diagram 3} \\ \hline \end{array}.$$

In Equation 3.2, we will illustrate the removal of the same intersection points presented in the second model.

$$(3.2) \quad \begin{array}{|c|} \hline \text{Diagram 1} \\ \hline \end{array} \sim \begin{array}{|c|} \hline \text{Diagram 2} \\ \hline \end{array}.$$

Now, suppose we have a homotopically non-trivial curve that intersects the crosscap twice, for example the curve illustrated in Equation 3.3. Then, we may remove the two intersection points by using one isotopy move as given below.

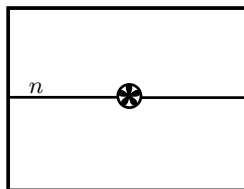
$$(3.3) \quad \begin{array}{|c|} \hline \text{Diagram 1} \\ \hline \end{array} \sim \begin{array}{|c|} \hline \text{Diagram 2} \\ \hline \end{array}.$$

Equation 3.4 gives an illustration of this move in the second model.

$$(3.4) \quad \begin{array}{|c|} \hline \text{Diagram 1} \\ \hline \end{array} \sim \begin{array}{|c|} \hline \text{Diagram 2} \\ \hline \end{array}.$$

4. JONES-WENZL IDEMPOTENTS IN THE MÖBIUS BAND

In this section we will introduce various properties associated to the Jones-Wenzl idempotents in the twisted I -bundle of the Möbius band.



Lemma 4.1. *Let $(Mb_n)_k$ denote the set of elements of Mb_n that intersect the crosscap k times, and let 1_{Mb_n} denote the unique element in Mb_n that intersect the crosscap n times, then*

$$1_{Mb_n} e_i = e_{n-i} 1_{Mb_n} \in (Mb_n)_{n-2}.$$

Proof. This is a direct result from the antipodal property of the cross-cap that is explained in Section 3 and illustrated in Equations 4.1 and 4.2.

$$(4.1) \quad 1_{Mb_n} e_i = \begin{array}{|c|} \hline \begin{array}{cc} n-i-1 & i-1 \\ \text{\scriptsize \circ} & \end{array} \\ \hline \end{array} = \begin{array}{|c|} \hline \begin{array}{cc} n-i-1 & i-1 \\ \text{\scriptsize \times} & \end{array} \\ \hline \end{array} \in (Mb_n)_{n-2}.$$

$$(4.2) \quad e_{n-i} 1_{Mb_n} = \begin{array}{|c|} \hline \begin{array}{c} n-i-1 \quad i-1 \\ \text{Diagram 1} \\ i-1 \quad n-i-1 \end{array} \\ \hline \end{array} = \begin{array}{|c|} \hline \begin{array}{c} n-i-1 \quad i-1 \\ \text{Diagram 2} \\ i-1 \quad n-i-1 \end{array} \\ \hline \end{array} \in (Mb_n)_{n-2}.$$

□

Corollary 4.2. *Sliding f_n through the crosscap is achieved by the following equations.*

(4.3)

The diagrammatic equation (4.3) shows two diagrams separated by an equals sign. Both diagrams are enclosed in a rectangular box and feature two horizontal lines. In the left diagram, the top line contains a square labeled 'n' followed by a crossing, and the bottom line contains a crossing followed by a square labeled 'n'. In the right diagram, the top line contains a crossing followed by a square labeled 'n', and the bottom line contains a square labeled 'n' followed by a crossing.

$$(4.4) \quad =$$

Proof. By Lemma 2.11(a) and Lemma 4.1, all of the e_i 's coming from the left f_n from left hand side of Equation 4.3 can be pulled through the crosscap. Furthermore, for each e_i this action results in a turn back on the second f_n . Therefore, we obtain our desired result after applying Lemma 2.11(b). Equation 4.4 is obtained similarly. \square

We will now present the three direct corollaries to Lemma 2.14 that are obtained from closing f_b through the crosscap.

Corollary 4.3.

$$\left(\text{Diagram: a circle containing a crosscap with a curve labeled } n \text{ winding around it} \right) = \frac{x}{\Delta_1} (-1)^n T_{n+1}(d) \Delta_n,$$

where $T_k(d) = (-1)^k (A^{2k} + A^{-2k})$ is the k^{th} Chebyshev polynomial of the first kind.

Proof. Let $a = n$ and $b = 1$ in Lemma 2.14. Then by closing f_b through the crosscap we have

$$\left(\text{Diagram: a circle containing a crosscap with a curve winding around it} \right) = \frac{(-1)^n (A^{4(n+1)} - A^{-4(n+1)})}{A^4 - A^{-4}} \left(\text{Diagram: a circle containing a crosscap with a curve winding around it} \right).$$

After simplification we have our desired result, where x denotes the simple closed curve that intersects the crosscap once. \square

Corollary 4.4.

$$\left(\text{Diagram: a circle containing a crosscap with a curve labeled } n \text{ and } m \text{ winding around it} \right) = \frac{(-1)^n (A^{2(n+1)(m+1)} - A^{-2(n+1)(m+1)})}{A^{2(n+1)} - A^{-2(n+1)}} \left(\text{Diagram: a circle containing a crosscap with a curve labeled } m \text{ winding around it} \right).$$

Proof. This is obtained from directly applying Lemma 2.14 where $a = n$, $b = m$, and f_b is closed through the crosscap. \square

Corollary 4.5.

$$\begin{array}{c} \text{Diagram 1: A circle containing a central crosscap. A strand labeled } n \text{ enters from the bottom left and forms a loop around the crosscap. } m \text{ additional strands enter from the top and form loops around the crosscap.} \\ = ((-1)^n T_{n+1}(d))^m \text{ } \end{array} \begin{array}{c} \text{Diagram 2: A circle containing a central crosscap. A strand labeled } n \text{ enters from the bottom left and forms a loop around the crosscap. } m-1 \text{ additional strands enter from the top and form loops around the crosscap.} \end{array} .$$

Proof. We may remove one of the m meridional curves by applying Lemma 2.14 where $a = 1$ and $b = n$ and closing f_b through the crosscap. After simplification we have

$$\begin{array}{c} \text{Diagram 1: A circle containing a central crosscap. A strand labeled } n \text{ enters from the bottom left and forms a loop around the crosscap. } m \text{ additional strands enter from the top and form loops around the crosscap.} \\ = ((-1)^n T_{n+1}(d)) \text{ } \end{array} \begin{array}{c} \text{Diagram 2: A circle containing a central crosscap. A strand labeled } n \text{ enters from the bottom left and forms a loop around the crosscap. } m-1 \text{ additional strands enter from the top and form loops around the crosscap.} \end{array} .$$

We obtain our desired result after repeating this argument $m - 1$ more times. \square

The following corollary is obtained from Corollary 2.13 by gluing a crosscap to the inner boundary of the annulus.

Corollary 4.6. *Let z denote the homotopically non-trivial curve in the Möbius band that does not intersect the crosscap, then*

$$\begin{array}{c} \text{Diagram: An annulus with a central crosscap. A strand labeled } n \text{ enters from the bottom and forms a loop around the crosscap.} \\ = S_n(z). \end{array}$$

Corollary 4.7.

$$\begin{array}{c} \text{Diagram 1: A circle containing a central crosscap. A strand labeled } n \text{ enters from the bottom left and forms a loop around the crosscap. } m \text{ additional strands enter from the top and form loops around the crosscap.} \\ = \frac{\Delta_{m+n}}{\Delta_n} \text{ } \end{array} \begin{array}{c} \text{Diagram 2: A circle containing a central crosscap. A strand labeled } n \text{ enters from the bottom left and forms a loop around the crosscap. } m \text{ additional strands enter from the top and form loops around the crosscap.} \end{array} .$$

Proof. Apply Corollary 2.12 m times when closing n strands from f_{n+m} through the crosscap then closing the rest away from the crosscap. \square

Let $tr_{Mb_1}(f_n)$ be obtained from closing one arc from f_n through the crosscap and closing the rest of the arcs in such a way that it surrounds the crosscap, as shown in Figure 9. Then Lemma 2.12 can no longer

be directly applied. Instead we start with applying Wenzl's recursion formula, Theorem 2.2, to obtain a recursive formula for $tr_{Mb_1}(f_n)$.

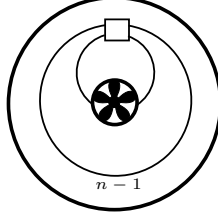
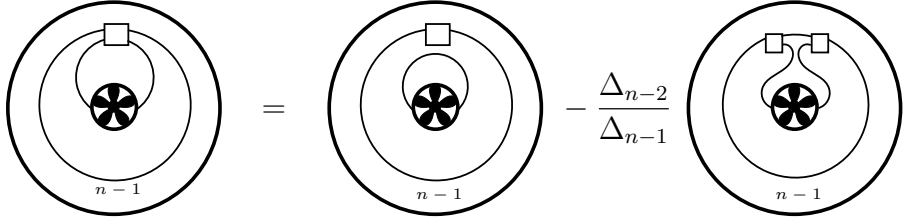


FIGURE 9. Illustration of $tr_{Mb_1}(f_n)$.

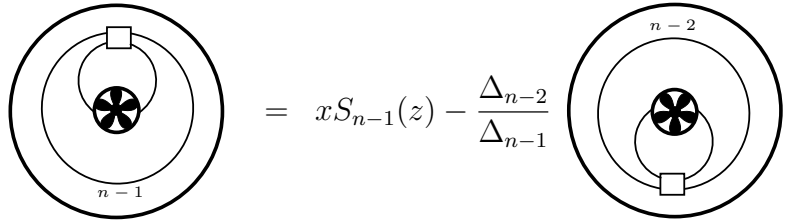
Lemma 4.8.

$$tr_{Mb_1}(f_n) = xS_{n-1}(z) - \frac{\Delta_{n-2}}{\Delta_{n-1}} tr_{Mb_1}(f_{n-1}).$$

Proof. By applying Wenzl's formula to the x -curve we have the following recursive formula.



By Corollary 4.6 and Lemma 2.11(c),

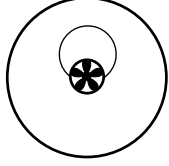


□

Proposition 4.9.

$$tr_{Mb_1}(f_n) = \frac{x}{\Delta_{n-1}} \sum_{k=0}^{n-1} (-1)^{n-1+k} S_k(z) \Delta_k.$$

Proof. The base case is trivial,

$$tr_{Mb_1}(f_1) = \text{diagram} = x.$$


Suppose $tr_{Mb_1}(f_{n-1}) = \frac{x}{\Delta_{n-2}} \sum_{k=0}^{n-2} (-1)^{n-2+k} S_k(z) \Delta_k$. Then by Lemma 4.8,

$$\begin{aligned} tr_{Mb_1}(f_n) &= xS_{n-1}(z) - \frac{\Delta_{n-2}}{\Delta_{n-1}} tr_{Mb_1}(f_{n-1}) \\ &= xS_{n-1}(z) - \frac{x}{\Delta_{n-1}} \sum_{k=0}^{n-2} (-1)^{n-2+k} S_k(z) \Delta_k \\ &= \frac{x}{\Delta_{n-1}} S_{n-1}(z) \Delta_{n-1} + \frac{x}{\Delta_{n-1}} \sum_{k=0}^{n-2} (-1)^{n-1+k} S_k(z) \Delta_k. \end{aligned}$$

□

REFERENCES

- [BIMP] R. P. Bakshi, D. Ibarra, S. Mukherjee, J. H. Przytycki, A generalization of the Gram determinant of type A, *Topology Appl.* 295 (2021), Paper No. 107663, 15 pp. e-print: arXiv:1905.07834 [math.GT].
- [Bax] R. J. Baxter, Exactly solved models in statistical mechanics. *Academic Press, Inc.*, London (1982).
- [Cai] X. Cai, A Gram determinant of Lickorish's bilinear form. *Math. Proc. Cambridge Philos. Soc.* 151 (2011), no. 1, 83–94. arXiv:1006.1297v3 [math.GT].
- [Jon] V. F. R. Jones, Index for subfactors. *Invent. Math.* 72, 1983, 1–25.
- [Kau] L. H. Kauffman, An invariant of regular isotopy. *Trans. Amer. Math. Soc.* 318 (1990), no. 2, 417–471.
- [Le] T. T. Q. Lê, The colored Jones polynomial and the A-polynomial of knots. *Adv. Math.* 207 (2006), no. 2, 782–804. arXiv:math/0407521 [math.GT].
- [Lic1] W. B. R. Lickorish, Invariants for 3-manifolds from the combinatorics of the Jones polynomial, *Pacific Journ. Math.*, 149(2), 1991, 337–347.
- [Lic2] W. B. R. Lickorish, An introduction to knot theory. *Graduate Texts in Mathematics*, 175. Springer-Verlag, New York, 1997.
- [Prz] J. H. Przytycki, Fundamentals of Kauffman bracket skein modules. *Kobe Math. J.*, 16(1), 1999, 45–66. arXiv:math/9809113 [math.GT].
- [PBIMW] J. H. Przytycki, R. P. Bakshi, D. Ibarra, G. Montoya-Vega, D. E. Weeks, Lectures on Knot Theory: An Exploration of Contemporary Topics, *Springer Universitext* (to appear).
- [TL] H. Temperley and E. Lieb, Relations Between the ‘Percolation’ and ‘Colouring’ Problem and Other Graph-Theoretic Problems Associated

- with Regular Plane Lattices: Some Exact Results for the ‘Percolation’ Problem, *Proceeds of the Royal Society of London* 322 (1971), 251 - 280.
- [TV] V. G. Turaev, O. Ya. Viro, State sum invariants of 3-manifolds and quantum 6j-symbols. *Topology* 31 (1992), no. 4, 865–902.
- [Wen] H. Wenzl, On sequences of projections, *C.R. Math. Rep. Acad. Sci.*, IX, 1987, 5-9.

SCHOOL OF MATHEMATICS, 9 RAINFOREST WALK, FLOOR 4, MONASH UNIVERSITY, VIC 3800, AUSTRALIA

Email address: `dionne.ibarra@monash.edu`