

Face Attribute Editing with Disentangled Latent Vectors

Yusuf Dalva, Hamza Pehlivan, Oyku Irmak Hatipoglu, Cansu Moran, and Aysegul Dundar

Abstract—We propose an image-to-image translation framework for facial attribute editing with disentangled interpretable latent directions. Facial attribute editing task faces the challenges of targeted attribute editing with controllable strength and disentanglement in the representations of attributes to preserve the other attributes during edits. For this goal, inspired by the latent space factorization works of fixed pretrained GANs, we design the attribute editing by latent space factorization, and for each attribute, we learn a linear direction that is orthogonal to the others. We train these directions with orthogonality constraints and disentanglement losses. To project images to semantically organized latent spaces, we set an encoder-decoder architecture with attention-based skip connections. We extensively compare with previous image translation algorithms and editing with pretrained GAN works. Our extensive experiments show that our method significantly improves over the state-of-the-arts. Project page: <https://yusufdalva.github.io/vecgan>

Index Terms—Image translation, generative adversarial networks, latent space manipulation, face attribute editing.



1 INTRODUCTION

Facial attribute editing task has been a popular topic among the image translation tasks, and significant improvements have been achieved with generative adversarial networks (GANs) [4], [5], [20], [26], [36], [40]. Facial attribute editing is one of the most challenging translation tasks because only one attribute of a face is expected to be modified without affecting other attributes, whereas humans are very good at detecting if a person’s identity or any other attributes of the face change.

There are two main directions proposed for facial attribute editing, 1- end-to-end trained image translation networks and 2- latent manipulation of pretrained GAN networks. For the first one, different image translation architectures are proposed with usually two networks, one for encoding style and the other for image editing with modified styles are injected into [4], [20]. A style, an attribute, is usually encoded from another image or sampled from a distribution. The attributes both in the encoding and editing phases need to be disentangled. To achieve such disentanglement, works focus on style encoding and progress from a shared style code, SDIT [33], to mixed style codes, StarGANv2 [4], to hierarchical disentangled styles, HiSD [20]. Among these works, HiSD independently learns styles of each attribute, bangs, hair color, and eyeglasses, and introduces a local translator which uses attention masks to avoid global manipulations. HiSD showcases successes on those three local attribute editing tasks and is not tested for global attribute editing, e.g., age, smile. Furthermore, one limitation of these works is the uninterruptible style codes, as one cannot control the intensity of attributes (e.g., blondness) in a straightforward manner.

The second class of methods builds on well-trained generative models, specifically StyleGAN2 models [17], which

organize their latent space as disentangled representations with meaningful directions in a completely unsupervised way. This approach has two steps; in the first step, an input image is embedded into the generative model’s latent space via additional training of an encoder or latent optimization. In the second step, the embedded latent code is modified based on the discovered directions such that when the edited code is decoded, an attribute is edited in the input image. Embedding images in GAN’s space and exploring interpretable directions in latent codes have emerged as important research endeavors on the fixed pretrained GANs [9], [27], [28], [30], [35]. We refer to these models as *StyleGAN inversion-based methods* throughout the manuscript. However, these models are not trained end-to-end. Therefore, there is no guarantee that the encoded image lies in the natural GAN space, which results in the codes with limited editability. When encoders are forced to encode images into GAN’s natural latent distribution, the results suffer from the lack of faithful reconstruction. Additionally, since the model is not trained for this task, there is no guarantee that interesting attributes would be disentangled (e.g. eyeglasses versus age).

To overcome the challenges of facial attribute editing task, our previous conference work proposed an image-to-image translation framework with interpretable latent directions, VecGAN [5]. The attribute editing directions of VecGAN were learned in the latent space and regularized to be orthogonal to each other for style disentanglement. With this setup, VecGAN also provided a knob for the controllable strength of the change, a scalar value. In this work, we improve upon VecGAN [5] with a novel disentanglement loss and architectural changes.

This manuscript extends its conference version [5] with the following additions:

• Y. Dalva, H. Pehlivan, I. Hatipoglu, C. Moran, and A. Dundar are with the Department of Computer Science, Bilkent University, Ankara, Turkey.

- We introduce a disentanglement loss which stabilizes the training and improves the results as explained in Section 3.5.




Fig. 1: VecGAN++ image translation results.

- We augment our generator with attention-based skip connections. This way, the network can pass only selected information to the decoder. The module is explained in Section 3.3. We refer to our final model with updated architecture and loss objective as VecGAN++. Example translation results of VecGAN++ are given in Fig. 1.
- We compare our method with several state-of-the-art image translation methods, especially with popular pretrained GAN-based models. We provide results with an extensive number of metrics for quality, attribute edit accuracy, identity, and background preservation (Section 4.2). Our results show the effectiveness of our framework with significant improvements over state-of-the-art as provided in Section 4.3.
- We provide a comprehensive analysis of our results in Section 5. We report metrics as the strength of editing increases for our and competing methods. We also analyze the projected style codes and show that they can classify the targeted attributes of images, e.g. hair color, smile.

2 RELATED WORK

Image to Image Translation. Image-to-image translation algorithms aim at preserving a given content from the input image while changing targeted attributes. They find a wide range of applications from translating semantic maps into RGB images [6], [21], [32], RGB images to portrait drawings [38] and very popularly to editing faces [2], [4], [7], [11], [20], [26], [34], [36], [40]. These algorithms set an encoder-decoder architecture and train the models with reconstruction and GAN losses [8]. When the translation is designed in a unimodal setting, images are processed with an encoder and decoder to output translated images from one domain to the other [23], [32]. The shortcoming of such a setup is that a single input image may correspond to multiple possible outputs, which makes the translation problem ambiguous. Because of that, multi-modal image translation models are

proposed in which style is encoded separately from another image or sampled from a distribution [4], [13]. The generator, decoder, receives style and content information. This information is either concatenated channel-wise [41], or combined with a mask [20] or fed separately to the decoder while content goes through the convolutional layers, style goes through instance normalization blocks [13], [42]. These works use two encoders, one is to extract style, and one is to encode content [20], [37]. However, in many cases, it is not clear what the content is and what the style is. Usually, style is referred to the domain attributes one wants to change, and the content is the rest of the attributes, which is an ambiguous problem definition. In our work, we design the attribute as a learnable linear direction in the latent space, and we do not employ separate style and content encoders. Instead, we use a single encoder, resulting in a more intuitive framework.

Editing with pretrained GANs (StyleGAN inversion-based models). Facial attribute editing is also shown to be possible with pretrained GANs. State-of-the-art GAN models organize their latent space with interpretable directions [16], [17], [39] such that moving along the direction only changes one attribute of the image. These directions are explored in supervised [27], and unsupervised ways [9], [28], [30], [35], and many directions are found for face editing, e.g. directions that change the smile, pose, age attributes are found, to name a few. To edit a facial attribute of an input image, one needs to project the image to a latent code in GANs' latent space [1] such that the generator reconstructs the input image from the latent code. There have been various architectures [3], [31] and objectives proposed to project an image to GAN's embedding. However, they suffer from reconstruction-editability trade-off [29]. That is if the image is faithfully reconstructed, it may not lie in the true distribution of GANs latent space, and therefore, the directions do not work as expected, which prevents editing the image. On the other hand, if the projection is close to the true distribution, then the reconstruction is poor. We

also show this behavior in the Results section 4.3 when comparing our method with state-of-the-art editing with pretrained GANs methods.

Even though these methods are not as successful as the image translation methods, it is still quite remarkable when the generative network is only taught to synthesize realistic images, it organizes the use of latent space such that linear shifts on them change a specific attribute. Inspired by these findings, our image-to-image translation framework is designed similarly such that a linear shift in the encoded features is expected to change a single attribute of an image. Unlike previous works, our framework is trained end-to-end for translation task, allowing reference-guided attribute manipulation via projection, and does not suffer from reconstruction-editability trade-off.

3 METHOD

In this section, we provide an overview of the generator architecture and the training set-up. We follow the hierarchical labels defined by [20]. For a single image, its attribute for tag $i \in \{1, 2, \dots, N\}$ can be defined as $j \in \{1, 2, \dots, M_i\}$, where N is the number of tags and M_i is the number of attributes for tag i . For example, i can be the tag of hair color, and attribute j can take the value of black, brown, or blonde.

Our framework has two main objectives. As the main task, we aim to be able to perform the image-to-image translation task in a feature (tag) specific manner. While performing this translation, as the second objective, we also want to obtain an interpretable feature space that allows us to perform tag-specific feature interpolation.

3.1 Generator Architecture

For the image-to-image translation task, we set an encoder-decoder based architecture and latent space translation in the middle as given in Fig. 2. We perform the translation in the encoded latent space, e , which is obtained by $e = E(x)$ where E refers to the encoder. The encoded features go through a transformation T which is discussed in the next section. The transformed features are then decoded by G to reconstruct the translated images. The image generation pipeline following feature encoding is described in Eq. 1.

$$\begin{aligned} e' &= T(e, \alpha, i) \\ x' &= G(e') \end{aligned} \quad (1)$$

Previous image-to-image translation networks [4], [20], [37] set a shallow encoder-decoder architecture to translate an image while preserving the content and a separate deep network for style encoding. In most cases, the style encoder includes separate branches for each tag. The shallow architecture used to translate images prevents the model from making drastic changes in the images, which helps preserving the person’s identity. Our framework is different as we do not employ a separate style encoder and instead have a deep encoder-decoder architecture for translation. That is because to be able to organize the latent space in an interpretable way, our framework requires a full understanding of the image and, therefore, a larger receptive field which results in a deeper network architecture. A deep architecture with decreasing size of feature size, on the

other hand, faces the challenges of reconstructing all the fine details from the input image.

With the motivation of helping the network to preserve tag-independent features such as the fine details from the background, we use attention-based skip connections between our encoder and decoder as described in Section 3.3.

The architectural details of the encoder and decoder are as follows: For the encoder, following a 1×1 convolution, we use 8 successive blocks that perform downsampling, which reduces feature map dimensions to 1×1 . In our decoder, we have an architecture symmetric to the encoder, which is composed of 8 successive upsampling blocks. Except for the last downsampling block and the first upsampling block, we use instance normalization denoted as (+IN). The channels increase as $\{32, 64, 128, 256, 512, 512, 512, 1024, 2048\}$ (for output resolution 256×256) in the encoder and decrease in a symmetric way in the decoder. Each DownBlock and UpBlock has a residual block with 3×3 convolutional filters followed by a downsampling and upsampling layer, respectively. For downsampling, we use average pooling; for upsampling, we use nearest-neighbor. We use the LeakyReLU activation layer (with slope 0.2) and instance normalization layer in each convolutional module.

3.2 Translation Module

To achieve a style transformation, we perform the tag-based feature manipulation in a linear fashion in the latent space. First, we set a feature direction matrix A , which contains learnable feature directions for each tag. In our formulation, A_i denotes the learned feature direction for tag i . The direction matrix A is randomly initialized and learned during training.

Our translation module is formulated in Eq. 2, which adds the desired shift on top of the encoded features e similar to [30].

$$T(e, \alpha, i) = e + \alpha \times A_i \quad (2)$$

We compute the shift by subtracting the target style from the source style as given in Eq 3.

$$\alpha = \alpha_t - \alpha_s \quad (3)$$

Since the attributes are designed as linear steps in the learnable directions, we find the style shift by subtracting the target attribute scale from the source attribute scale. This way, the same target attribute α_t can have the same impact on the translated images no matter what the attributes were of the original images. For example, if our target scale corresponds to brown hair, the source scale can be coming from an image with blonde or black hair, but since we take a step for the difference of the scales, they can both be translated to an image with the same shade of brown hair.

There are two alternative pathways to extract the target shifting scale for feature (tag) i , α_t . The first pathway, named the latent-guided path, samples a $z \in \mathcal{U}[0, 1)$ and applies a linear transformation $\alpha_t = w_{i,j} \cdot z + b_{i,j}$, where α_t denotes sampled shifting scale for tag i and attribute j . We learn linear transformation parameters $w_{i,j}$ and $b_{i,j}$ in training time. Here tag i can be hair color, and attribute j can be

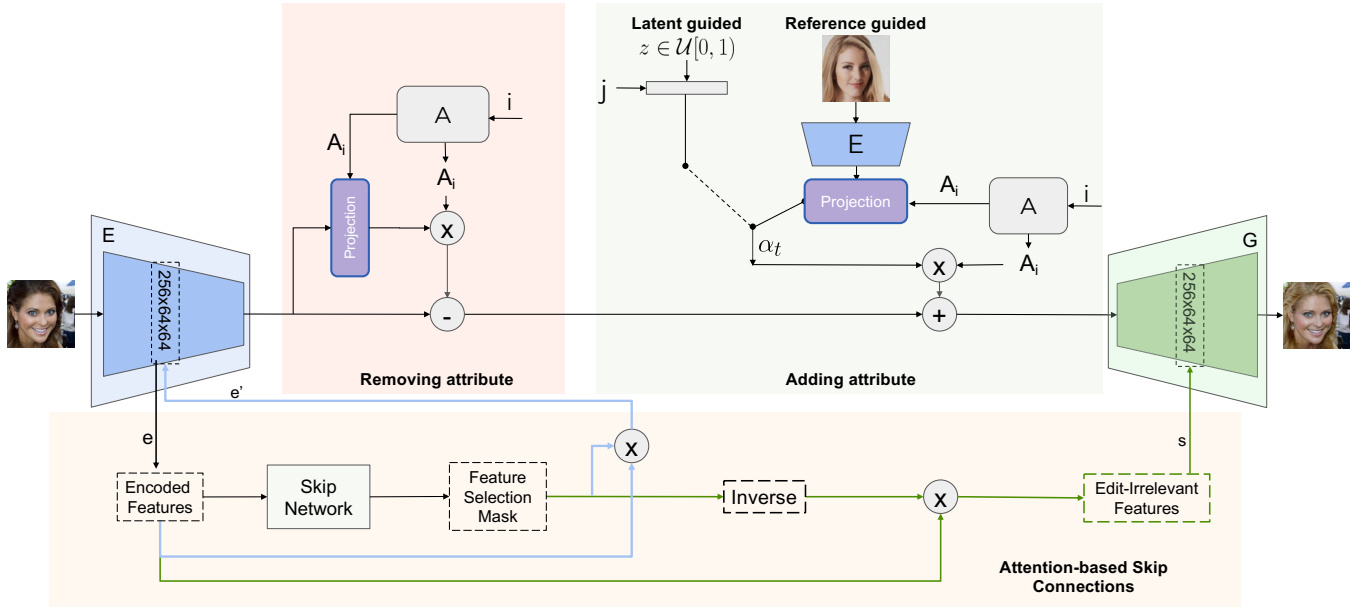


Fig. 2: Our translator is built on the idea of interpretable latent directions. We encode images with an Encoder to a latent representation from which we change a selected tag (i), e.g. hair color with a learnable direction A_i and a scale α . To calculate the scale, we subtract the target style scale from the source style. This operation corresponds to removing an attribute and adding an attribute. To remove the image’s attribute, the source style is encoded and projected from the source image. To add the target attribute, the target style scale is sampled from a distribution mapped for the given attribute (j), e.g. black, blonde, or encoded and projected from a reference image.

blonde, brown, or back hair. We learn a different transformation module for each attribute, denoted as $M_{i,j}(z)$. Since we learn a single direction for every tag, e.g. hair color, this transformation module can put the initially sampled z ’s into the correct scale in the linear line based on the target hair color attribute. As the other alternative pathway, we encode the scalar value α_t in a reference-guided manner. We extract α_t for tag i from a provided reference image by first encoding it into the latent space, e_r , and projecting e_r via by A_i as given in Eq. 4.

$$\alpha_t = P(e_r, A_i) = \frac{e_r \cdot A_i}{\|A_i\|} \quad (4)$$

In the reference guidance set-up, we do not use the information of attribute j , since it is encoded by the tag i features of the image.

The source scale, α_s , is obtained in the same way we obtain α_t from the reference image. We perform the projection for the corresponding tag we want to manipulate, i , by $P(e, A_i)$. We formulate our framework with the intuition that the scale controls the amount of features to be added. Therefore, especially when the attribute is copied over from a reference image, the amount of features that will be added will be different based on the source image. For this reason, we find the amount of shift by subtraction as given in Eq. 3. Our framework is intuitive and relies on a single encoder-decoder architecture.

3.3 Attention-based Skip Connections

To separate encoded features into two branches based on feature relevancy for edits, we include a skip network S in our architecture. This network S includes three consecutive

convolutional layers that apply 1×1 convolutions where input and output channels are set as 256. These convolutional layers are followed by LeakyReLU activations (with a slope of 0.2), and a sigmoid activation function follows the last one to mask features.

While encoding our input, we compute this attention mask using the encoded features e where feature dimensions are $256 \times 64 \times 64$. Using this mask, we compute two feature tensors, e' and s , which correspond to edit-relevant and edit-irrelevant features, respectively. We provide the equation for our attention mechanism in equations 5 and 6.

$$e' = S(e) * e \quad (5)$$

$$s = (1 - S(e)) * e \quad (6)$$

Following this feature filtering step, we encode the embedding representing image features at the highest level using e' . In our decoding step, we combine edit-irrelevant features s with decoded features with a summation of 64×64 features. This enables our encoder to focus on face-relevant features used in our edits and separate features encoding texture details. The attention mechanism in the full pipeline is provided in Fig. 2.

3.4 Training pathways

We train our network using two different paths by modifying the translation paths defined by [20]. For each iteration to optimize our model, we sample a tag i for shift direction, a source attribute j as the current attribute, and a target attribute \hat{j} .

Non-translation path. To ensure that the encoder-decoder structure preserves the images’ details, we reconstruct the input image without applying any style shifts. The resulting image is denoted as x_n as given in Eq. 7.

$$x_n = G(E(x)) \quad (7)$$

Cycle-translation path. We apply a cyclic translation to ensure we get a reversible translation from a latent guided scale. In this path, we first apply a style shift by sampling $z \in \mathcal{U}[0, 1)$ and obtaining target α_t with $M_{i,\hat{j}}(z)$ for target attribute \hat{j} . The translation uses α that is obtained by subtracting α_t from the source style. The decoder generates an image, x_t , as given in Eq. 8 where e is encoded features from input image x , $e = E(x)$.

$$x_t = G(T(e, M_{i,\hat{j}}(z) - P(e, i), i)) \quad (8)$$

Then by using the original image, x , as a reference image, we aim to reconstruct the original image by translating x_t . Overall, this path attempts to reverse a latent-guided style shift with a reference-guided shift. The second translation is given in Eq. 9 where $e_t = E(x_t)$.

$$x_c = G(T(e_t, P(e, i) - P(e_t, i), i)) \quad (9)$$

In our learning objectives, we use x_n and x_c for reconstruction and x_t and x_c for adversarial losses, and $M_{i,\hat{j}}(z)$ for the shift reconstruction loss. Details about the learning objectives are given in the next section.

3.5 Learning objectives

Given an input image $x_{i,j} \in \mathcal{X}_{i,j}$, where i is the tag to manipulate and j is the current attribute of the image, we optimize our model with the following objectives. In our equations, $x_{i,j}$ is shown as x .

Adversarial Objective. We learn a discriminator employing an architecture with decreasing resolution and increasing channel size. Like the generator, we build our discriminator with channel sizes of $\{32, 64, 128, 256, 512, 512, 1024, 2048\}$, reducing the feature map dimensions to 1×1 . We concatenate the extracted style α_t from the input image to this latent code and apply a 1×1 convolution. This final convolution is specific to each tag-attribute pair so that the model can use this information.

During training, our generator performs a style shift either in a latent-guided or a reference-guided way, resulting in a translated image. In our adversarial loss, we receive feedback from the two steps of the cycle-translation path. As the first component of the adversarial loss, we feed a real image x with tag i and attribute j to the discriminator as the real example. To give adversarial feedback to the latent-guided path, we use the intermediate image generated in the cycle-translation path, x_t . Finally, to provide adversarial feedback to the reference-guided path, we use the final outcome of the cycle-translation path x_c . Only x acts as a real image; both x_t and x_c are translated images and are treated as fake images with different attributes. The discriminator aims to classify whether an image is real or fake, given its tag and attribute. The objective is given in Eq. 10.

$$\mathcal{L}_{adv} = 2\log(D_{i,j}(x)) + \log(1 - D_{i,\hat{j}}(x_t)) + \log(1 - D_{i,j}(x_c)) \quad (10)$$

Shift Reconstruction Objective. As the cycle-consistency loss performs reference-guided generation followed by latent-guided generation, we utilize a loss function to make these two methods consistent with each other [13], [18], [19], [20]. Specifically, we would like to obtain the same target scale, α_t , both from the mapping and the encoded reference image generated by the mapped α_t . The loss function is given in Eq. 11.

$$\mathcal{L}_{shift} = \|M_{i,j}(z) - P(e_t, i)\|_1 \quad (11)$$

Those parameters, $M_{i,j}(z)$ and $P(e_t, i)$, are calculated for the cycle-translation path as given in Eq. 8 and 9.

Image Reconstruction Objective. In all of our training paths, the purpose is to be able to re-generate the original image again. To supervise this desired behavior, we use L_1 loss for reconstruction loss. In our formulation, x_n and x_c are outputs of the non-translation and cycle-translation paths, respectively. Formulation of this objective is provided in Eq. 12.

$$\mathcal{L}_{rec} = \|x_n - x\|_1 + \|x_c - x\|_1 \quad (12)$$

Orthogonality Objective. To encourage the orthogonality between directions, we use soft orthogonality regularization based on the Frobenius norm, which is given in Eq. 13. This orthogonality further encourages a disentanglement in the learned style directions.

$$\mathcal{L}_{ortho} = \|A^T A - I\|_F \quad (13)$$

Disentanglement Objective We intend to change the scale for the desired semantic in each translation. As a reflection of this criteria, we penalize the changes in the attributes that are not subjected to any translation. For translated tag i , input scales α , and edited scales α' , the disentanglement loss is formulated in equation 14. In the formulation, α_k represents the semantic scale for tag k . Scales are calculated based on the projection given in Eq. 4.

$$\mathcal{L}_{dis} = \sum_{k \neq i} \|\alpha_k - \alpha'_k\| \quad (14)$$

We find this disentanglement to be complementary to our orthogonality objective. When the model is trained with additional disentanglement loss, we observe that orthogonality loss drops to a lower value.

Full Objective. Combining all of the loss components described, we reach the overall objective for optimization as given in Eq. 15. Additionally, we add an L_1 loss on the matrix A parameters to encourage its sparsity.

$$\min_{E,G,M,A} \max_D \lambda_a \mathcal{L}_{adv} + \lambda_s \mathcal{L}_{shift} + \lambda_r \mathcal{L}_{rec} + \lambda_o (\mathcal{L}_{ortho} + \mathcal{L}_{dis}) + \lambda_{sp} \mathcal{L}_{sparse} \quad (15)$$

We set the following parameters; $\lambda_a = 1$, $\lambda_{rec} = 1.5$, $\lambda_s = 1$, $\lambda_o = 1$ and $\lambda_{sp} = 0.1$. We use a learning rate of 10^{-4} and train our model for 600K iterations with a batch size of 8 on a single GPU.




Fig. 3: Qualitative results of bangs attribute of our final model (VecGAN++ - Ours w/ Attn. Skip + Disen.), VecGAN and HiSD. Given reference images, methods extract reference attributes and edit input images accordingly. All methods achieve high-quality results. VecGAN++ achieves better edit quality compared to VecGAN. It is important to note that, HiSD learns feature-based local translators, which is a successful approach on local edits, e.g. bangs, eyeglasses, and hair color but not smile, age, or gender. Our method achieves comparable visual and better quantitative results than HiSD on this local task and can also achieve global edits.

Method	Lat.	Ref.	Avg.
SDIT [33]	33.73	33.12	33.42
StarGANv2 [4]	26.04	25.49	25.77
Elegant [36]	-	22.96	-
HiSD [20]	21.37	21.49	21.43
VecGAN [5]	20.17	20.72	20.45
Ours w/ Disen.	20.23	20.57	20.40
Ours w/ Attn. Skip + Disen.	20.15	20.08	20.12

TABLE 1: Quantitative results for Setting I. Lat: Latent guided, Ref: Reference guided.

4 EXPERIMENTS

4.1 Dataset and Settings

We train our model on CelebA-HQ dataset [22], which contains 30,000 face images. To extensively compare with state-of-the-arts, we follow two training-evaluation protocols as follows:

Setting I. In our first setting, we follow the set-up from HiSD [20] to compare our method with end-to-end based image translation algorithms. Following HiSD, we use the first 3000 images of the CelebA-HQ dataset as the test set and 27000 as the training set. These images include annotations for different attributes from which we use hair color, the presence of glass, and bangs attributes for translation tasks in this setting. The images are resized to 128×128 . Following the evaluation protocol proposed by HiSD [20], we compute FID scores on the bangs addition task. For each test image without bangs, we translate them to images with bangs with latent and reference guidance. In latent guidance, 5 images are generated for each test image by randomly sampled scales from a uniform distribution. Then this generated set of images is compared with images with attribute bangs in terms of their FIDs. FIDs are calculated for these 5 sets and averaged. We randomly pick 5 reference images for reference guidance to extract the style scale. FIDs

are calculated for these 5 sets separately and averaged.

Setting II. We use our second setting to comprehensively compare our method with StyleGAN2-based inversion and editing methods. For this setting, the training/test split is obtained by re-indexing each image in CelebA-HQ back to the original CelebA and following the standard split of CelebA. This results in 27,176 training and 2,824 test images. Our models are trained for hair color, the presence of glasses, bangs, age, smiling, and gender attributes. Images are resized to 256×256 resolution, which is the dimension StyleGAN2-based inversion methods use. We evaluate our model with smile addition and removal and bangs addition attributes. Since the task of smile addition/removal requires a high-level understanding of the input face for modifying multiple facial components simultaneously, it is considered one of the most challenging attributes to edit. By benchmarking our model with such an editing task, we demonstrate the effectiveness of our framework in terms of image understanding.

4.2 Metrics

We mostly build our evaluation on the FID metric as in previous works. Additionally, for smile manipulation, we evaluate our results on other metrics such as smile classification accuracy, Identity Preservation, and Background Preservation, described as follows:

Fréchet Inception Distance (FID): For the FID metric [10], we calculated the distance between the feature vectors of original and generated images, which are obtained using the Inception-V3 model.

Accuracy (Acc): We train an image classification network for smile attribute classification on the training split of the CelebA-HQ dataset. We use an ImageNet pretrained ResNet-50 model and fine-tune it for this task. The model achieves 94% accuracy on the validation set for the smile attribute. We use this classifier to evaluate the accuracy of the generated images to test if the attribute is correctly manipulated.




Fig. 4: Qualitative results of our and competing methods. StyleGAN inversion-based methods do not faithfully reconstruct input images. They miss many details from the background and foreground. StyleRes achieves better reconstruction results compared to others but not VecGAN models. VecGAN++ and VecGAN achieve high fidelity to the originals with only targeted attributes manipulated naturally and realistically. We also observe that VecGAN++ significantly improves over VecGAN in many examples.

Method	Bangs	Smile							
	FID (+)	FID (+)	FID (-)	Acc (+)	Acc (-)	Id (+)	Id (-)	BG (+)	BG (-)
e4e [29]	53.62	35.01	37.91	99.9	99.8	0.4536	0.4382	0.7709	0.7541
HyperStyle [3]	41.37	25.25	24.64	96.8	98.0	0.6544	0.6771	0.7941	0.7713
HFGI [31]	40.54	23.49	26.58	99.2	96.6	0.5522	0.5290	0.7320	0.7324
StyleTransformer [12]	44.66	27.64	32.71	99.9	98.4	0.5311	0.5173	0.7767	0.7607
StyleRes [25]	40.13	20.53	21.63	99.1	99.2	0.5647	0.5606	0.8547	0.8720
VecGAN [5]	36.47	17.70	20.26	92.7	65.1	0.6120	0.7727	0.9151	0.9257
Ours w/Disen.	32.40	17.14	19.40	92.5	89.2	0.6048	0.6517	0.9060	0.9136
Ours w/ Attn. Skip + Disen.	26.92	17.37	19.78	95.2	76.2	0.5588	0.6665	0.8909	0.9017

TABLE 2: Quantitative results for Setting II. (+) and (-) denote the scores for adding and removing an attribute. We compare the FID scores for bangs addition. We compare various metrics for smile addition and removal. Explanations of the metrics are given in Section 4.2. We achieve better scores than StyleGAN inversion-based methods. We also show FID improvements with the disentanglement loss and additional improvements, especially on the addition of bangs with attention-based skip connections. We set the attribute strength of StyleGAN inversion-based methods to 2 and 1 for smile and bangs attributes, respectively, to report the best FID scores. We provide more analysis on that in Fig. 5.

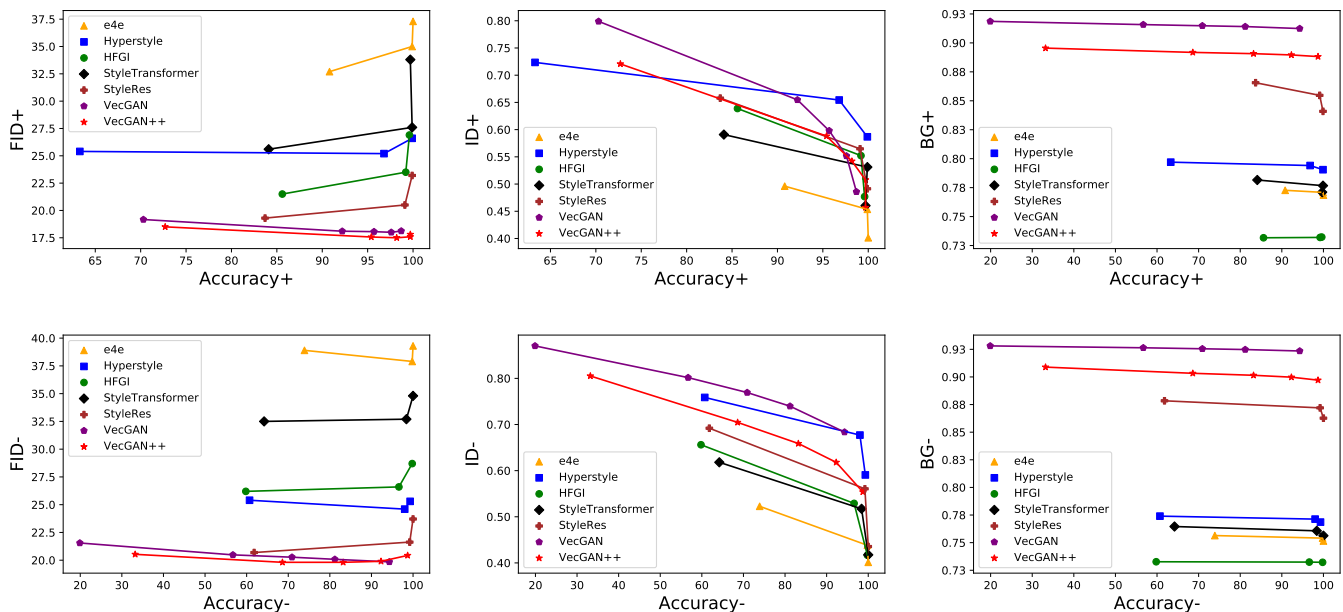


Fig. 5: Plots of FID, ID, and BG metrics as we change the intensity of the attributes and the number of steps to take for explored directions. For each intensity, we measure the attribute accuracy in the x-axis. The first row plots present results for smile addition, and the second row presents them for smile removal.

Identity Preservation (Id): To calculate the Id metric, we use the CurricularFace model [14] to calculate the similarity between the original and generated images. The CurricularFace model uses the ResNet-101 model as a backbone for the feature extraction. We calculate the cosine similarity score between the features of edited and original images.

Background Preservation (BG): For the BG metric, we first use the facial attribute segmentation masks from the CelebAMask-HQ dataset to form background masks. Using these masks, we calculate the mean structural similarity index between the backgrounds of the original and edited images.

4.3 Results

We extensively compare our results with other end-to-end image translation methods. In Setting I, as given in Table 1,

we compare with SDIT [33], StarGANv2 [4], Elegant [36], and HiSD [20] models. Among these methods, HiSD learns a hierarchical style disentanglement, whereas StarGANv2 learns a mixed style code. Therefore StarGANv2, when translating images, also edits other attributes and does not strictly preserve the identity. HiSD achieves disentangled style edits. However, HiSD learns feature-based local translators, an approach known to be successful on local edits, e.g. bangs, and their model is trained for bangs, eyeglasses, and hair color attributes. VecGAN achieves significantly better quantitative results than HiSD both in latent-guided and reference-guided evaluations, even though they are compared on a local edit task. We further achieve improvements with disentanglement loss. We also observe with the disentanglement loss, the training becomes more stable. With attention-based skip connections, both latent

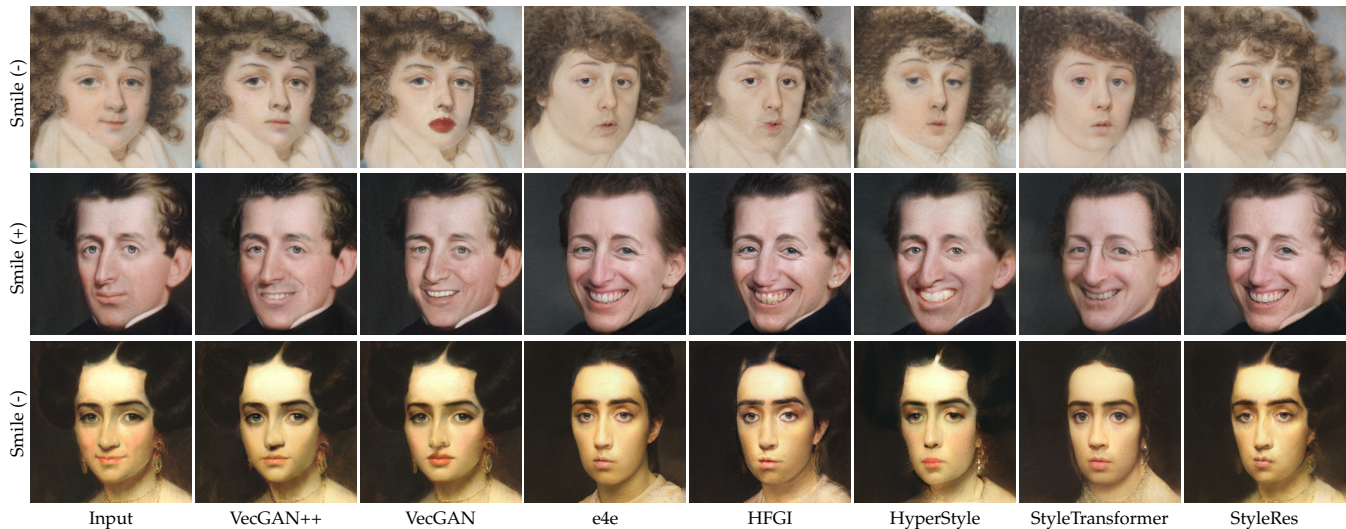


Fig. 6: Generalization results of our and competing methods. StyleGAN inversion-based methods do not faithfully reconstruct input images. The reconstruction problem is more severe on these out-of-domain images than the in-domain images presented in Fig. 4.

and reference-based FID scores improve further.

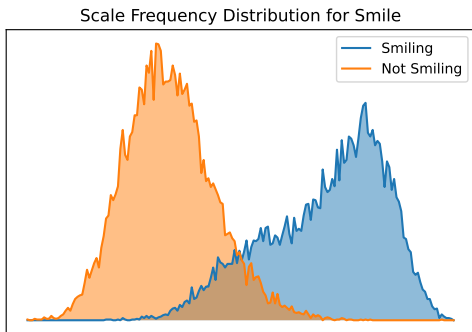
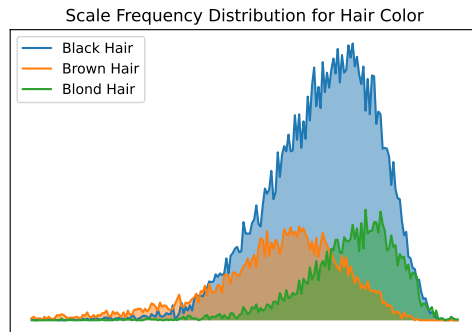
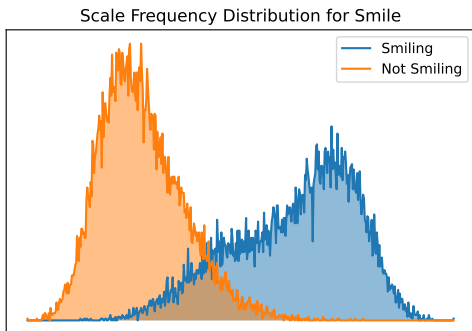
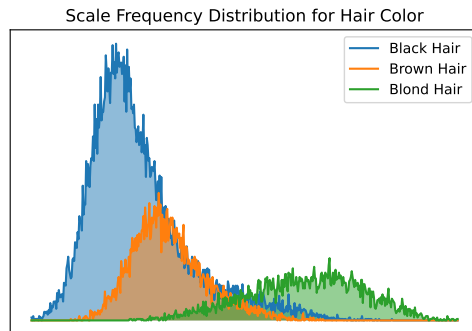
Fig. 3 shows reference-guided results of our final model, VecGAN++, VecGAN, and HiSD. As shown in Fig. 3, methods achieve attribute disentanglement, they do not change any other attribute of the image than the bangs tag. VecGAN++ achieves better edit quality compared to VecGAN. It is important to note that, HiSD learns feature-based local translators, which is a successful approach on local edits, e.g. bangs, eyeglasses, and hair color but not smile, age, or gender. Our method achieves comparable visual and better quantitative results than HiSD on this local task and can also achieve global edits.

In our second set-up of evaluation, we compare our method with state-of-the-art StyleGAN2 inversion-based methods, e4e [29], HyperStyle [3], HFGI [31], StyleTransformer [12], and StyleRes [25] in Table 2. We compare the methods on a local (bangs) and a global attribute (smile) manipulation. For the smile attribute, we use the direction explored by the InterfaceGAN method [27]. For the bangs attribute, we use the direction discovered by the StyleCLIP method [24]. The strength attribute is set to 2 to report the best FID scores. We provide more analysis on that in Fig. 5. We also show FID improvements with the disentanglement loss and additional improvements, especially on the addition of bangs with attention-based skip connections.

Our method and StyleGAN inversion-based methods provide a knob to control the editing attribute intensity. We obtain plots provided in Fig. 5 by changing the editing attribute intensity. As we increase the intensity, edits become more detectable. We measure that with a smile classifier. Therefore, we plot FID, Id (Identity), and BG (Background reconstruction) scores with respect to the attribute intensity measured by the accuracy of the classifier. Specifically, for VecGAN++ and VecGAN, we set α_t given in Eq. 3 to $\{0.0, 0.33, 0.5, 0.66, 1.0\}$. For StyleGAN inversion-based methods, we set the strength parameter to $\{1, 2, 3\}$. These models usually set the strength to 3 for successful smile

edits. As shown in Fig. 5, VecGAN++ and VecGAN achieve better FID scores compared to others consistently. With the highest strength, where the accuracy of the classifier goes to 100% for all models, we observe that FID scores for StyleGAN inversion-based model scores drastically get worse, whereas our results are robust. VecGAN++ achieves better FID scores than VecGAN consistently. We find the Id score getting worse as the edit strength increases. That results from changes in the person and the limitations of the CurricularFace model. VecGAN++ achieves significantly better BG scores than StyleGAN inversion-based models and slightly worse than VecGAN. We observe that VecGAN++ achieves better edit quality, as reflected in FID scores, than VecGAN. On the other hand, VecGAN does smaller edits, resulting in better Id and BG scores.

We provide qualitative comparisons in Fig. 4. StyleGAN inversion-based methods do not faithfully reconstruct input images. They miss many details from the background and foreground. StyleRes achieves better reconstruction results compared to others but still worse than ours as measured by BG metrics. Also note that even though HyperStyle achieves high Id scores that are comparable to ours, their reconstructions miss many image details, making the output images look unrealistic. VecGAN++ and VecGAN achieve high fidelity to the originals with only targeted attributes manipulated naturally and realistically. We also observe that VecGAN++ visibly improves over VecGAN on many examples, especially on the second and third examples for smile and on samples with bangs edits. Additionally, VecGAN++ achieves successful age edits, whereas StyleGAN inversion-based methods add eyeglasses very frequently. This shows VecGAN++ and VecGAN provide with better disentanglement between correlated attributes, e.g. age and eyeglasses. This is because our models are trained end-to-end with labeled datasets for this task. We provide more analysis on these comparisons in the next section.

(a) Histogram of α_t distribution of smile tags of VecGAN.(a) Histogram of α_t distribution of hair color tag of VecGAN.(b) Histogram of α_t distribution of smile tags of VecGAN++.(b) Histogram of α_t distribution of hair color tag of VecGAN++.(c) Training images plotted based on their α_t values extracted for smiling tag from VecGAN++. Zoom in for details.(c) Training images plotted based on their α_t values extracted for hair color tag from VecGAN++. Zoom in for details.Fig. 7: Analysis of α_t for smile tag.Fig. 8: Analysis of α_t for hair color tag.

5 ANALYSIS AND DISCUSSIONS

5.1 Comparing End-to-end Image Translation Networks versus StyleGAN Inversion-based Methods

We propose an end-to-end trained image translation network in this work and extensively compare our method with StyleGAN inversion-based methods. We note the different advantages and disadvantages of both approaches.

We observe that end-to-end trained image translation networks, especially our proposed framework, do not suffer from the reconstruction and editability trade-off. This trade-off is pointed out for StyleGAN inversion-based methods [29]. That is, when the inversion parameters are optimized to reconstruct the input images faithfully, they do not lie in the natural StyleGAN distribution space, and therefore the edit quality gets poor for those high-fidelity inversions. That

is the advantage of our method because it is trained end-to-end, and we learn both reconstruction and editing together.

StyleGAN inversion-based methods enjoy many editing capabilities, whereas our framework only achieves pre-defined edits for which it is trained. Those methods that employ pre-trained StyleGANs rely on StyleGAN’s semantically rich feature organizations. The editing directions are discovered after StyleGAN is trained. Some methods discover directions in supervised and unsupervised ways. Supervised methods, e.g. InterfaceGAN, require labeled datasets the same as ours. On the other hand, with unsupervised methods and text-based editing methods, directions are explored for those that do not have labeled datasets. For example, with the GANSpace method [9], editing di-

rections are found for different expressions, and with the StyleCLIP method [24], editing directions are found for different hairstyles (Mohawk hairstyle, Bob-cut hairstyle, Afro hairstyle, e.g.). That is an advantage of StyleGAN inversion-based methods.

Lastly, our method achieves better generalization results as presented in Fig. 6. We apply our image translation methods and StyleGAN inversion-based methods that are trained on high-quality face photographs on Metface images [15] without any tuning. Metface dataset [15] includes face images extracted from the collection of the Metropolitan Museum of Art and exhibits a domain gap with CelebA [22] and FFHQ [16] datasets. StyleGAN inversion based methods do not reconstruct the input images with high fidelity due to the domain gap and output images similar to the style of CelebA and FFHQ. Our method has the advantage of being robust to domain gaps whereas StyleGAN inversion-based methods require fine-tuning the StyleGAN network and inversion encoders on new domains.

5.2 Analysis of Projected Styles

We explore the behavior of encoded scales from reference images, α_t . These scales are supposed to provide information about the attribute of the image (whether a person smiles or not) and its intensity (how big the smile is). We plot the histograms of α_t values from validation images for smile tags and use orange and blue colors depending on their ground-truth tags from the validation list as shown in Fig. 7a and Fig. 7b for VecGAN and VecGAN++, respectively. For the smiling tag, α_t values are mostly disentangled with a small intersection. For VecGAN, we remove the outliers for visualization purposes. There are some encoded scales far away from the clusters. On the other hand, for VecGAN++ we do not have such a problem and do not remove any data points. Other than that, we find VecGAN and VecGAN++ extracted scale attributes to be similar. Next, we visualize the samples for the smiling tag for VecGAN++.

Fig. 7c shows a visualization of validation images plotted based on their α_t values extracted for the smiling tag. We visualize a few samples from each bin from the histogram above with the same frequency as the histogram value. The visualization shows that α_t values encode the intensity of the smile. The rightmost samples have large smiles, and the leftmost samples look almost angry. On the other hand, the images in the middle space are confusing ones. We also observe many wrong labeling in the CelebA-HQ dataset by going through the middle space.

We repeat the same analysis for the hair color tag as provided in Fig. 8a and Fig. 8b for VecGAN and VecGAN++ respectively, since hair color tag is a challenging one as it is expected to have a continuous scale with no clear separation between classes. We observe that VecGAN struggles to separate attributes for hair color tag, whereas VecGAN++ does a better separation even though it may not be perfect. We also visualize the validation images based on their α_t values extracted for hair color tag in Fig. 8c from VecGAN++. The images go from black hair to brown hair to blonde hair. We observe that the shade of hair goes lighter, but we also note that the extracted scales are not perfect, and there is room for improvement.

6 CONCLUSION

This paper introduces VecGAN++, an image-to-image translation framework with interpretable latent directions. This framework includes a deep encoder and decoder architecture with latent space manipulation in between. Latent space manipulation is designed as vector arithmetic where for each attribute, a linear direction is learned. This design is encouraged by the finding that well-trained generative models organize their latent space as disentangled representations with meaningful directions in a completely unsupervised way. Therefore, we also extensively compare our method with StyleGAN inversion-based methods and point out their advantages and disadvantages compared to our method. Each change in the architecture and loss function is extensively studied and compared with state-of-the-arts. Experiments show the effectiveness of our framework.

REFERENCES

- [1] R. Abdal, Y. Qin, and P. Wonka. Image2stylegan: How to embed images into the stylegan latent space? In *Proceedings of the IEEE/CVF International Conference on Computer Vision*, pages 4432–4441, 2019. 2
- [2] R. Abdal, P. Zhu, N. J. Mitra, and P. Wonka. Styleflow: Attribute-conditioned exploration of stylegan-generated images using conditional continuous normalizing flows. *ACM Transactions on Graphics (ToG)*, 40(3):1–21, 2021. 2
- [3] Y. Alaluf, O. Tov, R. Mokady, R. Gal, and A. Bermano. Hyperstyle: Stylegan inversion with hypernetworks for real image editing. In *Proceedings of the IEEE/CVF Conference on Computer Vision and Pattern Recognition*, pages 18511–18521, 2022. 2, 8, 9
- [4] Y. Choi, Y. Uh, J. Yoo, and J.-W. Ha. Stargan v2: Diverse image synthesis for multiple domains. In *Proceedings of the IEEE Conference on Computer Vision and Pattern Recognition*, 2020. 1, 2, 3, 6, 8
- [5] Y. Dalva, S. F. Altindis, and A. Dundar. Vecgan: Image-to-image translation with interpretable latent directions. *Proceedings of the European conference on computer vision (ECCV)*, 2022. 1, 6, 8
- [6] A. Dundar, K. Sapra, G. Liu, A. Tao, and B. Catanzaro. Panoptic-based image synthesis. In *Proceedings of the IEEE/CVF Conference on Computer Vision and Pattern Recognition*, pages 8070–8079, 2020. 2
- [7] Y. Gao, F. Wei, J. Bao, S. Gu, D. Chen, F. Wen, and Z. Lian. High-fidelity and arbitrary face editing. In *Proceedings of the IEEE/CVF conference on computer vision and pattern recognition*, pages 16115–16124, 2021. 2
- [8] I. Goodfellow, J. Pouget-Abadie, M. Mirza, B. Xu, D. Warde-Farley, S. Ozair, A. Courville, and Y. Bengio. Generative adversarial nets. *Advances in neural information processing systems*, 27, 2014. 2
- [9] E. Härkönen, A. Hertzmann, J. Lehtinen, and S. Paris. Ganspace: Discovering interpretable gan controls. *Advances in Neural Information Processing Systems*, 33, 2020. 1, 2, 10
- [10] M. Heusel, H. Ramsauer, T. Unterthiner, B. Nessler, and S. Hochreiter. Gans trained by a two time-scale update rule converge to a local nash equilibrium. *Advances in neural information processing systems*, 30, 2017. 6
- [11] X. Hou, X. Zhang, H. Liang, L. Shen, Z. Lai, and J. Wan. Guided-style: Attribute knowledge guided style manipulation for semantic face editing. *Neural Networks*, 145:209–220, 2022. 2
- [12] X. Hu, Q. Huang, Z. Shi, S. Li, C. Gao, L. Sun, and Q. Li. Style transformer for image inversion and editing. In *Proceedings of the IEEE/CVF Conference on Computer Vision and Pattern Recognition (CVPR)*, pages 11337–11346, June 2022. 8, 9
- [13] X. Huang, M.-Y. Liu, S. Belongie, and J. Kautz. Multimodal unsupervised image-to-image translation. *Eur. Conf. Comput. Vis.*, 2018. 2, 5
- [14] Y. Huang, Y. Wang, Y. Tai, X. Liu, P. Shen, S. Li, and F. H. Jilin Li. Curricularface: Adaptive curriculum learning loss for deep face recognition. pages 1–8, 2020. 8
- [15] T. Karras, M. Aittala, J. Hellsten, S. Laine, J. Lehtinen, and T. Aila. Training generative adversarial networks with limited data. *Advances in Neural Information Processing Systems*, 33:12104–12114, 2020. 11

- [16] T. Karras, S. Laine, and T. Aila. A style-based generator architecture for generative adversarial networks. In *Proceedings of the IEEE/CVF Conference on Computer Vision and Pattern Recognition*, pages 4401–4410, 2019. 2, 11
- [17] T. Karras, S. Laine, M. Aittala, J. Hellsten, J. Lehtinen, and T. Aila. Analyzing and improving the image quality of stylegan. In *Proceedings of the IEEE/CVF Conference on Computer Vision and Pattern Recognition*, pages 8110–8119, 2020. 1, 2
- [18] H.-Y. Lee, H.-Y. Tseng, J.-B. Huang, M. Singh, and M.-H. Yang. Diverse image-to-image translation via disentangled representations. In *Proceedings of the European conference on computer vision (ECCV)*, pages 35–51, 2018. 5
- [19] X. Li, J. Hu, S. Zhang, X. Hong, Q. Ye, C. Wu, and R. Ji. Attribute guided unpaired image-to-image translation with semi-supervised learning. *arXiv preprint arXiv:1904.12428*, 2019. 5
- [20] X. Li, S. Zhang, J. Hu, L. Cao, X. Hong, X. Mao, F. Huang, Y. Wu, and R. Ji. Image-to-image translation via hierarchical style disentanglement. In *Proceedings of the IEEE/CVF Conference on Computer Vision and Pattern Recognition*, pages 8639–8648, 2021. 1, 2, 3, 4, 5, 6, 8
- [21] G. Liu, A. Dundar, K. J. Shih, T.-C. Wang, F. A. Reda, K. Sapra, Z. Yu, X. Yang, A. Tao, and B. Catanzaro. Partial convolution for padding, inpainting, and image synthesis. *IEEE Transactions on Pattern Analysis and Machine Intelligence*, 2022. 2
- [22] Z. Liu, P. Luo, X. Wang, and X. Tang. Deep learning face attributes in the wild. In *Proceedings of International Conference on Computer Vision (ICCV)*, December 2015. 6, 11
- [23] T. Park, M.-Y. Liu, T.-C. Wang, and J.-Y. Zhu. Semantic image synthesis with spatially-adaptive normalization. In *Proceedings of the IEEE Conference on Computer Vision and Pattern Recognition*, pages 2337–2346, 2019. 2
- [24] O. Patashnik, Z. Wu, E. Shechtman, D. Cohen-Or, and D. Lischinski. Styleclip: Text-driven manipulation of stylegan imagery. In *Proceedings of the IEEE/CVF International Conference on Computer Vision*, pages 2085–2094, 2021. 9, 11
- [25] H. Pehlivan, Y. Dalva, and A. Dundar. Styleres: Transforming the residuals for real image editing with stylegan. *arXiv preprint arXiv:2212.14359*, 2022. 8, 9
- [26] W. Shen and R. Liu. Learning residual images for face attribute manipulation. In *Proceedings of the IEEE conference on computer vision and pattern recognition*, pages 4030–4038, 2017. 1, 2
- [27] Y. Shen, J. Gu, X. Tang, and B. Zhou. Interpreting the latent space of gans for semantic face editing. In *Proceedings of the IEEE/CVF Conference on Computer Vision and Pattern Recognition*, pages 9243–9252, 2020. 1, 2, 9
- [28] Y. Shen and B. Zhou. Closed-form factorization of latent semantics in gans. In *Proceedings of the IEEE/CVF Conference on Computer Vision and Pattern Recognition*, pages 1532–1540, 2021. 1, 2
- [29] O. Tov, Y. Alaluf, Y. Nitzan, O. Patashnik, and D. Cohen-Or. Designing an encoder for stylegan image manipulation. *ACM Transactions on Graphics (TOG)*, 40(4):1–14, 2021. 2, 8, 9, 10
- [30] A. Voynov and A. Babenko. Unsupervised discovery of interpretable directions in the gan latent space. In *International Conference on Machine Learning*, pages 9786–9796. PMLR, 2020. 1, 2, 3
- [31] T. Wang, Y. Zhang, Y. Fan, J. Wang, and Q. Chen. High-fidelity gan inversion for image attribute editing. In *Proceedings of the IEEE/CVF Conference on Computer Vision and Pattern Recognition*, pages 11379–11388, 2022. 2, 8, 9
- [32] T.-C. Wang, M.-Y. Liu, J.-Y. Zhu, A. Tao, J. Kautz, and B. Catanzaro. High-resolution image synthesis and semantic manipulation with conditional gans. In *Proceedings of the IEEE conference on computer vision and pattern recognition*, pages 8798–8807, 2018. 2
- [33] Y. Wang, A. Gonzalez-Garcia, J. van de Weijer, and L. Herranz. Sdit: Scalable and diverse cross-domain image translation. In *Proceedings of the 27th ACM International Conference on Multimedia*, pages 1267–1276, 2019. 1, 6, 8
- [34] P.-W. Wu, Y.-J. Lin, C.-H. Chang, E. Y. Chang, and S.-W. Liao. Relgan: Multi-domain image-to-image translation via relative attributes. In *Proceedings of the IEEE/CVF international conference on computer vision*, pages 5914–5922, 2019. 2
- [35] Z. Wu, D. Lischinski, and E. Shechtman. Stylespace analysis: Disentangled controls for stylegan image generation. In *Proceedings of the IEEE/CVF Conference on Computer Vision and Pattern Recognition*, pages 12863–12872, 2021. 1, 2
- [36] T. Xiao, J. Hong, and J. Ma. Elegant: Exchanging latent encodings with gan for transferring multiple face attributes. In *Proceedings of the European conference on computer vision (ECCV)*, pages 168–184, 2018. 1, 2, 6, 8
- [37] G. Yang, N. Fei, M. Ding, G. Liu, Z. Lu, and T. Xiang. L2m-gan: Learning to manipulate latent space semantics for facial attribute editing. In *Proceedings of the IEEE/CVF Conference on Computer Vision and Pattern Recognition*, pages 2951–2960, 2021. 2, 3
- [38] R. Yi, Y.-J. Liu, Y.-K. Lai, and P. L. Rosin. Unpaired portrait drawing generation via asymmetric cycle mapping. In *Proceedings of the IEEE/CVF Conference on Computer Vision and Pattern Recognition*, pages 8217–8225, 2020. 2
- [39] N. Yu, G. Liu, A. Dundar, A. Tao, B. Catanzaro, L. S. Davis, and M. Fritz. Dual contrastive loss and attention for gans. In *Proceedings of the IEEE/CVF International Conference on Computer Vision*, pages 6731–6742, 2021. 2
- [40] G. Zhang, M. Kan, S. Shan, and X. Chen. Generative adversarial network with spatial attention for face attribute editing. In *Proceedings of the European conference on computer vision (ECCV)*, pages 417–432, 2018. 1, 2
- [41] J.-Y. Zhu, R. Zhang, D. Pathak, T. Darrell, A. A. Efros, O. Wang, and E. Shechtman. Multimodal image-to-image translation by enforcing bi-cycle consistency. In *Advances in neural information processing systems*, pages 465–476, 2017. 2
- [42] P. Zhu, R. Abdal, Y. Qin, and P. Wonka. Sean: Image synthesis with semantic region-adaptive normalization. In *Proceedings of the IEEE/CVF Conference on Computer Vision and Pattern Recognition*, pages 5104–5113, 2020. 2