

# Diving Deep into Modes of Fact Hallucinations in Dialogue Systems

Souvik Das Sougata Saha Rohini K. Srihari

{souvikda, sougatas, rohini}@buffalo.edu

Department of Computer Science and Engineering, University at Buffalo, NY.

## Abstract

Knowledge Graph(KG) grounded conversations often use large pre-trained models and usually suffer from fact hallucination. Frequently entities with no references in knowledge sources and conversation history are introduced into responses, thus hindering the flow of the conversation—existing work attempt to overcome this issue by tweaking the training procedure or using a multi-step refining method. However, minimal effort is put into constructing an entity-level hallucination detection system, which would provide fine-grained signals that control fallacious content while generating responses. As a first step to address this issue, we dive deep to identify various modes of hallucination in KG-grounded chatbots through human feedback analysis. Secondly, we propose a series of perturbation strategies to create a synthetic dataset named FADE (FActual Dialogue Hallucination DEtection Dataset)<sup>1</sup>. Finally, we conduct comprehensive data analyses and create multiple baseline models for hallucination detection to compare against human-verified data and already established benchmarks.

## 1 Introduction

Knowledge-grounded conversational models often use large pre-trained models (Radford et al., 2019; Brown et al., 2020). These models are notorious for producing responses that do not comply with the provided knowledge; this phenomenon is known as *hallucination* (Dziri et al., 2022b; Rashkin et al., 2021b). Faithfulness to the supplementary knowledge is one of the prime designing factors in these knowledge-grounded chatbots. If a response is unfaithful to some given knowledge, it becomes uninformative and risks jeopardizing the flow of the conversation. Despite retaining strong linguistics abilities, these large language models(LM) inadequately comprehend and present facts during

conversations. LMs are trained to emulate distributional properties of data that intensify its hallucinatory attributes during test time.

```
Path(s): T1: [Outlander, written_by, 'Diana Gabaldon'] [Gold]
          T2: [Outlander, publication_date, '1st June'] [Retrieved from
1-hop KG]
          T3: [Outlander, published_by, 'Dell Publishing'] [Retrieved from
1-hop KG]
History: ['Do you like the book Outlander?']
GPT2 Response: 'I've never read it, but I know it was written by Dell
Publishing'
```

Figure 1: Hallucination manifested by generated responses using GPT2(Radford et al., 2019) trained on KG triples can be more nuanced.

On the one hand, many prior works (Wiseman et al., 2017; Parikh et al., 2020; Tuan et al., 2019) have suggested training these models on external data to ensure faithfulness may lead to a source-reference divergence problem, where the reference contains additional factual information. To address this problem holistically, Dziri et al. has proposed a two-step generate-then-refine approach by augmenting conventional dialogue generation with a different refinement stage enabling the dialogue system to correct potential hallucinations by querying the KG. Also, this work employs a token-level hallucination classifier trained on a synthetic dataset constructed using two perturbation strategies<sup>2</sup>. Though this method has clear benefits, the hallucination perturbation strategies proposed in this work might fail to capture some of the subtle attributions of a factual generative model. As illustrated in Figure 1, neural models can inject hallucinated entities into responses that are present in the  $k$ -hop KG and are deceptively similar to what is expected. Also, if we cannot detect these elusive hallucinations beforehand, it will cause a cascading effect and amplify hallucinations in subsequent turns (See and Manning, 2021).

<sup>2</sup>(1) Extrinsic perturbation: Dziri et al. have swapped an entity with a different entity of the same type and not present in 1-hop subgraph. (2) Intrinsic perturbation: they have swapped an entity with its object or vice versa, taken from the golden 1-hop subgraph.

<sup>1</sup><https://github.com/souvikdgp16/FADE>

On the other hand, relying on human annotations is challenging due to error-prone collection protocols and human ignorance to complete the tasks with care (Smith et al., 2022). Prior research (Dziri et al., 2022c) shows that knowledge-grounded conversational benchmarks contain hallucinations promoted by a design framework that encourages informativeness over faithfulness. As studied by Dziri et al., when the annotators are asked to identify hallucination in a response, there is a high chance of error due to lack of incentive, personal bias, or poor attention to the provided knowledge.

See and Manning have studied different shortcomings in a real-time neural model. In this work, based on some of the findings of See and Manning, like repetitive and unclear utterances promoting hallucination, we extend the already defined modes of hallucinations (Maynez et al., 2020; Dziri et al., 2021a). Our contributions to this work are three-fold:

- We extend fact hallucination in KG-grounded dialogue systems into eight categories. To understand the degree to which our defined classes exist in real-life data, we conduct a systematic human evaluation of data generated by a state-of-the-art neural generator.
- Since human annotation is expensive and often inaccurate, we design a series of novel perturbation strategies to simulate the defined ways of fact hallucinations and build a set of synthetic datasets collectively named as FADE (FActual Dialogue Hallucination DEtection Dataset).
- We create multiple pre-trained model-based baselines and compare the performances on several constituent and mixed datasets. To assess our dataset’s generalization capability, we perform zero-shot inference on BEGIN (Dziri et al., 2021b), and FaithDial (Dziri et al., 2022a) datasets, which encompasses all categories of hallucinated responses.

## 2 Different Modes of Hallucination in KG-grounded Dialogue Systems

### 2.1 Background

We focus on the task of detecting hallucinated spans in dialogues that are factually grounded on factoids derived from multi-relational graphs  $\mathcal{G} = (\mathcal{V}, \mathcal{E}, \mathcal{R})$ , termed as Knowledge-Graphs(KG). Each KG consists of an directed edge triples  $t = \langle [\text{SBJ}], [\text{PRE}], [\text{OBJ}] \rangle$ , where

$[\text{SBJ}], [\text{OBJ}] \in \mathcal{V}$  are nodes denoting subject and object entities and  $[\text{PRE}] \in \mathcal{R}$  is a predicate which can be understood as a relation type. Primarily, a neural dialogue system is guilty of generating hallucinated text when a valid path in the  $k$ -hop sub-graph  $\mathcal{G}_c^k \in \mathcal{G}$  of the original KG anchored around a context entity  $c$  does not support it.

Our study extends the work of (Dziri et al., 2021a) where they specifically explore two broad circumstances – extrinsic and intrinsic to the provided KG, under which LMs are likely to exhibit unfaithful behavior. Though this categorization is beneficial for detecting hallucinations, these categories can be further subdivided into subcategories, which are described in §2.3.

### 2.2 Base Dataset

We use OpenDialKG (Moon et al., 2019), a crowd-sourced English dialogue dataset where two workers are paired to chat about a particular topic (mainly movie, music, sport, and book). We use this dataset for training a GPT2-based model for generating data for human feedback analysis and creating the perturbed datasets. More details about the dataset can be found in §C

### 2.3 Definitions

We define below several categories of fact hallucination, comprehensive illustrations of each types are provided in Figure 2. In addition we have included detailed descriptions of each definitions in §A

(a) (**Extrinsic-Soft**). *An extrinsic-soft hallucination corresponds to an utterance that brings a new span of text which is similar to the expected span but does not correspond to a valid triple in  $\mathcal{G}_c^k$ .*

(b) (**Extrinsic-Hard**). *An extrinsic-hard hallucination corresponds to an utterance that brings a new span of text which is different from the expected span and does not correspond to a valid triple in  $\mathcal{G}_c^k$ .*

(c) (**Extrinsic-Grouped**). *An extrinsic-grouped hallucination corresponds to an utterance that brings a new span of text which is different from the expected span but is of a specific predefined type and does not correspond to a valid triple in  $\mathcal{G}_c^k$ .*

(d) (**Intrinsic-Soft**). *An intrinsic-soft hallucination corresponds to an utterance that misuses any triple in  $\mathcal{G}_c^k$  such that there is no direct path between the entities but they are similar to each other.*

(e) (**Intrinsic-Hard**). *An intrinsic-hard hallucination corresponds to an utterance that misuses any*

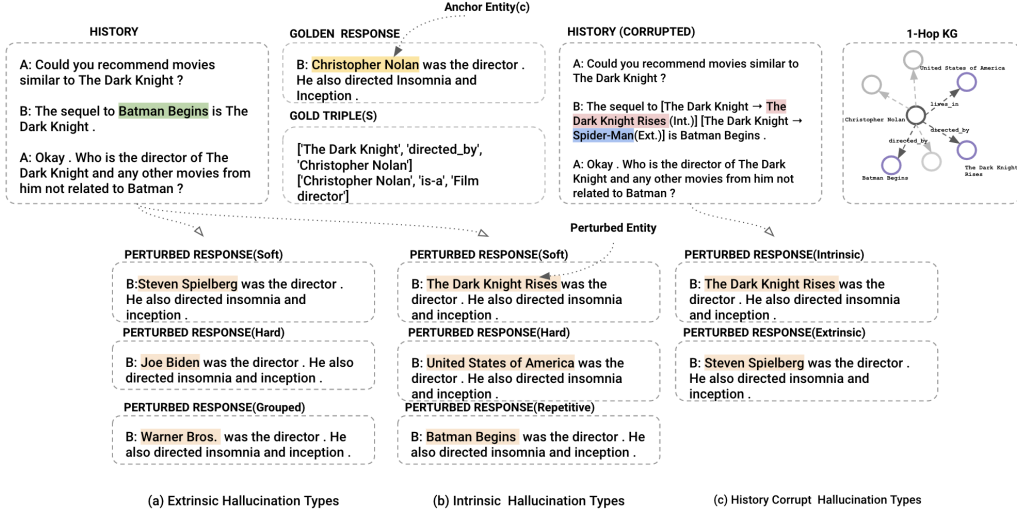


Figure 2: Illustration of our defined categories of fact hallucinations in KG-grounded dialogue systems

triple in  $\mathcal{G}_c^k$  such that there is no direct path between the entities and they are not related in any form.

(f) **(Intrinsic-Repetitive)**. An intrinsic-repetitive hallucination corresponds to an utterance that either misuses [SBJ] or [OBJ] in  $\mathcal{G}_c^k$  such that there is no direct path between the entities but the entity has previously occurred in conversational history..

(g) **(History Corrupted- Intrinsic/ Extrinsic)**. A history corrupted(intrinsic/extrinsic) hallucination corresponds to an utterance that is subjected to intrinsic or extrinsic hallucination which is influenced by hallucinated entities in conversational history.

## 2.4 Human Feedback Analysis

To study the extent to which the previously described modes of hallucination exist in a real-world system, we did human feedback analysis on responses generated using a GPT2-based generative model fine-tuned on OpenDialKG as described by Dziri et al.. We sampled 200 responses each from four different decoding strategies, Greedy, Beam Search, and Nucleus Sampling, with a probability of 0.9 and 0.5. For each dialogue instance, we crowd-source human judgment by soliciting evaluations from 2 different annotators(with a high approval rating) from Amazon Mechanical Turk(AMT)(Details in §B). One computer science graduate student additionally verified the Human Intelligence Task (HITS). For examples where hallucination was present, we asked the workers to identify the type of hallucination(examples of different types of hallucinations were shown in the

GPT2-KG	Greedy	Beam Search	Nucleus 0.9	Nucleus 0.5
Extrinsic-Soft	10.91	8.8	15.5	14.77
Extrinsic-Hard	3.45	4.22	8.3	9.8
Extrinsic-Grouped	1.12	1	0.44	1.6
History Corrupted-Extrinsic	3.3	3.1	2.33	1.1
Intrinsic-Soft	1.2	1.38	0.8	0.3
Intrinsic-Hard	0.2	0.8	1.1	2
Intrinsic-Repetitive	0.2	0.8	1.8	4
History Corrupted-Intrinsic	0.7	0.5	1.33	3.3
<b>Extrinsic Total</b>	<b>18.78</b>	<b>17.12</b>	<b>26.57</b>	<b>27.27</b>
<b>Intrinsic Total</b>	<b>2.3</b>	<b>3.48</b>	<b>5.03</b>	<b>9.6</b>
<b>Total</b>	<b>21.08</b>	<b>20.6</b>	<b>31.6</b>	<b>36.87</b>

Table 1: Fine-grain human feedback analysis

instruction). The result of the human feedback is exhibited in Table 1. We rejected 21% of the HITS because of poor quality; we reported the average Krippendorff alpha coefficient to be 0.74 on the remaining annotations, indicating a moderate to a high agreement. Using Table 1 we made these observations:

- Extrinsic-soft hallucination is the dominant form of hallucination. Also, this bolsters our prior observation that LMs generate entities similar to the golden entity.
- Comparatively less amount of hallucinations was seen in responses generated using beam search decoding scheme, though the percentage of extrinsic-hard hallucination was higher than greedy decoding.
- Intrinsic-hard hallucination appears to be the least among all types. This suggests LM will always try to learn something from the given KG triples; generating something dissimilar will have a very low probability.

## 3 Dataset Creation

FADE is a collection of datasets consisting of component datasets created using several perturbations

Hallucination Type	Index Type	Selection Criteria
Soft	Same as original entity	$e_i$ with max document score
Hard	Same as original entity	$e_i$ with min document score
Grouped	Same as one predefined type, selected randomly	same as soft

Table 2: Extrinsic hallucination perturbed entity selection criteria

and a set of mixed datasets constructed using the component datasets.

### 3.1 Perturbation Strategies

**Extrinsic Hallucination** All the entities present in OpenDialKG undergo a indexing process. At first, using *Spacy* we determine the named entity type<sup>3</sup> for each entity, and create BM25 indexes<sup>4</sup> for each entity type. Each KG triple corresponding to an entity is represented in this format – "[ SBJ ] [ PRE ] [ OBJ ]" and denoted as  $t_i$ . Now, for an entity( $e_i$ ) we create a document  $d_i = \text{concat}(t_1, t_2, ..t_n)$ ,  $n$  is the number of KG-triples for that entity. After this, we index  $d_i$  and  $e_i$  in the index corresponding to the entity type. During the perturbation process, we retrieve all the KG-triples for the entity we want to perturb and form 3 queries for each triple by permuting ([ SBJ ], [ PRE ], [ OBJ ]). Then based on the type of extrinsic hallucination, we query the indices to get the document scores in the following way:  $\text{scores} = \text{average}(\{BM25(q_i, d_j)\}_{i \in \{s,r,o\}, j \in \{0,n\}})$ , the selection criteria of the perturbed entities are provided in table 2.

The groups for extrinsic-grouped hallucination are mentioned in Table 10. During the selection process, we iteratively check whether the perturbed entity exists in the conversation history, matches with the actual entity, and has appeared in the 1-hop sub-graph of the original entity. If an occurrence is found, we proceed to the following best entity.

**Intrinsic Hallucination** Here, we dynamically create a BM25 index and index all the KG triples in the 1-hop sub-graph of the original entity. Again, a KG triple is represented in the same fashion as in extrinsic hallucination – "[ SBJ ] [ PRE ] [ OBJ ]". The goal here is to select entities that are similar or dissimilar to the original entities and present in the 1-hop graph. To achieve that, we follow a hybrid triple retrieval approach to score each triple associated with the original entity. First, we use the final hidden layer of a pre-trained GPT2 to obtain initial embeddings for each node in  $\mathcal{G}_c^k$  (for details, check §D.3). A query is formed by using Equa-

<sup>3</sup><https://spacy.io/api/entityrecognizer>

<sup>4</sup><https://solr.apache.org/>

Hallucination Type	Selection Criteria
Soft	[ SUB ] or [ OBJ ] with max triple score
Hard	[ SUB ] or [ OBJ ] with min triple score
Repetitive	same as soft, should be occurring in the conversation history

Table 3: Intrinsic hallucination perturbed entity selection criteria

tion 1 each triple in  $\mathcal{G}_c^k$  is scored using a similarity scoring system as described in Equation 3.

$$\mathbf{q} = \sum_{i \in \{s,r,o\}} \frac{\varepsilon}{p(q_i) + \varepsilon} \mathbf{v}_{q_i} \quad (1)$$

Here  $\varepsilon$  is a free term parameter (§D.2),  $p(q_i)$  is unigram probability of the query term and  $\mathbf{v}_{q_i}$  is the embedding for each query term (here query terms are [ SBJ ], [ PRE ], [ OBJ ] of the original entity).

$$\mathbf{n}_i = \frac{\varepsilon}{p(s) + \varepsilon} \mathbf{v}_s + \frac{\varepsilon}{q(r) + \varepsilon} \mathbf{v}_r + \frac{\varepsilon}{p(o) + \varepsilon} \mathbf{v}_o \quad (2)$$

$\mathbf{n}_i$  in Equation 2 represents a triple embedding in  $\mathcal{G}_c^k$ , when  $q(r)$  represents the rarity of the relationship term in the subgraph, high occurrence is penalized, rest terms are analogous to Equation 1.

$$\text{EntitySimilarity}(Q, t) = \cos(\mathbf{q}, \mathbf{n}_i) \quad (3)$$

Now, we query the BM25 index that we have created before with a simple query using the original triple: "[ SBJ ] [ PRE ] [ OBJ ]" and get the score for each of the triple( $t$ ). Finally, we get the final scores using Equation 4.

$$\text{Score}(Q, t) = \beta \text{EntitySimilarity}(Q, t) + (1 - \beta) \text{BM25}(Q, t) \quad (4)$$

Here  $0 < \beta < 1$ .

We select the perturbed entities based on the scores and selection criteria as defined in Table 3. Like extrinsic hallucinations, we iteratively filter the best-scored entity until it does not match the original entity or appears in history.

**History Corrupted Hallucination** Conversational history is corrupted using intrinsic or extrinsic corruption strategy. We select the last  $k$  turns of the conversation and randomly perturb the entities. We also ensure that at least 50% of the previous  $k$  turns are corrupted.

### 3.2 Dataset Analysis

Below we provide data statistics and characterize the composition and properties of the datasets that are generated using our proposed perturbation strategies.



Type	Perturbed	Non-perturbed	Turn with perturbation>2
soft	12752	64634	558
hard	8540	68872	8254
grouped	22858	54542	11296
history-corrupt	8534	68878	8247

Table 4: Extrinsic hallucination data statistics

Type	Perturbed	Non-perturbed	Turn with perturbation>2
soft	18560	58558	5
hard	18605	58534	6
repetitive	9712	67560	0
history-corrupt	18597	58542	6

Table 5: Intrinsic hallucination data statistics

### 3.2.1 Data Statistics

Table 4 and 5 shows the statistics of datasets created using different perturbation strategies. The base dataset contains 77,430 data points. However, the perturbed turns in each of these datasets are quite low in comparison. This low number is because not every entity in an utterance has a valid KG path. For extrinsic hallucination,  $\sim 12,000$  to  $\sim 23,000$  utterances were perturbed, and  $\sim 550$  to  $\sim 11,300$  utterances have multiple perturbations. The number of perturbed data points for intrinsic hallucination is less than extrinsic ( $\sim 9,000$  to  $\sim 18,000$ ). The number of utterances with multiple perturbations is negligible due to the many checks the perturbed entities go through (for example, whether the KG path is present, has already occurred or not, etc.) To train and evaluate models, we vary the size of the train split in this range of 10% to 30%<sup>5</sup> with a step of 2.5%, keeping in mind to avoid overfitting. The remaining data is split into equal halves for validation and testing.

### 3.2.2 Parsing Features

In Figure 3 we show the top 10 Named Entity Recognition (NER) tags as identified by the *Spacy* library in extrinsic hallucinations. For extrinsic-soft hallucination, most NER tags are of type PERSON. This corresponds to the fact that the original entities in the base dataset are primarily related to movies, books, and music. In extrinsic-soft hallucination, the associated PERSON name is changed to a closely affiliated person, or a movie name is changed to its director's name. In contrast, the distribution of NER tags is uniform for extrinsic-hard hallucination. Figure 4 and 5 shows the top-10 relations of the perturbed entity with the original entity in both intrinsic-soft and hard hallucinations and the corresponding value in their counterparts. In intrinsic-soft hallucination, more relevant relations are selected like "release year", "starred actors", "written by", etc. On the other hand, in intrinsic-

<sup>5</sup>sequential split

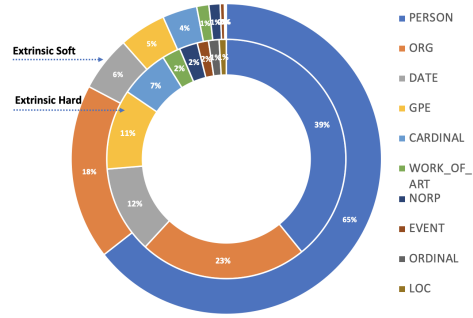


Figure 3: NER distribution in Extrinsic-soft and hard hallucination

hard hallucination, more unusual relations like "Country of Origin", and "Country of Nationality" were among the top relations.

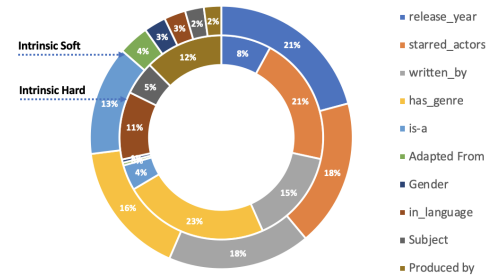


Figure 4: Top 10 relation in perturbed KG triples in intrinsic-soft hallucination

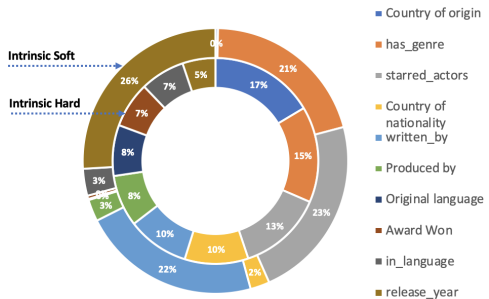


Figure 5: Top 10 relation in perturbed KG triples in intrinsic-hard hallucination

### 3.3 Mixing Datasets

Since in actual data, all kinds of hallucinations are expected to occur. We mix the previously constructed datasets in specific proportions to create a more challenging dataset. Table 11 shows the different mixing ratios for four types of datasets is as follows: **Observed:** We try to mimic the observed data, which is shown in §2.4, we take an average of percentages in for all the decoding strategies. **Balanced:** Goal here is to create a balanced dataset between hallucinated and non-hallucinated turns, each type of hallucination is also balanced. **Extrinsic+:** In this scenario, we increase the percentages

of extrinsic-soft, hard, and grouped by a factor of 2, 1.5, and 1.5, respectively. **Intrinsic+:** here we increase the percentages of intrinsic-soft, hard and repetitive by a factor of 1.5. More details in §D.4.

### 3.4 Human Verification

To verify whether our proposed perturbation strategies inject hallucinations in the original data, we randomly sample 150 examples from each of the mixed dataset’s test splits. Subsequently, these samples were randomly ordered to form a consolidated sample of 600 data points annotated by at least three AMT workers, with the same setting as described in §2.4. Additionally, the graduate student verified where the hallucinations adhere to the perturbation norms. Krippendorff’s alpha were 0.88 and 0.76 among workers, and workers with perturbed data(average), indicating a very high agreement. Since our perturbation strategies are purely deterministic, we kept a large-scale human verification of the automatically annotated data outside the scope of this work. We create a human-verified dataset of 500 samples, 300 taken from this set and 200 from the human feedback study 2.4.

## 4 Task

To identify utterances that contain hallucinations and to locate the entities of concern. We create two tasks:

1. **Utterance classification:** Given the dialog history  $\mathcal{D}$ , knowledge triples  $\mathcal{K}_n$  and the current utterance  $\bar{x}_{n+1}$  we classify  $\bar{x}_{n+1}$  is hallucinated or not.
2. **Token classification:** Given  $\mathcal{D}$ ,  $\mathcal{K}_n$  and  $\bar{x}_{n+1}$ , we need to perform sequence labelling on  $\bar{x}_{n+1}$  and identify the hallucinated spans.

## 5 Baseline Models

As an initial effort toward tackling the suggested hallucination detection task, we create several baseline detection models based on pre-trained transformer models, including BERT, XLNet, and RoBERTa. These transformer-based models represent the state-of-the-art and can potentially better leverage context or embedded world knowledge to detect self-contradictory or anti-commonsense content.

For training the utterance classifier, given  $\mathcal{D}$ ,  $\mathcal{K}_n$  and  $\bar{x}_{n+1}$ , we fine tune a pre-trained model  $\mathcal{M}$  to predict binary hallucinated label  $\mathbf{y}$  for  $\bar{x}_{n+1}$ . Here,  $\mathcal{D}$  and  $\mathcal{K}_n$  are considered as sequence A with token

type ids as 0 and  $\bar{x}_{n+1}$  is considered as sequence B with token type ids as 1. During inference, from the last hidden states  $\mathbf{H} \in \mathbb{R}^{l \times h}$  ( $h, l$  are hidden size and sequence length, respectively), then we obtain the representation  $\mathbf{w} \in \mathbb{R}^h$  by max pooling(i.e.,  $\mathbf{w} = \max\_pool(\mathbf{H})$ ). We then pass  $\mathbf{w}$  through a MLP layer with a *tanh* activation to get the binary label  $y \in \{0, 1\}$ . During training time, we fine-tune the model using cross entropy objective between the predicted labels and the actual labels.

Similarly, for training the sequence classifier, we fine-tune a pre-trained model  $\mathcal{M}_s$ . At first, we encode  $\mathcal{D}$ ,  $\mathcal{K}_n$  and  $\bar{x}_{n+1}$  using  $\mathcal{M}_s$  to get the last hidden states  $\mathbf{H} \in \mathbb{R}^{l \times h}$ , ( $h, l$  are hidden size and sequence length, respectively). Instead of doing a binary classification of each token, we adopt a *BILOU* encoding scheme. The hidden states are passed through an MLP layer with a *tanh* activation to get the 5-way label  $y \in \{B, I, L, O, U\}$ . During training time, we fine-tune the model using a cross-entropy objective between the predicted and actual labels.

## 6 Experimental Setup

**Baseline configurations** we experiment with a variety of pre-trained models via Hugging Face Transformers, including **BERT**-base-uncased(110M), **RoBERTa**-base(125M) and **XLNet**-base-cased(110M). Though using large or medium versions of these models will produce better results, we refrain from using those models as scaling large models in production is costly. More details about training parameters can be found in §E

We also experimented with model architecture as follows: (i) Varied the length of the history (ii) Experimented with max/ mean pooling. (iii) Whether to concatenate the hidden states corresponding to  $\mathcal{K}_n$  with the hidden states corresponding to  $\bar{x}_{n+1}$  before passing them through the MLP layer. (iv) Using a CRF layer instead of MLP for predicting labels in the sequence tagger. The best configuration uses 4 turns of conversational history, max pooling, it does not concatenate hidden states of  $\mathcal{K}_n$  with hidden states of  $\bar{x}_{n+1}$  and uses a 2-layer MLP.

**Evaluation metrics** We evaluate the baselines with formal classification metrics, including precision, recall, and F1 for the hallucination sequence tagger. For the utterance-level hallucination classifier, we report accuracy, precision, recall, F1, and

Dataset	Best Model	Token Level			Utterance Level					
		F1	P	R	F1	P	R	G-Mean(↑)	BSS(↓)	AUC
extrinsic-grouped	BERT(base-uncased)	80.69	80.56	80.82	91.30	91.80	90.81	93.58	5.29	93.62
extrinsic-hard	XLNet(base-cased)	72.12	71.98	72.25	87.36	87.13	87.60	92.80	2.93	92.96
extrinsic-history-corrupt	XLNet(base-cased)	72.38	72.35	72.40	88.10	87.86	88.34	93.24	2.75	93.38
extrinsic-soft	BERT(base-uncased)	64.09	69.22	59.67	74.80	81.96	68.80	81.62	8.03	82.81
intrinsic-hard	XLNet(base-cased)	84.44	85.08	83.81	90.88	92.88	88.97	93.24	4.48	93.34
intrinsic-history-corrupt	XLNet(base-cased)	83.67	82.27	85.11	91.30	91.86	90.74	93.97	4.34	94.02
intrinsic-repetitive	RoBERTa(base)	82.70	82.76	82.64	88.01	89.51	86.55	92.31	3.15	92.50
intrinsic-soft	RoBERTa(base)	78.80	80.19	77.45	87.10	90.54	83.92	90.26	6.22	90.50

Table 6: Test benchmark (numbers in percentages (%)) for component datasets, models trained on 25% of the total dataset.

Dataset	Best Model	Token Level			Utterance Level					
		F1	P	R	F1	P	R	G-Mean(↑)	BSS(↓)	AUC
<b>balanced</b>	RoBERTa-base	73.41	68.75	78.74	88.24	83.85	93.12	<b>86.21</b>	13.14	<b>86.47</b>
<b>observed</b>	XLNet(base-cased)	63.44	57.98	70.03	77.71	71.05	85.73	85.40	14.73	85.40
<b>intrinsic+</b>	RoBERTa-base	75.05	71.11	79.44	90.16	86.52	94.12	84.51	12.78	85.00
<b>extrinsic+</b>	XLNet(base-cased)	<b>75.59</b>	<b>70.79</b>	<b>81.10</b>	<b>90.75</b>	<b>86.77</b>	<b>95.11</b>	83.21	<b>12.65</b>	83.95

Table 7: Test benchmark (numbers in percentages (%)) for mixed datasets, models trained on 25% of the total dataset.

AUC (Area Under Curve) for ROC. We also use the G-Mean metric (Espíndola and Ebecken, 2005), which measures the geographic mean of sensitivity and specificity. We also employ the Brier Skill Score (BSS) metric (Center, 2005), which computes the mean squared error between the reference distribution and the hypothesis probabilities.

## 7 Results and Discussion

**Baseline performance** Table 6 and Table 7 show the baseline performance for the component datasets and mixed datasets. In both the settings, the utterance level hallucination classifier performs better than the token tagger in terms of F1. It can be inferred from Table 6 that, on average, it is comparatively easier to detect intrinsic hallucinations than extrinsic hallucinations; due to grounding on external knowledge, which indicates the validity of our perturbation techniques. However, comparing the occurrence statistics from Table 1, it is noticed that extrinsic-soft hallucination, which has the least F1 score among all types, has the highest occurrences. In extrinsic-grouped and extrinsic-soft hallucinations, it is interesting that BERT performs better than the other pre-trained models. Now for mixed datasets, we ran inference on the test set of **observed** dataset, as expected F1 scores (for utterance classifier and token level tagger) of the **observed** dataset are low as compared to other datasets due to high percentage of extrinsic-soft hallucination. Among other mixed datasets, the XLNet model fine-tuned on **extrinsic+** dataset performs best in terms of F1 scores.

**Performance on human-verified data** We test the best performing models fine-tuned on our **mixed** datasets on human-verified data as de-

Fine-tuned on	Pretrain Model	F1 (Utterance-level)	F1 (Token-level)
MNLI	RoBERTa-large	12.5	-
BEGIN	RoBERTa-large	15.4	-
FaithDial	RoBERTa-large	22.1	-
Intrin-Extrin(Dziri et al., 2021a)	RoBERTa-large	83.81	68.2
balanced	RoBERTa-base	92.27	78.61
observed	XLNet(base-cased)	90.15	70.27
extrinsic+	XLNet(base-cased)	<b>93.97*</b>	<b>85.7*</b>
intrinsic+	RoBERTa-base	93.01	84.33

Table 8: Performance of several benchmark models and models trained on FADE on the 500 human-verified data (\*p-value < 0.001)

Fine-tuned on	Model	BEGIN	FaithDial
MNLI(3-way)(Dziri et al., 2021b)	T5	49.5	-
MNLI(Dziri et al., 2022a)	RoBERTa-large	61.1	81.6
intrinsic_hard	RoBERTa-base	37.12	51.34
intrinsic_history_corrupt	RoBERTa-base	43.23	63.11
intrinsic_hard	RoBERTa-large	44.42	64.1
intrinsic_history_corrupt	RoBERTa-large	55.11	71.43

Table 9: Zero-shot inference F1 scores on BEGIN and FaithDial benchmarks using utterance classification models trained on FADE

scribed in §3.4. Using the existing benchmark and baseline models, we also perform a zero-shot inference on the human-verified data. From Table 8, it is clear that the models fine-tuned on existing benchmark data cannot understand fact hallucination, especially when entities are misplaced. On the other hand, models trained on our datasets have F1 scores over 90% and outperform the current baseline by 10.16% and 17.5% in the two tasks using a pre-trained model with fewer parameters. This suggests that identifying abrupt fact hallucination is more challenging than other types of hallucination (like presenting more data than expected), which are more commonly exhibited in the benchmark datasets.

**Generalisability** We make zero-shot inference on BEGIN and FaithDial datasets’ test splits. To make a fair comparison with the benchmark models, we further fine-tune `roberta-large` model on our datasets. Table 9 shows that F1 scores obtained from our best models underperform the best

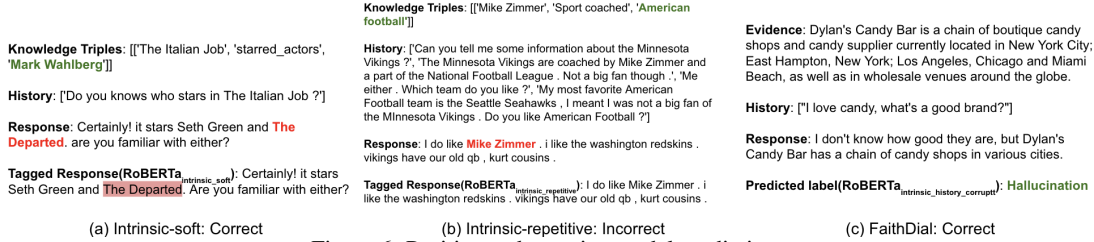


Figure 6: Positive and negative model predictions

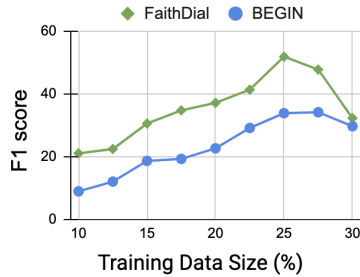


Figure 7: Generalisation capability of RoBERTa-large model fine-tuned using multiple splits of intrinsic-history-corrupt dataset

performing baseline by 6% in BEGIN dataset and 10.17% in the FaithDial dataset. Even though the performance is low, we have to understand that the benchmark datasets contain hallucinations that are fundamentally very different from fact hallucinations. Also, we notice that models trained on intrinsic hallucination perform the best because the hallucinatory responses in the benchmark dataset do not deviate much from the evidence. To estimate how much training data is optimum for generalisability, we ran inference on benchmark datasets using models fine-tuned to 10% to 30% (with a step of 2.5%) data in train split. As shown in Figure 7 approximately 25% is found to be optimum.

**Model Predictions** We visualized the predictions on different datasets in Figure 6. Our models were able to easily identify the hallucinated entities as shown in Figure 6a here "The Departed" is a movie in which "Mark Wahlberg" has acted but is not related to the movie discussed in the context, i.e., "The Italian Job". Similarly, predictions made on the FaithDial dataset(Figure 6c) show that our models could produce accurate predictions when the response is generating something that is not expected, but the hallucination has similarities with the evidence. Our model sometimes fails to understand when the history is convoluted(Figure 6b)).

## 8 Related Work

**Hallucination in Dialogue Systems** Hallucination in knowledge-grounded dialogue generation sys-

tem is an emerging area of research (Roller et al., 2021; Mielke et al., 2020; Shuster et al., 2021; Rashkin et al., 2021b; Dziri et al., 2021a). Prior work addressed this issue by conditioning generation on control tokens (Rashkin et al., 2021b), by training a token level hallucination critic to identify troublesome entities and rectify them (Dziri et al., 2021a) or by augmenting a generative model with a knowledge retrieval mechanism (Shuster et al., 2021). Though beneficial, these models are trained on noisy training data (Dziri et al., 2022b) which can amplify the hallucinations further. Closest to our work (Dziri et al., 2021a) has created a hallucination critic using extrinsic-intrinsic corruption strategies. In contrast, we create more fine-grained corruption strategies so that hallucinated data mimics the attributions of a neural chat module.

**Hallucination Evaluation** Recently several benchmarks have been introduced, such as BEGIN(Dziri et al., 2021b), DialFact(Gupta et al., 2022), FaithDial(Dziri et al., 2022a) and Attributable to Identified Sources (AIS) (Rashkin et al., 2021a) framework. Though these methods can serve as a decent benchmarking system, their performance in detecting entity-level hallucination is unknown. In this work, we further contribute to this problem by proposing an entity-level hallucination detector trained on data created by various fine-grained perturbation strategies.

## 9 Conclusion

In this work, we have analyzed the modes of entity-level fact hallucination, which is an open problem in KG-grounded dialogue systems. Through a human feedback analysis, we demonstrate that these KG-grounded neural generators manifest more nuanced hallucinations than straightforward studied approaches. We have proposed fine-grained perturbation strategies to create a dataset that mimics the real-world observations and create a series of datasets collectively known as FADE. Our entity-level hallucination detection model can predict hal-



lucinated entities with an F1 score of 75.59% and classify whether an utterance is hallucinated or not with an F1 score of 90.75%. Our models can generalize well when zero-shot predictions are made on benchmarks like BEGIN and FaithDial, indicating our perturbation strategies' robustness. This work can be extended by devising more sophisticated perturbation mechanisms, which can simulate other types of hallucinations.

## Limitations

The major limitations of this work are as follows:

- The token-level hallucination classifier and utterance-level hallucination classifier can have contradictory results; however, this happens in a small percentage of data.
- Models trained on extrinsic datasets do not generalize well on the benchmark datasets, as the benchmark dataset contains hallucination mostly related to the evidence provided.

## Acknowledgements

We thank the anonymous reviewers for providing valuable feedback on our manuscript. This work is partly supported by NSF grant number IIS-2214070. The content in this paper is solely the responsibility of the authors and does not necessarily represent the official views of the funding entity.

## References

- Hannah Bast, Florian Baurle, Björn Buchhold, and Elmar Haußmann. 2014. [Easy access to the freebase dataset](#). In *Proceedings of the 23rd International Conference on World Wide Web, WWW '14 Companion*, page 95–98, New York, NY, USA. Association for Computing Machinery.
- Tom B. Brown, Benjamin Mann, Nick Ryder, Melanie Subbiah, Jared Kaplan, Prafulla Dhariwal, Arvind Neelakantan, Pranav Shyam, Girish Sastry, Amanda Askell, Sandhini Agarwal, Ariel Herbert-Voss, Gretchen Krueger, Tom Henighan, Rewon Child, Aditya Ramesh, Daniel M. Ziegler, Jeffrey Wu, Clemens Winter, Christopher Hesse, Mark Chen, Eric Sigler, Mateusz Litwin, Scott Gray, Benjamin Chess, Jack Clark, Christopher Berner, Sam McCandlish, Alec Radford, Ilya Sutskever, and Dario Amodei. 2020. [Language models are few-shot learners](#).
- NOAA-CIRES Climate Diagnostics Center. 2005. Brier skill scores, rocs, and economic value diagrams can report false skill.
- Nouha Dziri, Ehsan Kamalloo, Sivan Milton, Osmar Zaiane, Mo Yu, Edoardo M. Ponti, and Siva Reddy. 2022a. [Faithdial: A faithful benchmark for information-seeking dialogue](#).
- Nouha Dziri, Andrea Madotto, Osmar Zaiane, and Avishek Joey Bose. 2021a. [Neural path hunter: Reducing hallucination in dialogue systems via path grounding](#). In *Proceedings of the 2021 Conference on Empirical Methods in Natural Language Processing*, pages 2197–2214, Online and Punta Cana, Dominican Republic. Association for Computational Linguistics.
- Nouha Dziri, Sivan Milton, Mo Yu, Osmar Zaiane, and Siva Reddy. 2022b. [On the origin of hallucinations in conversational models: Is it the datasets or the models?](#)
- Nouha Dziri, Sivan Milton, Mo Yu, Osmar Zaiane, and Siva Reddy. 2022c. [On the origin of hallucinations in conversational models: Is it the datasets or the models?](#)
- Nouha Dziri, Hannah Rashkin, Tal Linzen, and David Reitter. 2021b. [Evaluating groundedness in dialogue systems: The begin benchmark](#).
- Rogério P Espíndola and Nelson FF Ebecken. 2005. On extending f-measure and g-mean metrics to multi-class problems. *WIT Transactions on Information and Communication Technologies*, 35.
- Prakhar Gupta, Chien-Sheng Wu, Wenhao Liu, and Caiming Xiong. 2022. [DialFact: A benchmark for fact-checking in dialogue](#). In *Proceedings of the 60th Annual Meeting of the Association for Computational Linguistics (Volume 1: Long Papers)*, pages 3785–3801, Dublin, Ireland. Association for Computational Linguistics.
- Joshua Maynez, Shashi Narayan, Bernd Bohnet, and Ryan McDonald. 2020. [On faithfulness and factuality in abstractive summarization](#). In *Proceedings of the 58th Annual Meeting of the Association for Computational Linguistics*, pages 1906–1919, Online. Association for Computational Linguistics.
- Sabrina J. Mielke, Arthur Szlam, Y-Lan Boureau, and Emily Dinan. 2020. [Linguistic calibration through metacognition: aligning dialogue agent responses with expected correctness](#).
- Seungwhan Moon, Pararth Shah, Anuj Kumar, and Rajen Subba. 2019. [OpenDialKG: Explainable conversational reasoning with attention-based walks over knowledge graphs](#). In *Proceedings of the 57th Annual Meeting of the Association for Computational Linguistics*, pages 845–854, Florence, Italy. Association for Computational Linguistics.
- Ankur Parikh, Xuezhi Wang, Sebastian Gehrmann, Manaal Faruqui, Bhuvan Dhingra, Diyi Yang, and Dipanjan Das. 2020. [ToTTo: A controlled table-to-text generation dataset](#). In *Proceedings of the 2020*

*Conference on Empirical Methods in Natural Language Processing (EMNLP)*, pages 1173–1186, Online. Association for Computational Linguistics.

Alec Radford, Jeffrey Wu, Rewon Child, David Luan, Dario Amodei, Ilya Sutskever, et al. 2019. Language models are unsupervised multitask learners. *OpenAI blog*, 1(8):9.

Hannah Rashkin, Vitaly Nikolaev, Matthew Lamm, Michael Collins, Dipanjan Das, Slav Petrov, Gaurav Singh Tomar, Iulia Turc, and David Reitter. 2021a. [Measuring attribution in natural language generation models](#).

Hannah Rashkin, David Reitter, Gaurav Singh Tomar, and Dipanjan Das. 2021b. [Increasing faithfulness in knowledge-grounded dialogue with controllable features](#). In *Proceedings of the 59th Annual Meeting of the Association for Computational Linguistics and the 11th International Joint Conference on Natural Language Processing (Volume 1: Long Papers)*, pages 704–718, Online. Association for Computational Linguistics.

Stephen Roller, Emily Dinan, Naman Goyal, Da Ju, Mary Williamson, Yinhan Liu, Jing Xu, Myle Ott, Eric Michael Smith, Y-Lan Boureau, and Jason Weston. 2021. [Recipes for building an open-domain chatbot](#). In *Proceedings of the 16th Conference of the European Chapter of the Association for Computational Linguistics: Main Volume*, pages 300–325, Online. Association for Computational Linguistics.

Abigail See and Christopher Manning. 2021. [Understanding and predicting user dissatisfaction in a neural generative chatbot](#). In *Proceedings of the 22nd Annual Meeting of the Special Interest Group on Discourse and Dialogue*, pages 1–12, Singapore and Online. Association for Computational Linguistics.

Kurt Shuster, Spencer Poff, Moya Chen, Douwe Kiela, and Jason Weston. 2021. [Retrieval augmentation reduces hallucination in conversation](#). In *Findings of the Association for Computational Linguistics: EMNLP 2021*, pages 3784–3803, Punta Cana, Dominican Republic. Association for Computational Linguistics.

Eric Smith, Orion Hsu, Rebecca Qian, Stephen Roller, Y-Lan Boureau, and Jason Weston. 2022. [Human evaluation of conversations is an open problem: comparing the sensitivity of various methods for evaluating dialogue agents](#). In *Proceedings of the 4th Workshop on NLP for Conversational AI*, pages 77–97, Dublin, Ireland. Association for Computational Linguistics.

Yi-Lin Tuan, Yun-Nung Chen, and Hung-yi Lee. 2019. [DyKgChat: Benchmarking dialogue generation grounding on dynamic knowledge graphs](#). In *Proceedings of the 2019 Conference on Empirical Methods in Natural Language Processing and the*

*9th International Joint Conference on Natural Language Processing (EMNLP-IJCNLP)*, pages 1855–1865, Hong Kong, China. Association for Computational Linguistics.

Sam Wiseman, Stuart Shieber, and Alexander Rush. 2017. [Challenges in data-to-document generation](#). In *Proceedings of the 2017 Conference on Empirical Methods in Natural Language Processing*, pages 2253–2263, Copenhagen, Denmark. Association for Computational Linguistics.

Thomas Wolf, Lysandre Debut, Victor Sanh, Julien Chaumond, Clement Delangue, Anthony Moi, Pierric Cistac, Tim Rault, Remi Louf, Morgan Funtowicz, Joe Davison, Sam Shleifer, Patrick von Platen, Clara Ma, Yacine Jernite, Julien Plu, Canwen Xu, Teven Le Scao, Sylvain Gugger, Mariama Drame, Quentin Lhoest, and Alexander Rush. 2020. [Transformers: State-of-the-art natural language processing](#). In *Proceedings of the 2020 Conference on Empirical Methods in Natural Language Processing: System Demonstrations*, pages 38–45, Online. Association for Computational Linguistics.

## A Definition Details

HISTORY
A: Could you recommend movies similar to the The Dark Knight ?
B: The sequel to Batman Begins is The Dark Knight.
A: Okay . Who is the director of The Dark Knight and any other movies from him not related to Batman ?
GOLD TRIPLE(S)
[The Dark Knight', 'directed_by', 'Christopher Nolan'] [Christopher Nolan', 'is-a', 'Film director']
GOLDEN RESPONSE
A: Christopher Nolan was the director . He also directed Insomnia and Inception .
CORRUPTED RESPONSE(Soft)
A: Steven Spielberg was the director . He also directed insomnia and inception .
CORRUPTED RESPONSE(Hard)
A: Joe Biden was the director . He also directed insomnia and inception .
CORRUPTED RESPONSE(Grouped)
A: Warner Bros. was the director . He also directed insomnia and inception .

Figure 8: Extrinsic Hallucination

(a) (Extrinsic-Soft). *An extrinsic-soft hallucination corresponds to an utterance that brings a new span of text which is similar to the expected span but does not correspond to a valid triple in  $\mathcal{G}_c^k$ .*

A hallucination is considered extrinsic when knowledge is injected which is not authentically captured by  $\mathcal{G}_c^k$ . However, the injected knowledge

Group	Definition	Groups
1	A person, organization, political party, or part of a religious group can be related to each other.	"PERSON", "ORG", "NORP"
2	Location, building, airports, infrastructure	"LOC", "GPE", "FAC"
3	elements, countries, cities, and states can be interrelated	"PRODUCT", "WORK_OF_ART", "LAW"

Table 10: Defined groups for extrinsic-grouped hallucination

is similar to the expected entity. Identifying this type of hallucination can be challenging due to the high similarity between the injected and gold knowledge. For example, in Figure 8 the dialogue sample contains an extrinsic-soft hallucination as the entity in response – "Steven Spielberg" is similar to "Christopher Nolan", and it is not supported within 1-hop sub-graph.

(b) (Extrinsic-Hard). *An extrinsic-hard hallucination corresponds to an utterance that brings a new span of text which is different from the expected span and does not correspond to a valid triple in  $\mathcal{G}_c^k$ .*

An extrinsic-hard hallucination occurs when injected knowledge is dissimilar to the expected entity and is not supported within the 1-hop sub-graph. It is easier to detect extrinsic-hard than extrinsic-soft as the entities are fundamentally different from the entities present in the 1-hop sub-graph. However, the entity type is retained, like an entity with a type "person" will be replaced by the same type of entity. Figure 8 shows an example of extrinsic-hard hallucination, where the golden entity "Christopher Nolan" is replaced by a different category of entity, "Joe Biden", but the type of entity is retained.

(c) (Extrinsic-Grouped). *An extrinsic-grouped hallucination corresponds to an utterance that brings a new span of text which is different from the expected span but is of a specific predefined type and does not correspond to a valid triple in  $\mathcal{G}_c^k$ .*

Like an extrinsic-hard hallucination, extrinsic-grouped hallucination introduces an entity that is functionally different from the original entity and not supported by the 1-hop sub-graph. The only difference is that the corrupted entity is not of the same type; instead, it is replaced by an entity of a similar type, defined in Table 10. For example, Figure 8 shows "Christopher Nolan" which is of type "person" is replaced by "Warner Bros." of type "organization". Here, the types "person" and "organization" are placed in the same group.

(d) (Intrinsic-Soft). *An intrinsic-soft hallucination corresponds to an utterance that misuses any triple*

HISTORY

A: Could you recommend movies similar to the The Dark Knight ?

B: The sequel to **Batman Begins** is The Dark Knight .

A: Okay . Who is the director of The Dark Knight and any other movies from him not related to Batman ?

GOLD TRIPLE(S)

[The Dark Knight', 'directed\_by', 'Christopher Nolan']  
 ['Christopher Nolan', 'is-a', 'Film director']

GOLDEN RESPONSE

A: **Christopher Nolan** was the director . He also directed Insomnia and Inception .

CORRUPTED RESPONSE(Soft)

A: **The Dark Knight Rises** was the director . He also directed insomnia and inception .

CORRUPTED RESPONSE(Hard)

A: **United States of America** was the director . He also directed insomnia and inception .

CORRUPTED RESPONSE(Repetitive)

A: **Batman Begins** was the director . He also directed insomnia and inception .

Figure 9: Intrinsic Hallucination

in  $\mathcal{G}_c^k$  such that there is no direct path between the entities, but they are similar to each other.

Intrinsic hallucinations occur when the KG triples are misused, especially in intrinsic-soft hallucination an entity is selected from  $\mathcal{G}_c^k$  which is very similar or closely related to the original entity. For example, in Figure 9, "Christopher Nolan" is replaced with "The Dark Knight Rises" which is retrieved from the 1-hop sub-graph and has close relation with the original entity "Christopher Nolan".

(e) (Intrinsic-Hard). *An intrinsic-hard hallucination corresponds to an utterance that misuses any triple in  $\mathcal{G}_c^k$  such that there is no direct path between the entities, and they are not related in any form.*

Similar to intrinsic-soft hallucination, it also misuses the information in KG triples. However, the similarity of the corrupted entity with the original entity is relatively tiny. For example, in Figure 9, "Christopher Nolan" is replaced with "United States of America". Although the corrupted entity is drawn from  $\mathcal{G}_c^k$ , it is very different from the original entity.

(f) (Intrinsic-Repetitive). *An intrinsic-repetitive hallucination corresponds to an utterance that either misuse [SBJ] or [OBJ] in  $\mathcal{G}_c^k$  such that there is no direct path between the entities but the entity*

has previously occurred in conversational history.

An entity from the conversational history is often repeated in the current utterances, which corresponds to intrinsic-repetitive hallucination. Here, an entity from the history which also occurs in  $\mathcal{G}_c^k$  and of high relatedness, is swapped with the original entity. Figure 9 shows "Batman Begins" which is supported by  $\mathcal{G}_c^k$  is replaced with "Christopher Nolan".

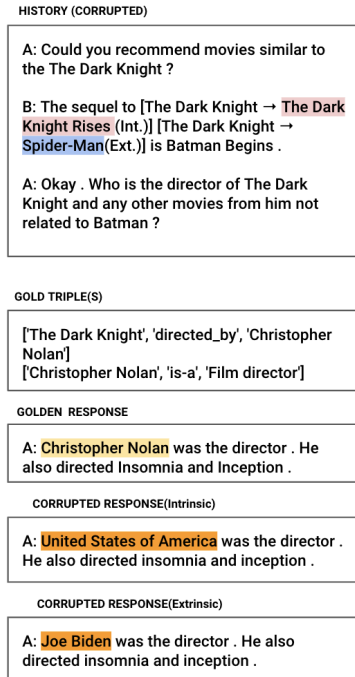


Figure 10: History Corrupted Hallucination

(g) (History Corrupted- Intrinsic/ Extrinsic). A history corrupted(*intrinsic/extrinsic*) hallucination corresponds to an utterance subjected to *intrinsic or extrinsic hallucination influenced by hallucinated entities in conversational history*.

Sometimes conversational agents are driven into a perplexed state, and we can witness hallucinations in most turns. So, this hallucinated history can trigger hallucination in the current utterance. This phenomenon can be seen both in extrinsic and intrinsic forms of hallucination. Figure 10 depicts extrinsic/intrinsic hallucination occurring in history – "The Dark Knight" is changed to "The Dark Knight Rises" for intrinsic hallucination; similarly, "The Dark Knight" is changed to "Spider-Man" for extrinsic hallucination. Hallucinations in the current utterance happen as described in previous sections.

## B AMT Instructions

We present the screenshot of the annotation interface in Figure 12, 12 and 13. Workers were paid an average of \$7-8 per hour across all tasks. We agree that this annotation process has a high learning curve. Even workers with high approval rates made errors in the initial rounds of annotation. A graduate computer science student manually verified randomly selected samples and provided feedback to the workers. Feedback was given to the workers, especially when they selected the same answers for ten consecutive HITS. After sending feedback three times, all spammed HITS were discarded.

## C OpenDialKG

We use OpenDialKG (Moon et al., 2019), a crowd-sourced English dialogue dataset where two workers are paired together to chat about a particular topic. The first speaker is requested to start the conversation about a given entity. The second speaker is assigned to write an accurate response based on facts extracted from an existing KG, Freebase (Bast et al., 2014). The facts represent paths from the KG that are either 1-hop or 2-hop from the initial entity. Once the second speaker responds, the first speaker continues discussing the topic engagingly, and new multi-hop facts from the KG are shown to the second speaker. The dialogue can be considered as traversing multiple paths in the KG. However, not all utterances within the same conversation are grounded on facts from the KG. The second speaker can decide not to select a path from the KG to form an answer and instead forms a "chit-chat" response. Overall, the dataset consists of four domains: movie, music, sport, and book, where each second speaker's utterance is annotated with paths from the KG. The KG corresponds to an extensive subgraph extracted from Freebase with  $\sim 1.2M$  triples (subject, predicate, object),  $\sim 101k$  distinct entities, and 1357 distinct relations. We use 77,430 data points in the dataset for constructing FADE.

## D Perturbation Hyper-parameters

### D.1 Search Index Details

We use Solr in case of extrinsic hallucination. We use the BM25 index, defined by the class `solr.BM25SimilarityFactory`. We manually labeled 50 data points(for the entity type PERSON) for tuning the indexes through grid



**Please state if the response contains irrelevant phrase(s) or not. If yes, then, please select its type and note down the phrase**

We have provided you with some knowledge paths and conversational history. In the given response, state if the response contains irrelevant phrases. If found, please select its type and note down the phrase. Examples of each type of error are provided below:

Conversation history:

**Speaker A:** Could you recommend movies similar to The Dark Knight?

**Speaker B:** The sequel to Batman Begins is The Dark Knight.

**Speaker A:** Okay . Who is the director of The Dark Knight and any other movies from him not related to Batman?

Knowledge paths:

**Path 1:** ['The Dark Knight', 'directed\_by', 'Christopher Nolan']

**Path 2:** ['Christopher Nolan', 'is-a', 'Film director']

Golden Response(this is for reference, it does not appear in the real data):

**Speaker B:** Christopher Nolan was the director. He also directed Insomnia and Inception.

**Extrinsic Hallucinations:**

- **Extrinsic soft:** When an irrelevant phrase is introduced which is similar to the expected phrase but the phrase does not appear in the knowledge paths. For example,  
**Speaker B:** Steven Spielberg was the director. He also directed Insomnia and Inception.
- **Extrinsic hard:** When an irrelevant phrase is introduced which is not similar to the expected phrase and the phrase does not appear in the knowledge paths. For example,  
**Speaker B:** Joe Biden was the director. He also directed Insomnia and Inception.
- **Extrinsic grouped:** When an irrelevant phrase is introduced which is related to the expected phrase but the phrase does not appear in the knowledge paths. For example,  
**Speaker B:** Warner Bros was the director. He also directed Insomnia and Inception.

**Valid relations:**

- A person, organization, political party, or part of a religious group can be related to each other.
- Location, building, airports, infrastructure elements, countries, cities, and states can be interrelated.
- A product, work of art, or law can be interrelated.

Figure 11: Annotation interface for human feedback analysis(Instructions, part 1)

**Intrinsic Hallucinations:**

- **Intrinsic soft:** When an irrelevant phrase is introduced which is similar to the expected phrase and the phrase does appear/ or is related to the knowledge paths. For example,  
**Speaker B:** The Dark Knight was the director. He also directed Insomnia and Inception.
- **Intrinsic hard:** When an irrelevant phrase is introduced which is not similar to the expected phrase and the phrase does appear/ or is related to the knowledge paths. For example,  
**Speaker B:** United States of America was the director. He also directed Insomnia and Inception. (Christopher Nolan is a citizen of the United States of America)
- **Intrinsic repetitive:** When an irrelevant phrase is introduced which is related to the expected phrase, appears in conversational history, and the phrase does appear/ or is related to the knowledge paths. For example,  
**Speaker B:** Batman Begins was the director. He also directed Insomnia and Inception.

**History Corrupted Hallucinations:**

Corrupted Conversation history:

**Speaker A:** Could you recommend movies similar to The Dark Knight?

**Speaker B:** The sequel to The Dark Knight Rises is Spider-Man.

**Speaker A:** Okay . Who is the director of The Dark Knight and any other movies from him not related to Batman?

Now consider this conversation history, if you look closely, the second turn is corrupted with irrelevant entities.

- **History corrupt intrinsic:** When an irrelevant phrase is introduced which is of any type of intrinsic hallucination **AND** the conversation history is corrupted. For example,  
**Speaker B:** The Dark Knight was the director. He also directed Insomnia and Inception.
- **History corrupt extrinsic:** When an irrelevant phrase is introduced which is of any type of intrinsic hallucination **AND** the conversation history is corrupted. For example,  
**Speaker B:** Warner Bros was the director. He also directed Insomnia and Inception.

Figure 12: Annotation interface for human feedback analysis(Instructions, part 2)

### Now complete the following task:

Knowledge paths:

Path 1: ['Gautam Gambhir', 'is-a', 'Athlete']  
Path 2: ['Athlete', '~is-a', 'Venus Williams']

Conversation history:

Speaker A: What do you think about Gautam Gambhir Indian cricketer ?

Response:

Speaker B: to be honest, I don't really know anything about him. I'm more of a tennis fan . one of my favorite players is Gautam Gambhir

Does the response contain irrelevant phrase(s)?

Yes  No

If yes, then write down the irrelevant phrases(s) and select their type(up to 3):

irrelevant phrase(s)  
\_\_\_\_\_  
Type:  
 extrinsic\_soft  extrinsic\_hard  extrinsic\_grouped  intrinsic\_soft  intrinsic\_hard  extrinsic\_history\_corrupt  intrinsic\_history\_corrupt

irrelevant phrase(s)  
\_\_\_\_\_  
Type:  
 extrinsic\_soft  extrinsic\_hard  extrinsic\_grouped  intrinsic\_soft  intrinsic\_hard  extrinsic\_history\_corrupt  intrinsic\_history\_corrupt

irrelevant phrase(s)  
\_\_\_\_\_  
Type:  
 extrinsic\_soft  extrinsic\_hard  extrinsic\_grouped  intrinsic\_soft  intrinsic\_hard  extrinsic\_history\_corrupt  intrinsic\_history\_corrupt

Figure 13: Annotation interface for human feedback analysis(example annotation, workers were ask to find up to 3 spans if hallucinations are found in the data)

search. Grid-search conditions were as follows:  $b$  was varied from 0.3 to 0.9 with a step of 0.1 and  $k_1$  was varied from 0.8 to 2.0 with a step of 0.2. Following grid search, an optimum MAP score of 0.789 was found, with  $b = 0.9$  and  $k_1 = 1.6$ . For the dynamic indexes that were created in the case of intrinsic hallucination, we use the python library [https://github.com/dorianbrown/rank\\_bm25](https://github.com/dorianbrown/rank_bm25) with default configurations.

## D.2 Free parameter & $\beta$ optimization

We use a free term weight parameter( $\varepsilon$ ) in intrinsic hallucination to represent the queries and nodes. Similar to extrinsic hallucination we manually annotated 50 data-points and ran grid search for  $\varepsilon \in \{10^{-i}, 2 \times 10^{-i}; i \in \{1, 5\}\}$ , and found  $\varepsilon = 2 \times 10^{-4}$  to be the optimum value. We used the same technique for optimizing  $\beta$ , and the search space ranged from 0.1 to 0.7 with a step of 0.05.

## D.3 KG embeddings

We follow the same approach (Dziri et al., 2021a) for generating the KG embeddings. OpenDialKG

Dataset Type	Ext-Soft(%)	Ext-Hard(%)	Ext-Grp(%)	Int-Soft(%)	Int-Hard(%)	Int-Rep(%)	HC-Ext(%)	HC-Int(%)	N-Halluc(%)
Observed	12.495	6.4425	1.04	0.92	1.025	1.7	2.4575	1.4575	72.4625
Balanced	6.25	6.25	6.25	6.25	6.25	6.25	6.25	6.25	50
Extrinsic+	12.5	9.375	9.375	6.25	6.25	6.25	6.25	6.25	37.5
Intrinsic+	6.25	6.25	6.25	9.375	9.375	9.375	6.25	6.25	40.625

Table 11: Mixing ratios for different datasets

triples are also represented using a textual term called "render". For the triples containing this term, we pass it through to GPT2 and then extract hidden state representations for each entity's word piece and finally obtain a final representation by applying a MaxPool over the hidden representations. For entity mentions not described in "render", we get their representations directly from the last hidden states in GPT2.

## D.4 Mixing Ratios

Mixing ratios for creating the mixed datasets are defined in Table 11. Perturbed and non-perturbed samples are drawn randomly from component datasets.

## E Implementation Details

The utterance and token level classifier are implemented using the Pytorch Huggingface Transformers library (Wolf et al., 2020). The following con-

Hyperparameter	Value
train_batch_size	12
gradient_accumulation_steps	2
num_train_epochs	4(Token)/10(Utt)
weight_decay	0.01
warmup_proportion	0.1
learning_rate	1e-5
adam_epsilon	1e-8
max_grad_norm	1
eval_batch_size	18

Table 12: RoBERTa-base hyper parameters

Hyperparameter	Value
train_batch_size	12
gradient_accumulation_steps	2
num_train_epochs	4(Token)/10(Utt)
weight_decay	0.01
warmup_proportion	0.1
learning_rate	2e-5
adam_epsilon	1.5e-8
max_grad_norm	1
eval_batch_size	18

Table 13: RoBERTa-large hyper parameters

figuration were found to be best performing for each models, as shown in Table 12, 13, 14 and 15. The models were trained in a single NVIDIA A5000 GPU, the average running time for the base models were 2.5 hours, and for the large model was  $\sim 5$  hours.

## F Supplementary results

We report metrics for all the models trained using 25% of the dataset, for component datasets in Table 16 and mixed datasets in Table 17.

Hyperparameter	Value
train_batch_size	12
gradient_accumulation_steps	2
num_train_epochs	4(Token)/10(Utt)
weight_decay	0.01
warmup_proportion	0.1
learning_rate	5e-5
adam_epsilon	1e-8
max_grad_norm	1
eval_batch_size	18

Table 15: XLNet-base hyper parameters

Hyperparameter	Value
train_batch_size	12
gradient_accumulation_steps	2
num_train_epochs	4(Token)/10(Utt)
weight_decay	0.01
warmup_proportion	0.1
learning_rate	5e-5
adam_epsilon	1e-8
max_grad_norm	1
eval_batch_size	18

Table 14: BERT-base-uncased hyper parameters

Dataset	Best Model	Token Level			Utterance Level					
		F1	P	R	F1	P	R	G-Mean	BSS	AUC
extrinsic_hard	roberta-base	0.70613382	0.68956357	0.72352004	0.86181139	0.83985441	0.88494727	0.93029609	0.03277357	0.93145803
extrinsic_grouped	roberta-base	0.7986706	0.77534593	0.82344214	0.90499405	0.89090483	0.91953606	0.93487266	0.0589842	0.93500056
intrinsic_hard	roberta-base	0.84409519	0.84717262	0.84104004	0.90789771	0.92741563	0.8891844	0.93192336	0.04522725	0.9329505
intrinsic_soft	roberta-base	0.78797921	0.80193163	0.774504	0.87102229	0.90540109	0.83915877	0.90255779	0.06217348	0.90495271
intrinsic_repetitive	roberta-base	0.82702178	0.82759578	0.82644857	0.88005638	0.89506881	0.86553923	0.92305012	0.03146957	0.92496078
intrinsic_history_corrupt	roberta-base	0.83406626	0.82763636	0.84059684	0.90857229	0.92340555	0.89420804	0.93381877	0.04511612	0.93469609
extrinsic_history_corrupt	roberta-base	0.72010547	0.71212516	0.72826667	0.87400219	0.85486834	0.89401217	0.93612638	0.02971357	0.93711831
extrinsic_soft	roberta-base	0.60045426	0.60811376	0.59298532	0.72017689	0.74873563	0.69371672	0.81231271	0.09344656	0.82245014
extrinsic_hard	bert-base-uncased	0.71146832	0.72259569	0.70067846	0.88285121	0.88299233	0.88271013	0.93232489	0.02705296	0.93371925
extrinsic_grouped	bert-base-uncased	0.80688364	0.8056026	0.80816875	0.91302235	0.9180408	0.90805848	0.93577473	0.05285693	0.93619772
intrinsic_hard	bert-base-uncased	0.83328471	0.82308025	0.84374538	0.91416629	0.92395896	0.90457903	0.93917074	0.04259417	0.93983215
intrinsic_soft	bert-base-uncased	0.75277325	0.79087205	0.71817644	0.85483616	0.91836735	0.79952621	0.88349437	0.06794858	0.88790364
intrinsic_repetitive	bert-base-uncased	0.7481198	0.71392596	0.78575388	0.84134941	0.82295256	0.86058758	0.91436157	0.04330141	0.9160416
intrinsic_history_corrupt	bert-base-uncased	0.82318199	0.8229997	0.82336435	0.90891209	0.9316067	0.8872969	0.93164021	0.04459424	0.93274826
extrinsic_history_corrupt	bert-base-uncased	0.67029785	0.69294369	0.64908533	0.87358552	0.88214169	0.86519372	0.92312672	0.02886461	0.9250663
extrinsic_soft	bert-base-uncased	0.64089366	0.6922167	0.59665579	0.7480315	0.81958894	0.68796592	0.81616138	0.08033967	0.82810534
extrinsic_hard	xlnet-base-cased	0.72115512	0.71982018	0.72249502	0.8736255	0.8712651	0.87599872	0.92800607	0.02926739	0.92954989
extrinsic_grouped	xlnet-base-cased	0.78452923	0.77288925	0.79652518	0.89920345	0.8915677	0.90697112	0.92895654	0.06212166	0.92922301
intrinsic_hard	xlnet-base-cased	0.84443122	0.85082459	0.83813322	0.90878914	0.92875867	0.88966027	0.93238499	0.04477944	0.93341088
intrinsic_soft	xlnet-base-cased	0.76722735	0.80484632	0.73296801	0.85379657	0.90941058	0.80459259	0.88491991	0.06892207	0.88892969
intrinsic_repetitive	xlnet-base-cased	0.7941989	0.79135701	0.79706127	0.86978508	0.88154897	0.85833102	0.91820183	0.03428001	0.9202899
intrinsic_history_corrupt	xlnet-base-cased	0.83667247	0.82269807	0.85112982	0.91298209	0.91864812	0.90738552	0.9396723	0.04337198	0.94024672
extrinsic_history_corrupt	xlnet-base-cased	0.72378159	0.72354039	0.72402294	0.88100942	0.87862377	0.88340807	0.93239789	0.02749991	0.93375627
extrinsic_soft	xlnet-base-cased	0.60896216	0.63207547	0.58747961	0.73844753	0.79296016	0.69094782	0.81535862	0.08484401	0.82655921

Table 16: All models benchmark (numbers in fractions) for component datasets, models trained on 25% of the total dataset.

Dataset	Best Model	Token Level			Utterance Level					
		F1	P	R	F1	P	R	G-Mean	BSS	AUC
balanced	roberta-base	0.73405875	0.68751809	0.78735795	0.882424	0.83853553	0.93116042	0.86213807	0.131385	0.86469621
observed	roberta-base	0.62554537	0.59004757	0.66558773	0.77904114	0.73266454	0.83168565	0.85077041	0.14126728	0.85098938
extrinsic_plus	roberta-base	0.74849152	0.71339648	0.78721816	0.90921175	0.87804878	0.94266814	0.84332203	0.12278872	0.84855698
intrinsic_plus	roberta-base	0.75045075	0.71112613	0.79437919	0.90157054	0.86518353	0.94115257	0.84511316	0.12778319	0.85001331
balanced	bert-base-uncased	0.6570643	0.57930535	0.7589345	0.85119497	0.78285516	0.9326075	0.81309735	0.17265032	0.82075474
observed	bert-base-uncased	0.59965325	0.52847854	0.6929832	0.76124302	0.67629046	0.87060443	0.84589508	0.16352531	0.84624573
extrinsic_plus	bert-base-uncased	0.72993044	0.663004	0.81188563	0.90179749	0.84940317	0.96108049	0.8086632	0.1365238	0.82074909
intrinsic_plus	bert-base-uncased	0.71653573	0.65640721	0.78879093	0.89301716	0.84373548	0.94841293	0.82126564	0.14130552	0.82978853
balanced	xlnet-base-cased	0.71863497	0.66214437	0.78566356	0.87222741	0.81850039	0.93350331	0.84619893	0.14481173	0.85028143
observed	xlnet-base-cased	0.63436089	0.57976023	0.70031519	0.77706573	0.71053723	0.85733951	0.8540217	0.14730018	0.85402812
extrinsic_plus	xlnet-base-cased	0.75593757	0.7079124	0.81095307	0.90747949	0.86768256	0.95110254	0.83209459	0.12649216	0.8395401
intrinsic_plus	xlnet-base-cased	0.74488988	0.68995602	0.80932808	0.90141776	0.85748704	0.95009285	0.83869733	0.129222	0.84522772

Table 17: All model benchmark (numbers in fraction) for mixed datasets, models trained on 25% of the total dataset.