

Studying Logging Practice in Machine Learning-based Applications

Patrick Loic Foalem · Foutse Khomh · Heng Li

Received: date / Accepted: date

Abstract Logging is a common practice in traditional software development. Several research works have been done to investigate the different characteristics of logging practices in traditional software systems (e.g., Android applications, JAVA applications, C/C++ applications). Nowadays, we are witnessing more and more development of Machine Learning-based applications (ML-based applications). Today, there are many popular libraries that facilitate and contribute to the development of such applications, among which we can mention: Pytorch, Tensorflow, Theano, MXNet, Scikit-Learn, Caffe, and Keras. Despite the popularity of ML, we don't have a clear understanding of logging practices in ML applications. In this paper, we aim to fill this knowledge gap and help ML practitioners understand the characteristics of logging in ML-based applications. In particular, we conduct an empirical study on 110 open-source ML-based applications. Through a quantitative analysis, we find that logging practice in ML-based applications is less pervasive than in traditional applications including Android, JAVA, and C/C++ applications. Furthermore, the majority of logging statements in ML-based applications are in *info* and *warn* levels, compared to traditional applications where *info* is the majority of logging statement in C/C++ application and *debug*, *error* levels constitute the majority of logging statement in Android application. We also perform a quantitative and qualitative analysis of a random sample of logging statements to understand where ML developers put most of logging statements and examine why and how they are using logging. These analyses led to the following observations: (i) ML developers put most of the logging statements in *model training*, and in *non-ML components*. (ii) Data and model management

*Corresponding author.

Patrick Loic Foalem, Foutse Khomh, Heng Li
Department of Computer Engineering and Software Engineering
Polytechnique Montreal
Montreal, QC, Canada
E-mail: {patrick-loic.foalem, foutse.khomh, heng.li}@polymtl.ca

appear to be the main reason behind the introduction of logging statements in ML-based applications. Indeed, ML developers use logging statements to keep track of the different stages of data processing as well as record relevant statistical information. In addition, they use logging statements to track all the experiments performed, to find the best model, and to record all the performances achieved by the model on validation or test data. Through this work, we hope to shed light on logging practices in ML-based applications. Our results also highlight the need for more ML-specific logging libraries to record and automate all experiments performed in the pipeline of ML-based applications.

Keywords Logging practices · ML-based applications · Mining software repositories · Source code analysis.

1 Introduction

Inserting logging statements into software programs is part of good programming practice (Kernighan and Pike (1999)). Logging statements allow to collect information about the behavior of a program during its execution. This information is often used for various tasks in software maintenance and operations, such as diagnosing failures, reporting error, detecting anomalies, and automatically generating logging text using log data (Yang and Agrawal, 2016; Nagaraj et al., 2012; Xu et al., 2009; Ding et al., 2022). Many research studies have been conducted to characterize logging practices in traditional software development, for example, Yuan et al. (2012) studied logging practices in open-source applications written in C/C++ , Zeng et al. (2019) made similar study for android applications, and Chen et al. (2017) studied logging practices in JAVA-based applications. However, to the best of our knowledge, no previous research work examined logging practices in ML-based applications. This paper aims to fill this gap in the literature. Such a study could be useful for ML practitioners to understand logging practices in ML applications, identify the kind of information that is being logged, and the logging libraries used. Logs are generated by logging statements. Listing 1 shows some typical examples of logging statements used in ML applications. The logging statements from lines 1, 3, and 9 use general logging libraries of the Python programming language, while the logging statements on lines 5, 7, 11, 13, 15 use ML-specific logging libraries. General logging libraries are built from Python module `logging`. Their logging statement always have log level (`INFO`, `Warn`, `ERROR`, `DEBUG`, `CRITICAL`) and in general, these libraries are older than ML-specific logging libraries. They are designed primarily for traditional software systems, whereas ML-specific logging libraries are designed for ML applications and contain information specific to machine learning and offer a straightforward approach for logging performance, hyperparameters, and statistical information about the data. Some ML logging libraries even offer the advantage of visualizing the logged elements in a graph, allowing users to browse through the learning process of the model.

```
1 logging.info("*** Reading from input files ***")
2
3 tf.logging.info("[*] num_epochs: %d" % _num_epochs)
4
5 dllogger.log(step=(epoch, steps_per_epoch, batch_idx), data=dllogger_data)
6
7 caffe.log('Using devices %s' % str(gpus))
8
9 rospy.logwarn("Updating Steering PID %s, %s, %s", config["Steer_P"],
10 ↪ config["Steer_I"], config["Steer_D"])
11
12 self.hparams.train_logger.log_stats({"Epoch": epoch, "lr": old_lr},
13 ↪ train_stats={"loss": self.train_loss}, valid_stats=stats, )
14
15 mlflow.log_metrics(metrics, step=step)
16
17 wandb.log(log_data, step=learner.num_samples_collected + args.start_env_steps)
```

Listing 1: Logging statement examples extracted from ML-based open-source application.

To understand logging practices in ML-based applications, in this paper, we conduct an empirical study of 110 ML-based software projects from GitHub¹; examining the prevalence of logging statements, the rationale for their use, and the characteristics of the ML components in which logging occur. Our research is organized along three following research questions (RQs):

RQ1: *What are the characteristics of ML-based software logging practices?*

To answer this research question, we quantify the logging statements present in our studied ML-based systems and compare the result with previous findings on traditional systems (i.e., JAVA, C/C++, Android). We observe a difference between the density of logs contained in ML-based applications and the density reported for traditional Android, JAVA, and C/C++ applications. In particular, logging in ML-based applications is less pervasive than in JAVA, Android, and C/C++ applications. Moreover, the distribution of logging levels in ML-based applications are different from those in traditional applications.

RQ2: *Which phases of the ML pipeline are more prone to logging?*

The ML pipeline consists of the following steps: data collection, data processing, model training, model evaluation, and model deployment. We manually analyzed ~2K logging statements that corresponds to more than 95% of confidence level with a 5% confidence interval (Yamane, 1967). We mapped each logging statement to one stage of the ML pipeline and examined their content. We observed that the majority of logging statements occurred in the model training step and contains information about the models' hyperparameters and performances.

¹ <https://github.com/>

RQ3: *Why do developers use logging in ML-based application?*

To understand the rationale behind development decisions for using logging statements, we examined the code of file containing 380 logging statements from our sample, and assigned a reason behind its use. Results show that ML practitioners use logging statements for two main reasons : data and model management.

These results show a distinct logging practice in ML-based applications from widely-studied traditional applications and call for more research work to improve our understanding of logging practices in ML-based applications. The high proportion of logging statements related to general logging libraries (used for code and model management) in ML code may be a sign that ML practitioners are not aware of ML-specific logging libraries, such as `mlflow`, `wandb`. As an example, in Listing 2, ML practitioners continued to use the general logging libraries to log the performance of the models during its training phase i.e., line 1, instead of using ML-specific logging libraries designed to log this type of information despite the advantage offered by these ML-specific libraries; e.g., being able to log many ML metrics at once, tracking all the experiments performed during the learning phase and summarizing them through visualizations, in order to track performance improvements. i.e., line 3, 5, 6 and 8.

```

1 logger.info('Epoch {} Loss {:.4f} Accuracy {:.4f}'.format( epoch,
2   loss_meter.avg, accuracy))
3 dllogger.log(step=(epoch, steps per epoch, batch idx),
4   data=dllogger data, verbosity=0)
5 wandb.log({"RMSE_training": training_RMSE, "epoch": epoch,})
6 self.hparams.train_logger.log_stats({"Epoch": epoch, "lr": old_lr},
7   train_stats={"loss": self.train_loss}, valid_stats=stats, )
8 mlflow.log_metrics(metrics, step=step)

```

Listing 2: Logging statement examples use for logging ML performance.

Paper organization. The remainder of this paper is organized as follows. Section 2 describes the design of our study. Section 3 presents the motivation, results of each research question. Section 4 discusses threats to the validity of our findings. Section 5 discusses the related literature and Section 6 concludes the paper.

2 Study Design

This section presents the design of our study, which aims to understand logging practices in ML-based applications.

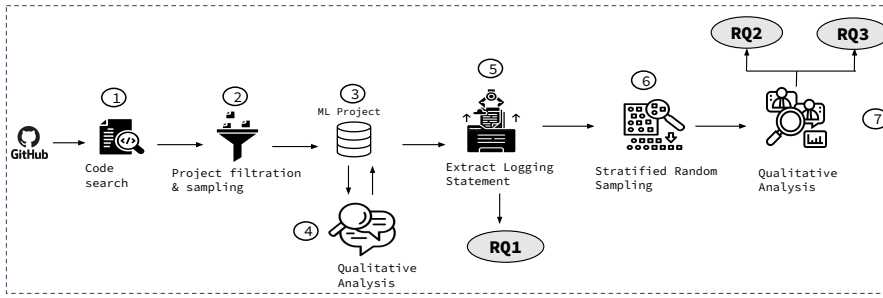


Fig. 1: Overview of the research workflow.

2.1 Data collection

Figure 1 provides an overview of our data extraction and analysis approach. We describe each step below.

① Code search

To select ML-based software projects for our study, we used the GitHub API. GitHub Search API V3² allows us to collect projects by doing code search. We searched for projects based on the `import` statements. To obtain ML-based projects, we follow the same approach as Openja et al. (2022), which consists in searching for machine learning libraries among the import statements of GitHub projects. Specifically, we search for the import statements corresponding to the following ML libraries: TensorFlow, Theano, MXNet, Scikit-Learn, Pytorch, Keras, Caffe. In total, we collect 1,547 ML-based projects. We focus on these libraries because of their popularity.

② Project filtration & sampling.

In order to retain a relevant quantity of mature projects for our study, we apply the filtering approach proposed by previous works (Openja et al., 2022; Munaiah et al., 2017), which consists in defining thresholds on the following three metrics: number of stars, number of commits, number of authors. To identify adequate threshold values, we plot the distributions of the three metrics. Figure 2 represents the cumulative frequency curve of all projects that we collected from GitHub by number of commits. For this metric (i.e., number of commits), we define the threshold value to be 100 to avoid “toy” projects such as tutorial, student’s class assignments. Using this threshold we retained 320 projects. We also plotted the cumulative frequency curve for the other two metrics (see the Appendix Figure 8 for the corresponding figures) and derived a threshold value of one for the number of stars and two for the number of authors. We then filtered out all projects in our dataset with less than one star and less than two authors, and retained a final set of 110 projects.

③ Collection of ML Projects

² <https://docs.github.com/en/rest>

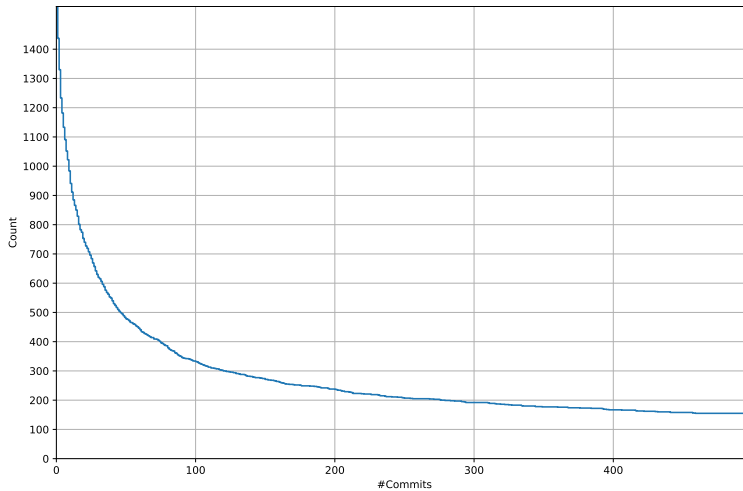


Fig. 2: Cumulative frequency curve base on #Commits

A total of 110 projects matched our selection criteria and were retained as subjects for our study. In order to ensure that no fork projects are present among our studied systems, and that at least one ML library mentioned in step ① are covered in our dataset, the first author of this paper manually examined the repository of each of the 110 projects, and all 110 study projects meet these criteria.

Table 1 presents an overview of our selected projects. Line **SLOC** present a summary statistic of source lines of code, ranging from the mean to the max sources lines of code for our studied subjects. Line **#Commits** is the summary statistic for the number of commits. Line **#PythonFiles** denotes the summary statistic of the number of Python files present in our subjects at the time of analysis. The summary statistics of the number of contributors in each project is presented at line **#Authors**. Number of stars is an indicator of the popularity of a project, line **#Stars** is a statistical description of the number of stars for our subjects with an average of 1,167 numbers of stars.

④ Identification of logging libraries contained in the projects

To obtain information about each logging statement, we built a custom Abstract Syntax Tree (AST) parser from the Python built-in package AST³ and used it to extract all import statements contained in all the Python files of our selected projects. We extracted a total of 13,270 `import` statements (Steps ③ - ④, Figure 1). At step ④, we manually analyzed the

³ <https://bit.ly/3gxs0kc>

Table 1: Overview of studied subjects

Metric	Mean	Min	25th Quartile	Median	75th Quartile	Max
SLOC	53,579	244	3,647	10,662	31,228	2,010,902
# Commits	759	42	172	323	782	9,139
# PythonFiles	272	5	35	101	210	7,510
# Authors	18	2	3	5	13	261
# Stars	1,167	1	2	20	284	32,770

extracted `import` statements to identify the logging libraries involved. We identified the following 12 libraries in the projects of our dataset: logging⁴, rospy⁵, hparams⁶, logger⁷, warnings⁸, callbacks⁹, wandb¹⁰, tensorflow¹¹, caffe.log¹², dllogger¹³, ml-logger¹⁴, mlflow¹⁵.

⑤ Extraction of Logging Statements

To identify logging statements contained in each file, the following steps were taken: (i) For each Python file in the 110 projects, we use the AST module from Python 3 to generate an AST for the file. (ii) We use AST Python libraries to extract the function call related to the 13 logging libraries mention above. (iii) We analyzed each of the libraries mentioned in the previous step, then identified regular expressions that could match a logging statement of these libraries. (iv) Accordingly, we used the following expressions: `log`, `info`, `debug`, `error`, `fatal`, `warn`, `callbacks`, `warnings`, `exception`, and `critical` as a visitor pattern¹⁶ to get all the function calls corresponding to a logging statement. In order to minimize false positives in our logging statement dataset, we manually removed expressions containing “log” that are not logging statements (e.g., “dialog”, “login”, “numpy.log”, “tensor.log”, etc) and we also removed expressions corresponding to logging configuration (e.g., “`caffe.init_log()`”, “`logging.getLogger`”, “`logging.disable`”, “`logging.config`”, etc) and this allowed us to keep a clean dataset¹⁷. This logging statement extraction process is inspired by the work of (Chen et al.,

⁴ <https://bit.ly/3gxs0kc>

⁵ <https://bit.ly/3shluMk>

⁶ <https://bit.ly/3sdKpk2>

⁷ <https://bit.ly/3VMYr9K>

⁸ <https://bit.ly/3CVpxCR>

⁹ <https://bit.ly/3Sozplk>

¹⁰ <https://bit.ly/3Sod80f>

¹¹ <https://bit.ly/3guyYoR>

¹² <https://bit.ly/2QjqYSf>

¹³ <https://bit.ly/3TJyW7m>

¹⁴ <https://bit.ly/3zOXz70>

¹⁵ <https://bit.ly/2KiWDFd>

¹⁶ <https://bit.ly/3TKBeD8>

¹⁷ <https://bit.ly/3DlmGow>

2017; Zhai et al., 2019). We obtained a total of $\sim 21\text{K}$ logging statements. The results for step ⑤ answer our research question **RQ1**.

⑥ Stratified Random Sampling

In order to answer research questions **RQ2** and **RQ3**, we prepared our dataset for qualitative analysis using stratified random sampling. We opted for a stratified sampling approach to ensure a proportionate representation of projects in our sample. We sampled a total of $\sim 2\text{K}$ logging statements, which corresponds to more than 95% of confidence level with a 5% confidence interval (Yamane, 1967).

2.2 Data analysis

We perform a manual analysis of the logging statements sampled at step 6, categorizing the logging statements and mapping them to the different phases of the ML pipeline (step 7 on Figure 1). Specifically, for each logging statement found in our sample, we identified in the Python file and the specific class and function where it appears. Next, we identify the phase of the ML pipeline (Amershi et al., 2019), that is concerned by the implementation contained in the identified file (including the logging statement). To map logging statements to ML pipeline phases, we attribute a label to each phase of the ML pipeline and assign to each identified logging statement, the label corresponding to its phase (as identified previously). This allows us to answer ⑥. The manual analysis and the labeling were performed in parallel by two authors, and the third author acted as a referee for ambiguous cases where opinions diverged. All the diverging cases were discussed until reaching a consensus. To understand why developers use logging statements in ML-based applications and answer our research question ⑦, we manually analyzed the source code where each logging statement is placed in order to identify the reason why ML practitioners inserted these logging statements in their project.

3 Case Study Results

In this section, we present the results of our three research questions. For each research question, we describe the motivation, the approach followed to answer the research question and our obtained results.

RQ1: What are the characteristics of ML-based application logging practices?

Motivation

Many research studies have been conducted to characterize logging practices in traditional software application (Chen et al., 2017; Yuan et al., 2012; Zeng

et al., 2019), showing the importance of logging in software systems. The conclusion from these researches shows that, logging practice in traditional applications is widely used. Many research works have used AI algorithms to make prediction and anomaly detection based on log files (Nagaraj et al., 2012; Xu et al., 2009). In addition, research has been done to help developers in their logging decisions (Zhao et al., 2017; Zhu et al., 2015a). However, none of these research efforts have focused on the characteristics of logging in ML applications. Intuitively, there exists significant difference in the programming paradigms between ML and traditional application development: ML practitioners use a *data driven* approach, which lets them develop and train models with a set of parameters and hyperparameters, on large data, by contrast traditional software developers use a *logic driven* approach which directly implements the program logic. Thus, intuitive, the logging of ML-based applications would be different from that of traditional applications. Therefore, in this research question, we want to study the characteristics of logging practices in ML-based applications.

Approach

Similar to previous studies on the logging practices of traditional software applications (Chen et al., 2017; Yuan et al., 2012; Zeng et al., 2019; Zhu et al., 2015a), we have studied the following aspects of the characteristics of logging practices in ML-based applications.

- **Logging libraries types.** During the data gathering process, we obtained a dataset of `import` statements, from which we performed a qualitative analysis in order to identify logging libraries. We also make a distinction between ad-hoc logging for AI-based applications, and general-purpose logging libraries. To achieve this task, the three authors have performed analysis of the `import` dataset in order to identify potential logging libraries. We search online materials (e.g., through the GOOGLE¹⁸ search engine) in order to have more information about suspected logging libraries. Once the libraries were identified, we did additional research to find out more information about their usage. The goal of this investigation is to identify patterns that can be used further to extract the associated logging statements. (Chen et al., 2017) describe general-purpose logging libraries as libraries that developers can define a logging level, i.e., INFO, DEBUG, WARN, ERROR, FATAL, EXCEPTION, CRITICAL. Then Ad-hoc logging libraries as libraries designed for the purpose of logging particular information which will not be or tangled in case of concurrent logging with other type of libraries. We have manually labeled our dataset of logging statements obtained during the data gathering according to two categories, general-purpose logging and ML-specific logging. The summary of logging libraries found is presented in Table 2.

¹⁸ <https://bit.ly/3VPCmaM>

Table 2: Summary of logging libraries in ML-based application

Logging libraries type	Libraries	release by	main purpose
ML-specific logging	hparams	Python software foundation	Use to log hyperparameter of the model
	wandb	Weight & Biases	Use for dataset versioning, track hyperparameter, Experiment tracking
	TensorFlow	Google	Use to log and summarize ML information when developing with TensorFlow
	logger	NVIDIA	Use to log ML information at inference stage
	caffe.log	Berkeley AI Research	Use to log ML information when developing with caffe
	mlflow	Databricks	Use to track ML experiment in training and inference stage, logging metric and hyperparameter
	ml-logger	Python software foundation	Tracking ML experiment
	dllogger	NVIDIA	Tracking ML experiment
	callbacks	Keras	Tracking ML experiment, do early stopping.
	General logging libraries	logging	Python software foundation
rospy		Open robotics	Use to log all kind of information when working in robot operating system with rospy libraries
Warnings		Python software foundation	Use to log warnings message in all kind of project in Python

- **The density of logging statements.** We measure log density on the last version of each project at the time we perform this study, through the following steps: (i) after cloning the last version of a project, we use the `cloc`¹⁹ tool, which allows us to evaluate the total number of lines of code present in a project (SLOC), while excluding comments and empty lines. (ii) Then, we evaluated the number of logging statements present in each project by using a custom-built AST²⁰ parser 2.1, which allowed us to extract, then make a quantitative analysis of logging statements present in a given project. (iii) Finally, we calculated the number of lines of code per logging statement using the $\frac{SLOC}{NL}$ formula. Such a metric has already been used in previous works (Yuan et al., 2012).
- **The verbosity levels of logging statements.** (Li et al., 2017) shows through their studies the importance of assigning the correct log level to a logging statement and the difficulty for developers to determine the appropriate log level. Similar to (Zeng et al., 2019) we study the distribution of logging statements in ML-based applications. From the logging statement dataset extracted during our study design process (Section 2.1), we evaluate the distribution of the verbosity levels based on the following patterns, i.e., info, warn, debug, error, except, critical, fatal, which are the verbosity levels suggested in the python’s official documentation²¹.

We have studied the three aspects mentioned above on the 110 open-source projects, in order to understand the characteristics of logging practices in ML-based applications.

Results

In this section, we present the results of our first research question, discuss our results, findings, and compare them to prior studies. We discover three main findings in our RQ1.

¹⁹ <https://bit.ly/3DgYhjQ>

²⁰ <https://bit.ly/3F5bI7S>

²¹ <https://bit.ly/3TJSPEY>

Finding 1: Logging statements in ML-based applications is commonly used but less pervasive than in JAVA, C#, C/C++ applications and more pervasive than in Android applications.

From the 110 studied projects, 78.18% (86) contain at least one logging statement in the project. This shows that logging is prevalent in ML-based applications. Log density estimates the likelihood for a developer to insert logging statements in a project, the smaller it is the more likely that we will find a logging statement in that project. We can observe from Figure 3 that there is a very high probability that a developer writes a logging statement in a C/C++ project according to (Yuan et al., 2012) compare to others (on average one logging statement per thirty lines of code versus one logging statement per fifty-one line of code in JAVA application). For ML-based applications, the log density is smaller compared to Android applications (on average one logging statement per two hundred and ninety lines of code vs one logging statement per four hundred and seventy-nine logging statement) but larger than C# applications (290 vs 58). Thus, the probability for an ML practitioner introducing a logging statement in an ML application is higher than an Android developer introducing a logging statement in an Android application but lower than in JAVA, C#, and C/C++ applications.

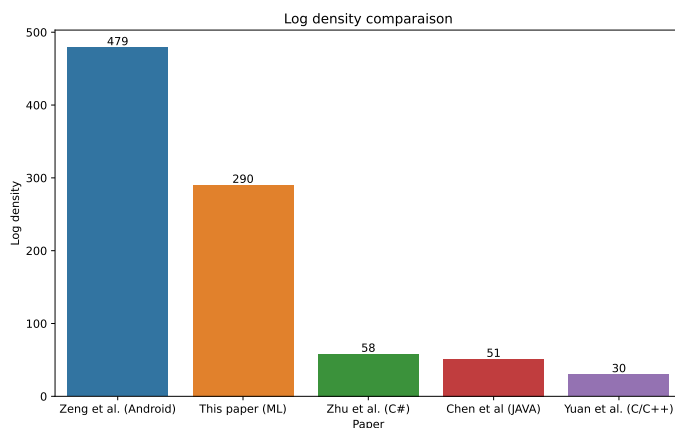


Fig. 3: Comparison of log density between ML-based applications studied in our paper and other types of applications studied in prior studies.

Finding 2: The majority of logging statements in ML-based applications use general-purpose logging libraries.

Figure 4 shows the distribution of logging statements according to whether they belong to the general-purpose logging libraries or ad-hoc logging libraries for ML-based applications. The general-purpose logging statements are 11 times more used than the ML component-specific logging statements. This domination can be explained by the fact that: (i) general-purpose logging statements are used in both ML and non-ML components, while ML-specific logging libraries for ML-based applications are used only in the ML components. For example, general-purpose logging statements are used in the ML components (data processing), as presented in the following code snippet which can be found in AI-training²²

```
def convert_ilsrvc2010(directory, output_directory,
                    output_filename='ilsrvc2010.hdf5',
                    shuffle_seed=config.default_seed):

    with h5py.File(output_path, 'w') as f:
        log.info('Creating HDF5 datasets...')
        prepare_hdf5_file(f, n_train, n_valid, n_test)
        log.info('Processing training set ... ')
        process_train_set(f, train, patch, n_train, wnid_map, shuffle_seed)
        log.info('Processing validation set ... ')
        process_other_set(f, 'valid', valid, patch, valid_groundtruth, n_train)
        log.info('Processing test set ... ')
        process_other_set(f, 'test', test, patch, test_groundtruth,
                        n_train + n_valid)
        log.info('Done.')
    return (output_path,)

def prepare_metadata(devkit_archive, test_groundtruth_path):

    # Ascertain the number of filenames to prepare appropriate sized
    # arrays.
    n_train = int(synsets['num_train_images'].sum())
    log.info('Training set: {} images'.format(n_train))
    log.info('Validation set: {} images'.format(len(valid_groundtruth)))
    log.info('Test set: {} images'.format(len(test_groundtruth)))
    n_total = n_train + len(valid_groundtruth) + len(test_groundtruth)
    log.info('Total (train/valid/test): {} images'.format(n_total))
    return n_train, valid_groundtruth, test_groundtruth, wnid_map
```

Code Listing 1: Code snippet of general logging statement used in ML component

They are also used in the model training step, as in the following code snippet present in cifar10-human-experiments²³,

```
if human_tune:
    logger.info('- epoch {} c10h_train : {:.4f} (acc: {:.4f}) | c10h_val : {:.4f} (acc: {:.4f})'.format(
        epoch, train_loss_meter.avg, train_accuracy, loss_meter.avg, accuracy))
    logger.info('- c10h_train_c10: {:.4f} (acc: {:.4f}) | c10h_val_c10: {:.4f} (acc: {:.4f})'.format(
        c10h_train_c10_loss_meter.avg, c10h_train_c10_accuracy, c10h_val_c10_loss_meter.avg,
        c10h_val_c10_accuracy))
else:
    logger.info('Epoch {} Loss {:.4f} Accuracy {:.4f}'.format(
        epoch, loss_meter.avg, accuracy))

elapsed = time.time() - start
logger.info('Elapsed {:.2f}'.format(elapsed))
```

Code Listing 2: Code snippet of general logging statement used in model training

(ii) ML practitioners quite often use general-purpose logging statements in ML components instead of specific logging statements for ML components

²² <https://bit.ly/3F1mdsy>

²³ <https://bit.ly/3ShI2XW>

in their applications. This is the case for example in [Code Listing 1](#) where ML practitioners used a general-purpose logging statement to log the model parameters. The same logging task could have been done using the logging statement “`wandb.log()`” which is specifically designed to log model parameters during model training. This is the case in the following code snippet, which can be found in [BPNN²⁴](#).

```

if USE_WANDB:
    wandb.log({"RMSE_val": np.sqrt(np.mean(val_losses)), "RMSE_training":
              np.sqrt(np.mean(losses))}, commit=(not args.val_ood))

    if USE_WANDB:
        wandb.log({"RMSE_valOOD1": np.sqrt(np.mean(val_losses1))})
    print("root mean squared validation OOD1 error =", np.sqrt(np.mean(val_losses1)))

    if USE_WANDB:
        wandb.log({"RMSE_valOOD3": np.sqrt(np.mean(val_losses3))})

    if USE_WANDB:
        wandb.log({"RMSE_valOOD4": np.sqrt(np.mean(val_losses4))}, commit=True)

```

Code Listing 3: Code snippet of ML-specific logging statement used in model training

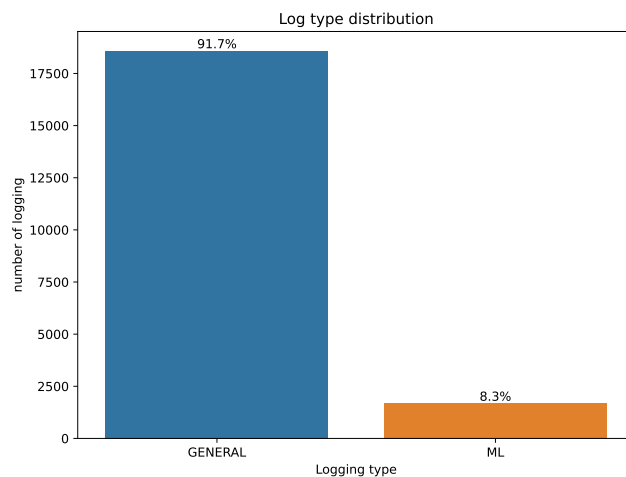


Fig. 4: Logging type distribution.

Finding 3: The majority of the logging statements in ML-based applications are in `info` and `warnings` levels, while `info` level logging statements are the majority in C/C++ applications and `debug`, `error` level logging statements are the majority in Android Applications.

²⁴ <https://bit.ly/3FbdQWC>

Figure 5 shows the distribution of logging levels for the 110 studied projects. More than half of the logging statements in ML-based applications are in `info` and `warning` levels. This can be explained by the fact that ML practitioners often use these log levels in data and model management as shown in the examples Code Listing 1, Code Listing 2, where the `info` level is used for model and data management (recording model parameters and information during data processing). The `warnings` level is used to alert inconsistencies in data preprocessing operations.

```
def _contains_nan(a, nan_policy='propagate'):
    try:
        contains_nan = np.nan in set(a.ravel())
    except TypeError:
        # Don't know what to do. Fall back to omitting nan values and
        # issue a warning.
        contains_nan = False
        nan_policy = 'omit'
        warnings.warn("The input array could not be properly checked for nan "
                      "values. nan values will be ignored.", RuntimeWarning)

def kurtosis_test(a, axis=0, nan_policy='propagate'):

    if n < 20:
        warnings.warn("kurtosis_test only valid for n>=20 ... continuing "
                      "anyway, n=%i" % int(n))

def dataset_from_dicts(self, dicts, indices=None, return_baskets=False, non_initial_token="X")
    logger.warning(f"[Task: {task_name}] Could not convert labels to ids via label_list !"
                  f"\nWe found a problem with labels {str(problematic_labels)}")
    # TODO change this when inference flag is implemented
    except KeyError:
        logger.warning(f"[Task: {task_name}] Could not convert labels to ids via label_list !"
                      "\nIf your are running in *inference* mode: Don't worry!"
                      "\nIf you are running in *training* mode: Verify you are supplying a
                      proper label list to your processor and check that labels in input
                      data are correct.")
```

Code Listing 4: Code snippet showing the usage of warning in data processing

(Air-Pollution²⁵, farm²⁶) Code Listing 4 or model training Code Listing 5 (DeepPavlov²⁷) in ML component,

```
def train_evaluate_model_from_config() -> Dict[str, Dict[str, float ]]:

    if 'train' not in config:
        log.warning("Train config is missing. Populating with default values")
        train_config = config.get('train')

    if 'evaluation_targets' not in train_config and ('validate_best' in train_config
                                                    or 'test_best' in train_config):
        log.warning("validate_best and test_best parameters are deprecated."
                    " Please, use evaluation_targets list instead")

    if iterator is not None:
        if to_validate is not None:
            if evaluation_targets is None:
                log.warning("to_validate parameter is deprecated and will be removed in future versions."
                            " Please, use evaluation_targets list instead")
                evaluation_targets = ['test']
            if to_validate:
                evaluation_targets.append('valid')
        else:
            log.warning("Both evaluation_targets and to_validate parameters are specified."
                        " to_validate is deprecated and will be ignored")

    return res
```

Code Listing 5: Code snippet showing the usage of warning in model training

also its use in non-ML components as follows (Django_web²⁸).

²⁵ <https://bit.ly/3SoY9Dh>

²⁶ <https://bit.ly/3z0EMJy>

²⁷ <https://bit.ly/3TqKwVp>

²⁸ <https://bit.ly/3F4EsgT>

```
def methods_check(req, methods):
    try:
        assert req.method in methods
    except AssertionError:
        message = 'Method Not Allowed ({method}): {path}'.format(
            method=req.method, path=req.path)
        log.warning(message)
        raise ResponseNotAllowed(detail=message)
```

Code Listing 6: Code snippet showing the usage of warning in non-ML component

The distribution shown in Figure 5 is different from previous studies. The results of (Zeng et al., 2019) show that most logging statements in Android applications are at the `debug` and `error` level, while (Yuan et al., 2012) show that most logging statements in C/C++ applications are at the `info` level.

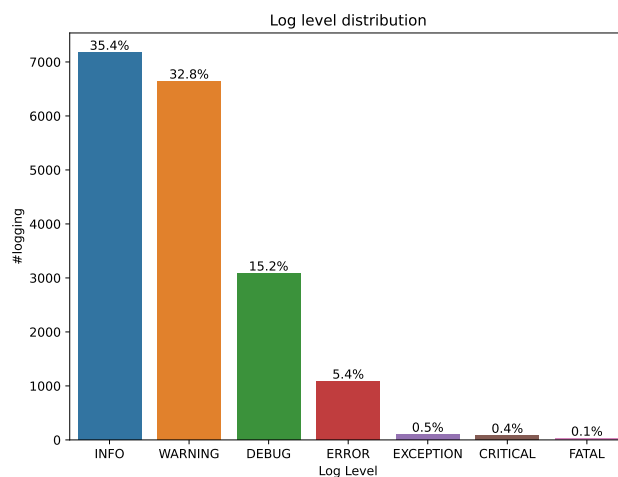


Fig. 5: Distributions of the logging statement levels.

Summary: Logging practice in ML-based applications is different from logging practices in traditional applications. One of the major differences is the existence of multiple logging libraries in ML-based applications, which can be categorized into two groups: general-purpose and ML-specific logging libraries. General-purpose logging libraries are designed to be used mainly in traditional applications, and ML-specific logging libraries are designed to be used in ML-based applications. Our results show that general-purpose logging libraries are still the most used in ML-based applications, despite the existence of numerous ML-specific logging libraries. This finding suggests that ML practitioners might not be aware of the existence of ML-specific logging libraries, and might be adopting sub-optimal logging practices. The dominance of info and warning in logging levels can be explained by the fact that these log levels are most often used initially to log information throughout the application, i.e., in the ML and non-ML components of the application. These results are a preliminary step towards understanding logging practices in ML-based applications and call for further work to investigate good logging practices for ML-based applications.

RQ2: Which phases of the ML pipeline are more prone to logging?

Motivation

The results of our RQ1 indicate that ML practitioners widely use logging statements during the development of ML-based applications. This finding raises the question of log usage across the pipeline; i.e., which phases of the ML pipeline contain the most logging statements? Answering this question will help understand developers’ needs for logging during the different phases of the ML pipeline, and help support the development of efficient logging libraries and recommenders for ML systems engineering.

Approach

To select log statements for our analysis, we conduct a stratified random sampling as described in Subsection 2.1, and obtained $\sim 2K$ logging statements in our sample. Then, for each project in our sample, we analyzed the portion of the code where the logging statements are located and assigned each logging statement to one of the following five ML pipeline phases: Model Training, Data collection/loading, Data processing, Model evaluation, and Model deployment. We used the following clues to perform the matching of logging statements to the ML pipeline phases: (i) The path to the file containing a logging statement, often contains keywords such as “train”, “data”, “load”, “load_data”, “model_deploy”, “train_image”, “fit”, “tokenizer”, “evaluator”,

“data_cleaning”. For example, it is the case for the paths of the following logging statements: `pykale`²⁹, `Air-Pollution`³⁰, `DeepLearningExamples`³¹. (ii) In the file, we pay particular attention to the name of the function where the logging statement is located, to the comment contained in the file, and those that surround the function. We also leverage the message written in the logging statement. For example, for this `DeepLearningExamples`³² sample shown in the following Code Listing 7, we classify the logging statements in line #2, #3, #7, #16 as “model training” and those on lines #21, #22, #24, #30, #31 as “model evaluation”.

```

1 def train(n_token, cutoffs, rank, local_rank, num_core_per_host):
2     tf.logging.info("num of batches {}".format(train_record.info["num_batch"]))
3     tf.logging.info("step {} | lr {:.8f} "
4                     "| loss {:.2f} | pplx {:>7.2f}, bpc {:>7.4f}, tok/s {:>6.0f}".format(
5                         curr_step, fetched[-2],
6                         curr_loss, math.exp(curr_loss), curr_loss / math.log(2), throughput))
7
8     dlogger_data = {
9         'lr': fetched[-1],
10        'train_loss': curr_loss,
11        'train_perplexity': math.exp(curr_loss),
12        'train_throughput': throughput,
13    }
14    dlogger.log(step=int(curr_step), data=dlogger_data)
15    tf.logging.info("Model saved in path: {}".format(save_path))
16    if rank == 0:
17        tf.logging.info("Training throughput: {:>6.0f} tok/s".format(meters['train_throughput'].avg))
18
19 def evaluate(n_token, cutoffs):
20     if FLAGS.max_eval_batch > 0:
21         num_batch = FLAGS.max_eval_batch
22         tf.logging.info("num of batches {}".format(num_batch))
23         tf.logging.info("Evaluate {}".format(eval_ckpt_path))
24         if (step+1) % (num_batch // 10) == 0:
25             tf.logging.info(format_str.format(step+1, num_batch))
26             dlogger_data = {
27                 'eval_latency': latency,
28                 'eval_throughput': throughput,
29             }
30             dlogger.log(step=step+1, data=dlogger_data)
31             tf.logging.info("Evaluating with: bs {}, math {} ".format(FLAGS.eval_batch_size, "amp" if FLAGS.amp
32                             else "fp32"))
33             tf.logging.info(" | loss {:.2f} | pplx {:>7.2f}, bpc {:>7.4f}, tok/s {:>6.1f}, ms/batch {:>4.2f}".format(
34                 avg_loss, math.exp(avg_loss), avg_loss / math.log(2), meters['eval_throughput'].avg,
35                 meters['eval_latency'].avg))

```

Code Listing 7: Code snippet from training and evaluation phase

The manual classification task was performed by two authors with the kappa agreements of 0.71, i.e., substantial agreement. The ambiguous cases were discussed during a meeting. If an agreement couldn’t be reached in the meeting, the logging statement was labeled as an unclassified case. In total, we were not able to classify 66 logging statements in our sample. We attribute this outcome to the complexity of the code containing the logging statements and/or the absence of the key elements listed above.

Results

In this section, we present the results of our second research question and highlight our findings.

²⁹ <https://bit.ly/3zioXy8>

³⁰ <https://bit.ly/3TXHbwE>

³¹ <https://bit.ly/3z1GQME>

³² <https://bit.ly/3zoQXAd>

Table 3: Distribution of logging statement in the different phases of the ML pipeline

ML pipeline	Description	Example	% age
Model Training	Model training includes hyper-parameter tuning, optimizing cost function, fitting data, and model selection	<pre>logging.info("Training with a single process on 1 GPU:") tf.logging.info("[*] num_epochs: %d" % _num_epochs) logging.info("Training time: (elapsed / 60):2f minutes") logger.info("Epoch[%d] Time cost=%3f, epoch, (toc - tic)) logger.info("Loading pretrained files for: ", '.join(self.loadables)") dllogger.log(step=(epoch, steps_per_epoch, batch_idx), data=dllogger_data, verbosity=0) dllogger.log(step="PARAMETER", data='Scheduled_epochs': num_epochs, verbosity=0)</pre>	35.83%
Data Collection/loading	Data collection/loading includes collecting and reading data from different sources and formats: online, CSV, Json, text, h5, SQL.	<pre>log.info("Recording driving data to %s", self.hdf5_dir) logging.info("Load FTP file without auth (fromm)".format(ftpURL, filePath)) logger.info("loading model from ".format(self.path)) logger.info("Done loading the dataset")</pre>	14.47%
Data Processing	Data processing step includes normalization, transformation, validation and featurization of the data	<pre>logger.info("Moving label repr(saved_label) from index "Findex, be- cause repr(label) was put at its place.") tf.logging.warning("shuffle' is false, but the input data stream is ") logger.info("Frequencies of rankings: ".format(print_dictionary(freq))) logger.info("Resizing input dimensions of type(self)...name..." F from old.dims to new.dims to match language model")</pre>	15.84%
Model Evaluation/validation	Evaluation of the model on validation or testing data, selection of the best model and validation of its correctness	<pre>logger.log("Save the best model into ".format(final_best_name)) logger.log("The best model has : weights.".format(best_model.numel())) logging.info("Latency Avg: 1000.0 * latency_data.mean():2f ms") tf.logging.info("Starting Evaluation.") tf.logging.info("***** Running prediction*****") logger.info("Final test accuracy = %.1f%% (N=%d)" % (test_accuracy * 100, len(test_bottlenecks)))</pre>	6.20%
Model Deployment	Deploying the model or the system in production	<pre>logger.info("deploying model " + self.args.triton_model_name + " in format " + self.lib.platform) logger.info("model check failed with warning: [", error, "]") logger.info("Warning during onnx.checker.check_model in quantized model ignored") LOGGER.debug("Existing deployed resources: %s", exist- ing_resources)</pre>	3.66%

From the $\sim 2K$ logging statements analyzed, 35.83% of the logging statements belong to the model training phase and 19.51% belong to the portion of code that isn't part of any ML component of the project. We also found that 15.84%, 14.47%, 6.20%, and 3.66% of logging statements belong respectively to Data Processing, Data Loading, Model Evaluation, and Model Deployment. We couldn't reach an agreement for 4.50% (i.e., 66) of logging statements in our sample. [Figure 6](#) presents a distribution of the percentage of logging statements found in different components of the studied ML-based applications. One can see that the majority of logging statements are found in the model training component and that the model deployment phase contains the lowest percentage of logging statements. This result is not surprising since the model training phase produces a larger proportion of code than the other phases; there are many parameters to optimize in order to obtain a stable model and developers often have to log multiple pieces of information to guide their optimization process (training and re-training). In [Table 3](#), we provide examples of logging statements that were found in our studied projects. The examples are grouped according to the ML pipeline phase to which they belong. In the description column, we present the characteristics of the phase, in particular, we list the elements that are considered during the classification of a logging statement into that phase.

Finding 4: Overall, all five phases of the entire ML pipeline contain logging statements. However, the model training phase has the largest proportion of logging statements and the model deployment phase has the smallest proportion of logging statements.

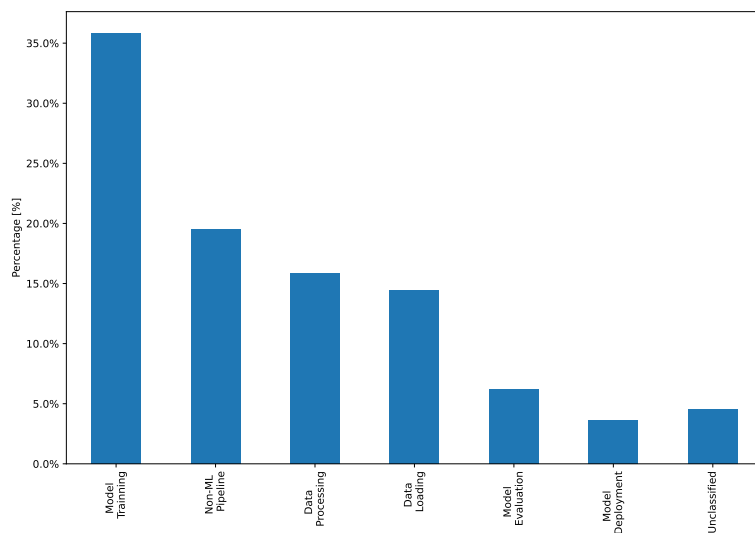


Fig. 6: Percentage of the analyzed sample of logging statements belonging to the different phases of the ML pipeline

RQ3: Why do ML practitioners use logging?

Motivation

In RQ1, we observed that logging statements are prevalent in ML-based applications but less than in traditional software applications. We also observed that ML developers conjointly use ML-specific logging libraries and general-purpose logging libraries. In this research question, we aim to get a better understanding of ML developers' need for logging, throughout the life cycle of ML-based applications. Specifically, we want to identify the type of information that is being logged at a specific phase of the ML pipeline. A good understanding of logging practices in ML-based applications can help design efficient tools to support logging. It will also help devise guidelines for practitioners developing and maintaining ML-based applications.

Approach

We performed a qualitative analysis to understand the reasons for using logging statements in ML-based applications. We randomly sampled 380 logging statements from our dataset, which corresponds to a 95% confidence level with 5% confidence interval. We inspected each logging statement in detail, including the log level, the log text, and the variables in the logging statement, as well as the surrounding code. We combined this information with the clues mentioned in Section 3, to determine the type(s) of information that has been logged and ML developers' reasons for logging this information. Next, we classified the logging statements based on ML developers' reasons for using them and the specific stage(s) of the ML pipeline at which the logging statements were introduced in the project. Each logging statement was scrutinized independently by the first and the third author of this paper. All ambiguous cases were discussed with the second author until a consensus was reached.

Results

In this section, we report and discuss our findings about the types of information being logged in ML-based applications and the specific stages of the ML pipeline where the logging events occur. A stage is an important step in a phase of the ML pipeline.

Our analysis reveals two main reasons for logging in ML-based applications: data management and model management. We also identified a secondary reason which depends on the two previously mentioned reasons, namely configuration management. Figure 7 summarizes our derived logging reasons. Each block of information in Figure 7 represents a reason for using logging in ML-based applications. Each entity in data management and model management represents a key stage (i.e., an important step in a phase of the ML pipeline), and the attributes are the types of information being logged. General purpose management depends on data management and model management entities because it allows to log information to ensure that the entire environment related to the training process or the data processing process is properly set up. Each entity in the general-purpose block represents a specific purpose for using a general-purpose logging library, and the attributes are the types of information being logged.

In the following, we elaborate in more detail on each of the reasons for logging identified in our analysis.

Data management concerns the lifecycle of data, from the collection (e.g., via APIs, web scraping, S3, and devices such as cameras, and phones) to the ingestion into the training process which includes the following steps: data loading, data parallelism (i.e., the distribution of the data across different nodes, which operate on the data in parallel), data processing, and data streaming. Throughout the lifecycle of the input dataset, ML practitioners often use logging to extract important information (for example about errors) and track

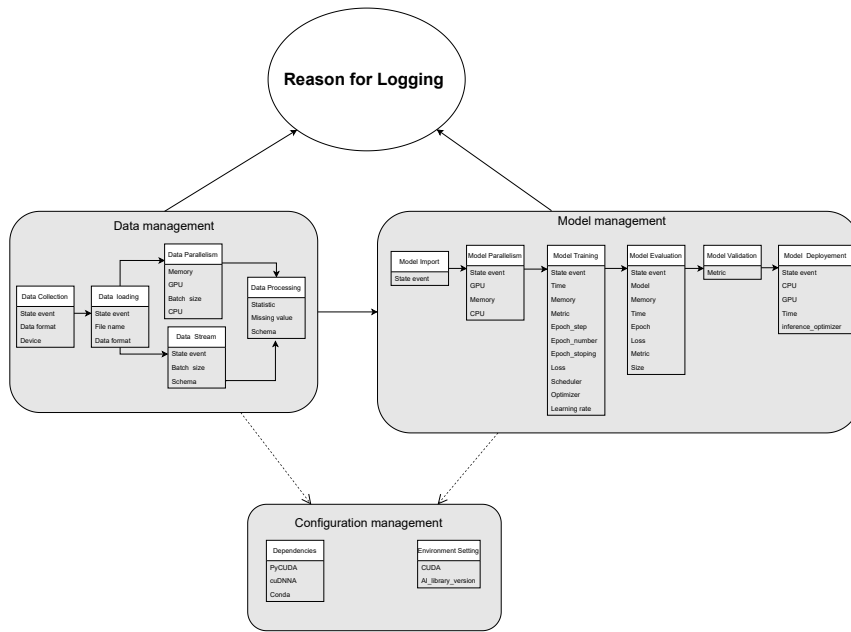


Fig. 7: Reason for Logging in ML-based application. *Entity* represent different stage in ML-based system. *Attributes* represent what type or what information is logged.

the evolution of the data. We have identified five stages in which logging is prevalent.

- **Data Collection:** When collecting data, ML practitioners often log the following information of which some examples are presented in Listing 3: (i) **State event log** -which contains information about a particular event, e.g., recording data, processing erroneous data during data collection. Those state event logs are introduced at the beginning, during, or at the end of those events, e.g., Line 1, 5, 6, 7 in Listing 3. (ii) **Data format log** – the information logged is related to the type or format of data collected, e.g., Line 4, 1. (iii) **Device log** – the logged information is related to the data acquisition tools or devices, e.g., Line 2, 8. Logging statements present in Listing 3 can be identified in the following projects: DeepLearningExamples³³, DeepCamera³⁴.

```

1 log.info('Recording driving data to %s', self.hdf5_dir)
2 log.debug('Grabbing images over ZMQ from %s', conn_string)
3 log.debug('obz_exists? %r should_record? %r', obz is not
  ↪ None,self.should_record)
    
```

³³ <https://bit.ly/3GDstYo>

³⁴ <https://bit.ly/3XvpQ10>

```

4     logging.info("Converted {} frames in {}".format(num_frames, tftrec))
5     logging.info("Processed {} records".format(len(tftrecords)))
6     logging.info("Corrupted record {}".format(tftrec))
7     logging.info("Processing record # {}: {}".format(record_id, record))
8     logging.info('Camera: using Jetson onboard camera')
9

```

Listing 3: Logging statement examples in the data collection step

- **Data loading:** Once the data collection is done, in this step the data is loaded from different sources such as: S3, directory, hard disk, in different formats such as JSON, CSV, etc. During this step ML practitioners usually record : (i) **State event log** - through this log here ML practitioners usually use state event log to monitor the data loading process through the records on the beginning of the loading process (e.g. line 4, 6), the errors occurred during the data loading (e.g., line 1), information about the file (e.g., line 4, 3) and the end of the data loading (e.g., line 5, 2). (ii) **Data information log** - here logged information is related to file name and the data formats as mentioned in Figure 7. Listing 4 gives some examples of logging statements found in our study subjects, especially in the projects: cs-ranking³⁵, deepdrive³⁶

```

1     log.error('Could not load %s - skipping - error was: %r', h5_filename,
2             ↪ e)
3     log.info('finished loading %s', h5_filename)
4     log.info('data name %s', dataset)
5     logging.info('loading csv')
6     logger.info("Done loading the dataset")
7     log.info('loading %s', h5_filename)

```

Listing 4: Logging statement examples in the data loading step

- **Data parallelism:** This step occurs when the collected data is too heavy compared to the available resources such as GPU and memory to be loaded directly. Then ML practitioners will perform data parallelization which consists in dividing the data according to the number of available GPUs or CPUs in order to accelerate the data processing and eventually the training process. They usually use: (i) **GPU/CPU log** - which consists of logging resource information related to the number of GPU or CPU used (e.g., line 3, 4). (ii) **Memory consumption log** - are logging statement related to the memory utilization during the training process by ML practitioners (e.g., line 1, 2). (ii) **Batch log** - Here, data are loaded in batches, so the batch details like the batch size are logged (e.g., line 5). Some examples of logging statements that we have identified in our study subjects are presented in Listing 5 and can be found in projects cs-ranking³⁷, rtg³⁸.

³⁵ <https://bit.ly/3XCGFXQ>

³⁶ <https://bit.ly/3U1yhy1>

³⁷ <https://bit.ly/3Vkp0lz>

³⁸ <https://bit.ly/3EXYwRL>

```

1     log.warning(f"Going to buffer data; this may consume all the memory
    ↪ crash. Current usage={max_RSS()[1]}".)
2     log.warning(f"Buffered {self.n_inp_recs:,} records Current memory
    ↪ usage={max_RSS()[1]}")
3     logging.info("device_ids%s", gpu)
4     logger.info("rank%s", cpu)
5     logging.info("sampler size%s", batch_size)

```

Listing 5: Logging statement examples in the data parallelism step

- **Data streaming:** This step occurs in online learning ML systems where the data is fed into ML algorithms in sequential order. This type of system is usually implemented when it becomes impossible to train the entire data set in a ML model, or when the data arrives in a streaming manner. During this stage, it is important for ML practitioners to ensure the consistency between different streams of data received by ML algorithms (e.g., line 2) we call this (i) **Schema log**. To this end it is important for ML practitioners to have information about the size of each stream of data received, their schema, monitor the process of receiving each stream of data through (ii) **State events log** (e.g., line 1, 2, 3, 4, 5). all this information will allow ML practitioners to have a track in case the distribution of the data changes. Listing 6 present some of the relevant logging statements found in the projects: DeepCamera³⁹, attention-lvcsr⁴⁰, and attention-lvcsr⁴¹.

```

1     logger.info("Monitoring on auxiliary data finished")
2     logger.info('No changes in schema detected.')
3     logger.info("sending StopIteration")
4     logger.info("sending {} arrays".format(len(data)))
5     logger.info("Monitoring on auxiliary data started")

```

Listing 6: Logging statement examples in the data streaming step

- **Data processing:** This step involves manipulating attributes and labels of data to produce meaningful information from the data. During the handling process, ML practitioners usually record (Listing 7) : (i) **Missing information log** - which are related to missing values, missing labels (e.g., line 1, 6, 7). (ii) **Statistic log** - this logging statement contains local estimators (mean, median, minimum, maximum), and variable estimators (variance, standard deviation) (e.g., line 3, 4). (iii) **Schema log** - logging statement here contains information about the schema of some data attribute (e.g., line 5). These examples can be found in the following subjects: csrcrank⁴², Air-Pollution.⁴³

³⁹ <https://bit.ly/3XE6ren>

⁴⁰ <https://bit.ly/3X1SuBD>

⁴¹ <https://bit.ly/3i8u10w>

⁴² <https://bit.ly/30x7tUZ>

⁴³ <https://bit.ly/30z2svs>

```

1     logger.info("Missing values {}: {}".format( col, np.isnan(arr).sum() /
↪     len(arr))
2     logger.info("Sampled instances {} objects {}".format(X.shape[0],
↪     X.shape[1]))
3     log.info(f"mean:{mean}, std:{std:.4f} ;; low:{low:.4f} high:{high:.4f}
↪     ;; invert:{invert}")
4     logger.info("Min {}: Max {}".format(np.nanmin(arr), np.nanmax(arr)))
5     logging.info('FORMAT --dateformat: {}'.format(FORMAT))
6     tf.logging.fatal('Label does not exist %s.', label_name)
7     logger.info("Missing values {}: {}".format( col, np.isnan(arr).sum() /
↪     len(arr))
8

```

Listing 7: Logging statement examples in the data processing step

Model management. Model management concerns the development of the model, which consists of developing, evaluating, validating and releasing it into production. A major difficulty of this stage is to track all the experiments performed in search of the best model and also better generalize on new data. ML practitioners often iterate on several experiments before arriving at the best model. Knowing which parameters or experiment led to the best model is a tedious task and can be time consuming, especially when done manually. One approach to solve this problem is to log all relevant information. Logging all relevant information allows ML practitioners to reproduce or compare past experiments and then select the best model. We have identified six important steps of model management during which ML practitioners log relevant information.

- **Model Import:** This step includes the import of the models or pre-trained weights, in different formats, during which the ML practitioners usually record **state events log** to ensure that the model importation process has been carried out correctly, such as the examples shown in Listing 8 from the AI-Training⁴⁴ project.

```

1     logger.info(f"Loading pretrained files for: {'',
↪     '.join(self.loadables)}")
2     log.info('Downloading weights %s', folder)
3     logging.info("Model loading done")
4     logger.info("loading model from {}".format(self.path))

```

Listing 8: Logging statement examples in the model import step

- **Model Parallelism:** This step occurs when there are memory constraints between the size of the model and the GPU or CPU device, as large models can't be trained on a single GPU. Thus, ML practitioners usually split the model onto several GPU devices. During this step, ML practitioners

⁴⁴ <https://bit.ly/3Vg7BdM>

usually record (i) **State event log** - which are logging statements containing information about the start and end of the training process (e.g., line 5). (ii) **Memory consumption log** - logging statements are related to memory consumed during the training stage. (iii) **GPU/CPU log** - Information about the GPU and CPU devices used (e.g., lines 1, 2, 3, 6, 7). Listing 9 shows some examples of such logging statements.

```

1     logging.info('Training in distributed mode with multiple processes, 1
    ↪ GPU per
2     process. Process %d, total %d.' % (args.rank, args.world_size))
3     logger.info('device: {}'.format(device))
4     logger.info("device: {} n_gpu: {} distributed training:
    ↪ {}".format(device, n_gpu, bool(args.local_rank != -1)))
5     logger.info('begin training on multiple GPU')
6     logger.info("device: {} n_gpu: {}".format(device, n_gpu))
7     logging.info('Gradient averaged for the rank of {}'.format(rank))

```

Listing 9: Logging statement examples in the model parallelism step

- **Model Training:** In this step, ML practitioners use data to train ML models by manipulating many hyperparameters of the models and the optimization functions. This step is very time and resource-consuming and non-deterministic hence the need for ML practitioners to track a lot of information during this training process and record it through logging statements (e.g., examples shown in Listing 10). (i) **Time log** - Evaluation of training time or time taken to complete an epoch, e.g., Line 15. (ii) **Memory consumption log** - Evaluation of memory consumption, e.g., Line 14. (iii) **Hyperparameters log** - Recording of hyperparameters during the training process, e.g., Line 2, 6, 7. (iv) **Metrics log** - Recording of metrics during training, e.g., Line 18, 13. (v) **Model size log** - Recording of the model size, e.g., : Line 4, 14, 16. (vi) **State events log** - Recording of states event which allows to track the beginning, the possible errors, the update of hyperparameters, the end of the training process e.g., Line 5, 8, 13, and eventually key information related to the end of the learning process of ML algorithms e.g., Line 1, 8. Some logging statements can be found in our following study subjects: BPNN ⁴⁵, attention-lvcsr ⁴⁶, AutoDL-Projects ⁴⁷, AutoDL-Projects ⁴⁸.

```

1     logger.log("Early stop the pre-training at {}".format(ieepoch))
2     log.info(f"New learning rate divisor = {self._learning_rate_cur_div}")
3     log.info('pooling_0 shape: %s' % pooling_0.shape)
4     logger.log("The base-model has {}
    ↪ weights.".format(base_model.numel()))
5     logger.log("[ONLINE] [{}:03d]/[{}:03d] loss={:.4f},
    ↪ score={:.4f}".format(idx, len(env), future_loss.item(), score )

```

⁴⁵ <https://bit.ly/3V2Y2PE>

⁴⁶ <https://bit.ly/3EWJziG>

⁴⁷ <https://bit.ly/3tRdHpm>

⁴⁸ <https://bit.ly/3Xqnnoo>

```

6     logger.log("scheduler : {}".format(scheduler))
7     logger.log("optimizer : {}".format(optimizer))
8     logger.info("Initializing the training algorithm")
9     log.info('Did not improve on the {} of {}'.format(m_name,
    ↪ self.score_best))
10    logging.info('rank %s: failing epoch %s batch %s', rank, epoch, batch)
11    wandb.log({"RMSE_training": np.sqrt(np.mean(losses))})
12    logger.log("TRAIN [{}] loss = {:.6f}".format(iter_str, loss.item()))
13    logger.error("Error occurred during training." + error_message)
14    logger.log("FLOP = {} MB, Param = {} MB".format(flop, param))
15    logging.info(f'Training time: {(elapsed / 60):.2f} minutes')
16    logger.log("The model size is {:.4f}
    ↪ M".format(xmisc.count_parameters(model)))
17    wandb.log({"RMSE_val": val_RMSE, "RMSE_training": training_RMSE})

```

Listing 10: Logging statement examples in the model training step

- **Model Evaluation:** This step is part of the model development process. It includes the search for the best model that generalizes the data, as well as the evaluation of its performance on the validation or test data. During this stage, ML practitioners usually log information that will allow tracing the whole evaluation process through: (i) **State events log** - that will generally allow logging the beginning, the errors that occurred, and the end of the evaluation process, e.g., Line 5. (ii) **Best model log** - log the best model information obtained during the fine-tuning phase, e.g., Line 1. (iii) **Memory consumption log** - records the memory consumption during the evaluation process, e.g., Line 2. (v) **Metric log** - records the performance measures (metric, loss) at each epoch, e.g., Line 8, 3. (iv) **Model size log** - records the model size, e.g., Line 7. **Inference time log** - records the time taken by the model to infer predictions, e.g., Line 6. Listing 11 are examples of logging statements collected in our study subjects at this stage, they can be found in AutoDL-Projects⁴⁹, DeepLearningExamples⁵⁰.

```

1     logger.log("Save the best model into {}".format(final_best_name))
2     logger.log( " "Finish training/validation in {} with Max-GPU-Memory of
    ↪ {:.2f} MB, and save final checkpoint into {}".format(
    ↪ convert_secs2time(epoch_time.sum, True)
3     tf.logging.info('%s: Step %d: Validation accuracy = %.1f%% (N=%d)'
    ↪ %(datetime.now(),
4     i, validation_accuracy * 100, len(validation_bottlenecks)))
5     logger.info("***** Running evaluation *****")
6     logger.info("time for inference {} perf {}".format(eval_end -
    ↪ eval_start, num_examples * 100 / (eval_end - eval_start)))
7     logger.log("FLOP = {} MB, Param = {} MB".format(flop, param))
8     logger.log("{} {} epoch={:03d}/{:03d} :: Train [loss={:.5f},
    ↪ acc@1={:.2f}%, acc@5={:.2f}%, Valid [loss={:.5f}, acc@1={:.2f}%,
    ↪ acc@5={:.2f}%,].format( time_string(), need_time, epoch,
    ↪ total_epoch, train_loss, train_acc1, train_acc5, valid_loss,
    ↪ valid_acc1, valid_acc5,)

```

⁴⁹ <https://bit.ly/3GKwJ8J>⁵⁰ <https://bit.ly/3VmRc7k>

Listing 11: Logging statement examples in the model evaluation step

- **Model Validation:** The purpose of this step is to assess the precision and performance of the model obtained during the evaluation phase on real data. To do so, ML practitioners record **metrics** used as a measure of performance for their ML system, as presented in Listing 12.

```

1     logger.info('Final test accuracy = %.1f%% (N=%d)' % (test_accuracy *
    ↪ 100, len(test_bottlenecks)))

```

Listing 12: Logging statement examples in the model validation step

- **Model Deployment:** At this stage, in order to keep track of everything that happens during this phase ML practitioners often record information such as: (i) **State events log** - which are logging statements related to the process of converting the model into a lighter intermediate representation by applying graph optimizations, layer merging, e.g., Line 1, 2, 3, 6. (ii) **GPU/CPU log** - Device information such as CPU and GPU are recorded during model prediction. (iii) **Time latency log** - it's critical in a production environment to deliver inferences quickly. Hence, ML practitioners record the execution time of an inference, e.g., Line 7. (iv) **Optimizer log** - there are different optimizers that can be used to convert an ML model into a lighter representation optimized for real-time inferences, e.g., Line 4, 6. (v) **Precision log** - the precision enabled by an optimizer is an important piece of information that ML practitioners record when the model is in production, e.g., Line 5. Listing 13 are examples of logging statements collected in our study subjects corresponding to the model deployment step.

```

1     logger.info("model check failed with warning: [" , error, "]")
2     logger.warning("Warning during onnx.checker.check model in quantized
    ↪ model ignored")
3     logging.info('Total node count before and after TF-TRT conversion:',
    ↪ num_nodes, '->', len(frozen_graph.node))
4     logger.info('TRT node count:',len([1 for n in frozen_graph.node if
    ↪ str(n.op)'TRTEngineOp']))
5     tf.compat.v1.logging.info("Precision = %s", "fp16" if FLAGS.amp else
    ↪ "fp32")
6     tf.compat.v1.logging.info('Converting graph using
    ↪ TensorFlow-TensorRT...')
7     tf.compat.v1.logging.info("Total Inference Time W/O Overhead = %0.2f
    ↪ for Sentences = %d", predict_time_wo_overhead, num_sentences)

```

Listing 13: Logging statement examples in the model deployment step

Configuration management steps are not explicitly represented in the ML pipeline but are essential to ensure that the ML components perform in a manner consistent with expectations over time. Configuration management

activities generally include the management of configurations or dependencies on special devices and the management of libraries that are essential to ensure that ML components work as expected. Through our analysis, we have identified logs related to the following configuration management activities:

- **Dependencies configuration log:** This activity is usually implemented when the ML component of the application will depend on a specific library in order to ensure that the ML module of an application can work properly. Hence, the need for ML practitioners to log information related to important libraries used. Listing 14 Presents some logging statements found during this step. They can be found in our studied subjects: DeepLearningExamples⁵¹, deepdrive⁵².

```

1     log.info('Installed UEPy python dependencies')
2     warnings.warn('CVM does not support memory profile, using Stack VM.')
3     warnings.warn("PyCUDA import failed in theano.misc.pycuda_init")
4     logging.info("Using torch DistributedDataParallel. Install NVIDIA Apex
    ↪ for Apex DDP.")

```

Listing 14: Logging statement examples in the dependencies configuration step

- **Environment setting log:** The environment in which ML applications run is different from traditional applications, in fact, ML applications generally need more resources or special devices such as CPU, and GPU in order to run properly. ML practitioners will generally ensure that the environment in which the application needs to run contains a minimum of resources. Therefore, information about critical resources will be logged (e.g., examples in Listing 15). Some examples can be found in the following subjects: DeepPavlov⁵³, AutoDL-Projects⁵⁴, AI-Training⁵⁵.

```

1     logger.log("cuDNN Version :
    ↪ {}".format(torch.backends.cudnn.version()))
2     logger.log("PyTorch Version : {}".format(torch.__version__))
3     logger.warning("This recipe needs the sox-io backend of torchaudio")
4     logger.log("CUDA available : {}".format(torch.cuda.is_available()))
5     logger.log("CUDA GPU numbers : {}".format(torch.cuda.device_count()))
6     logger.log("CUDA_VISIBLE_DEVICES : {}".format(
7     .format( os.environ["CUDA_VISIBLE_DEVICES"] if
    ↪ "CUDA_VISIBLE_DEVICES" in os.environ else "None")))
8     caffe.log('Using devices %s' % str(gpus))
9     _logger.warning("We are not able to detect the number of CPU cores." "
    ↪ We disable openmp by default.")
10    _logger.info('Conda mkl is not available: %s', e)

```

Listing 15: Logging statement examples in the environment setting step

⁵¹ <https://bit.ly/3Eyc1WB>
⁵² <https://bit.ly/3Ex9tZ5>
⁵³ <https://bit.ly/3Tz4mXi>
⁵⁴ <https://bit.ly/3tRawy3>
⁵⁵ <https://bit.ly/3ACmajS>

Finding 5: ML practitioners use logging statements to record important information in *data management* (e.g., recording the data format in data collection), *model management* (recording the hyperparameters in model training), and *configuration management* (e.g., recording the used resources or libraries). Our observations provide guidance for ML practitioners to improve their ML logging and insights for future efforts to improve ML logging practices (e.g., by providing ML logging libraries that facilitate the logging of different types of important information throughout the life-cycle of ML-based applications).

4 Threats to validity

In this section, we discuss the potential threats to the validity of our research methodology and findings.

External validity

The subjects used in this paper to answer our different research questions are open-source ML-based projects from GitHub. The selection of these projects may be subject to the following threats:

Our results and findings may not apply to ML projects written in other languages (e.g., JAVA, C# or R) rather than Python since our analysis was mainly done on the portions of code written in Python in our study subjects. Hence, it is necessary that future works explore ML projects written in other programming languages since ML practitioners working with these languages may have different logging practices for ML projects. However, since Python is considered to be the *lingua franca* for ML-based application development (Dilhara et al., 2021), we believe that our study provides a good understanding of the logging practices in ML-based systems.

Construct validity

The threats to the construct validity of our research are related to errors that may have occurred during the extraction of logging statements.

To avoid extracting logging statements that have been commented out by developers, we have developed a static code analyzer on top of the standard Python AST parser (which is widely used in the static analysis of Python code (D’Souza et al., 2016; Dilhara et al., 2021)). This static code analyzer which is available in our replication package⁵⁶ library extract only uncommented statements; enabling us to avoid collecting logging statements that were commented out by developers.

⁵⁶ Scripts and data files used in our research are available online and can be found here: <http://bitly.ws/yr6c>

Internal validity

We have manually mapped logging statements to their corresponding ML pipeline phase, to answer RQ2. Then, in RQ3, we manually analyzed the logging statements to identify the type of information logged and create a taxonomy. However, our manual analyses are subject to the subjective judgment of the people performing the analysis. This raises a threat to the internal validity of our results. To mitigate this threat, manual analyses were performed by the three authors of this paper with strong industry and academic backgrounds in ML systems engineering. Two authors performed the manual analysis, in case of disagreements we had a group discussion with the third author until a common agreement was reached. We believe that this approach reduces the chance of introducing false positives in our analyses. However, future replications and extensions of our work are desirable. All the data and scripts used in our study are available in our replication package⁵⁷

5 Related work

In this section, we introduce and discuss two areas of related works on logging practices: (i) research done on logging characteristics, and (ii) research done on logging decisions.

- (i) **Characterizing logging practice:** Many research works have been done in characterizing logging practices. (Yuan et al., 2012) conducts the first empirical study in the characterization of logging practices on four open-source projects written in C/C++ and found that logging is pervasive. (Chen et al., 2017) conducts a similar study by analyzing 21 projects written in JAVA which is a replication study whose objective is to generalize the findings obtained by (Yuan et al., 2012) for projects written in JAVA. Their result shows a difference in logging practices between applications written in JAVA and those written in C/C++. (Zeng et al., 2019) studied the logging practices in 1,444 Android projects and then compared their findings with those of previous works. However, none of the previous works have focused on logging practices in AI-based applications. Our paper fills this knowledge gap.
- (ii) **Logging decisions:** Logging decision involves research that helps developers decide where to introduce a logging statement and what level of verbosity should be assigned. These studies use AI algorithms to make predictions on where or what to log. (Zhu et al., 2015b) propose a “learning to log” framework using machine learning techniques, which aims to help developers make decisions on where to add logging statements during development. Furthermore, Li et al. (2020) used a deep learning-based approach to help developers in their logging decision at the block level. (Li et al., 2017) propose an ordinal regression model, which accurately provides

⁵⁷ <http://bitly.ws/yr6c>

the suggestion of the logging levels when developers add logging statement and (Li et al., 2021) suggest also log level by using Ordinal Based Neural Networks. More recently, (Mastropaolo et al., 2022) propose LANCE a framework to generate a complete logging statement using deep learning. This obviously shows that AI algorithms are used to assist developers of traditional applications in their logging decisions but no research has been conducted to assist AI practitioners in their logging decisions in AI-based applications. Our work is therefore a good starting point for future research.

6 Conclusions

Logging practices have been adopted by developers as part of good programming practices. Logs generally allow developers to diagnose their programs at runtime in order to reduce maintenance efforts. Logging practices have been the subject of numerous studies in traditional software systems such as mobile applications, JAVA applications, and open-source applications. To the best of our knowledge, this paper presents the first attempt to study the practice of logging in ML-based applications. We studied 110 open-source ML-based applications from Github. Our research has yielded the following findings: Logging in ML-based applications is commonly used but less pervasive than in JAVA, C#, C/C++ applications and more pervasive than in Android applications. The majority of logging statements are in `INFO` and `WARNING` levels. Moreover, we found that ML-based applications use two kinds of logging libraries: general logging libraries and those specific to ML-based applications. However, despite the existence of ML-specific libraries, general logging libraries remain the most used in ML applications. In order to identify which ML pipeline contains the most logging statements in ML-based applications, we performed a qualitative and quantitative analysis. Our findings indicate that the majority of logging statements are found in the *model training* phase and the *model deployment* phase contains the smallest portion of logging statements. Furthermore, we observe that ML practitioners use logging statements to record important information related to data management (e.g., recording the data format in data collection), model management (recording the hyperparameters in model training), and configuration management (e.g., recording the used resources or libraries). The contribution of this paper is as follows:

- To the best of our knowledge, this is the first study that quantitatively and qualitatively analyzes the logging practice in ML-based applications.
- We identified the general-purpose and ML-specific logging libraries that are used in ML-based applications.
- We identified ML phases in which practitioners use logs and the types of information they log. Our findings provide guidance for ML practitioners to improve their ML logging, as well as provide insights for future efforts to improve ML logging practices (e.g., by providing ML logging libraries

that facilitate the logging of different types of information in different ML phases).

Overall, our findings highlight the need for more ML-specific libraries to support the development of ML-based applications. More research is also needed to improve our understanding of logging needs and challenges in the context of ML systems engineering.

Conflict of interest

The authors declare that they have no conflict of interest.

Data availability statement

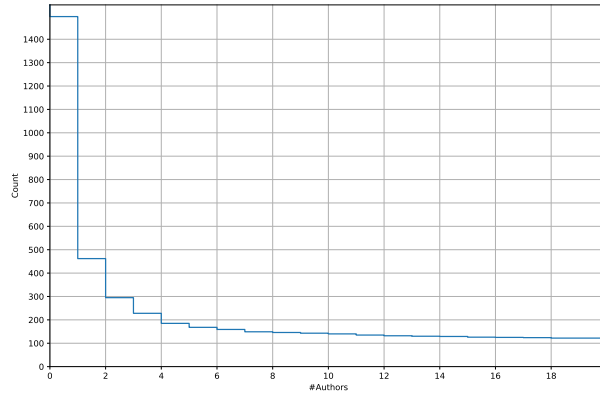
The datasets generated during and/or analysed during the current study are available in the [foalem] repository, [<https://github.com/foalem/ML-logging-paper>].

References

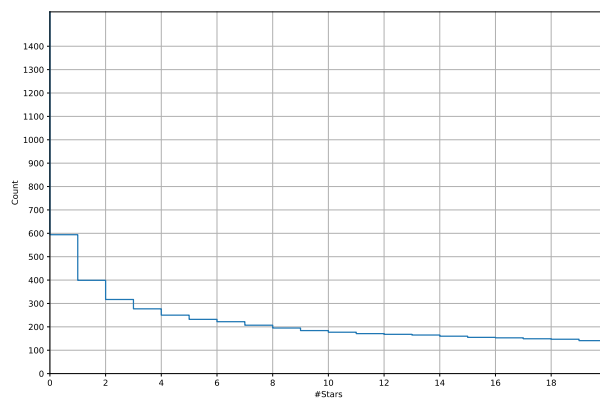
- Amershi S, Begel A, Bird C, DeLine R, Gall H, Kamar E, Nagappan N, Nushi B, Zimmermann T (2019) Software engineering for machine learning: A case study. In: 2019 IEEE/ACM 41st International Conference on Software Engineering: Software Engineering in Practice (ICSE-SEIP), IEEE, pp 291–300
- Chen B, et al. (2017) Characterizing logging practices in java-based open source software projects—a replication study in apache software foundation. *Empirical Software Engineering* 22(1):330–374
- Dilhara M, Ketkar A, Dig D (2021) Understanding software-2.0: A study of machine learning library usage and evolution. *ACM Transactions on Software Engineering and Methodology (TOSEM)* 30(4):1–42
- Ding Z, Li H, Shang W (2022) Logentext: Automatically generating logging texts using neural machine translation. In: 2022 IEEE International Conference on Software Analysis, Evolution and Reengineering (SANER), pp 349–360, DOI 10.1109/SANER53432.2022.00051
- D’Souza AR, Yang D, Lopes CV (2016) Collective intelligence for smarter api recommendations in python. In: 2016 IEEE 16th International Working Conference on Source Code Analysis and Manipulation (SCAM), IEEE, pp 51–60
- Kernighan BW, Pike R (1999) *The Practice of Programming*. Addison-Wesley Longman Publishing Co., Inc., USA
- Li H, Shang W, Hassan AE (2017) Which log level should developers choose for a new logging statement? *Empirical Software Engineering* 22(4):1684–1716

- Li Z, Chen TH, Shang W (2020) Where shall we log? studying and suggesting logging locations in code blocks. In: 2020 35th IEEE/ACM International Conference on Automated Software Engineering (ASE), pp 361–372
- Li Z, Li H, Chen TH, Shang W (2021) Deeply: Suggesting log levels using ordinal based neural networks. In: 2021 IEEE/ACM 43rd International Conference on Software Engineering (ICSE), pp 1461–1472, DOI 10.1109/ICSE43902.2021.00131
- Mastropaolo A, Pascarella L, Bavota G (2022) Using deep learning to generate complete log statements. arXiv preprint arXiv:220104837
- Munaiah N, Kroh S, Cabrey C, Nagappan M (2017) Curating github for engineered software projects. *Empirical Software Engineering* 22(6):3219–3253
- Nagaraj K, Killian C, Neville J (2012) Structured comparative analysis of systems logs to diagnose performance problems. In: 9th USENIX Symposium on Networked Systems Design and Implementation (NSDI 12), pp 353–366
- Openja M, Majidi F, Khomh F, Chembakottu B, Li H (2022) Studying the practices of deploying machine learning projects on docker. In: Staron M, Berger C, Simmonds J, Prikładnicki R (eds) *EASE 2022: The International Conference on Evaluation and Assessment in Software Engineering 2022*, Gothenburg, Sweden, June 13 - 15, 2022, ACM, pp 190–200, DOI 10.1145/3530019.3530039, URL <https://doi.org/10.1145/3530019.3530039>
- Xu W, Huang L, Fox A, Patterson D, Jordan MI (2009) Detecting large-scale system problems by mining console logs. In: *Proceedings of the ACM SIGOPS 22nd symposium on Operating systems principles*, pp 117–132
- Yamane T (1967) *Statistics: An introductory analysis*. Tech. rep.
- Yang T, Agrawal V (2016) Log file anomaly detection. CS224d Fall 2016
- Yuan D, Park S, Zhou Y (2012) Characterizing logging practices in open-source software. In: 2012 34th International Conference on Software Engineering (ICSE), IEEE, pp 102–112
- Zeng Y, Chen J, Shang W, Chen THP (2019) Studying the characteristics of logging practices in mobile apps: a case study on f-droid. *Empirical Software Engineering* 24(6):3394–3434
- Zhai H, Casalnuovo C, Devanbu P (2019) Test coverage in python programs. In: 2019 IEEE/ACM 16th International Conference on Mining Software Repositories (MSR), IEEE, pp 116–120
- Zhao X, Rodrigues K, Luo Y, Stumm M, Yuan D, Zhou Y (2017) Log20: Fully automated optimal placement of log printing statements under specified overhead threshold. In: *Proceedings of the 26th Symposium on Operating Systems Principles*, pp 565–581
- Zhu J, He P, Fu Q, Zhang H, Lyu MR, Zhang D (2015a) Learning to log: Helping developers make informed logging decisions. In: 2015 IEEE/ACM 37th IEEE International Conference on Software Engineering, IEEE, vol 1, pp 415–425
- Zhu J, He P, Fu Q, Zhang H, Lyu MR, Zhang D (2015b) Learning to log: Helping developers make informed logging decisions. In: *Proceedings of the 37th International Conference on Software Engineering - Volume 1*, IEEE Press, ICSE '15, p 415–425

Appendix A Figure



(a) Cumulative frequency curve base on #Authors



(b) Cumulative frequency curve base on #Stars

Fig. 8: Cumulative frequency curve of #Stars and #Authors