

Adaptive variational quantum minimally entangled typical thermal states for finite temperature simulations

João C. Getelina,¹ Niladri Gomes,^{1,*} Thomas Iadecola,^{1,2} Peter P. Orth,^{1,2,3} and Yong-Xin Yao^{1,2,†}

¹*Ames National Laboratory, U.S. Department of Energy, Ames, Iowa 50011, USA*

²*Department of Physics and Astronomy, Iowa State University, Ames, Iowa 50011, USA*

³*Department of Physics, Saarland University, 66123 Saarbrücken, Germany*

Scalable quantum algorithms for the simulation of quantum many-body systems in thermal equilibrium are important for predicting properties of quantum matter at finite temperatures. Here we describe and benchmark a quantum computing version of the minimally entangled typical thermal states (METTS) algorithm for which we adopt an adaptive variational approach to perform the required quantum imaginary time evolution. The algorithm, which we name AVQMETS, dynamically generates compact and problem-specific quantum circuits, which are suitable for noisy intermediate-scale quantum (NISQ) hardware. We benchmark AVQMETS on statevector simulators and perform thermal energy calculations of integrable and nonintegrable quantum spin models in one and two dimensions and demonstrate an approximately linear system-size scaling of the circuit complexity. Finally, we map out the finite-temperature phase transition line of the two-dimensional transverse field Ising model.

I. INTRODUCTION

Theoretically deriving finite-temperature thermodynamic properties of interacting quantum many-body systems is notoriously difficult, but important to be able to compare to experimental results. Determining the behavior near and at thermal phase transitions, including a prediction of transition temperatures, is one of the central challenges of condensed matter physics. There are several computational techniques that address this question. Exact diagonalization (ED), for example, is generally applicable and can be used at arbitrary temperature, if the full energy spectrum is computed [1]. However, ED is limited to small system sizes, especially if many excited states contribute at finite temperature. An alternative approach is based on thermal pure quantum states [2, 3], which significantly reduces the computational load compared to ED. It is still constrained in the system size that can be simulated as it requires the preparation and evolution of a random quantum state in Hilbert space, which grows exponentially with system size. Techniques that work well at high temperatures are Quantum Monte Carlo approaches [4–6], high-temperature and numerical linked-cluster expansion methods [7–9], as well as the pseudo-Majorana functional renormalization group method [10, 11]. They become less reliable at lower temperatures, where spatial correlations build up. Finally, the numerical renormalization group [12, 13] is well suited for the description of quantum impurity models at low temperatures, which can be combined with embedding methods such as the dynamical mean-field theory to simulate lattice models [14–17].

One of most powerful numerical techniques for low-dimensional systems is based on approximating the many-

body wavefunction as a matrix product state (MPS). This underlies the density matrix renormalization group (DMRG) method [18] and generally tensor network approaches [19]. These methods can also be applied to simulate systems at finite temperature, for example, by using an ancilla purification method [20, 21]. This approach introduces a reference system with the same dimension as the physical system of interest, and prepares a state where the physical and reference systems are maximally entangled. The physical system is then evolved in imaginary time until a given $\beta = 1/T$, where it reaches a purified Gibbs state at temperature T , which can be used to calculate thermodynamic quantities. This approach is conceptually appealing, but requires a significantly larger bond dimension χ' to represent the joint state of system and ancillae compared to the bond dimension χ required for the pure system simulation. In the limit $\beta \rightarrow \infty$ the difference approaches $\chi' = \chi^2$ [22]. An alternative technique that circumvents this challenge relies on sampling minimally entangled typical thermal states (METTS) [22, 23], which are states obtained by imaginary-time evolution of product states. Since this method only evolves the physical system, the computational complexity to generate a METTS is comparable to that of a ground state DMRG calculation. On the other hand, it requires sampling over potentially many METTSs depending on the simulation temperature. The METTS technique is therefore most suited for simulating the low temperature regime [24].

To address some of the limiting issues of classical algorithms, several quantum algorithms for finite-temperature simulations of quantum many-body systems have been proposed [25–37]. Some algorithms focus on preparing purified thermal states using variational approaches [31, 34, 36]. This requires the classical optimization of a cost function and provides a quantum generalization of the ancilla purification method discussed above [20, 21]. A quantum analog of the METTS algorithm (QMETS) has also been proposed [33, 37] and utilizes a quantum imaginary time evolution (QITE) al-

* Present address: Lawrence Berkeley National Laboratory, Berkeley, CA 94720, USA

† ykent@iastate.edu

gorithm to evolve the initial product states [33]. This method offers the potential advantage of requiring exponentially less space and time resources to store and evolve quantum states of 2D and 3D systems compared to the METTS algorithm using MPSs.

The quantum resource requirements for QMETTS are determined by QITE for which the quantum circuit depth scales exponentially with the system correlation length ξ and it grows linearly with imaginary time β . Several techniques have been developed to reduce the circuit complexity for practical QITE calculations [37–39] to make it more suited for noisy intermediate-scale quantum (NISQ) hardware. However, the execution of QITE on current quantum hardware remains limited to small system sizes so far. Another related approach is variational quantum imaginary time evolution based on MacLachlan’s principle, which corresponds to following the quantum natural gradient descent path [40–44]. This approach expresses the state by a parametrized quantum circuit whose variational parameters are updated according to a classical equation of motion, whose coefficients are obtained on a quantum computer. It was shown that an adaptive construction of the variational ansatz yields compact and problem specific parametrized circuits that enable high fidelity quantum state propagation in imaginary time (AVQITE) [44]. The AVQITE algorithm adaptively expands the variational circuit ansatz with unitaries drawn from a predefined operator pool in order to maintain a high state fidelity at each timestep along the imaginary time path.

In this work, we use AVQITE to perform imaginary time evolution in an adaptive variational quantum minimally entangled typical thermal states (AVQMETS) algorithm. The AVQMETS approach leverages the shallow circuits produced by AVQITE and is thus promising for application on NISQ hardware. As a first step, we here perform benchmark calculations on statevector simulators and show that AVQMETS calculations can yield accurate thermal expectation values, for example, the thermal energy. We investigate thermal properties of the transverse-field Ising model (TFIM) and the mixed-field Ising model (MFIM) with up to 20 sites in one-dimensional (1D) and two-dimensional (2D) lattices. For 1D models, we observe linear system-size scaling of the circuit complexity as characterized by the number of CNOT gates. This agrees with the scaling observed in METTS calculations using MPSs for gapped 1D systems, if the MPS is written as a quantum circuit [45]. For 2D models, we observe that the circuit complexity scales approximately linear for the MFIM and superlinear for the TFIM. This implies a potential advantage of AVQMETS calculations for 2D systems compared to METTS calculations, where the bond dimension of MPSs generally scales exponentially with system size [18]. Finally, we use AVQMETS to determine several points on the finite temperature phase boundary between ferromagnetic and paramagnetic phases in the 2D TFIM.

The remainder of the article is organized as follows:

in Sec. II, we describe the AVQMETS algorithm, and in Sec. III we introduce the TFIM and MFIM together with the operator pool used for AVQMETS. We analyze the performance of the algorithm at a few representative thermal steps in Sec. IV, before presenting results for the spin models in 1D in Sec. V and 2D in Sec. VI. In Sec. VII, we present results of the Binder cumulant and determine the critical temperature in the TFIM. Conclusions and outlook are given in Sec. VIII.

II. AVQMETS ALGORITHM

We are interested in calculating the thermal expectation value of an observable \hat{O} in an N -qubit quantum system at inverse temperature $\beta = 1/T$. Assuming that the system is governed by a Hamiltonian \hat{H} the thermal expectation value can be obtained from

$$\langle \hat{O} \rangle_\beta = \frac{1}{\mathcal{Z}} \text{Tr} \left\{ e^{-\beta \hat{H}} \hat{O} \right\} = \frac{1}{\mathcal{Z}} \sum_{i=1}^{2^N} P_i \mathcal{O}_i(\beta). \quad (1)$$

Here, we have defined the expectation value $\mathcal{O}_i(\beta) \equiv \langle \phi_i(\beta) | \hat{O} | \phi_i(\beta) \rangle$ in a METTS

$$|\phi_i(\beta)\rangle = P_i^{-1/2} e^{-\beta \hat{H}/2} |i\rangle, \quad (2)$$

which is obtained by imaginary time evolution, starting from a classical product state (CPS) $|i\rangle$. The summation over i in Eq. (1) runs over a complete CPS basis. The probability distribution of METTSs is proportional to $P_i = \langle i | e^{-\beta \hat{H}} | i \rangle$ and is normalized by the canonical partition function $\mathcal{Z} = \sum_i P_i$. In the METTS algorithm, the thermal average (1) can be efficiently evaluated using a METTS ensemble of size S as

$$\langle \hat{O} \rangle_\beta \approx \frac{1}{S} \sum_{i=1}^S \mathcal{O}_i(\beta) \quad (3)$$

As described in detail below, the METTS ensemble is generated by independent Markovian random walks, which samples METTS with the desired distribution P_i/\mathcal{Z} as a fixed point in this process [22, 23].

In the AVQMETS approach, one uses AVQITE for state propagation along imaginary time τ from a CPS $|i\rangle$ at the initial time $\tau = 0$ to the corresponding METTS $|\phi_i(\beta)\rangle$ at final time $\tau = \beta/2$. It was shown previously that AVQITE produces compact and problem-specific variational quantum states that allow for imaginary time evolution with high fidelity [44]. This is achieved by representing the time-dependent quantum state with an adaptive variational ansatz in a pseudo-Trotter form

$$|\phi_i[\boldsymbol{\theta}(\tau)]\rangle = \prod_{\mu=1}^{N_\theta} e^{-i\theta_\mu(\tau) \hat{A}_\mu} |i\rangle. \quad (4)$$

Here, $\hat{A}_\mu \in \{I, X, Y, Z\}^{\otimes N}$ is a Pauli string defined as a direct product of Pauli operators for an N -qubit system.

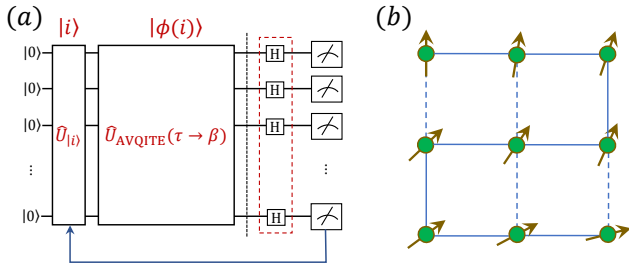


FIG. 1. **AVQMETS approach and model setup.** (a) Schematic flowchart of the AVQMETS algorithm, which includes application of quantum circuits $\hat{U}_{|i\rangle}$ for initial CPS $|i\rangle$ preparation in the X - or Z -basis, followed by application of AVQITE circuits for imaginary time evolution to a desired inverse temperature β . The final Hadamard gates realize a measurement basis rotation that is applied in every other thermal step, and Z basis measurements are performed at the end of each thermal step. The resulting bitstring is then used as the initial CPS during the next thermal step. (b) Layout of the 1D (9-site) or 2D (3×3) lattice of the MFIM. The 2D model is obtained by considering the dashed couplings with the same coupling as the solid ones. Periodic boundary conditions are used for both models, and applied in both directions for the 2D lattice.

The time evolution of the quantum state is encoded in the variational parameters $\boldsymbol{\theta}(\tau)$, which propagate according to the equations of motion determined by the McLachlan variational principle [40, 41, 46]

$$\frac{d\boldsymbol{\theta}}{d\tau} = \mathbf{M}^{-1}\mathbf{V}. \quad (5)$$

Here we define the quantum Fisher information matrix $M_{\mu\nu} = 2 \operatorname{Re} \left[\frac{\partial \langle \phi[\boldsymbol{\theta}] |}{\partial \theta_\mu} \frac{\partial | \phi[\boldsymbol{\theta}] \rangle}{\partial \theta_\nu} - \frac{\partial \langle \phi[\boldsymbol{\theta}] |}{\partial \theta_\mu} | \phi[\boldsymbol{\theta}] \rangle \langle \phi[\boldsymbol{\theta}] | \frac{\partial | \phi[\boldsymbol{\theta}] \rangle}{\partial \theta_\nu} \right]$ and the energy gradient $V_\mu = 2 \operatorname{Re} \left[-\frac{\partial \langle \phi[\boldsymbol{\theta}] |}{\partial \theta_\mu} \hat{\mathcal{H}} | \phi[\boldsymbol{\theta}] \rangle \right]$, which can be measured on a quantum computer. A detailed discussions on quantum circuit implementations is given in Refs. [44, 47]. We note that we here implement the algorithm fully classically to benchmark its performance in the absence of noise. The equations of motion (5) are integrated using the Euler method with a time step $\delta\tau$ that controls the simulation duration and accuracy.

In the AVQITE approach, the set of N_θ generators $\{\hat{A}_\mu\}$ in the variational ansatz in Eq. (4) is constructed automatically and can be gradually expanded along the dynamical path by appending optimal Pauli strings from a predefined operator pool \mathcal{P} of Pauli strings. The ansatz expansion is performed such that the McLachlan distance [40, 44] remains below a desired threshold L_{cut} . The McLachlan distance is a measure of the difference between the variational state evolution and the exact one during a single time step.

The flowchart of AVQMETS is illustrated in Fig. 1(a). An initial thermal step of the algorithm starts with a random CPS $|i\rangle$ in the computational Z -basis prepared with a quantum circuit. The AVQITE algorithm is then

employed to represent the METTS $|\phi_i[\boldsymbol{\theta}(\beta)]\rangle$ in terms of a parametrized circuit, which allows for a measurement of the expectation value $\mathcal{O}_i[\boldsymbol{\theta}(\beta)] \equiv \langle \phi_i[\boldsymbol{\theta}(\beta)] | \hat{\mathcal{O}} | \phi_i[\boldsymbol{\theta}(\beta)] \rangle$. The next thermal step follows after collapsing the METTS to a new CPS $|i'\rangle$ with probability $|\langle \phi_i[\boldsymbol{\theta}(\beta)] | i'\rangle|^2$ through a quantum measurement. The result of time-propagation followed by state collapse is a Markovian random walk between METTSs corresponding to different initial CPSs. Following earlier results, we apply alternating X - and Z -basis measurements in consecutive thermal steps to effectively reduce the autocorrelation time of the walk [23]. In practice, a METTS ensemble of size $S = S_w S_0$ is obtained using S_w independent Markovian random walks, which can be executed in parallel, each of which generates S_0 METTSs. We discard the initial thermal steps, typically the first ten, in each random walk to erase memory effects. The METTS ensemble average gives an efficient estimation of the thermal expectation value

$$\langle \hat{\mathcal{O}} \rangle_\beta \approx \langle \hat{\mathcal{O}} \rangle_{\boldsymbol{\theta}(\beta)} \equiv \frac{1}{S} \sum_i \mathcal{O}_i[\boldsymbol{\theta}(\beta)], \quad (6)$$

which is the quantity we are interested in.

III. SPIN MODELS

To benchmark the accuracy and scalability of the AVQMETS approach, we consider the nonintegrable mixed-field nearest-neighbor Ising model in 1D and on the 2D square lattice with periodic boundary conditions (PBC) as illustrated in Fig. 1(b). The Hamiltonian reads

$$\hat{\mathcal{H}} = -J \sum_{\langle jk \rangle} \hat{Z}_j \hat{Z}_k - \sum_j (h_x \hat{X}_j + h_z \hat{Z}_j), \quad (7)$$

where $\langle jk \rangle$ denotes summation over nearest neighbors. In the following, we consider the ferromagnetic model ($J > 0$) and measure the energy in units of $J = 1$. The 1D MFIM reduces to the integrable TFIM when the longitudinal field vanishes $h_z = 0$. The competition between ferromagnetic and paramagnetic phases is controlled by the transverse field h_x and the temperature T . The 1D TFIM exhibits a quantum critical point at $h_x = 1$ and $T = 0$. While the 1D TFIM is paramagnetic at any finite temperature $T > 0$ and only undergoes thermal crossovers [48, 49], the 2D TFIM undergoes a continuous phase transition in the Ising universality class in the (h_x, T) parameter plane. At $h_x = 0$, the model reduces to the classical Ising model on the square lattice with a critical temperature $T_c = 2J / \ln(1 + \sqrt{2})$ given by Onsager's exact solution [50]. The transition temperature $T_c(h_x)$ decreases continuously with increasing $h_x > 0$ and reaches $T_c = 0$ at the quantum critical point $h_x/J = 3.04438$ [51]. In contrast, the ferromagnetic MFIM only exhibits crossovers at zero and finite temperatures due to the explicit breaking of the global \mathbb{Z}_2 symmetry $Z_i \rightarrow -Z_i$ by the longitudinal field [52].

In the following, we focus on two sets of model parameters, where we apply AVQMETS to evaluate the thermal energy. First, we consider the 1D and 2D TFIM at finite temperatures $T > 0$ above the quantum critical point, with $(h_x, h_z) = (1, 0)$ for 1D and $(3.05, 0)$ for 2D. Second, we investigate the 1D and 2D MFIM, where we keep the same transverse field h_x as the TFIM, and set $h_z = h_x/2$. We consider system sizes in the range $4 \leq N \leq 20$.

When constructing the adaptive ansatz, we use the following complete operator pool [53, 54]:

$$\mathcal{P} = \{Y_j\}_{j=1}^N \cup \{Y_j Z_k, Z_j Y_k\}_{1 \leq j < k \leq N}. \quad (8)$$

This pool is composed of all one-qubit and two-qubit Pauli strings that contain a single Y Pauli matrix. Since every generator contains an odd number of Y operators, a variational wavefunction that is initialized with real coefficients remains real along the imaginary-time path. In this case, the second term in the quantum Fisher information matrix $M_{\mu\nu}$ vanishes [44].

IV. ANALYSIS OF REPRESENTATIVE THERMAL STEPS

The accuracy of the variational state preparation in AVQMETS using AVQITE and the associated circuit complexity is analyzed in Fig. 2 for two representative thermal steps in simulations of a $N = 14$ site MFIM. The model parameters are $J = 1$, $h_x = 1$, $h_z = 0.5$, and the simulated temperatures are in the range $0.2 \leq \beta \leq 4$. In the AVQITE calculations, we use the time step $\delta\tau = 0.02$ and the MacLachlan distance threshold $L_{\text{cut}} = 0.001$. Results are shown for a thermal step with an initial Z -basis CPS (green) and an initial X -basis CPS (blue), which are obtained by a measurement in the Z and X -basis to collapse a METTS at $\beta = 2$. We refer to them as Z - and X -thermal steps hereafter. Clearly, one observes a characteristic difference between these two thermal steps. In Fig. 2(a), we compare the energy of the exact imaginary-time-evolved state $E_i(\tau) = \langle \phi_i(\tau) | \hat{H} | \phi_i(\tau) \rangle$ with the variational energy $E_i[\theta(\tau)] = \langle \phi_i[\theta(\tau)] | \hat{H} | \phi_i[\theta(\tau)] \rangle$. The absolute energy difference is generally smaller than 0.1. The Z -thermal step produces a smaller error than in the X -thermal step up to a final propagation time of $\tau \approx \beta = 2$. For $\tau \geq 2$, we observe a convergence of the absolute energy difference within about 10^{-4} to 10^{-6} . The inset shows the scale of the energy, from which we derive that the relative error is smaller than 0.5%. Generally, the relatively larger error in the X -thermal step correlates with the higher energy of the initial X -basis CPS at $\tau = 0$, as plotted in the inset.

Fig. 2(b) shows that the associated state infidelity is generally smaller than 10^{-3} . At $\tau = \beta = 2$, the infidelity reaches 2×10^{-5} at Z -thermal step and 6×10^{-5} at X -thermal step. For $\tau \geq 2$, the infidelity shows a convergence to within about 2×10^{-5} to 10^{-6} . The overall improvement of the variational state energy error

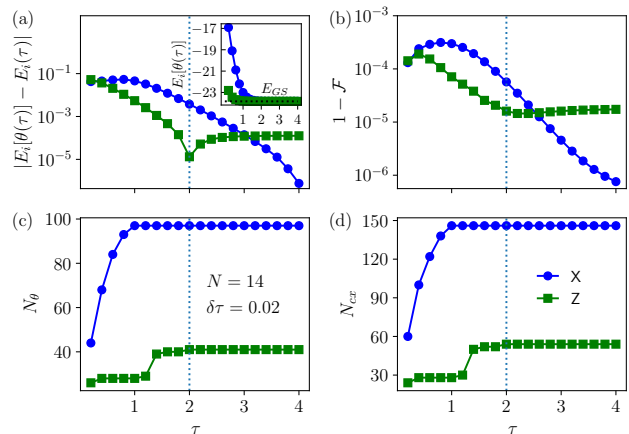


FIG. 2. **Accuracy and circuit complexity of two representative thermal steps in AVQMETS calculations for a 14-site MFIM.** (a) Energy difference between exact and variational state evolution $|E_i[\theta(\tau)] - E_i(\tau)|$ as a function of imaginary time τ for two representative METTSs obtained for initial Z -basis CPS (blue) and initial X -basis CPS (green). The CPSs are generated by state collapse from a METTS at $\beta = 2$ as indicated by a vertical dotted line. Inset shows variational energy converging to the ground state energy for large τ . (b) Infidelity $1 - \mathcal{F} = 1 - |\langle \phi(\tau) | \phi[\theta(\tau)] \rangle|^2$ between exact and variational state for the two METTSs versus τ . (c) Number of variational parameters N_θ versus τ . (d) Number of CNOT gates N_{cx} versus τ . N_{cx} is estimated for all-to-all qubit connectivity where each two-qubit rotation gate contributes two CNOTs. Model parameters used are $J = 1$, $h_x = 1$, $h_z = 0.5$, and AVQITE parameters are $\delta\tau = 0.02$ and $L_{\text{cut}} = 10^{-3}$.

and infidelity with increasing β implies that the effective reduction of Hilbert space dimension due to lowering temperature dominates over the error accumulation in discretized state propagation due to the finite timestep $\delta\tau$ in AVQITE.

In Fig. 2(c) we plot the τ -dependence of the number of variational parameters N_θ in the pseudo-Trotter state. Each parameter is associated with a generator selected from the operator pool \mathcal{P} defined in Eq. (8). Generally, the number of parameters N_θ grows with τ as more variational degrees of freedom are required to cover the entire dynamical path. The difference of the state energy that we observe during Z - and X -thermal steps is also manifested in a disparity in the number of variational parameters: for $\tau > 1$, $N_\theta \approx 100$ for the X -thermal step, which is about 2.5 times larger than for the Z -thermal step. Finally, to further characterize the circuit complexity for NISQ applications, we plot in Fig. 2(d) the number of CNOT gates N_{cx} required to prepare the variational pseudo-Trotter state as a function of τ . The behavior of N_{cx} mirrors that of N_θ . At large $\tau > 1$, $N_{\text{cx}} \approx 150$ for the X -thermal step, which is about three times larger than N_{cx} for the Z -thermal step. In this analysis, we assume that the quantum device has all-to-all qubit connectivity, which allows us to simplify the calculation by

considering a two-qubit rotation gate as requiring $N_{\text{cx}} = 2$ CNOTs. Since $N_{\text{cx}}/N_{\theta} \approx 1.5$ when $\tau \geq 2$, we observe that about half of the generators in the adaptive ansätze are two-qubit Pauli strings.

V. AVQMETS RESULTS OF 1D SPIN MODELS

In this section, we apply AVQMETS to the 1D TFIM and MFIM in order to perform a systematic study of the computational accuracy and scalability of the algorithm. The calculation uses S_w independent Markovian random walks that each undergo a number of thermal steps S_0 after discarding the initial 10 steps. This generates a METTS ensemble of size $S = S_w S_0$ that we use to estimate thermal averages of observables. Since the statevector simulation time of one thermal step increases with system size, in the following calculations we typically reduce S_0 from 128 to 2 for systems with increasing size and correspondingly increase S_w for efficiency. In the following, we focus on the thermal energy $\langle \hat{\mathcal{H}} \rangle_{\theta(\beta)}$. Fig. 3(a) shows estimated thermal energy $\langle \hat{\mathcal{H}} \rangle_{\theta(\beta)}$ of the $N = 14$ TFIM at $\beta = 2$ (blue) and $\beta = 4$ (green) as a function of thermal step number. The error bars of $\langle \hat{\mathcal{H}} \rangle_{\theta(\beta)}$ indicate the standard error, which is defined as $\frac{1}{S} \sqrt{\sum_{i=1}^S (\mathcal{H}_i[\theta(\beta)] - \langle \hat{\mathcal{H}} \rangle_{\theta(\beta)})^2}$. The model is simulated above the quantum critical point at $h_x = 1$. The dashed line indicates the exact diagonalization (ED) result $\langle \hat{\mathcal{H}} \rangle_{\beta}$. The relatively large variance of $\langle \hat{\mathcal{H}} \rangle_{\theta(\beta)}$ in the first three thermal steps is a manifestation of autocorrelations in the Markov chain, after which $\langle \hat{\mathcal{H}} \rangle_{\theta(\beta)}$ starts to converge. With a fixed ensemble size $S = 288$ in the simulations, the fluctuations of $\langle \hat{\mathcal{H}} \rangle_{\theta(\beta)}$ at $\beta = 4$ are much smaller than those at $\beta = 2$, implying that for a comparable accuracy a smaller sample size is required at lower temperatures due to the reduced number of states that are accessible at lower temperatures.

In contrast, as shown in Fig. 3(b), the AVQMETS estimation of the thermal energy $\langle \hat{\mathcal{H}} \rangle_{\theta(\beta)}$ converges more rapidly for the 1D MFIM. The estimator also exhibits a smaller error of the mean [note that the vertical scale in this plot is similar to that of Fig. 3(a)]. At $\beta = 2$, no sizable fluctuations in the MFIM simulations are observed after the first thermal step. This can be understood from the energy level diagrams in the inset of (b). A large gap $\sim 4J$ between the ground and first excited states exists for MFIM, while many states are present in this energy window for TFIM. At temperatures $T = 1/\beta$ well below this scale (e.g. $\beta = 2$), the accessible portion of Hilbert space is dominated by the ground state for the MFIM, making the AVQMETS sampling task much simpler than for the TFIM.

In Fig. 3(c) we plot the AVQMETS estimated thermal energy $\langle \hat{\mathcal{H}} \rangle_{\theta(\beta)}$ for the TFIM as a function of β between $0.5 \leq \beta \leq 4$. We observe that the thermal energy decreases as a function of β and converges to the

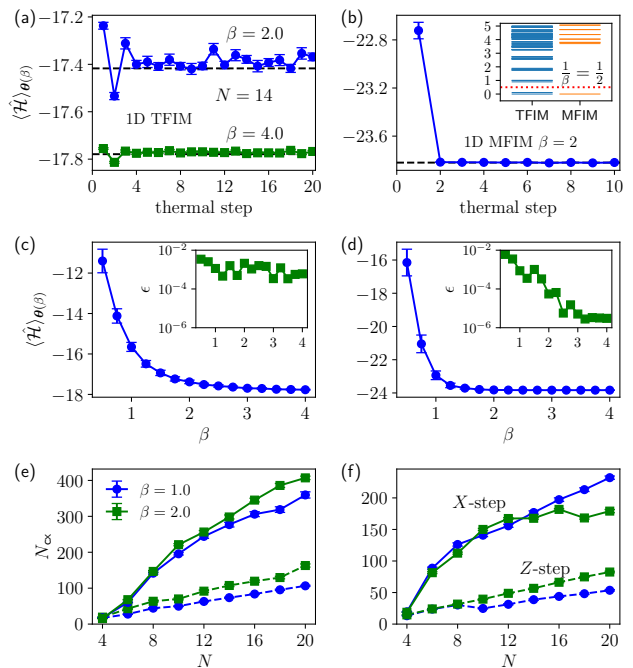


FIG. 3. AVQMETS results for 1D TFIM and MFIM. (a) AVQMETS thermal energy $\langle \hat{\mathcal{H}} \rangle_{\theta(\beta)}$ versus thermal step number for $N = 14$ TFIM. Different curves are for $\beta = 2$ (blue) and $\beta = 4$ (green). Each point is averaged over $S = 288$ samples, and the error bars denote the standard error. The estimator converges to the exact value (dashed) for larger step number. (b) Same quantity as in panel (a) for the $N = 14$ MFIM and $\beta = 2$. Inset shows energy level diagrams for the 14-site TFIM and MFIM. Red dashed line indicates approximate thermal energy at $\beta = 2$. (c,d) Thermal energies $\langle \hat{\mathcal{H}} \rangle_{\theta(\beta)}$ as a function of inverse temperature β . The average and standard error are obtained for a METTS sample of size $S = 256$ for $\beta > 0.5$ and $S = 512$ otherwise. The first ten thermal steps are discarded. Insets show relative error ϵ of AVQMETS compared to ED, which is below 0.01 throughout. (e,f) Average number of CNOT gates N_{cx} in the AVQITE circuits associated with X and Z -thermal steps as a function of system size N that produce the states in the AVQMETS sample at $\beta = 1, 2$. Panel (e) is for the TFIM and panel (f) is for the MFIM. Error bars denote standard deviation σ_{cx} . N_{cx} scales approximately linearly with N , and we observe much larger values at X -thermal steps compared to at Z -steps in Fig. 2.

ground state energy with increasing β . The inset shows the relative error compared to the exact thermal energy $\epsilon \equiv \left| 1 - \langle \hat{\mathcal{H}} \rangle_{\theta(\beta)} / \langle \hat{\mathcal{H}} \rangle_{\beta} \right|$, which lies between 10^{-2} and 10^{-4} for the values of β we consider. A similar plot of $\langle \hat{\mathcal{H}} \rangle_{\theta(\beta)}$ and its relative error ϵ is shown in Fig. 3(d) for the MFIM. The convergence to the ground state occurs faster due to the large gap of about $4J$ between the ground and the first excited states, and the error ϵ is also smaller. With a fixed ensemble size $S = S_w = 256$ for $\beta > 0.5$ and $S = S_w = 512$ otherwise in AVQMETS calculations, the standard error of $\langle \hat{\mathcal{H}} \rangle_{\theta(\beta)}$ generally grows with decreasing β (or increasing T) as more states contribute to the

thermal average.

To demonstrate the scalability of AVQMETS calculations, we numerically study the required quantum resources for the algorithm as a function of system size N at fixed temperatures. We use the number of CNOT gates N_{cx} in the ansatz circuits to quantify the required resources, which is the relevant figure of merit for NISQ hardware. Fig. 3(e) shows that N_{cx} grows approximately linearly with N for the TFIM, with a slope that is increasing with β . A linear system-size scaling of N_{cx} is also observed for the MFIM, albeit with a smaller slope and magnitude compared with the TFIM. The error bars represent the standard deviation, which is defined as

$$\sigma_{\text{cx}} = \sqrt{\frac{1}{S} \sum_{i=1}^S (N_{\text{cx}}^i - \langle N_{\text{cx}} \rangle)^2},$$

where $\langle N_{\text{cx}} \rangle$ is the average value. We find that the X -steps require a much larger number of CNOTs than the Z -steps. We note that in the $\beta \rightarrow \infty$ limit, the AVQMETS calculation converges to AVQITE ground state calculation, where N_{cx} scales linearly and quadratically with N for MFIM and TFIM at the critical point ($h_x/J = 1$), respectively [44]. Therefore, N_{cx} shows a better linear- N scaling in AVQMETS calculations of TFIM at criticality at nonzero temperature compared to at zero temperature. This improved N -scaling of N_{cx} is also observed in the real-time dynamics when comparing simulations at fixed final simulation time versus asymptotically long times [47]. Finally, in classical METTS calculations of 1D models the bond dimension of MPSs is expected to be independent of system size N for gapped systems and of order $\mathcal{O}(N)$ at criticality [18]. Therefore, the classical computational complexity of METTS calculations for the 1D MFIM and TFIM is also expected to approach $\mathcal{O}(N)$ and $\mathcal{O}(N^2)$ as $\beta \rightarrow \infty$, respectively.

VI. AVQMETS RESULTS OF 2D SPIN MODELS

The classical METTS algorithm with DMRG as the imaginary time solver is efficient in calculating low-to-intermediate temperature properties of 1D systems, even though the sampling becomes costly for higher temperature [23]. Therefore, it is important to extend the AVQMETS benchmark to 2D models, where DMRG suffers from an exponentially growing bond dimension even for area law states [18]. METTS+MPS simulations of 2D models have been progressed using cylindrical geometries with finite circumference, but the calculations are extremely demanding [55, 56]. Even though tensor network-based simulations have made much progress in addressing this fundamental challenge [19, 57], their application to METTS at finite temperature still remains difficult. The higher dimensionality $d > 1$ also introduces fundamentally different physics beyond 1D systems such as the stabilization of ordered phase at finite temperature and finite temperature phase transitions and criticality [49, 50, 58–60].

In this section, we apply AVQMETS to thermal energy

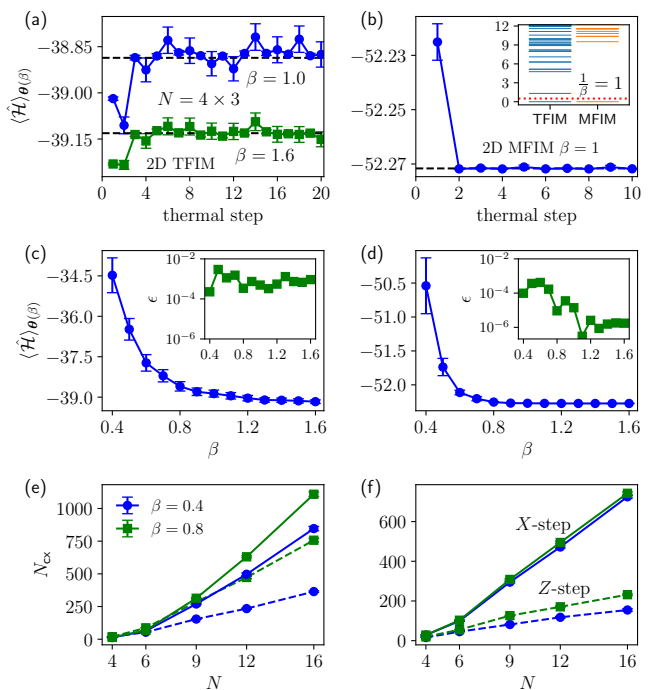


FIG. 4. AVQMETS results for 2D TFIM and MFIM. (a) Thermal energy $\langle \hat{\mathcal{H}} \rangle_{\theta(\beta)}$ obtained from AVQMETS versus thermal step in the 4×3 -site TFIM with $h_x = 3.05$ for two different inverse temperatures $\beta = 1$ and $\beta = 1.6$. The average is obtained from a METTS sample of size $S = 288$. Error bars denote standard error of the sample mean. (b) Same quantity as in panel (a) in the MFIM with $h_z = 1.525$ for $\beta = 1$. Inset shows low energy level diagram of the two models. (c, d) Thermal energies $\langle \hat{\mathcal{H}} \rangle_{\theta(\beta)}$ versus β for 4×3 -site TFIM (c) and MFIM (d). Standard error increases as β decreases and more states contribute to the thermal average. Inset shows the relative error between AVQMETS and ED. (e, f) Average number of CNOT gates N_{cx} in the AVQMETS circuits at X and Z -thermal steps as a function of system size N for $\beta = 0.4, 0.8$. Error bars denote standard deviation σ_{cx} . N_{cx} at X -thermal steps are larger than that at Z -steps, consistent with 1D results.

calculations for the 2D TFIM and MFIM on the different square lattice geometries up to $N = 4 \times 4$ with PBC in both directions [see Fig. 1(b)]. We consider the TFIM with $h_x = 3.05$ for which the ground state is doubly degenerate and exhibits a finite magnetization in the thermodynamic limit. At finite system sizes, however, there exists a splitting between the two lowest energy states, which becomes exponentially small in the system size. For the 4×3 -site TFIM, the gap between the ground states and the first excited state is $\Delta E^{(\text{TFIM})} = E_{\text{ex},1} - E_{\text{GS}} \approx 1.3$. For the MFIM simulation we choose $h_x = 3.05$ and $h_z = 1.525$, which results in a rather large energy gap $\Delta E^{(\text{MFIM})} \approx 9.5$ at $N = 4 \times 3$. It is important to note that both models are nonintegrable in 2D and the two parameter sets are chosen to represent models with different gap sizes.

In Fig. 4(a, b), we present the convergence behavior of the thermal energy $\langle \hat{\mathcal{H}} \rangle_{\theta(\beta)}$ with increasing thermal

step number for the TFIM in panel (a) at $\beta = 1.0$ and $\beta = 1.6$ and the MFIM in panel (b) at $\beta = 1.0$. The average energy $\langle \hat{\mathcal{H}} \rangle_{\theta(\beta)}$ is obtained for a METTS sample of size $S = 288$. The error bars denote the standard error of the mean, which is larger at smaller β and also larger than for the 1D models. Similarly to the 1D model simulations, $\langle \hat{\mathcal{H}} \rangle_{\theta(\beta)}$ converges after the third thermal step for the TFIM, with residual fluctuations tied to the finite ensemble size $S = 288$ that reduce in amplitude with increasing β . Likewise, $\langle \hat{\mathcal{H}} \rangle_{\theta(\beta)}$ for the MFIM converges faster with smaller errors due to the presence of a much larger gap between the ground and first excited states, as illustrated in the inset of Fig. 1(b).

In Fig. 4(c, d), we present the AVQMETS thermal energy estimation as a function of β for the TFIM (in panel c) and for the MFIM (in panel d). Compared with the 1D model simulations shown in Sec. V, we observe a similar convergence to the ground state with increasing β as well as an increasing statistical error with decreasing β (or increasing T). The relative error ϵ between $\langle \hat{\mathcal{H}} \rangle_{\theta(\beta)}$ and the ED results lies between 10^{-2} and 10^{-4} for the TFIM, and between 10^{-3} and 10^{-6} for the MFIM, as shown in the insets in Figs. 4(c) and (d). Since the energy gaps between the ground and the first excited states are much larger in the 2D models compared to the 1D models studied above, we here use a smaller β range for the 2D models.

In Fig. 4(e, f) we plot the distribution of the number N_{cx} of CNOTs in the AVQMETS circuits as a function of system size N of different 2D square lattice geometries for the TFIM and MFIM at three temperatures $\beta = 0.4, 0.8$. We observe a general trend that N_{cx} grows with increasing β , which agrees with the results for 1D models shown in Fig. 3(e, f). In contrast, we observe an approximate linear to superlinear transition in the system size scaling of N_{cx} for the 2D TFIM. The range of system sizes is too small to make any definite statement of whether the scaling is polynomial or exponential. Interestingly, for the 2D MFIM, an approximate linear scaling remains, but the slope becomes larger than in 1D. This may be related to the large energy gap $\Delta E^{(\text{MFIM})}$ for our choice of parameters in the MFIM for which the thermal average probes mostly ground state properties. We note that in the next Sec. VII, we focused on simulating the TFIM close to the thermal phase transition, where several excited states contribute to the partition function. Finally, the large error bars in Fig. 4(e, f), which denote the standard deviation σ_{cx} is due to the bimodal distribution of N_{cx} in the Z - and X -thermal steps in the AVQMETS calculations of 2D models.

VII. AVQMETS ESTIMATION OF CRITICAL TEMPERATURE IN 2D TFIM

The analysis performed in the previous sections establishes AVQMETS as a viable method to study finite-temperature systems. Now we demonstrate one important

application, which is the simulation of thermal phase transitions and the calculation of the associated transition temperature T_c .

We focus on the 2D TFIM, which exhibits a continuous phase transition at finite temperature T and transverse field h_x . At zero field $h_x/J = 0$, this model becomes the classical 2D Ising model on the square lattice, which can be exactly solved analytically [50, 58]. In the thermodynamic limit, the system undergoes a phase transition from a low-temperature ferromagnetically (FM) ordered phase to a high-temperature paramagnetic (PM) phase at temperature $T_c/J = 2/\ln(1 + \sqrt{2})$. This transition is driven entirely by thermal fluctuations and defines the universality class of the $d = 2$ classical Ising model. A finite transverse field h_x breaks the integrability of the 2D model. Stronger h_x increases quantum fluctuations and thus reduces T_c . Using the Suzuki-Trotter method [61], the 2D model at finite temperatures can be mapped to an anisotropic classical model in three dimensions (with size dependent couplings) that can be investigated by Monte-Carlo methods [62–64]. The universality class of the transition at finite T_c and h_x is still that of the $d = 2$ classical Ising model. Once $T_c \rightarrow 0$ is suppressed to zero at the quantum critical point $h_x/J = 3.04438$, the transition is driven entirely by quantum fluctuations and the universality class of the transition is changed to that of the classical Ising model in $d = 3$ dimension [51, 65–71].

We use AVQMETS to determine two points on the finite temperature FM-PM phase boundary in the $h_x - T$ plane. We calculate the fourth-order Binder cumulant [72, 73]

$$U_4 = 1 - \frac{\langle m^4 \rangle}{3\langle m^2 \rangle^2} \quad (9)$$

to accurately locate the phase transition, using the well-known fact that the Binder cumulant for different system sizes cross at T_c . Here $m = \frac{1}{2N} \sum_{i=1}^N Z_i$ is the average magnetization. Because of its scale invariance at the critical point, the Binder cumulant U_4 is one of the best ways to reduce finite-size effects in numerical simulations of phase transitions.

In Fig. 5(a, b) we show the Binder cumulant U_4 obtained using AVQMETS simulations (symbols) as a function of transverse field h_x for two different square lattice geometries of size $N = 3 \times 3$ (blue) and $N = 4 \times 3$ (green). The results in panel (a) are obtained at inverse temperature $\beta = 0.7$ and the one in panel (b) are obtained at $\beta = 1.7$. The average is over METTS samples of size $S(\beta = 0.7) = 6 \times 10^4$ and $S(\beta = 1.7) = 7 \times 10^3$ and the error bars denote the standard error of the mean. The AVQMETS results show excellent agreement with ED calculations (dashed lines). The phase transition point can be estimated as the crossing between the two lines of different size, using the fact that $U_4(4 \times 3) > U_4(3 \times 3)$ in the ordered phase. It is obvious that a large number of samples is needed to reduce the standard error below the difference of the averages for the two system sizes. Using this procedure, we determine two h_x^c values on the

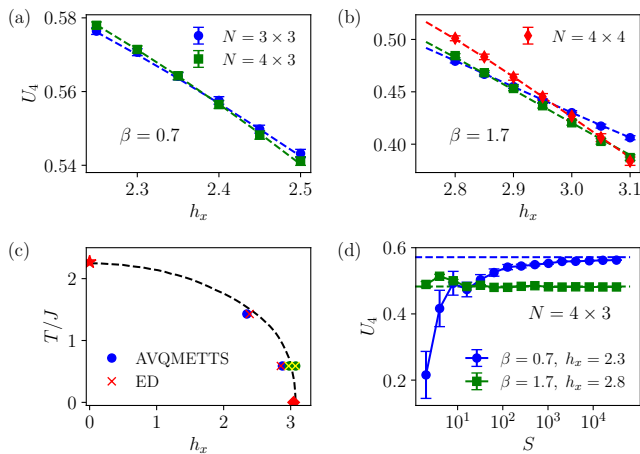


FIG. 5. **Locating the thermal phase transition in 2D TFIM.** (a, b) The fourth-order Binder cumulant U_4 as a function of the control parameter h_x for system sizes $N = 3 \times 3$ and $N = 4 \times 3$ at fixed inverse temperature values $\beta = 0.7$ (a) and 1.7 (b). Additional results for $N = 4 \times 4$ are also presented at $\beta = 1.7$ (b). The dashed lines correspond to the ED results, whereas the points are computed by AVQMETS. The crossing of the two Binder cumulant curves determines the critical field h_x^c at the corresponding temperature $T = 1/\beta$. The thus-obtained representative points (h_x^c, T_c) on the critical line of the $h_x - T$ phase diagram of the 2D TFIM are plotted in panel (c). From left to right, the three points at $T_c = 1/1.7 = 0.59$ are estimates using data for $(3 \times 3, 4 \times 3)$, $(3 \times 3, 4 \times 4)$, and $(4 \times 3, 4 \times 4)$ sites. The points obtained from the latter two data sets are colored in green to distinguish them from the other blue representative points obtained from the $(3 \times 3, 4 \times 3)$ crossings. The dashed line is obtained from an approximate treatment of the exact series expansions [66–68]. The Onsager solution ($h_x = 0, T_c = 2/\ln(1 + \sqrt{2}) \approx 2.27$), and the quantum critical point ($h_x = 3.04438, T_c = 0$) are marked with a star and diamond, respectively. (d) Convergence of U_4 as a function of ensemble size S relative to the ED values (dashed lines) for $(\beta, h_x^c) = (0.7, 2.3)$ (blue) and $(1.7, 2.8)$ (green).

thermal phase transition at $T_c = 1/0.7$ and $1/1.7$, which are shown in Fig. 5(c). We see a close agreement between the AVQMETS (blue circles) and ED (red cross) results for the h_x^c values. To estimate the impact of finite-size effects on the determination of h_x^c using the Binder cumulant approach, we add a data set for for $N = 4 \times 4$, as shown in Fig. 5(b). We choose $\beta = 1.7$ for the analysis because the required sample size for thermal averaging is much smaller than that at $\beta = 0.7$. The two additional estimates of h_x^c determined by the crossings between the Binder cumulant curves of $N = 4 \times 4$, $N = 3 \times 3$ and $N = 3 \times 3$ are shown as green circles (AVQMETS) and yellow crosses (ED) in Fig. 5(c). Specifically, we obtain $h_x^c \approx 2.97$ from the $N = 3 \times 3$ and $N = 4 \times 4$ data, and 3.07 from the $N = 4 \times 3$ and $N = 4 \times 4$ data, which are slightly larger than $h_x^c \approx 2.87$ based on $N = 3 \times 3$ and $N = 4 \times 3$ calculations. For reference, we also include a dashed curve for the complete critical line, that is taken from an approximate calculation using an exact series

expansions [66–68]. The star symbol indicates the exact transition temperature at zero field, obtained from the Onsager solution.

The statistical error of an AVQMETS ensemble average depends strongly on temperature, which we observed already in Secs. V and VI. In Fig. 5(d), we plot the METTS ensemble-averaged Binder cumulant U_4 as a function of ensemble size S at the two transition temperatures $\beta = 0.7$ and $\beta = 1.7$. We find a consistent temperature-dependence with the lower temperature simulation at $\beta = 1.7$ converging already for $S \gtrsim 100$, while the higher temperature simulation at $\beta = 0.7$ requiring $S \gtrsim 10^4$ samples for convergence. The need for large ensemble sizes at higher temperatures limits the application of METTS to lower temperatures, which has also been noted in Ref. [24].

VIII. CONCLUSION

In summary, we have developed an adaptive variational QMETTS approach (AVQMETS) for finite-temperature quantum simulations that utilizes AVQITE for imaginary-time state propagation. This approach leverages the shallow and problem-specific quantum circuits that are generated by AVQITE that are suitable for simulations on NISQ hardware. We benchmark the performance of AVQMETS for 1D and 2D TFIM and MFIM at different points in the phase diagram, including close to the quantum and thermal phase transitions.

For the 1D models, we report a high simulation fidelity with linear system-size scaling of the AVQMETS circuit complexity, which we characterize by the number of CNOT gates required for preparing the METTSs. In the 2D TFIM we find a superlinear scaling of N_{cx} with N . Due to the limited range of system sizes that we can simulate classically, it remains an open question whether the scaling is exponential or polynomial. The latter case would provide a potential path towards quantum advantage, since DMRG exhibits an exponential scaling of the computational complexity due to an exponentially increasing bond dimension in 2D. For the 2D MFIM at a point in the phase diagram with a large energy gap between ground and first excited states, we find a linear scaling of N_{cx} with N . As expected, we observe that the number of required CNOT gates increases with dimension and decreasing temperature. Among the benchmark systems, the 4×4 TFIM at finite T and at $h_x = 3.05$ requires the largest number of CNOT gates $N_{\text{cx}} \approx 1200$ for AVQMETS simulations of all the systems we have studied. Nevertheless, the computational load could be partially alleviated by the relatively small sample size S needed in METTS at low temperatures, where a limited number of excited states contribute to the thermal expectation values. In contrast, at higher temperatures, AVQMETS circuits become shallower, but one needs to use a significantly larger sample size S for accurate thermal averaging. This is a known challenge of the METTS

algorithm at larger temperatures.

We also apply the AVQMETS algorithm to evaluate the transition temperature between the FM and PM phase at two points in the h_x - T parameter plane of the 2D TFIM. We determine T_c by accurately computing the fourth-order Binder cumulant U_4 , which requires a METTS sample of size $S \approx 10^4$ at $\beta = 0.7$. This computational demand can be partially addressed by parallelizing the sampling in terms of independent Markov random walks used in the stochastic sampling algorithm. Our results are in excellent agreement with ED results inferred from the same finite systems.

The next steps are to perform AVQMETS calculations on noisy simulators and quantum hardware, which will require leveraging ongoing efforts in circuit implementations and optimizations for the AVQITE algorithm as well as making use of error mitigation techniques [74–77]. The distribution of quantum measurement shots among the various circuits used to obtain the AVQITE equations of motion (5) can also be optimized to reduce the total shot budgets [78]. Provided further improvements of the quantum hardware, we envision that AVQMETS will

enable calculations of thermodynamic properties for a wide range of quantum many-body systems. In addition to static observables at finite temperature, the formalism can also be naturally extended to the simulation of finite-temperature dynamical correlation functions [37]. It can therefore also be used as an impurity solver for finite-temperature quantum embedding simulations of real materials [15, 79–82].

ACKNOWLEDGEMENTS

This work was supported by the U.S. Department of Energy (DOE), Office of Science, Basic Energy Sciences, Materials Science and Engineering Division, including the grant of computer time at the National Energy Research Scientific Computing Center (NERSC) in Berkeley, California. The research was performed at the Ames Laboratory, which is operated for the U.S. DOE by Iowa State University under Contract No. DE-AC02-07CH11358.

-
- [1] Jaklic and Prelovsek, Lanczos method for the calculation of finite-temperature quantities in correlated systems., Phys. Rev. B **497**, 5065 (1994).
 - [2] S. Sugiura and A. Shimizu, Thermal pure quantum states at finite temperature., Phys. Rev. Lett. **108** **24**, 240401 (2011).
 - [3] S. Sugiura and A. Shimizu, Canonical thermal pure quantum state., Phys. Rev. Lett. **111** **1**, 010401 (2013).
 - [4] A. W. Sandvik, Stochastic series expansion method with operator-loop update, Phys. Rev. B **59** (1999).
 - [5] M. Troyer and U. Wiese, Computational complexity and fundamental limitations to fermionic quantum monte carlo simulations, Phys. Rev. Lett. **94** **17**, 170201 (2005).
 - [6] J. Gubernatis, N. Kawashima, and P. Werner, *Quantum Monte Carlo Methods: Algorithms for Lattice Models* (Cambridge University Press, 2016).
 - [7] M. P. Gelfand and R. R. P. Singh, High-order convergent expansions for quantum many particle systems, Adv. Phys. **49**, 140 (2000).
 - [8] J. Oitmaa, C. Hamer, and W. Zheng, *Series expansion methods for strongly interacting lattice models* (Cambridge University Press, 2006).
 - [9] M. Rigol, T. Bryant, and R. R. P. Singh, Numerical linked-cluster approach to quantum lattice models., Phys. Rev. Lett. **97** **18**, 187202 (2006).
 - [10] N. Niggemann, B. Sbierski, and J. Reuther, Frustrated quantum spins at finite temperature: Pseudo-majorana functional renormalization group approach, Phys. Rev. B (2020).
 - [11] N. Niggemann, J. Reuther, and B. Sbierski, Quantitative functional renormalization for three-dimensional quantum heisenberg models, SciPost Physics (2021).
 - [12] K. G. Wilson, The renormalization group: Critical phenomena and the kondo problem, Rev. Mod. Phys. **47**, 773 (1975).
 - [13] R. Bulla, T. A. Costi, and T. Pruschke, Numerical renormalization group method for quantum impurity systems, Rev. Mod. Phys. **80**, 395 (2007).
 - [14] A. Georges, G. Kotliar, W. Krauth, and M. J. Rozenberg, Dynamical mean-field theory of strongly correlated fermion systems and the limit of infinite dimensions, Rev. Mod. Phys. **68**, 13 (1996).
 - [15] G. Kotliar, S. Y. Savrasov, K. Haule, V. S. Oudovenko, O. Parcollet, and C. Marianetti, Electronic structure calculations with dynamical mean-field theory, Rev. Mod. Phys. **78**, 865 (2006).
 - [16] M. J. Hanl, A. Weichselbaum, J. von Delft, and M. N. Kiselev, Equilibrium fermi-liquid coefficients for the fully screenedn-channel kondo model, Phys. Rev. B **89** (2014).
 - [17] K. M. Stadler, Z. Yin, J. von Delft, G. Kotliar, and A. Weichselbaum, Dynamical mean-field theory plus numerical renormalization-group study of spin-orbital separation in a three-band hund metal., Phys. Rev. Lett. **115** **13**, 136401 (2015).
 - [18] U. Schollwoeck, The density-matrix renormalization group in the age of matrix product states, Ann. Phys. **326**, 96 (2011).
 - [19] R. Orús, A practical introduction to tensor networks: Matrix product states and projected entangled pair states, Ann. Phys. **349**, 117 (2013).
 - [20] F. Verstraete, J. J. García-Ripoll, and J. I. Cirac, Matrix product density operators: simulation of finite-temperature and dissipative systems., Phys. Rev. Lett. **93** **20**, 207204 (2004).
 - [21] A. E. Feiguin and S. R. White, Finite-temperature density matrix renormalization using an enlarged hilbert space, Phys. Rev. B **72**, 220401 (2005).
 - [22] S. R. White, Minimally entangled typical quantum states at finite temperature., Phys. Rev. Lett. **102** **19**, 190601 (2009).

- [23] E. M. Stoudenmire and S. R. White, Minimally entangled typical thermal state algorithms, *New J. Phys.* **12**, 055026 (2010).
- [24] B. Bruognolo, Z. Zhu, S. R. White, and E. M. Stoudenmire, Matrix product state techniques for two-dimensional systems at finite temperature, arXiv:1705.05578 (2017).
- [25] B. M. Terhal and D. P. DiVincenzo, Problem of equilibration and the computation of correlation functions on a quantum computer, *Phys. Rev. A* **61**, 022301 (2000).
- [26] D. Poulin and P. Wocjan, Sampling from the thermal quantum gibbs state and evaluating partition functions with a quantum computer., *Phys. Rev. Lett.* **103** **22**, 220502 (2009).
- [27] K. Temme, T. J. Osborne, K. G. H. Vollbrecht, D. Poulin, and F. Verstraete, Quantum metropolis sampling, *Nature* **471**, 87 (2011).
- [28] M.-H. Yung and A. Aspuru-Guzik, A quantum–quantum metropolis algorithm, *Proceedings of the National Academy of Sciences* **109**, 754 (2012).
- [29] A. Riera, C. Gogolin, and J. Eisert, Thermalization in nature and on a quantum computer., *Phys. Rev. Lett.* **108** **8**, 080402 (2012).
- [30] A. N. Chowdhury and R. D. Somma, Quantum algorithms for gibbs sampling and hitting-time estimation, *Quantum Inf. Comput.* **17**, 41 (2017).
- [31] J. Wu and T. H. Hsieh, Variational thermal quantum simulation via thermofield double states., *Physical review letters* **123** **22**, 220502 (2019).
- [32] J. M. Martyn and B. Swingle, Product spectrum ansatz and the simplicity of thermal states, *Phys. Rev. A* (2019).
- [33] M. Motta, C. Sun, A. T. Tan, M. J. O’Rourke, E. Ye, A. J. Minnich, F. G. Brandão, and G. K.-L. Chan, Determining eigenstates and thermal states on a quantum computer using quantum imaginary time evolution, *Nat. Phys.* **16**, 205 (2020).
- [34] D. Zhu, S. Johri, N. M. Linke, K. A. Landsman, C. H. Alderete, N. H. Nguyen, A. Y. Matsuura, T. H. Hsieh, and C. R. Monroe, Generation of thermofield double states and critical ground states with a quantum computer, *Proceedings of the National Academy of Sciences of the United States of America* **117**, 25402 (2020).
- [35] B. Bauer, S. Bravyi, M. Motta, and G. K.-L. Chan, Quantum algorithms for quantum chemistry and quantum materials science, *Chem. Rev.* **120**, 12685 (2020).
- [36] A. Francis, D. Zhu, C. H. Alderete, S. Johri, X. Xiao, J. K. Freericks, C. R. Monroe, N. M. Linke, and A. F. Kemper, Many-body thermodynamics on quantum computers via partition function zeros, *Science Advances* **7** (2021).
- [37] S.-N. Sun, M. Motta, R. N. Tazhigulov, A. T. Tan, G. K.-L. Chan, and A. J. Minnich, Quantum computation of finite-temperature static and dynamical properties of spin systems using quantum imaginary time evolution, *PRX Quantum* **2**, 010317 (2021).
- [38] N. Gomes, F. Zhang, N. F. Berthusen, C.-Z. Wang, K.-M. Ho, P. P. Orth, and Y.-X. Yao, Efficient step-merged quantum imaginary time evolution algorithm for quantum chemistry, *J. Chem. Theory Comput.* **16**, 6256 (2020).
- [39] H. Nishi, T. Kosugi, and Y. ichiro Matsushita, Implementation of quantum imaginary-time evolution method on nisq devices by introducing nonlocal approximation, *npj Quantum Information* **7**, 1 (2021).
- [40] S. McArdle, T. Jones, S. Endo, Y. Li, S. C. Benjamin, and X. Yuan, Variational ansatz-based quantum simulation of imaginary time evolution, *npj Quantum Inf.* **5**, 75 (2019).
- [41] X. Yuan, S. Endo, Q. Zhao, Y. Li, and S. C. Benjamin, Theory of variational quantum simulation, *Quantum* **3**, 191 (2019).
- [42] J. Stokes, J. Izaac, N. Killoran, and G. Carleo, Quantum natural gradient, *Quantum* **4**, 269 (2020).
- [43] B. Koczor and S. C. Benjamin, Quantum natural gradient generalised to non-unitary circuits, arXiv:1912.08660 (2019).
- [44] N. Gomes, A. Mukherjee, F. Zhang, T. Iadecola, C.-Z. Wang, K.-M. Ho, P. P. Orth, and Y.-X. Yao, Adaptive variational quantum imaginary time evolution approach for ground state preparation, *Adv. Quantum Technol.* **4**, 2100114 (2021).
- [45] M. B. Hastings, An area law for one-dimensional quantum systems, *Journal of Statistical Mechanics: Theory and Experiment* **2007**, P08024 (2007).
- [46] Y. Li and S. C. Benjamin, Efficient variational quantum simulator incorporating active error minimization, *Phys. Rev. X* **7**, 021050 (2017).
- [47] Y.-X. Yao, N. Gomes, F. Zhang, C.-Z. Wang, K.-M. Ho, T. Iadecola, and P. P. Orth, Adaptive variational quantum dynamics simulations, *PRX Quantum* **2**, 030307 (2021).
- [48] P. Pfeuty, The one-dimensional Ising model with a transverse field, *Annals of Physics* **57**, 79 (1970).
- [49] S. Sachdev, *Quantum Phase Transitions*, 2nd ed. (Cambridge University Press, Cambridge, 2011).
- [50] L. Onsager, Crystal statistics. i. a two-dimensional model with an order-disorder transition, *Physical Review* **65**, 117 (1944).
- [51] H. W. J. Blöte and Y. Deng, Cluster Monte Carlo simulation of the transverse Ising model, *Phys. Rev. E* **66**, 066110 (2002).
- [52] A. A. Ovchinnikov, D. V. Dmitriev, V. Y. Krivnov, and V. O. Chervanskii, Antiferromagnetic Ising chain in a mixed transverse and longitudinal magnetic field, *Phys. Rev. B* **68**, 214406 (2003).
- [53] H. L. Tang, V. Shkolnikov, G. S. Barron, H. R. Grimsley, N. J. Mayhall, E. Barnes, and S. E. Economou, Qubit-adapt-vqe: An adaptive algorithm for constructing hardware-efficient ansätze on a quantum processor, *PRX Quantum* **2**, 020310 (2021).
- [54] F. Zhang, N. Gomes, Y.-X. Yao, P. P. Orth, and T. Iadecola, Adaptive variational quantum eigensolvers for highly excited states, *Phys. Rev. B* **104**, 075159 (2021).
- [55] A. Wietek, Y.-Y. He, S. R. White, A. Georges, and E. M. Stoudenmire, Stripes, antiferromagnetism, and the pseudogap in the doped hubbard model at finite temperature, *Phys. Rev. X* **11**, 031007 (2021).
- [56] A. Wietek, R. Rossi, I. FedorovSimkovic, M. Klett, P. Hansmann, M. Ferrero, E. M. Stoudenmire, T. Schafer, and A. Georges, Mott insulating states with competing orders in the triangular lattice hubbard model (APS, 2021) p. 041013.
- [57] M. C. Bañuls, Tensor network algorithms: a route map, arXiv:2205.10345 (2022).
- [58] R. J. Baxter, Exactly solved models in statistical mechanics (1982).
- [59] N. Goldenfeld, *Lectures on Phase Transitions and the Renormalization Group* (Westview Press, Boulder, CO, USA, 1992).
- [60] J. Cardy, *Scaling and Renormalization in Statistical Physics* (Cambridge University Press, 1996).
- [61] M. Suzuki, Relationship between d-Dimensional Quantum Spin Systems and (d+1)-Dimensional Ising Systems:

- Equivalence, Critical Exponents and Systematic Approximants of the Partition Function and Spin Correlations, *Prog. Theor. Phys.* **56**, 1454 (1976).
- [62] Y. Miyatake, Y. Yamada, K. Nishino, M. Toyonaga, and O. Nagai, Monte Carlo studies for three-dimensional quantum-spin models, *Journal of Magnetism and Magnetic Materials* **54**, 687 (1986).
- [63] H. De Raedt and A. Lagendijk, Monte carlo simulation of quantum statistical lattice models, *Phys. Rep.* **127**, 233 (1985).
- [64] G. G. Batrouni and R. T. Scalettar, 356Quantum phase transitions, in *Ultracold Gases and Quantum Information: Lecture Notes of the Les Houches Summer School in Singapore: Volume 91, July 2009* (Oxford University Press, 2011).
- [65] R. J. Elliott, P. Pfeuty, and C. Wood, Ising model with a transverse field, *Phys. Rev. Lett.* **25**, 443 (1970).
- [66] R. J. Elliott and C. Wood, The ising model with a transverse field. i. high temperature expansion, *Journal of Physics C: Solid State Physics* **4**, 2359 (1971).
- [67] A. Yanase, Y. Takeshige, and M. Suzuki, Critical behaviour of the susceptibility of the ising model with a transverse field, *Journal of the Physical Society of Japan* **41**, 1108 (1976).
- [68] Z. Friedman, Ising model with a transverse field in two dimensions: Phase diagram and critical properties from a real-space renormalization group, *Physical Review B* **17**, 1429 (1978).
- [69] Bitko, Rosenbaum, and Aeppli, Quantum critical behavior for a model magnet., *Physical review letters* **77** **5**, 940 (1996).
- [70] S. L. Sondhi, S. M. Girvin, J. P. Carini, and D. Shahar, Continuous quantum phase transitions, *Rev. Mod. Phys.* **69**, 315 (1997).
- [71] M. Vojta, Quantum phase transitions, *Reports on Progress in Physics* **66**, 2069 (2003).
- [72] K. Binder, Finite size scaling analysis of ising model block distribution functions, *Zeitschrift für Physik B Condensed Matter* **43**, 119 (1981).
- [73] K. Binder, Critical properties from monte carlo coarse graining and renormalization, *Phys. Rev. Lett.* **47**, 693 (1981).
- [74] L. Viola and S. Lloyd, Dynamical suppression of decoherence in two-state quantum systems, *Phys. Rev. A* **58**, 2733 (1998).
- [75] K. Temme, S. Bravyi, and J. M. Gambetta, Error mitigation for short-depth quantum circuits, *Phys. Rev. Lett.* **119**, 180509 (2017).
- [76] R. LaRose, A. Mari, S. Kaiser, P. J. Karalekas, A. A. Alves, P. Czarnik, M. El Mandouh, M. H. Gordon, Y. Hindy, A. Robertson, P. Thakre, M. Wahl, D. Samuel, R. Mistri, M. Tremblay, N. Gardner, N. T. Stemen, N. Shammah, and W. J. Zeng, Mitiq: A software package for error mitigation on noisy quantum computers, *Quantum* **6**, 774 (2022).
- [77] Z. Cai, R. Babbush, S. C. Benjamin, S. Endo, W. J. Huggins, Y. Li, J. R. McClean, and T. E. O'Brien, Quantum Error Mitigation, [arXiv:2210.00921](https://arxiv.org/abs/2210.00921) **10.48550/arXiv.2210.00921** (2022).
- [78] B. van Straaten and B. Koczor, Measurement cost of metric-aware variational quantum algorithms, *PRX Quantum* **2**, 030324 (2021).
- [79] K. Held, Electronic structure calculations using dynamical mean field theory, *Adv. Phys.* **56**, 829 (2007).
- [80] B. Bauer, D. Wecker, A. J. Millis, M. B. Hastings, and M. Troyer, Hybrid quantum-classical approach to correlated materials, *Phys. Rev. X* **6**, 031045 (2016).
- [81] Y.-X. Yao, F. Zhang, C.-Z. Wang, K.-M. Ho, and P. P. Orth, Gutzwiller hybrid quantum-classical computing approach for correlated materials, *Phys. Rev. Research* **3**, 013184 (2021).
- [82] A. Mukherjee, N. F. Berthusen, J. C. Getelina, P. P. Orth, and Y.-X. Yao, Comparative study of adaptive variational quantum eigensolvers for multi-orbital impurity models, *Commun. Phys.* **6**, 1 (2023).