

CERN-EP-2022-292
December 27, 2022

Transverse-spin-dependent azimuthal asymmetries of pion and kaon pairs produced in muon-proton and muon-deuteron semi-inclusive deep inelastic scattering

The COMPASS Collaboration

Abstract

A set of measurements of azimuthal asymmetries in the production of pairs of identified hadrons in deep-inelastic scattering of muons on transversely polarised ${}^6\text{LiD}$ (deuteron) and NH_3 (proton) targets is presented. All available data collected in the years 2002–2004 and 2007/2010 with the COMPASS spectrometer using a muon beam of 160 GeV/ c at the CERN SPS were analysed. The asymmetries provide access to the transversity distribution functions via a fragmentation function that in principle may be independently obtained from e^+e^- annihilation data. Results are presented, discussed and compared to existing measurements as well as to model predictions. Asymmetries of $\pi^+\pi^-$ pairs measured with the proton target as a function of the Bjorken scaling variable are sizeable in the range $x > 0.032$, indicating non-vanishing transversity distribution and di-hadron interference fragmentation functions. As already pointed out by several authors, the small asymmetries of $\pi^+\pi^-$ measured on the ${}^6\text{LiD}$ target can be interpreted as indication for a cancellation of u and d -quark transversity distributions.

(to be submitted to Phys. Lett. B)

1 Introduction

The description of the nucleon spin structure remains one of the main challenges in hadron physics. For a polarised nucleon, a leading-twist description comprises eight transverse-momentum-dependent (TMD) parton distribution functions (PDFs), describing the distributions of longitudinal and transverse momenta of partons and their correlations with nucleon and quark polarisations [1]. After integration over quark intrinsic transverse momentum k_T , three PDFs fully describe the nucleon, *i.e.* the momentum distribution function $f_1^q(x)$, the helicity distribution function $g_1^q(x)$ and the transversity distribution function $h_1^q(x)$, where x denotes the Bjorken scaling variable. For simplicity, the latter will be referred to as "transversity" throughout this paper. While the momentum and the helicity distribution functions have been measured with good accuracy, the knowledge on transversity is inferior but steadily increasing. Unlike f_1^q and g_1^q , transversity is not accessible at leading twist in inclusive deep-inelastic scattering (DIS) because it is related to soft processes correlating quarks with opposite chirality, making it a chiral-odd function. Transversity can be accessed through observables that conserve chirality, *i.e.* when it is coupled to a chiral-odd partner. In this regard, measuring semi-inclusive deep-inelastic scattering (SIDIS) is advantageous as transversity is coupled to the chiral-odd fragmentation functions (FFs) that describe the hadronisation of a transversely polarised quark q into unpolarised final-state hadrons.

The major source of information on transversity has been measurements of transverse-spin-dependent asymmetries (TSAs) in single-hadron production in SIDIS ($\ell N^\uparrow \rightarrow \ell' h X$), where transversity is coupled to the Collins FF [2]. Transverse-spin asymmetries define the size of the transverse-target-spin-dependent azimuthal modulations of the SIDIS cross section. The first measurement of the Collins asymmetries was performed by the HERMES Collaboration [3] using a transversely polarised hydrogen target. Sizeable asymmetries were observed, suggesting non-zero transversity and Collins FFs. The COMPASS Collaboration has the highest statistics data in this field, *e.g.* 28 M pion pairs taken with the NH_3 (proton) target and 4 M pion pairs taken with the ^6LiD (deuteron) target. The COMPASS collaboration has delivered a full set of measurements, *i.e.* both TSAs for unidentified charged hadrons [4] as well as pions and kaons [5] using the transversely polarised deuteron target, and TSAs for unidentified charged hadrons [6, 7] as well as pions and kaons [8] using the transversely polarised proton target. The TSAs measured with the polarised proton target showed a non-zero signal for Collins asymmetries with high statistics and a wide kinematic coverage. The TSAs measured with the polarised deuteron target are compatible with zero indicating a possible cancellation between up and down quark contributions to transversity. Despite the lower accuracy of these data, they were shown to play a key role in the extraction of flavour-dependent transversity distribution functions and remain the only SIDIS measurement ever performed using a transversely polarised deuteron target. In order to complete the COMPASS programme [9], a new high statistics measurement of TSAs using a transversely polarised deuteron target was performed in the last data taking campaign, in 2022.

A promising alternative approach to access transversity is the measurement of TSAs in semi-inclusive production of pairs of hadrons of opposite charge ($\ell N^\uparrow \rightarrow \ell' h^+ h^- X$). Following this approach, in this work $\pi^+ \pi^-$ and $K^+ K^-$ as well as $\pi^+ K^-$ and $K^+ \pi^-$ pairs will be studied. In this case, transversity is coupled to the chiral-odd interference fragmentation function (IFF) H_1^\triangleleft [10–12], which describes the hadronisation of a transversely polarised quark into a pair of unpolarised hadrons. At leading twist, and after integration over total transverse momentum, the differential cross section on a transversely polarised target comprises two terms and can be written as [13]

$$\frac{d^7 \sigma}{d \cos \theta dM_{\text{hh}} d\phi_{\text{R}} dz dx dy d\phi_{\text{S}}} = \frac{\alpha^2}{2\pi Q^2 y} \left((1-y + \frac{y^2}{2}) \sum_q e_q^2 f_1^q(x) D_{1,q}(z, M_{\text{hh}}^2, \cos \theta) \right. \\ \left. + S_\perp (1-y) \sum_q e_q^2 \frac{|\mathbf{p}_1 - \mathbf{p}_2|}{2M_{\text{hh}}} \sin \theta \sin \phi_{\text{RS}} h_1^q(x) H_{1,q}^\triangleleft(z, M_{\text{hh}}^2, \cos \theta) \right). \quad (1)$$

Here α is the fine-structure constant, $D_{1,q}(z, M_{\text{hh}}^2, \cos \theta)$ is the spin-independent dihadron fragmentation function (DiFF), y is the fraction of the lepton energy in the laboratory frame transferred to the exchanged virtual-photon and Q^2 the negative square of the four-momentum transfer. Here, z is the fraction of the virtual-photon energy carried by the hadron pair, M_{hh} its invariant mass and θ the polar angle of the positive hadron with respect to the two-hadron boost axis in the two-hadron rest frame. The symbol S_{\perp} denotes the component of the target spin vector \mathbf{S} perpendicular to the virtual-photon direction, with ϕ_S the azimuthal angle of the initial nucleon spin, $\phi_{S'}$ the azimuthal angle of the spin vector of the fragmenting quark and $\phi_{\text{RS}} = \phi_{\text{R}} - \phi_{S'} = \phi_{\text{R}} + \phi_S - \pi$. The azimuthal angle ϕ_{R} is given as

$$\phi_{\text{R}} = \frac{(\mathbf{q} \times \mathbf{l}) \cdot \mathbf{R}}{|(\mathbf{q} \times \mathbf{l}) \cdot \mathbf{R}|} \arccos \frac{(\mathbf{q} \times \mathbf{l}) \cdot (\mathbf{q} \times \mathbf{R})}{|\mathbf{q} \times \mathbf{l}| |\mathbf{q} \times \mathbf{R}|}, \quad (2)$$

where \mathbf{l} is the incoming lepton momentum, \mathbf{q} the virtual-photon momentum and \mathbf{R} the relative hadron momentum defined as $\mathbf{R} = (z_2 \mathbf{p}_1 - z_1 \mathbf{p}_2) / (z_1 + z_2)$. The TSAs are experimentally accessible through the measured number of hadron pairs written as

$$N_{\text{hh}}(x, y, z, M_{\text{hh}}^2, \cos \theta, \phi_{\text{RS}}) \propto \sigma_{\text{UU}}(1 + f(x, y) P_{\text{T}} D_{\text{nn}}(y) A_{\text{UT}}^{\phi_{\text{RS}}} \sin \theta \sin \phi_{\text{RS}}), \quad (3)$$

where $f(x, y)$ is the target polarisation dilution factor, P_{T} is the transverse polarisation of the target nucleons and D_{nn} the transverse-spin transfer coefficient. A more detailed discussion about the theoretical framework can be found in Ref. [14]. As shown in Ref. [14], the asymmetry

$$A_{\text{UT}}^{\sin \phi_{\text{RS}}} = \frac{|\mathbf{p}_1 - \mathbf{p}_2|}{2M_{\text{hh}}} \frac{\sum_q e_q^2 h_1^q(x) H_{1,q}^{\triangleleft}(z, M_{\text{hh}}^2, \cos \theta)}{\sum_q e_q^2 f_1^q(x) D_{1,q}(z, M_{\text{hh}}^2, \cos \theta)} \quad (4)$$

is proportional to the product of the transversity distribution function $h_1^q(x)$ and the polarised two-hadron interference fragmentation function $H_{1,q}^{\triangleleft}(z, M_{\text{hh}}^2, \cos \theta)$, summed over the quark flavours q with charge e_q .

Transverse-spin-dependent asymmetries of hadron pairs were first measured by the HERMES Collaboration [15] for pion pairs using a transversely polarised hydrogen target. A sizeable signal was seen as a function of x , indicating a sizeable u -quark transversity and non-vanishing interference fragmentation functions. The COMPASS collaboration has published measurements of transverse spin asymmetries for pairs of unidentified hadrons produced on polarised deuterons [14] and polarised protons [16]. The COMPASS results obtained with the proton target showed significantly sizeable asymmetries and a clear slope in their x -dependence thanks to the high accuracy of the proton data set, while those extracted from deuteron-target data were found to be compatible with zero. An intriguing similarity between Collins-like single-hadron asymmetries for the positive and negative hadrons extracted from the SIDIS hadron-pair data and the standard Collins asymmetries is observed as a function of x , suggesting that both single hadron and hadron-pair transverse-spin dependent fragmentation functions are generated by the same elementary mechanism, as presented and discussed in Ref. [17].

In this paper, we present a new measurement of TSAs for identified hadron-pairs using the full data set collected by the COMPASS Collaboration on transversely polarised deuteron (2002-2004) and proton (2007 and 2010) targets. The paper is organised as follows. Only a brief description of the experimental setup and data analysis are given in Sec. 3, as the same setup and methods of data cleaning, selection and extraction of TSAs as in previous COMPASS analyses [14, 16] are used. The measured asymmetries are presented in Sec. 3 and discussed in Sec. 4.

2 Experimental data and analysis

The analysis presented in this paper is based on data collected in the years 2002-2004 and 2007/2010 using the COMPASS spectrometer [18] by scattering the naturally polarised μ^+ beam of 160 GeV/ c

delivered by the CERN SPS off transversely polarised ${}^6\text{LiD}$ and NH_3 targets, respectively. For ${}^6\text{LiD}$, the average dilution factor calculated for semi-inclusive reactions is $\langle f \rangle \sim 0.38$ and the average polarisation is $\langle P_T \rangle \sim 0.47$, while for NH_3 the corresponding values are $\langle f \rangle \sim 0.15$ and $\langle P_T \rangle \sim 0.83$, respectively. The target consisted of two or three cylindrical cells assembled in a row, which can be independently polarised. In 2002–2004, two cells were used, each 60 cm long and 3 cm in diameter, separated by a 10 cm gap. In 2007 and 2010, the target consisted of three cells of 4 cm diameter, with gaps of 5 cm in between. The middle cell was 60 cm long and the two outer ones 30 cm long each. From 2006 on, a new solenoidal magnet was used to polarise the target with a polar angle acceptance of 180 mrad as seen from the upstream end of the target, while in the earlier measurements with the ${}^6\text{LiD}$ target the polar angle acceptance was 70 mrad. For the measurement of transverse spin effects, the target material was polarised along the vertical direction. In order to reduce systematic effects, neighbouring cells were polarised in opposite directions allowing for simultaneous data taking with both target spin directions to reduce flux-dependent systematic uncertainties. Furthermore, the polarisation was destroyed and built up in reversed direction every four to five days, in order to cancel residual acceptance effects associated with the longitudinal position of the target cells (*i.e.* position along the beam line). For the data collected using a proton target, in the analysis, the central cell is divided into two parts, providing four data samples with two different orientations of polarisation. Note that for the measurements in 2007 and in 2010 a similar spectrometer configuration was used.

In the analysis, events with incoming and outgoing muons and at least two reconstructed charged hadrons originating from the interaction vertex inside the target cells are selected. Equal flux through the whole target is obtained by requiring that the extrapolated beam tracks pass through all three cells. In order to select events in the DIS regime, requirements are applied on the squared four-momentum transfer, $Q^2 > 1 \text{ (GeV/c)}^2$, and on the invariant mass of the final hadronic state, $W > 5 \text{ GeV}/c^2$. Furthermore, the fractional energy transfer to the virtual photon is required to be $y > 0.1$ and $y < 0.9$ to remove events with poorly reconstructed virtual-photon energy and events with large radiative corrections, respectively.

For a selected DIS event, all reconstructed hadrons originating from the interaction vertex are considered. Only hadrons produced in the current fragmentation region are selected by requiring $z > 0.1$ for the fractional energy and $x_F > 0.1$ for the Feynmann- x variable. The two-hadron sample consists of all combinations of oppositely charged hadrons built from the same DIS event. Exclusive dihadron production is suppressed by requiring the missing energy for each hadron pair to be greater than 3 GeV. As the azimuthal angle ϕ_R is only defined for non-collinear vectors \mathbf{R} and \mathbf{q} , a minimum value is required on the component of \mathbf{R} perpendicular to \mathbf{q} , *i.e.* $R_\perp > 0.07 \text{ GeV}/c$. After the application of all requirements, $0.56 \times 10^7 \text{ h}^+\text{h}^-$ combinations remain for the deuteron data and $3.5 \times 10^7 \text{ h}^+\text{h}^-$ pairs for the proton data.

The RICH detector information is used to identify charged hadrons as pions or kaons in the momentum range between the Cherenkov threshold (about 2.6 GeV/ c and 9 GeV/ c , respectively) and 50 GeV/ c . The detector set-up after the upgrade of 2005 and the particle identification (PID) procedure are fully described in Ref. [19], while details on the likelihood PID method and the purity of identified samples are explained in Ref. [5] and Ref. [8] for deuteron and proton targets, respectively. In the kinematic domain of the COMPASS experiment, about 67% of the final-state charged hadrons are identified as

Table 1: Final statistics for unidentified and identified charged-hadron pairs in deuteron (2002-2004) and proton (2007 and 2010) data.

Year	Number of pairs ($\times 10^6$)				
	h^+h^-	$\pi^+\pi^-$	π^+K^-	$K^+\pi^-$	K^+K^-
2002-2004 (deuteron)	5.65	3.97	0.26	0.30	0.10
2007 (proton)	10.91	7.41	0.38	0.53	0.22
2010 (proton)	34.56	20.60	1.10	1.53	0.60

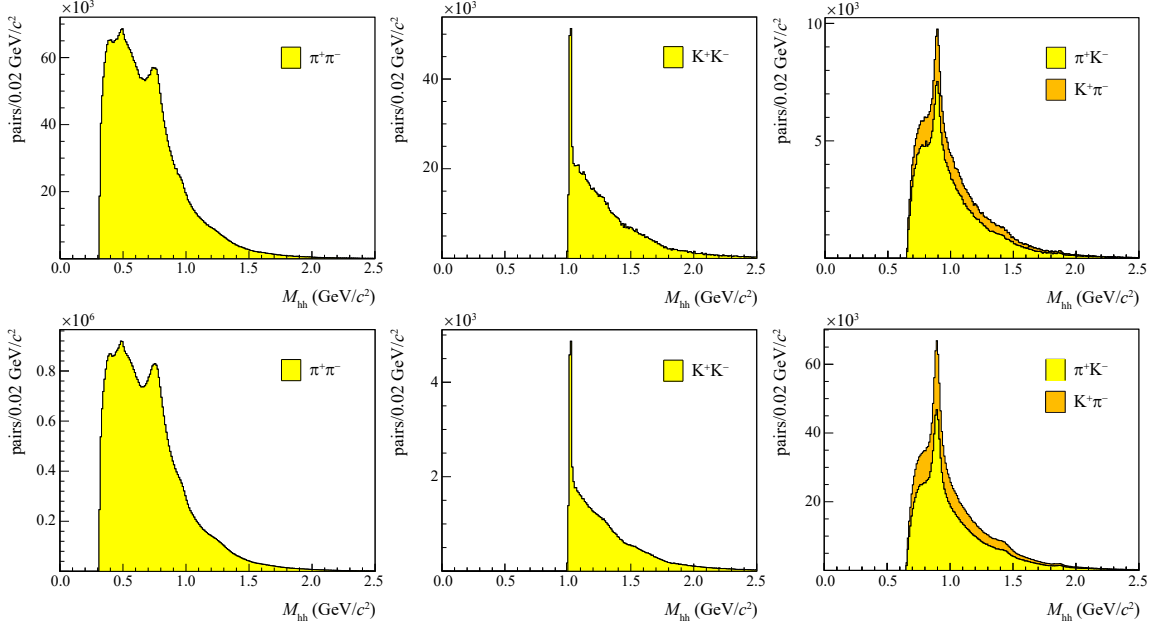


Fig. 1: Distributions of invariant mass M_{hh} for 2002-2004 deuteron data (top row) and combined 2007/2010 proton data (bottom row): $\pi^+\pi^-$ pairs (1st column), K^+K^- pairs (2nd column), π^+K^- and $K^+\pi^-$ pairs (3rd column).

pions and about 10% as kaons. The remaining particles are either protons, electrons or not clearly identified. About 60% are pion pairs ($\pi^+\pi^-$), about 2% are kaon pairs (K^+K^-) and about 8% are mixed pairs (π^+K^- , $K^+\pi^-$). The missing fraction refers to cases where at least one of the two hadrons cannot be accurately identified. The resulting statistics for unidentified and identified hadron pairs after applying all requirements are shown in Table 1.

The invariant-mass distributions for the four opposite-charge combinations that can be formed using identified charged pions and kaons ($\pi^+\pi^-$, K^+K^- , π^+K^- , $K^+\pi^-$) are shown in Fig.1 for deuteron and proton targets. In the $\pi^+\pi^-$ spectrum, the mass signatures of some mesons decays, such as K^0 around 500 MeV/ c^2 , ρ^0 around 770 MeV/ c^2 , f_0 around 980 MeV/ c^2 and f_2 around 1270 MeV/ c^2 , respectively, are clearly visible in both deuteron and proton data as expected from Ref. [20]. Other decays with more than two hadrons in the final state (like the decays of ω , η and η') generate broader peaks and contribute less to the overall pion-pair invariant-mass spectra [20]. The K^+K^- invariant-mass distribution shows a very pronounced signal of the $\phi(1020)$ resonance close to its production threshold. The ϕ meson can also contribute to the pion pair spectra via the two-step decay $\phi(1020) \rightarrow \rho\pi \rightarrow \pi^+\pi^-\pi^0$. The invariant-mass distribution of K^+K^- pairs in the proton data shows indications of further broad peaks around 1300 MeV/ c^2 and 1500 MeV/ c^2 , which might be caused by $f_2(1270)$ and $f_2'(1525)$. The invariant-mass distributions of π^+K^- and $K^+\pi^-$ also show in each case one dominant channel caused by the decays of $K^*(892)$. Further possible candidates for peaks in the M_{hh} spectra of the π^+K^- and $K^+\pi^-$ pairs are $K^*(1430)$ and $K_4^*(2045)$.

3 Results

The asymmetries extracted from ^6LiD and NH_3 targets are presented in Figs. 2 and 3, respectively. They were evaluated in bins of x , z and M_{hh} as given in Table 2. For ^6LiD , no significant asymmetry is observed in any variable for all pair combinations. For NH_3 , large negative asymmetries up to -0.07 are obtained for $\pi^+\pi^-$ pairs in the region $x > 0.03$, which implies that both transversity distributions and polarised two-hadron interference fragmentation functions do not vanish, as already observed in Refs. [15, 16]. For $x < 0.03$, these asymmetries are compatible with zero. The asymmetry measured with the ^6LiD

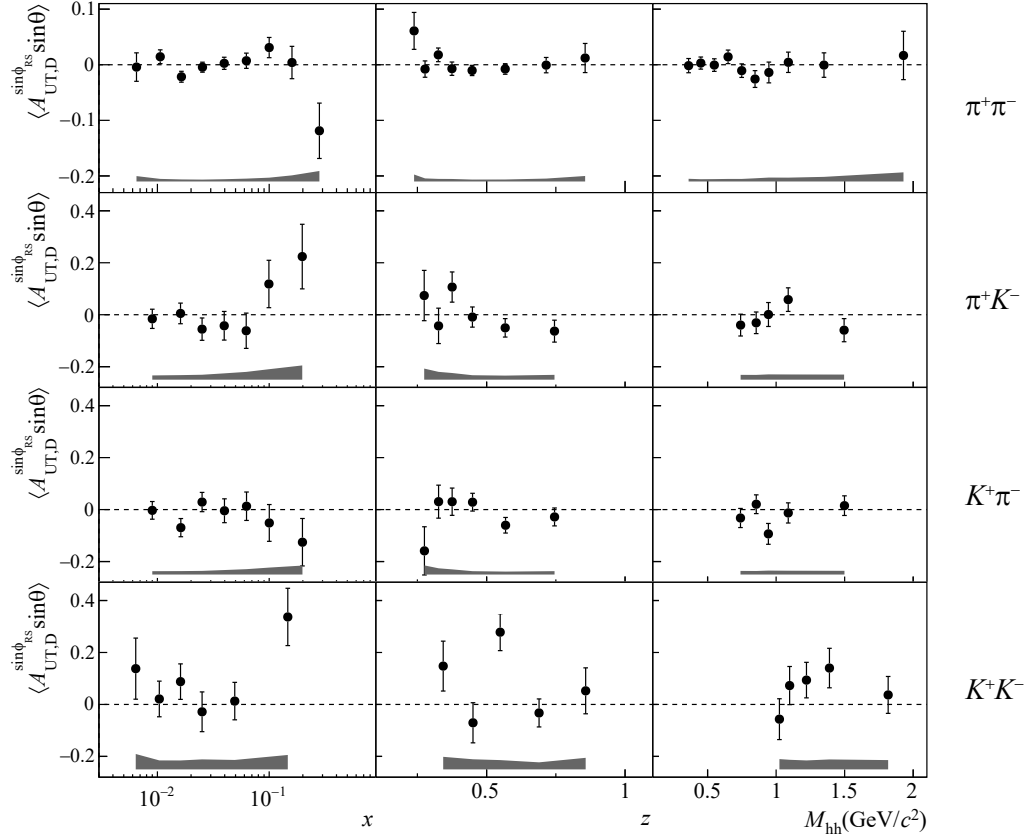


Fig. 2: Hadron-pair transverse-spin-dependent asymmetries as a function of x , z and M_{hh} , extracted from the full data set collected with the ${}^6\text{LiD}$ (deuteron) target. Systematic uncertainties are shown by the gray bands.

target is compatible with zero within uncertainties over the whole x range. For both targets, no clear dependence on z can be observed, and for the NH_3 target the asymmetry is observed to be negative in the whole range. For both targets, the M_{hh} -dependence shows negative asymmetry values in the region of the ρ^0 mass.

For K^+K^- pairs, the proton data show negative asymmetries in all three variables, while the deuteron data show indications for a positive signal. In particular the M_{hh} -dependence shows opposite signs for the asymmetries measured with the NH_3 and ${}^6\text{LiD}$ target, with an indication of a mirror-symmetric shape. In the case of π^+K^- and $K^+\pi^-$ pairs, the deuteron data show asymmetries compatible with zero, while the proton data show slightly negative asymmetries.

The HERMES Collaboration measured TSAs for $\pi^+\pi^-$ pairs using electron-proton scattering [15]. Given the wider kinematic coverage by COMPASS, the $\pi^+\pi^-$ COMPASS asymmetry was re-evaluated in the region $x > 0.032$ to allow for a direct comparison. The comparison is shown in Fig. 4. The results are in very good agreement within statistical uncertainties.

4 Interpretation of the results

The dihadron fragmentation functions entering the SIDIS cross section in Eq. (1) are non-perturbative objects. As such, they can not be calculated from first principles. Two classes of models have been proposed to describe them. In spectator-jet type models a mechanism different from that of the Collins FF is invoked to produce a non-vanishing H_1^\perp function. Such a mechanism involves the interference between

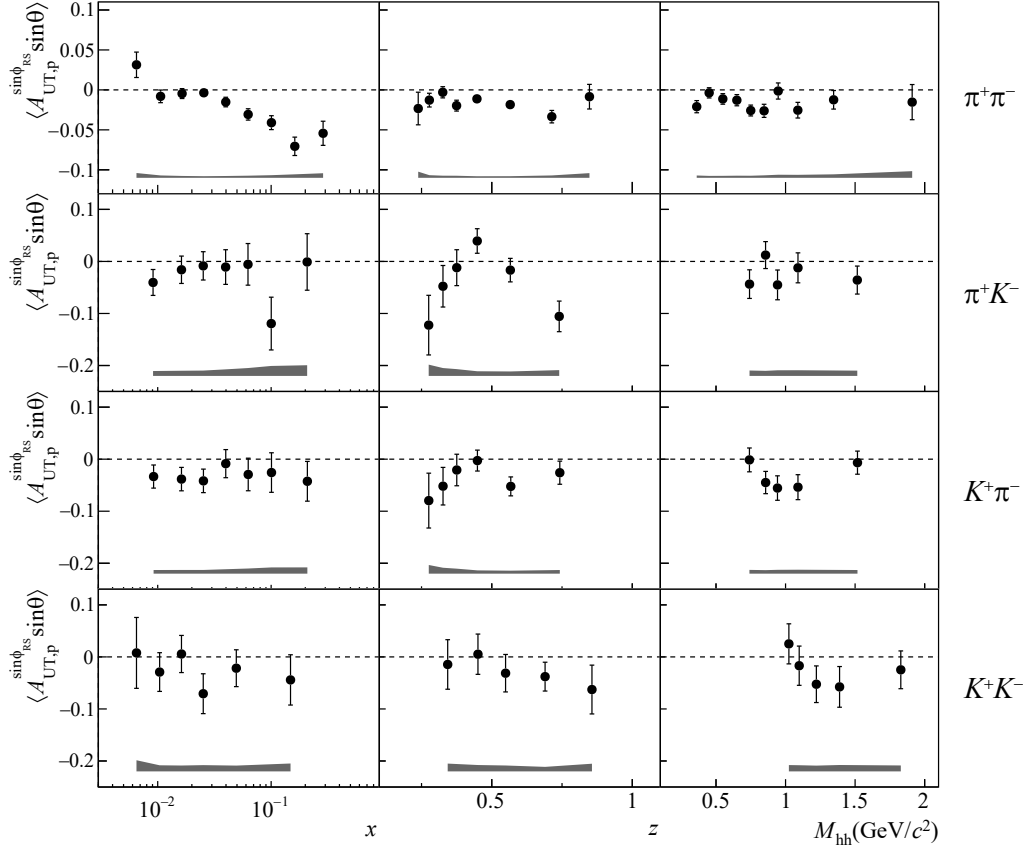


Fig. 3: Hadron-pair transverse-spin-dependent asymmetries as a function of x , z and M_{hh} , extracted from the full data set collected with the NH_3 (proton) target. Systematic uncertainties are shown by the gray bands.

the amplitudes of two competing channels for the production of the hadron pair, *e.g.* either the amplitude for direct production and the amplitude for resonance production [20, 21], or the two amplitudes for the production of two different resonances [11]. A different approach is followed by the recursive string- 3P_0 model of polarised quark fragmentation [22]. It is implemented in the StringSpinner package [23] for the simulation of the Collins effect for pseudoscalar mesons produced in the fragmentation of transversely

Table 2: Bin limits of the variables x , z and M_{hh} (in units of GeV/c^2) for the four types of pairs.

	x bin limits										
$\pi\pi$	0.003	0.008	0.013	0.020	0.032	0.050	0.080	0.130	0.210	1.000	
$\pi K/K\pi$	0.003	0.013	0.020	0.032	0.050	0.080	0.130	1.000			
KK	0.003	0.008	0.013	0.020	0.032	0.080	1.000				
	z bin limits										
$\pi\pi$	0.20	0.25	0.30	0.35	0.40	0.50	0.65	0.80	1.00		
$\pi K/K\pi$	0.20	0.30	0.35	0.40	0.50	0.65	1.00				
KK	0.20	0.40	0.50	0.65	0.80	1.00					
	M_{hh} bin limits										
$\pi\pi$	0.0	0.4	0.5	0.6	0.7	0.8	0.9	1.0	1.2	1.6	100
$\pi K/K\pi$	0.0	0.8	0.9	1.0	1.2	100					
KK	0.9	1.05	1.15	1.30	1.50	100					

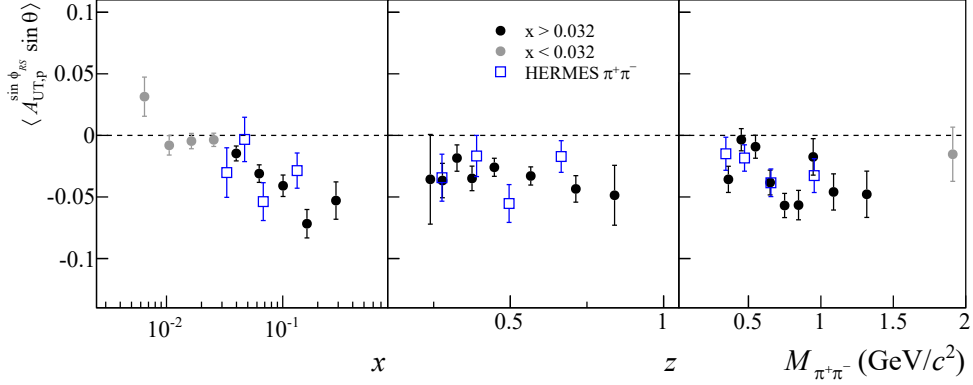


Fig. 4: Comparison of $\pi^+\pi^-$ pair asymmetries measured by the HERMES Collaboration [15] (blue open squares) with the results of the COMPASS Collaboration re-evaluated in the $x > 0.032$ region (black dots).

polarised quarks in SIDIS with the PYTHIA 8 event generator [24].

The classical string+ 3P_0 model for the fragmentation of a transversely polarised quark q_A is illustrated in Fig. 5. The string is stretched between the scattered quark q_A and the target remnants along the quark direction and the string fragmentation occurs via tunneling of quark-antiquark pairs in the 3P_0 state, *i.e.* with spin $S = 1$ and relative orbital angular momentum $L = 1$, such that the total angular momentum J is zero. Given the polarisation of q_A , taken here along the normal to the figure plane, at the string breakings the spin and the transverse momentum of the quark and antiquark, as well as the transverse momentum of the produced hadron are fixed. The rank r indicates how far the hadron h_r is produced from the fragmenting quark q_A , with h_1 being the hadron which contains q_A . For odd (even) r the hadron h_r is emitted to the left (right) with respect to the plane spanned by the momentum and polarisation vectors of the fragmenting quark. As an example, if the flavor of the fragmenting quark is $q_A = u$ and $h_1 = \pi^+$, it can be $h_2 = \pi^-$ and opposite Collins asymmetries for oppositely charged hadrons are generated. Also, a dihadron asymmetry with the same sign as for positive hadrons is produced. StringSpinner uses the quantum mechanical formulation of this model, in which the spin effects depend on a complex parameter, tuned as in Ref. [23]. The initial quark polarisation is given by a parametrisation of the transversity PDF for valence u and d quarks. For this work we have used the default parametrisations, which were tuned to reproduce the π^+ and π^- Collins asymmetries measured by COMPASS on an NH_3 target. The simulations were performed neglecting the intrinsic transverse momentum of the quarks, but it was checked that the dihadron asymmetries are not affected [25].

In Fig. 6 the measured dihadron asymmetries (closed points) are compared to the simulated asymmetries (open points) for proton data. As can be seen, the simulation describes the data particularly well for $\pi^+\pi^-$ and K^+K^- pairs, in all kinematic variables. The trend of the asymmetries as a function of x is

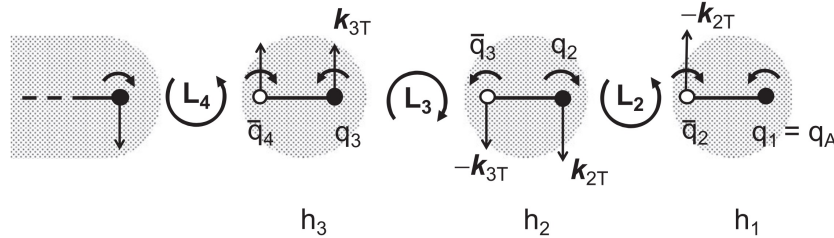


Fig. 5: The string+ 3P_0 mechanism of polarised quark fragmentation [25]. The closed (open) circles represent quark (antiquarks) at the string ends. The circular arrows above quarks show the orientation of their spins whereas the arrows at each string breaking $L_2, L_3 \dots$ represent the orientation of the relative orbital angular momenta of the $q\bar{q}$ pairs. The straight arrows indicate the quark transverse momenta.

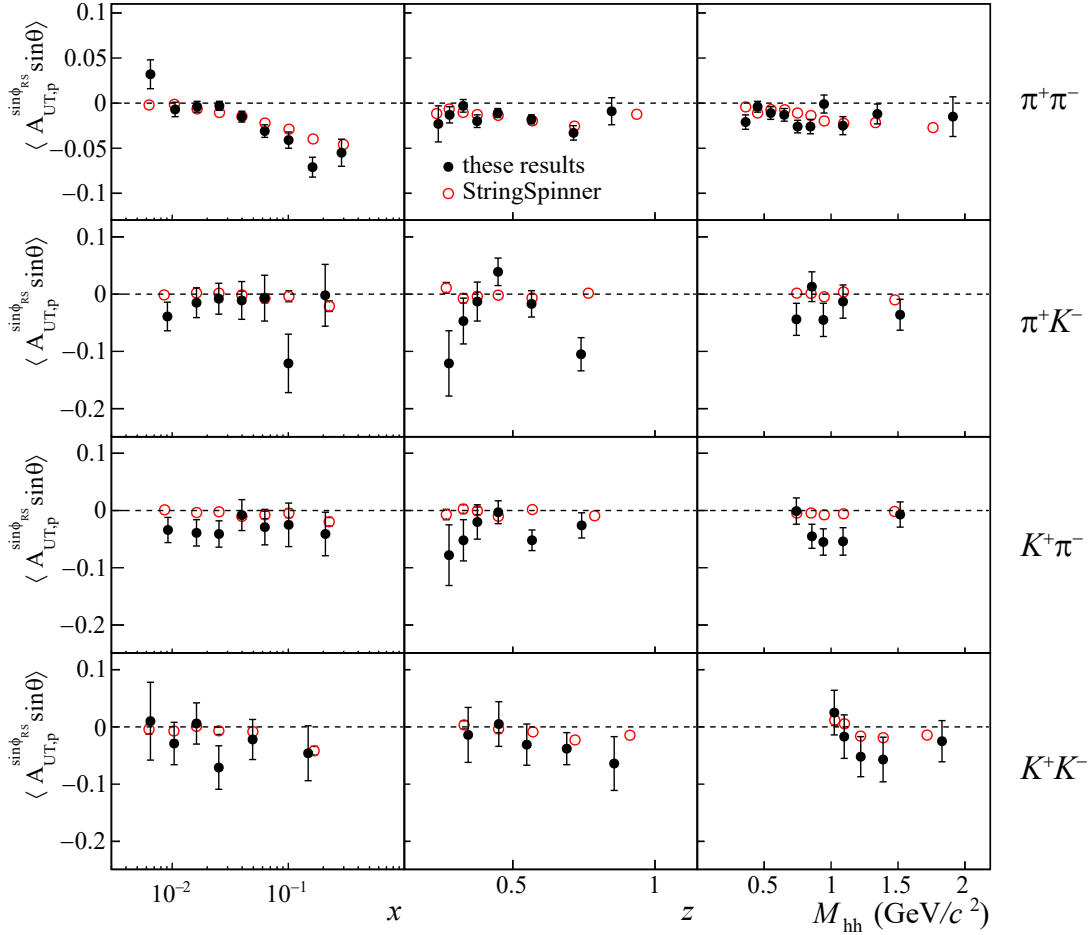


Fig. 6: Comparison between $\pi^+\pi^-$, π^+K^- , $K^+\pi^-$ and K^+K^- asymmetries for proton data (closed points) and results from simulations using StringSpinner (open points).

mainly driven by the x -shape of the implemented transversity PDFs. While the z and M_{hh} dependences are predictions of the model. The large signal for $\pi^+\pi^-$ and K^+K^- pairs can be understood in the approximation of u -quark dominance considering the fact that π^+ or K^+ are most likely produced at rank one, whereas π^- or K^- are produced at rank two. Regarding the π^+K^- and $K^+\pi^-$ pairs, the simulated asymmetries are small and compatible with the data within uncertainties. This is expected considering the fact that, *e.g.*, the π^+ and the K^- of a π^+K^- pair are most likely produced at rank one and three separated by a rank two neutral kaon. Thus the π^+ and the K^- are most likely emitted on the same side producing a small dihadron asymmetry.

In corresponding simulations for deuteron data, dihadron asymmetries compatible with zero were found for all types of hadron pairs. This is in agreement with the data and is expected from the fact that the transversity PDFs for valence u and d -quarks have almost the same size but opposite sign.

5 Conclusions

In this paper we present the results of a new measurement of transverse-spin-dependent asymmetries in hadron pair production in DIS of 160 GeV/c muons off transversely polarised deuteron (^6LiD) and proton (NH_3) targets. The measurement covers all possible combinations of oppositely charged pions and kaons observed in the COMPASS kinematic range.

The deuteron data used in the analysis were collected during 2002 and 2004, while the proton data include two separate parts collected in 2007 and 2010. Both data sets were already used earlier to

extract the Collins and Sivers asymmetries for semi-inclusively measured single hadrons, with separate publications for charged hadrons as well for identified pions and kaons. These two data sets are the largest ones available on this process, including *e.g.* 28M (4M) pion pairs in the proton (deuteron) data, and they provide important input for global analyses.

The proton data show significant non-zero asymmetries. For $\pi^+\pi^-$ pairs, values reach -7% in the region $x > 0.032$ and -2.5% in the invariant-mass region around the ρ^0 -meson mass. Slightly negative asymmetries are observed for K^+K^- and $K^+\pi^-$ pairs. The deuteron data show for all hadron combinations asymmetries compatible with zero, within statistical uncertainties.

Acknowledgements

This work was made possible thanks to the financial support of our funding agencies. We also acknowledge the support of the CERN management and staff, as well as the skills and efforts of the technicians of the collaborating institutes.

References

- [1] M. Anselmino, A. Mukherjee and A. Vossen, *Prog. Part. Nucl. Phys.* **114** (2020) 103806, arXiv:2001.05415 [hep-ph].
- [2] J. C. Collins *Nucl. Phys. B* **396** (1993) 161–182, arXiv:hep-ph/9208213.
- [3] HERMES Collaboration, A. Airapetian *et al.*, *Phys. Rev. Lett.* **94** (2005) 012002, arXiv:hep-ex/0408013.
- [4] COMPASS Collaboration, V. Alexakhin *et al.*, *Phys. Rev. Lett.* **94** (2005) 202002, arXiv:hep-ex/0503002.
- [5] COMPASS Collaboration, M. Alekseev *et al.*, *Phys. Lett. B* **673** (2009) 127–135, arXiv:0802.2160 [hep-ex].
- [6] COMPASS Collaboration, M. Alekseev *et al.*, *Phys. Lett. B* **692** (2010) 240–246, arXiv:1005.5609 [hep-ex].
- [7] COMPASS Collaboration, C. Adolph *et al.*, *Phys. Lett. B* **717** (2012) 376–382, arXiv:1205.5121 [hep-ex].
- [8] COMPASS Collaboration, C. Adolph *et al.*, *Phys. Lett. B* **744** (2015) 250–259, arXiv:1408.4405 [hep-ex].
- [9] COMPASS Collaboration CERN-SPSC:2017034 [SPSC-P-340-ADD-1].
- [10] J. C. Collins, S. F. Heppelmann and G. A. Ladinsky, *Nucl. Phys. B* **420** (1994) 565–582, arXiv:hep-ph/9305309.
- [11] R. L. Jaffe, X.-m. Jin and J. Tang, *Phys. Rev. Lett.* **80** (1998) 1166–1169, arXiv:hep-ph/9709322.
- [12] A. Bianconi, S. Boffi, R. Jakob and M. Radici, *Phys. Rev. D* **62** (2000) 034008, arXiv:hep-ph/9907475.
- [13] A. Bacchetta and M. Radici, *Phys. Rev. D* **67** (2003) 094002, arXiv:hep-ph/0212300.
- [14] COMPASS Collaboration, C. Adolph *et al.*, *Phys. Lett. B* **713** (2012) 10–16, arXiv:1202.6150 [hep-ex].
- [15] HERMES Collaboration, A. Airapetian *et al.*, *JHEP* **06** (2008) 017, arXiv:0803.2367 [hep-ex].
- [16] COMPASS Collaboration, C. Adolph *et al.*, *Phys. Lett. B* **736** (2014) 124–131, arXiv:1401.7873 [hep-ex].
- [17] COMPASS Collaboration, C. Adolph *et al.*, *Phys. Lett. B* **753** (2016) 406–411, arXiv:1507.07593 [hep-ex].
- [18] COMPASS Collaboration, P. Abbon *et al.*, *Nucl. Instrum. Meth. A* **577** (2007) 455–518, arXiv:hep-ex/0703049.
- [19] P. Abbon *et al.*, *Nucl. Instrum. and Meth. A* **631** (2011) no. 1, 26 – 39.
<http://www.sciencedirect.com/science/article/pii/S0168900210026422>.
- [20] A. Bacchetta and M. Radici, *Phys. Rev. D* **74** (2006) 114007, arXiv:hep-ph/0608037.
- [21] J. C. Collins and G. A. Ladinsky, arXiv:hep-ph/9411444.
- [22] A. Kerbizi, X. Artru, Z. Belghobsi and A. Martin, *Phys. Rev. D* **100** (2019) no. 1, 014003, arXiv:1903.01736 [hep-ph].
- [23] A. Kerbizi and L. Lönnblad, *Comput. Phys. Commun.* **272** (2022) 108234, arXiv:2105.09730 [hep-ph].
- [24] T. Sjostrand, S. Mrenna and P. Z. Skands, *JHEP* **05** (2006) 026, *Comput. Phys. Commun.* **178** (2008) 852–867, arXiv:0710.3820 [hep-ph].
- [25] A. Kerbizi, X. Artru, Z. Belghobsi, F. Bradamante and A. Martin, *Phys. Rev. D* **97** (2018) no. 7, 074010, arXiv:1802.00962 [hep-ph].