

# Event Camera Data Pre-training

Yan Yang<sup>1</sup>   Liyuan Pan<sup>2</sup> <sup>†</sup>   Liu Liu<sup>3</sup>  
<sup>1</sup>BDSI, ANU   <sup>2</sup>BITSZ & School of CSAT, BIT   <sup>3</sup>Cyberverse Dept., Huawei  
 Yan.Yang@anu.edu.au   liyuan.pan@bit.edu.cn   liuliu33@huawei.com

## Abstract

This paper proposes a pre-trained neural network for handling event camera data. Our model is trained in a self-supervised learning framework, and uses paired event camera data and natural RGB images for training.

Our method contains three modules connected in a sequence: i) a family of event data augmentations, generating meaningful event images for self-supervised training; ii) a conditional masking strategy to sample informative event patches from event images, encouraging our model to capture the spatial layout of a scene and fast training; iii) a contrastive learning approach, enforcing the similarity of embeddings between matching event images, and between paired event-RGB images. An embedding projection loss is proposed to avoid the model collapse when enforcing event embedding similarities. A probability distribution alignment loss is proposed to encourage the event data to be consistent with its paired RGB image in feature space.

Transfer performance in downstream tasks shows superior performance of our method over state-of-the-art methods. For example, we achieve top-1 accuracy at 64.83% on the N-ImageNet dataset.

## 1. Introduction

An event camera asynchronously captures the time, location, and polarity of pixel-wise changes in brightness, as a sequence of events. Event cameras are widely used in many applications, *e.g.*, recognition [19], detection [27, 24], segmentation [2], optical flow [39], and SLAM [36]. Compared with conventional RGB cameras which record all pixel intensities at a fixed frame rate, event cameras enjoy high dynamic range and temporal resolution, and are robust to lighting changes and motion blur [19, 33, 22].

This paper studies the problem of event camera data pre-training. Our pre-trained model is trained self-supervisedly, only using paired event data and RGB images for training.

<sup>†</sup> Corresponding author.

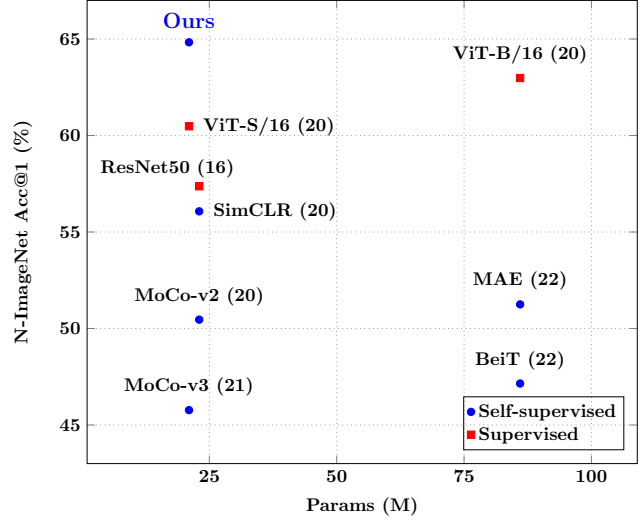


Figure 1: Comparison of our methods and state-of-the-art methods on N-ImageNet dataset. The blue circle and red square separately denote the self-supervised and supervised pre-training methods. We show top-1 accuracy (%), *i.e.*,  $acc@1$ , with respect to number of model parameters (M). We include the publication year of each method in the brackets beside the method names. Best viewed in color on the screen.

One can simply transfer our pre-trained model for diverse downstream tasks.

Significant progresses have been made for RGB images pre-training, in a self-supervised learning (SSL) framework. However, it is non-trivial to replicate the success for event camera data, as there is a domain-gap between RGB images and event data. An RGB image records all pixel intensities of a scene and is spatially dense, while the event data only records scene changes and is spatially sparse.

For network training in the SSL framework, image augmentations (*e.g.*, Gaussian Blur, ColorJitter, RandomResizedCrop) are one of the most important parts. The sparse event camera data can be commonly represented as an event image [19]. One may directly and wrongly perform these

augmentations on event images, *e.g.*, blurring a binary event image (0/1 valued pixels) generates a meaningless event image. In contrast, we study how to perform event data augmentations before converting data to an event image.

We formulate our learning problem as a contrastive learning task, taking event images as inputs. One may directly perform a random masking strategy to sample a fixed number of event patches for encouraging the model to capture the spatial layout and fast training. However, an event image is spatially sparse, and random masking would generate non-informative patches, leading to training instability. To mitigate this problem, we propose a conditional masking strategy to sample informative patches.

With event patches, we are able to learn discriminative event embeddings, *i.e.*, pulling together embeddings from similar event images while pushing away embeddings from dissimilar ones. Surprisingly, we find that simply performing metric learning in the event embedding space leads to model collapse, producing over-similar embeddings. The reason comes from the spatial sparsity of event images. To solve this problem, we find that embeddings from paired RGB images can be used as a regularizer, and we propose an embedding projection loss to solve the collapse.

With paired event data and RGB images, we also aim to pull together embeddings from matched pairs. This is motivated by the fact that many well pre-trained RGB networks are available, and an event image is less informative than its paired RGB image. An RGB network serves as a teacher for an event network. We propose a probability distribution alignment loss for the learning.

Our network is trained end-to-end. The overall framework is illustrated in Fig. 2. Our contributions are:

- An self-supervised framework for event camera data pre-training. The pre-trained model can be transferred to diverse downstream tasks;
- A family of event data augmentations, generating meaningful event images;
- A conditional masking strategy, sampling informative event patches for network training;
- An embedding projection loss, using paired RGB embeddings to regularize event embeddings to avoid model collapse;
- A probability distribution alignment loss for aligning embeddings from paired event and RGB images.
- We achieve state-of-the-art performance in standard event benchmark datasets (*e.g.*, Fig. 1).

## 2. Related Work

The SSL frameworks can be generally divided into two categories: contrastive learning and masked modeling. We briefly review their recent achievements, and then introduce event datasets for diverse computer vision tasks.

**Contrastive learning.** This approach generally assumes augmentation invariance of images [6, 17]. Two or more views of each image are generated for instance discrimination that enforces embedding similarity and dissimilarity among the views [6, 17, 7, 9, 37]. Only enforcing the embedding similarity is also possible and has been studied in [8, 15]. In addition to model design and optimization objectives, contrastive learning approaches usually rely on strong augmentations over images to boost model performance [6, 17, 7, 9, 3, 8]. Under certain tasks, contrastive learning has shown better performance than supervised pre-training [13, 9]. However, one notable drawback of contrastive learning is suffering from model collapse and training instability. Diverse methods including asymmetric network designs (*e.g.*, maintaining a momentum network) [6, 17], partial weight freezing [9], and group-based discrimination [3, 4] are introduced to avoid the model collapse and instability issue.

**Masked modeling.** Reconstructing masked inputs from the (*i.e.*, unmasked) visible ones is a popular self-supervised learning objective motivated by the idea of auto-encoding. The pioneer works can be specified to the natural language processing domain, *e.g.*, Bert [12] and GPT [28]. Recently, masked modeling has been formulated in the image domain, where the objective is defined in a similar vein, and the masking of images is done pixel-wisely or patch-wisely [5, 16, 13, 1, 38]. Some works [1, 38] turn the masked modeling into a classification problem by predicting discrete indices assigned to the masked patches by a tokenizer, *e.g.*, pre-trained discrete VAE [29, 14] or self-distilled network [38, 4]. One could also target to directly regress the pixel intensity of masked patches [5, 16, 13].

**Event dataset.** The event camera is a novel sensor that asynchronously captures the time, location, and polarity (*i.e.*, direction) of per-pixel brightness change as a sequence of events. With growing interest in event-based computer vision tasks, researchers have collected a wide range of datasets for object recognition [19, 32, 25, 10], semantic segmentation [2], optical flow estimations [39], and so forth [30, 23, 35]. To leverage existing computer vision algorithms, *e.g.*, CNN and ViT, the majority of event-based vision frameworks convert event data into image/video-like grid representations, where the conversion is done either learnable [31] or by directly using the position and time of each event [19]. This paper leverages the event image representation to study the event-based SSL algorithm that benefits diverse event-based downstream tasks.

## 3. Method

We start with a brief overview of background knowledge, and then present our self-supervised learning framework in

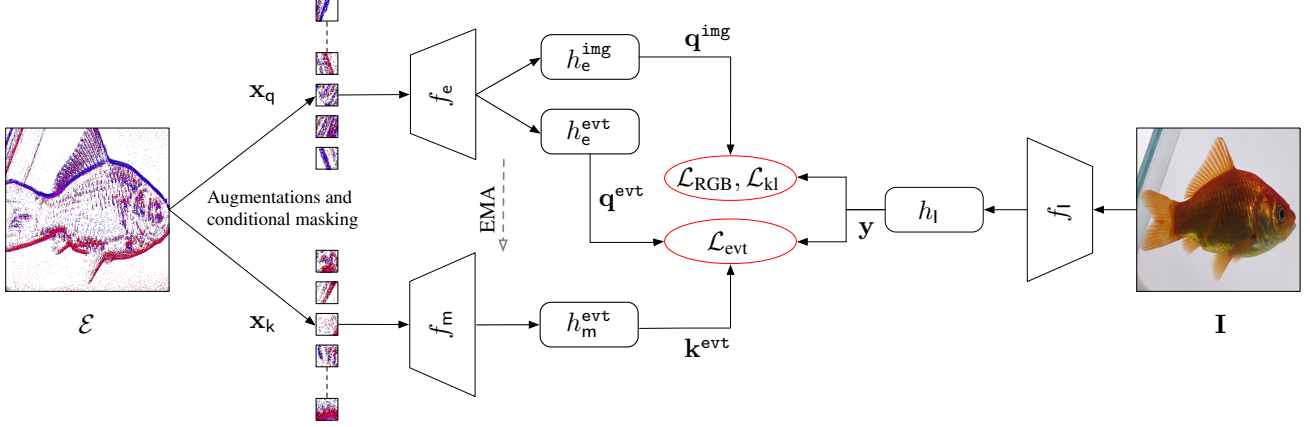


Figure 2: The overall architectures. For pre-training, our method takes event data  $\mathcal{E}$  and its paired natural RGB image  $\mathbf{I}$  as inputs, and outputs a pre-trained network  $f_e$ . Given  $\mathcal{E}$  (its abstract representation is used for visualization purpose), we first consecutively perform data augmentations, event image generation, and conditional masking to obtain two patch sets  $(\mathbf{x}_q, \mathbf{x}_k)$ . Second,  $f_e$  extract features from event patch set  $\mathbf{x}_q$ , and  $h_e^{\text{img}}$  and  $h_e^{\text{evt}}$  separately project features from  $f_e$  to latent embeddings  $\mathbf{q}^{\text{img}}$  and  $\mathbf{q}^{\text{evt}}$ .  $f_m$  and  $h_m^{\text{evt}}$  are momentum of  $f_e$  and  $h_e^{\text{evt}}$ , and are updated by the exponential moving average (EMA). The momentum network takes patch set  $\mathbf{x}_k$  as input and generates an embedding  $\mathbf{k}^{\text{evt}}$ . At the same time, the natural RGB image  $\mathbf{I}$  is embedded into  $\mathbf{y} = f_l(h_l(\mathbf{I}))$ . Finally, we perform event discrimination, and event and natural RGB image discrimination to train our model. We optimize the network by  $\mathcal{L}_{\text{evt}}$  (Eq. 4),  $\mathcal{L}_{\text{RGB}}$  (Eq. 5),  $\mathcal{L}_{\text{kl}}$  (Eq. 7).  $\mathcal{L}_{\text{evt}}$  is an event embedding projection loss aiming to pull together paired event embeddings  $\mathbf{q}^{\text{evt}}$  and  $\mathbf{k}^{\text{evt}}$ , for event discrimination.  $\mathcal{L}_{\text{RGB}}$  aims to pull together paired event and RGB embeddings  $\mathbf{q}^{\text{evt}}$  and  $\mathbf{y}$ , for event and natural RGB image discrimination.  $\mathcal{L}_{\text{kl}}$  aims to drive  $f_e$  learning discriminative event embeddings, towards well-structured embedding space of natural RGB images. Best viewed in color on the screen.

this section. The overall architecture is shown in Fig. 2.

**Preliminary.** Contrastive representation learning aims to learn an embedding space, where similar image pairs stay close to each other while dissimilar ones are far apart. Specifically, images are embedded into vectors to collect a query set  $\{\mathbf{q}\}$  and a key set  $\{\mathbf{k}\}$ . For each query  $\mathbf{q}$ , we have a matching key  $\mathbf{k}_+$  and non-matching keys  $\{\mathbf{k}_-\}$ . Usually,  $\mathbf{q}$  and  $\mathbf{k}_+$  are generated from views of the same instance, while  $\mathbf{q}$  and  $\{\mathbf{k}_-\}$  are generated from views of different instances. Contrastive learning aims to pull together embeddings  $\mathbf{q}$  and  $\mathbf{k}_+$ , and pushes away embeddings  $\mathbf{q}$  and  $\{\mathbf{k}_-\}$ . In this paper, we use the InfoNCE loss [34],

$$\mathcal{L}_{\text{ncc}}(\mathbf{q}, \{\mathbf{k}\}) = -\log \frac{\exp(\mathbf{q} \cdot \mathbf{k}_+ / \tau)}{\exp(\mathbf{q} \cdot \mathbf{k}_+ / \tau) + \sum_{\mathbf{k}_-} \exp(\mathbf{q} \cdot \mathbf{k}_- / \tau)}, \quad (1)$$

where  $\mathbf{q}$  and  $\mathbf{k}$  are first  $L_2$  normalized to a metric space, and the similarity between them are then measured by the cosine similarity using dot-product ( $\cdot$ ).  $\tau$  is a temperature hyper-parameter.

**Overall architecture.** Given an event data  $\mathcal{E} = (u_i, t_i, p_i)_{i=1}^N$  and a paired natural RGB image  $\mathbf{I}$ , where  $u_i$ ,

$t_i$ , and  $p_i$  separately denotes spatial location, time, and polarity of each event, and  $N$  is the length of the event data.

We aim to pre-train a neural network  $f_e$ , such that  $f_e$  can generate discriminative features for benefiting diverse event-based downstream tasks. Our method is self-supervised and has three components: i) event image patches generation. Given input  $\mathcal{E}$ , it generates matching patches  $(\mathbf{x}_q, \mathbf{x}_k)$  on  $\mathcal{E}$ ; ii) event discrimination. It aims to pull together embeddings of  $(\mathbf{x}_q, \mathbf{x}_k)$ ; and iii) event and RGB image discrimination. It aims to pull together embeddings of  $\mathbf{x}_q$  and  $\mathbf{I}$ . Details of the above three components are given in following paragraphs.

**Event image patches generation.** To convert  $\mathcal{E}$  into two matching patches  $(\mathbf{x}_q, \mathbf{x}_k)$ , we consecutively apply our data augmentations, event image generation, and conditional masking strategy. Given augmented  $\mathcal{E}$  (refer to our supplementary materials for details), we first generate an event image by applying the event histogram algorithm [20], and then use our conditional masking strategy to obtain patches  $\mathbf{x}_q$  and  $\mathbf{x}_k$ . Given an event image, considering its sparsity, a random masking strategy to sample patches is prone to generate meaningless/non-informative patches. Therefore, a conditional masking strategy is proposed to sample patches. Let  $\{\mathbf{p}_i\}_{i=1}^L$  be a patch set of an event image,  $\mathbf{p}_i$

is the  $i$ -th patch, and  $L$  is the cardinality of the set. After vectorizing  $\mathbf{p}_i$ , we calculate the information quantity  $d_i$  of each patch,

$$d_i = |\mathbf{p}_i| \cdot \mathbf{1}, \quad \forall i \in [1, \dots, L], \quad (2)$$

where  $\mathbf{1}$  denotes a vector of ones. Collecting  $L$  information quantities and  $L_1$  normalizing them, we obtain a probability distribution. A patch probability describes how likely it contains meaningful information. We randomly sample a fixed number ( $\ll L$ ) of patches according to the probability distribution, resulting in  $\mathbf{x}_q$ . Then, the same process is performed to generate  $\mathbf{x}_k$ .

**Event discrimination.** With patches  $\mathbf{x}_q$  and  $\mathbf{x}_k$ , we show how to pull together embeddings of them.  $\mathbf{x}_q$  is fed to network  $f_e$  to extract features, and features from  $f_e$  are fed to a projection head  $h_e^{\text{evt}}$  to extract an embedding  $\mathbf{q}^{\text{evt}}$ ,  $\mathbf{q}^{\text{evt}} = h_e^{\text{evt}}(f_e(\mathbf{x}_q))$ . For self-supervised training,  $\mathbf{x}_k$  is fed to  $f_m$  and  $h_m^{\text{evt}}$  to extract an embedding  $\mathbf{k}^{\text{evt}}$ ,  $\mathbf{k}^{\text{evt}} = h_m^{\text{evt}}(f_m(\mathbf{x}_k))$ , where  $f_m$  and  $h_m^{\text{evt}}$  are the momentum [17] of  $f_e$  and  $h_e^{\text{evt}}$ , respectively.

To enforce the similarity between embeddings  $\mathbf{q}^{\text{evt}}$  and  $\mathbf{k}^{\text{evt}}$ , one may directly optimize the InfoNCE loss  $\mathcal{L}_{\text{ncc}}(\mathbf{q}^{\text{evt}}, \{\mathbf{k}^{\text{evt}}\})$ . However, we find that optimized embeddings collapse, i.e., they are over-similar. The reason would be the sparsity of event images and the sparsity decreases the discriminativeness of event embeddings.

To solve this collapse problem, interestingly, we find that embedding  $\mathbf{y} = h_l(f_l(\mathbf{I}))$  of the paired natural RGB image  $\mathbf{I}$  is a basis vector and provides good regularization.  $f_l$  is an image feature extraction network and  $h_l$  projects features to an embedding. We have the event embedding projection loss,

$$\mathcal{L}_{\text{evt}} = \mathcal{L}_{\text{ncc}}(\zeta(\mathbf{q}^{\text{evt}}, \mathbf{y}), \{\zeta(\mathbf{k}^{\text{evt}}, \mathbf{y})\}), \quad (3)$$

$$\zeta(\mathbf{v}_1, \mathbf{v}_2) = \mathbf{v}_1 \cdot \mathbf{v}_2 \frac{\mathbf{v}_2}{\|\mathbf{v}_2\|}, \quad (4)$$

where  $\zeta(\mathbf{v}_1, \mathbf{v}_2)$  is the projection function. Here,  $\zeta(\mathbf{q}^{\text{evt}}, \mathbf{y})$  and  $\zeta(\mathbf{k}^{\text{evt}}, \mathbf{y})$  separately projects event embeddings  $\mathbf{q}^{\text{evt}}$  and  $\mathbf{k}^{\text{evt}}$  to embedding  $\mathbf{y}$ . We do not perform  $L_2$  normalization on  $\zeta(\mathbf{q}^{\text{evt}}, \mathbf{y})$  and  $\zeta(\mathbf{k}^{\text{evt}}, \mathbf{y})$  for calculating  $\mathcal{L}_{\text{evt}}$ .

More analysis and comparisons of our event embedding projection loss and the vanilla InfoNCE loss  $\mathcal{L}_{\text{ncc}}(\mathbf{q}^{\text{evt}}, \{\mathbf{k}^{\text{evt}}\})$  are given in the supplementary material.

**Event and RGB image discrimination.** Considering the sparsity of the event image, a single event image is less informative than an RGB image, possessing difficulty for self-supervised event network training. In contrast, many well-trained RGB networks are available. We aim to teach our event network  $f_e$ , using well pre-trained RGB network  $f_l$ . We pull together embeddings of paired event and RGB images,  $\mathbf{x}_q$  and  $\mathbf{I}$ . Features from  $f_e$  are fed to a projection

head  $h_e^{\text{img}}$  to extract an event image embedding  $\mathbf{q}^{\text{img}}$ . Given embeddings  $\mathbf{q}^{\text{img}}$  and  $\mathbf{y}$ , we enforce their similarity by optimizing the InfoNCE loss,

$$\mathcal{L}_{\text{RGB}} = \mathcal{L}_{\text{ncc}}(\mathbf{q}^{\text{img}}, \{\mathbf{y}\}). \quad (5)$$

To better align event and RGB embedding spaces, we first separately fit two probability distributions in the event and RGB embedding spaces, and then use Kullback–Leibler divergence to minimize the mismatch between the two distributions.

Specifically, given a batch of event embeddings  $\{\mathbf{q}^{\text{img}}\}$ , we first compute the pairwise embedding similarity and then fit an exponential kernel to similarities to compute probability scores. The probability score of the  $(i, j)$ -th pair is given by,

$$s_{i,j}^{\mathbf{q}} = \frac{\exp(\mathbf{k}_i \cdot \mathbf{k}_j / \tau)}{\sum_j \exp(\mathbf{k}_i \cdot \mathbf{k}_j / \tau)}, \quad (6)$$

where  $\mathbf{k}_i$  and  $\mathbf{k}_j$  are the  $i$ -th and  $j$ -th embedding of the batch  $\{\mathbf{q}^{\text{img}}\}$ .  $\tau$  is the same hyperparameter in Eq. (1). The probability score of  $\mathbf{y}$  is obtained in the same way and is denoted as  $s_{i,j}^{\mathbf{y}}$ .

Our probability distribution alignment loss is given by,

$$\mathcal{L}_{\text{kl}} = \sum_i \sum_j s_{i,j}^{\mathbf{q}} \cdot \log \left( \frac{s_{i,j}^{\mathbf{q}}}{s_{i,j}^{\mathbf{y}}} \right) \quad (7)$$

**Losses.** Our network is trained end-to-end, and the loss is given by,

$$\mathcal{L}_{\text{total}} = \mathcal{L}_{\text{evt}} + \mathcal{L}_{\text{RGB}} + \lambda_1 \mathcal{L}_{\text{kl}}, \quad (8)$$

where  $\lambda_1$  is the hyper-parameter.

## 4. Experiments

### 4.1. Experimental Setup

**Pre-training dataset.** We use the N-ImageNet [19] and ImageNet-1K [11] datasets for pre-training. The N-ImageNet dataset is converted from ImageNet-1K dataset, where a moving event camera observes the monitor displayed natural RGB images. Similar to ImageNet-1K, it contains 1,781,167 samples of event data, covering 1,000 object classes. All event data are recorded in  $480 \times 640$  resolution. We resize them into  $224 \times 224$  resolution, and use the officially splitted training partitions for pre-training.

**Implementation.** We use the ViT-S/16 as default backbone for  $f_e$  and  $f_m$ , and the same projection head as MoCo-v3 for  $h_e^{\text{evt}}$ ,  $h_m^{\text{evt}}$ , and  $h_e^{\text{img}}$ . We use SSL pre-trained ViT-B/32 as the RGB image backbone  $f_l$ , and set  $h_l$  to a single

Table 1: Comparison of object recognition accuracies on the N-ImageNet dataset [19]. We mainly consider three backbones, i. e., ViT-S/16, ViT-B/16, and ResNet50. We show the top-1 and top-5 accuracies (i. e., acc@1 and acc@5 (%)) for both linear probing and fine-tuning. For linear probing, we simply project features from pre-trained networks using a single linear layer.

Method	Architecture	Parameters	Pre-training Epoch	Linear Probing		Fine-tuning	
				acc@1	acc@5	acc@1	acc@5
<i>Training from scratch, i. e., random weight initialization.</i>							
ViT [13]	ViT-S/16	21M	-	-	-	46.70	69.89
ViT [13]	ViT-B/16	86M	-	-	-	51.23	74.50
ResNet [18]	ResNet50	23M	-	-	-	48.95	73.24
<i>Transfer learning of supervised pre-training methods, i. e., initial weights learned in a supervised manner.</i>							
ViT [13]	ViT-S/16	21M	300	-	-	60.48	83.02
ViT [13]	ViT-B/16	86M	300	-	-	62.98	84.75
ResNet [18]	ResNet50	23M	90	-	-	57.37	80.93
<i>Transfer learning of self-supervised pre-training methods, i. e., initial weights learned in a self-supervised manner.</i>							
SimCLR [6]	ResNet50	23M	100	-	-	56.07	80.49
MoCo-v2 [7]	ResNet50	23M	200	-	-	50.46	75.67
MoCo-v3 [9]	ViT-S/16	21M	300	-	-	45.77	68.89
BeiT [1]	ViT-B/16	86M	800	-	-	47.15	69.27
iBoT [38]	ViT-S/16	21M	800	-	-	19.55	38.72
MAE [16]	ViT-B/16	86M	800	-	-	51.25	72.64
Ours	ViT-S/16	21M	300	<b>59.90</b>	<b>82.26</b>	<b>64.83</b>	<b>86.30</b>

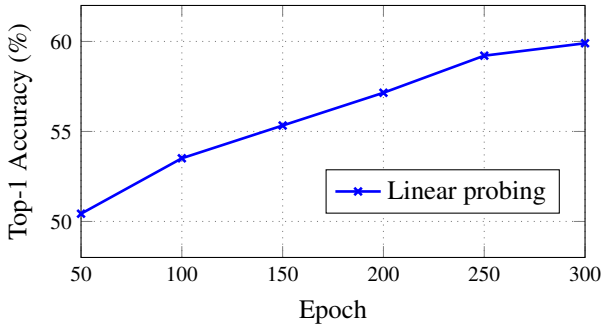


Figure 3: The linear probing accuracy of our method with respect to the number of training epochs.

linear layer. The hyper-parameters  $\lambda_1$  is set to 2. Please refer to the supplementary material for optimization schemes, ablation of  $f_e$ ,  $f_l$  and  $h_l$ , and more details. All experiments are conducted within the Pytorch framework [26]. Our code and pre-trained models will be released.

**Baselines.** We explore three backbones, i. e., ViT-S/16, ViT-B/16, and ResNet50. Our method is compared with three group of methods: 1) Training from scratch. For this group, we train state-of-the-art methods with random weight initialization; 2) Transfer learning of supervised pre-training methods. The initial weights of state-of-the-art methods are obtained in a supervised manner using

the ImageNet-1K dataset; 3) Transfer learning of self-supervised pre-training methods. The initial weights of state-of-the-art methods are obtained in a self-supervised manner using the ImageNet-1K dataset.

**Transfer learning tasks.** We evaluate our model and state-of-the-art methods on diverse downstream tasks including object recognition, optical flow estimation, semantic segmentation, and so forth. We present the performance of object recognition and flow estimation in the main paper. For experiments on the remaining downstream tasks, please refer to the supplementary material.

## 4.2. Object Recognition

We first show our object recognition performance on the large-scale N-ImageNet [19] dataset and then report our performance on three small-scale datasets, N-Cars [32], N-Caltech101 [25], and CIFAR-10-DVS [10].

**Results on the large-scale N-ImageNet dataset.** The comparisons are given in Tab. 1. It shows that fine-tuning our pre-trained model achieves a top-1 accuracy at 64.84%, outperforming all other baselines. Moreover, even linear probing of our pre-trained model achieves good performance, with a top-1 accuracy at 59.90%, outperforming methods in the self-supervised group. The performance of our linear probing accuracy with respect to increasing number of training epochs is given in Fig. 3.



Table 2: Comparison of object recognition accuracies on the N-Cars [32], N-Caltech101 [25], and CIFAR-10-DVS [10] datasets. We show the top-1 accuracies for clarity.

Method	Architecture	N-Cars	N-Caltech101	CIFAR-10-DVS
<i>Training from scratch.</i>				
ViT [13]	ViT-S/16	89.14	55.63	52.45
ViT [13]	ViT-B/16	93.09	67.11	55.15
ResNet [18]	ResNet50	91.20	62.69	56.65
<i>Transfer learning of supervised pre-training methods.</i>				
ViT [13]	ViT-S/16	96.76	85.02	76.10
ViT [13]	ViT-B/16	97.56	86.45	77.45
ResNet [18]	ResNet50	97.61	86.51	73.40
<i>Transfer learning of self-supervised pre-training methods.</i>				
SimCLR [6]	ResNet50	97.10	86.57	75.15
MoCo-v2 [7]	ResNet50	96.64	84.16	74.65
MoCo-v3 [9]	ViT-S/16	95.33	76.59	68.40
BeiT [1]	ViT-B/16	90.61	53.10	53.15
iBoT [38]	ViT-S/16	92.30	47.36	56.10
MAE [16]	ViT-B/16	95.34	67.68	68.65
Ours	ViT-S/16	<b>97.93</b>	<b>87.66</b>	<b>78.00</b>

Table 3: Comparison of optical flow estimation on the MVSEC dataset [39]. We use average end-point error (AEE) and percentage of outliers (%) for evaluation. Similar to the KITTI benchmark [21], the outlier measures the percentage of pixels that has end-out-error larger than three units and 5% of the ground truth optical flow.

Method	Backbone	<i>indoor_flying1</i>		<i>indoor_flying2</i>		<i>indoor_flying3</i>	
		AEE	Outlier	AEE	Outlier	AEE	Outlier
<i>Training from scratch.</i>							
ViT [13]	ViT-S/16	0.68	0.13	1.38	7.58	1.08	3.76
ViT [13]	ViT-B/16	0.64	0.19	1.36	7.21	1.05	3.86
ResNet [18]	ResNet50	0.73	0.66	1.55	9.81	1.23	5.77
<i>Transfer learning of supervised pre-training methods.</i>							
ViT [13]	ViT-S/16	0.88	3.06	1.79	16.63	1.49	8.66
ViT [13]	ViT-B/16	0.65	0.45	1.34	7.65	1.11	4.96
ResNet [18]	ResNet50	<b>0.60</b>	0.23	1.37	8.76	1.15	5.34
<i>Transfer learning of self-supervised pre-training methods</i>							
SimCLR [6]	ResNet50	0.65	0.49	1.45	9.33	1.19	5.51
MoCo-v2 [7]	ResNet50	0.61	0.46	1.36	8.68	1.13	5.20
MoCo-v3 [9]	ViT-S/16	0.66	0.35	1.41	8.23	1.17	5.10
BeiT [1]	ViT-B/16	0.64	0.29	1.32	7.34	1.07	4.32
iBoT [38]	ViT-S/16	0.80	0.81	1.47	8.77	1.16	5.43
MAE [16]	ViT-B/16	0.61	0.17	1.29	6.95	1.11	4.64
Ours	ViT-S/16	0.61	<b>0.05</b>	<b>1.26</b>	<b>6.69</b>	<b>1.00</b>	<b>3.11</b>

For methods (except ours) in the self-supervised group, we find that they overfit easily (even achieving 100% top-1 training accuracy) when fine-tuning on the N-ImageNet dataset, though we have tried our best to use diverse regularization techniques. This further demonstrates the value of

this paper – a self-supervised learning framework for event camera data pre-training.

Overall, we significantly outperform the state-of-the-art self-supervised methods (SimCLR, MoCo-v2, MoCo-v3, BeiT, iBoT, and MAE), by 8.76%, 14.37%, 19.06%,




Figure 4: *Optical flow predictions examples of our method on the MVSEC dataset [39]. (a)/(d) are event images, where red and blue indicate positive and negative events. (b)/(e) are ground truth optical flows. (c)/(f) are predicted optical flows by using our method.*

17.68%, 45.28%, and 13.58% top-1 accuracy in the fine-tuning evaluation. For more analysis of the performance, please refer to the supplementary material.

**Results on other small-scale datasets.** The comparisons on N-cars [32], N-Caltech101 [25], and CIFAR-10-DVS [10] datasets are given in Tab. 2, using same network configurations as Tab. 1. Note that the N-Caltech101 and CIFAR-10-DVS have not provided training and testing splits. We therefore randomly split it for generating training and testing datasets (given in the supplementary material). Our method outperforms all other self-supervised methods, with 97.93%, 87.66%, and 78.00% top-1 accuracy on N-Cars, N-Caltech101 and CIFAR-10-DVS datasets, respectively. More analysis of the performance of state-of-the-art methods are given in the supplementary material.

### 4.3. Optical Flow Estimation

We show our optical flow estimation performance on the MVSEC dataset [39]. Following [16, 1], we simply append a decoder network to pre-trained networks to estimate the

optical flow. Please refer to the supplementary material for architecture details and train-test splitting. We consider three evaluation scenes: ‘indoor\_flying1’, ‘indoor\_flying2’, and ‘indoor\_flying3’. The comparisons are given in Tab. 3.

Compared with other methods, our method have lower AEEs and outlier ratios, showing the effectiveness of our pre-trained model for the optical flow estimation task. Interestingly, our self-supervised ViT-based model outperforms supervised ResNet-based model, which is previously considered as a standard backbone for the optical flow task. We show optical flow predictions examples of our method in Fig. 4. More analysis of the performance of state-of-the-art methods are given in the supplementary material.

### 4.4. Discussion

We visualize attention maps of our pre-trained model in Fig. 5, where features from the last layer of our pre-trained model are used to compute the attention map (please refer to our supplementary materials for details). The results show that our pre-trained model successfully focuses on semantic




Figure 5: Attention maps of our pre-trained model (without any fine-tuning) on sample data from the N-ImageNet dataset [19]. (a)/(d) are event images. Similarly, we use red and blue indicate positive and negative events. (b)/(e) are corresponding natural RGB images used for visualization assistance. (c)/(f) are our attention maps.

meaningful objects on the noisy event images (e.g., spider on the second row of Fig. 5). This strong pattern discovery ability of our method potentially explains the effectiveness of our pre-trained model when transferring to diverse downstream tasks.

## 5. Conclusion

In this paper, we have trained a neural network for processing event camera data, in a self-supervised learning framework. The method contains three key components: a family of event data augmentations, a conditional masking strategy, and a contrastive learning approach. Our key insight is enforcing the similarity of embeddings between

matching event images and between paired event-RGB images to pre-train our model. Extensive experiments on downstream tasks (e.g., object recognition, optical flow estimation, etc.) demonstrate the superiority of our method over past methods.

**Broader impacts.** There are diverse potential extensions of our method. For example, our model is promising to achieve zero-shot or few-shot learning by using existing vision-language methods from the RGB image domain, due to event data and RGB images are aligned in our feature space. We hope this paper will inspire future work.

**Acknowledgment.** Liyuan Pan’s work was supported in part by the Beijing Institute of Technology Research Fund Program for Young Scholars.



## References

- [1] Hangbo Bao, Li Dong, Songhao Piao, and Furu Wei. Beit: BERT pre-training of image transformers. In *The Tenth International Conference on Learning Representations, ICLR 2022, Virtual Event, April 25-29, 2022*. OpenReview.net, 2022. [2](#), [5](#), [6](#), [7](#)
- [2] Jonathan Binas, Daniel Neil, Shih-Chii Liu, and Tobi Delbrück. DDD17: end-to-end DAVIS driving dataset. *CoRR*, abs/1711.01458, 2017. [1](#), [2](#)
- [3] Mathilde Caron, Ishan Misra, Julien Mairal, Priya Goyal, Piotr Bojanowski, and Armand Joulin. Unsupervised learning of visual features by contrasting cluster assignments. In Hugo Larochelle, Marc’Aurelio Ranzato, Raia Hadsell, Maria-Florina Balcan, and Hsuan-Tien Lin, editors, *Advances in Neural Information Processing Systems 33: Annual Conference on Neural Information Processing Systems 2020, NeurIPS 2020, December 6-12, 2020, virtual*, 2020. [2](#)
- [4] Mathilde Caron, Hugo Touvron, Ishan Misra, Hervé Jégou, Julien Mairal, Piotr Bojanowski, and Armand Joulin. Emerging properties in self-supervised vision transformers. In *2021 IEEE/CVF International Conference on Computer Vision, ICCV 2021, Montreal, QC, Canada, October 10-17, 2021*, pages 9630–9640. IEEE, 2021. [2](#)
- [5] Mark Chen, Alec Radford, Rewon Child, Jeffrey Wu, Heewoo Jun, David Luan, and Ilya Sutskever. Generative pre-training from pixels. In *Proceedings of the 37th International Conference on Machine Learning, ICML 2020, 13-18 July 2020, Virtual Event*, volume 119 of *Proceedings of Machine Learning Research*, pages 1691–1703. PMLR, 2020. [2](#)
- [6] Ting Chen, Simon Kornblith, Mohammad Norouzi, and Geoffrey E. Hinton. A simple framework for contrastive learning of visual representations. In *Proceedings of the 37th International Conference on Machine Learning, ICML 2020, 13-18 July 2020, Virtual Event*, volume 119 of *Proceedings of Machine Learning Research*, pages 1597–1607. PMLR, 2020. [2](#), [5](#), [6](#)
- [7] Xinlei Chen, Haoqi Fan, Ross Girshick, and Kaiming He. Improved baselines with momentum contrastive learning. *arXiv preprint arXiv:2003.04297*, 2020. [2](#), [5](#), [6](#)
- [8] Xinlei Chen and Kaiming He. Exploring simple siamese representation learning. In *IEEE Conference on Computer Vision and Pattern Recognition, CVPR 2021, virtual, June 19-25, 2021*, pages 15750–15758. Computer Vision Foundation / IEEE, 2021. [2](#)
- [9] Xinlei Chen\*, Saining Xie\*, and Kaiming He. An empirical study of training self-supervised vision transformers. *arXiv preprint arXiv:2104.02057*, 2021. [2](#), [5](#), [6](#)
- [10] Wensheng Cheng, Hao Luo, Wen Yang, Lei Yu, and Wei Li. Structure-aware network for lane marker extraction with dynamic vision sensor. *CoRR*, abs/2008.06204, 2020. [2](#), [5](#), [6](#), [7](#)
- [11] Jia Deng, Wei Dong, Richard Socher, Li-Jia Li, Kai Li, and Li Fei-Fei. Imagenet: A large-scale hierarchical image database. In *2009 IEEE Computer Society Conference on Computer Vision and Pattern Recognition (CVPR 2009)*, 20-25 June 2009, Miami, Florida, USA, pages 248–255. IEEE Computer Society, 2009. [4](#)
- [12] Jacob Devlin, Ming-Wei Chang, Kenton Lee, and Kristina Toutanova. BERT: pre-training of deep bidirectional transformers for language understanding. In Jill Burstein, Christy Doran, and Thamar Solorio, editors, *Proceedings of the 2019 Conference of the North American Chapter of the Association for Computational Linguistics: Human Language Technologies, NAACL-HLT 2019, Minneapolis, MN, USA, June 2-7, 2019, Volume 1 (Long and Short Papers)*, pages 4171–4186. Association for Computational Linguistics, 2019. [2](#)
- [13] Alexey Dosovitskiy, Lucas Beyer, Alexander Kolesnikov, Dirk Weissenborn, Xiaohua Zhai, Thomas Unterthiner, Mostafa Dehghani, Matthias Minderer, Georg Heigold, Sylvain Gelly, Jakob Uszkoreit, and Neil Houlsby. An image is worth 16x16 words: Transformers for image recognition at scale. In *9th International Conference on Learning Representations, ICLR 2021, Virtual Event, Austria, May 3-7, 2021*. OpenReview.net, 2021. [2](#), [5](#), [6](#)
- [14] Patrick Esser, Robin Rombach, and Björn Ommer. Taming transformers for high-resolution image synthesis. In *IEEE Conference on Computer Vision and Pattern Recognition, CVPR 2021, virtual, June 19-25, 2021*, pages 12873–12883. Computer Vision Foundation / IEEE, 2021. [2](#)
- [15] Jean-Bastien Grill, Florian Strub, Florent Altché, Corentin Tallec, Pierre H. Richemond, Elena Buchatskaya, Carl Doersch, Bernardo Ávila Pires, Zhaohan Guo, Mohammad Gheshlaghi Azar, Bilal Piot, Koray Kavukcuoglu, Rémi Munos, and Michal Valko. Bootstrap your own latent - A new approach to self-supervised learning. In Hugo Larochelle, Marc’Aurelio Ranzato, Raia Hadsell, Maria-Florina Balcan, and Hsuan-Tien Lin, editors, *Advances in Neural Information Processing Systems 33: Annual Conference on Neural Information Processing Systems 2020, NeurIPS 2020, December 6-12, 2020, virtual*, 2020. [2](#)
- [16] Kaiming He, Xinlei Chen, Saining Xie, Yanghao Li, Piotr Dollár, and Ross B. Girshick. Masked autoencoders are scalable vision learners. In *IEEE/CVF Conference on Computer Vision and Pattern Recognition, CVPR 2022, New Orleans, LA, USA, June 18-24, 2022*, pages 15979–15988. IEEE, 2022. [2](#), [5](#), [6](#), [7](#)
- [17] Kaiming He, Haoqi Fan, Yuxin Wu, Saining Xie, and Ross B. Girshick. Momentum contrast for unsupervised visual representation learning. In *2020 IEEE/CVF Conference on Computer Vision and Pattern Recognition, CVPR 2020, Seattle, WA, USA, June 13-19, 2020*, pages 9726–9735. Computer Vision Foundation / IEEE, 2020. [2](#), [4](#)
- [18] Kaiming He, Xiangyu Zhang, Shaoqing Ren, and Jian Sun. Deep residual learning for image recognition. *CoRR*, abs/1512.03385, 2015. [5](#), [6](#)
- [19] Junho Kim, Jaehyeok Bae, Gangin Park, Dongsu Zhang, and Young Min Kim. N-imagenet: Towards robust, fine-grained object recognition with event cameras. In *2021 IEEE/CVF International Conference on Computer Vision, ICCV 2021, Montreal, QC, Canada, October 10-17, 2021*, pages 2126–2136. IEEE, 2021. [1](#), [2](#), [4](#), [5](#), [8](#)
- [20] Ana I. Maqueda, Antonio Loquercio, Guillermo Gallego, Narciso García, and Davide Scaramuzza. Event-based vision

- meets deep learning on steering prediction for self-driving cars. In *2018 IEEE Conference on Computer Vision and Pattern Recognition, CVPR 2018, Salt Lake City, UT, USA, June 18-22, 2018*, pages 5419–5427. Computer Vision Foundation / IEEE Computer Society, 2018. [3](#)
- [21] M. Menze, Christian Heipke, and Andreas Geiger. Joint 3d estimation of vehicles and scene flow. *ISPRS Annals of Photogrammetry, Remote Sensing and Spatial Information Sciences*, II-3/W5:427–434, 08 2015. [6](#)
- [22] Nico Messikommer, Daniel Gehrig, Mathias Gehrig, and Davide Scaramuzza. Bridging the gap between events and frames through unsupervised domain adaptation. *IEEE Robotics Autom. Lett.*, 7(2):3515–3522, 2022. [1](#)
- [23] Nico Messikommer, Daniel Gehrig, Antonio Loquercio, and Davide Scaramuzza. Event-based asynchronous sparse convolutional networks. In Andrea Vedaldi, Horst Bischof, Thomas Brox, and Jan-Michael Frahm, editors, *Computer Vision - ECCV 2020 - 16th European Conference, Glasgow, UK, August 23-28, 2020, Proceedings, Part VIII*, volume 12353 of *Lecture Notes in Computer Science*, pages 415–431. Springer, 2020. [2](#)
- [24] Anindya Mondal, Shashant R, Jhony H. Giraldo, Thierry Bouwmans, and Ananda S. Chowdhury. Moving object detection for event-based vision using graph spectral clustering. In *IEEE/CVF International Conference on Computer Vision Workshops, ICCVW 2021, Montreal, BC, Canada, October 11-17, 2021*, pages 876–884. IEEE, 2021. [1](#)
- [25] Garrick Orchard, Ajinkya Jayawant, Gregory Cohen, and Nitish V. Thakor. Converting static image datasets to spiking neuromorphic datasets using saccades. *CoRR*, abs/1507.07629, 2015. [2](#), [5](#), [6](#), [7](#)
- [26] Adam Paszke, Sam Gross, Francisco Massa, Adam Lerer, James Bradbury, Gregory Chanan, Trevor Killeen, Zeming Lin, Natalia Gimelshein, Luca Antiga, Alban Desmaison, Andreas Köpf, Edward Z. Yang, Zachary DeVito, Martin Raison, Alykhan Tejani, Sasank Chilamkurthy, Benoit Steiner, Lu Fang, Junjie Bai, and Soumith Chintala. Pytorch: An imperative style, high-performance deep learning library. In Hanna M. Wallach, Hugo Larochelle, Alina Beygelzimer, Florence d’Alché-Buc, Emily B. Fox, and Roman Garnett, editors, *Advances in Neural Information Processing Systems 32: Annual Conference on Neural Information Processing Systems 2019, NeurIPS 2019, December 8-14, 2019, Vancouver, BC, Canada*, pages 8024–8035, 2019. [5](#)
- [27] Etienne Perot, Pierre de Tournemire, Davide Nitti, Jonathan Masci, and Amos Sironi. Learning to detect objects with a 1 megapixel event camera. In Hugo Larochelle, Marc’Aurelio Ranzato, Raia Hadsell, Maria-Florina Balcan, and Hsuan-Tien Lin, editors, *Advances in Neural Information Processing Systems 33: Annual Conference on Neural Information Processing Systems 2020, NeurIPS 2020, December 6-12, 2020, virtual*, 2020. [1](#)
- [28] Alec Radford, Jeff Wu, Rewon Child, David Luan, Dario Amodei, and Ilya Sutskever. Language models are unsupervised multitask learners. 2019. [2](#)
- [29] Jason Tyler Rolfe. Discrete variational autoencoders. In *5th International Conference on Learning Representations, ICLR 2017, Toulon, France, April 24-26, 2017, Conference Track Proceedings*. OpenReview.net, 2017. [2](#)
- [30] Cedric Scheerlinck, Nick Barnes, and Robert E. Mahony. Continuous-time intensity estimation using event cameras. In C. V. Jawahar, Hongdong Li, Greg Mori, and Konrad Schindler, editors, *Computer Vision - ACCV 2018 - 14th Asian Conference on Computer Vision, Perth, Australia, December 2-6, 2018, Revised Selected Papers, Part V*, volume 11365 of *Lecture Notes in Computer Science*, pages 308–324. Springer, 2018. [2](#)
- [31] Cedric Scheerlinck, Henri Rebecq, Daniel Gehrig, Nick Barnes, Robert E. Mahony, and Davide Scaramuzza. Fast image reconstruction with an event camera. In *IEEE Winter Conference on Applications of Computer Vision, WACV 2020, Snowmass Village, CO, USA, March 1-5, 2020*, pages 156–163. IEEE, 2020. [2](#)
- [32] Amos Sironi, Manuele Brambilla, Nicolas Bourdis, Xavier Lagorce, and Ryad Benosman. HATS: histograms of averaged time surfaces for robust event-based object classification. In *2018 IEEE Conference on Computer Vision and Pattern Recognition, CVPR 2018, Salt Lake City, UT, USA, June 18-22, 2018*, pages 1731–1740. Computer Vision Foundation / IEEE Computer Society, 2018. [2](#), [5](#), [6](#), [7](#)
- [33] Zhaoning Sun, Nico Messikommer, Daniel Gehrig, and Davide Scaramuzza. ESS: learning event-based semantic segmentation from still images. In Shai Avidan, Gabriel J. Brostow, Moustapha Cissé, Giovanni Maria Farinella, and Tal Hassner, editors, *Computer Vision - ECCV 2022 - 17th European Conference, Tel Aviv, Israel, October 23-27, 2022, Proceedings, Part XXXIV*, volume 13694 of *Lecture Notes in Computer Science*, pages 341–357. Springer, 2022. [1](#)
- [34] Aäron van den Oord, Yazhe Li, and Oriol Vinyals. Representation learning with contrastive predictive coding. *CoRR*, abs/1807.03748, 2018. [3](#)
- [35] Lin Wang, S. Mohammad Mostafavi I., Yo-Sung Ho, and Kuk-Jin Yoon. Event-based high dynamic range image and very high frame rate video generation using conditional generative adversarial networks. In *IEEE Conference on Computer Vision and Pattern Recognition, CVPR 2019, Long Beach, CA, USA, June 16-20, 2019*, pages 10081–10090. Computer Vision Foundation / IEEE, 2019. [2](#)
- [36] David Weikersdorfer, David B. Adrian, Daniel Cremers, and Jörg Conradt. Event-based 3d SLAM with a depth-augmented dynamic vision sensor. In *2014 IEEE International Conference on Robotics and Automation, ICRA 2014, Hong Kong, China, May 31 - June 7, 2014*, pages 359–364. IEEE, 2014. [1](#)
- [37] Zhirong Wu, Yuanjun Xiong, Stella X. Yu, and Dahua Lin. Unsupervised feature learning via non-parametric instance discrimination. In *2018 IEEE Conference on Computer Vision and Pattern Recognition, CVPR 2018, Salt Lake City, UT, USA, June 18-22, 2018*, pages 3733–3742. Computer Vision Foundation / IEEE Computer Society, 2018. [2](#)
- [38] Jinghao Zhou, Chen Wei, Huiyu Wang, Wei Shen, Cihang Xie, Alan L. Yuille, and Tao Kong. Image BERT pre-training with online tokenizer. In *The Tenth International Conference on Learning Representations, ICLR 2022, Vir-*

*tual Event*, April 25-29, 2022. OpenReview.net, 2022. 2, 5, 6

- [39] Alex Zihao Zhu, Dinesh Thakur, Tolga Özaslan, Bernd Pfrommer, Vijay Kumar, and Kostas Daniilidis. The multi vehicle stereo event camera dataset: An event camera dataset for 3d perception. *CoRR*, abs/1801.10202, 2018. 1, 2, 6, 7