

Adaptive Quantum Amplitude Estimation

Xi Lu¹ and Hongwei Lin^{1,*}

¹*School of Mathematical Science, Zhejiang University, Hangzhou, 310027, China*

The maximum likelihood amplitude estimation (MLAE) algorithm is a practical solution to the quantum amplitude estimation problem, which has a theoretically quadratic speedup over classical Monte Carlo method. However, we find that MLAE is not unbiased, which is one of the major causes of its inaccuracy. We propose an adaptive quantum amplitude estimation (AQAE) algorithm by choosing MLAE parameters adaptively to avoid critical points. We also do numerical experiments to show that our algorithm is approximately unbiased and more efficient than MLAE.

I. INTRODUCTION

Quantum computing is an emerging subject that studies faster solutions on quantum computers over classical ones. Early quantum algorithms have achieved astonishing speedups over known classical algorithms, such as the quadratic speedup of Grover's search [1], and the exponential speedup of Shor's integer factorization [2]. Later algorithms like quantum approximate optimization algorithms (QAOA) [3–5], variational quantum eigen solver (VQE) [6, 7] and quantum neural networks (QNN) [8, 9] also shows great potentials in quantum computing.

The *amplitude estimation* problem [10] is one of the most fundamental problems in quantum computing, a quantum variant of the classical Monte Carlo problem. Let \mathcal{A} be any quantum algorithm that performs the following unitary transformation,

$$\mathcal{A}|00\cdots 0\rangle = \sqrt{1-a}|\psi_0\rangle|0\rangle + \sqrt{a}|\psi_1\rangle|1\rangle = \cos\phi|\psi_0\rangle|0\rangle + \sin\phi|\psi_1\rangle|1\rangle. \quad (1)$$

The goal of amplitude estimation problem is to estimate a . It is derived from the well-known phase estimation problem, and has been widely applied in quantum chemistry [11–13] and machine learning [14, 15] in recent studies.

The earliest solution [10] is a combination of quantum phase estimation and Grover's search. There are some later researches [16–19] that improve the robustness of phase estimation. The modified Grover's operator [20] is an approach that is designed to perform robustly under depolarizing noise. However, most of the recent researches study amplitude estimation algorithms without the use of phase estimation, since it is believed that the controlled amplification operations required by phase estimation can be different to implement on *noise intermediate-scale quantum* devices. The *maximum likelihood amplitude estimation* (MLAE) [21] algorithm is an approach without phase estimation, which is proved to have an error convergence $O(N^{-1})$ asymptotically when using an exponential incremental sequence (EIS), which is quadratically faster than $O(N^{-1/2})$ for classical Monte Carlo algorithm. The error convergence $O(N^{-1})$ is also known as the Heisenberg limit [22]. There is a variant of MLAE [23] that is built for noisy devices without estimating the noise parameters. The iterative quantum amplitude estimation (IQPE) [24] is another approach without phase estimation, which is proved rigorously to achieve a quadratic speedup up to a double-logarithmic factor compared to classical Monte Carlo (MC) estimation. The variational amplitude estimation [25] is a variational quantum algorithm based on constant-depth quantum circuits that also outperforms MC. There are also several other approaches [26, 27].

In this paper, we dive further into MLAE. In more precise experiments we find that the MLAE algorithm is not unbiased, and the bias behaves periodically with respect to the ground truth a , as shown in Fig. 1. Moreover, statistics theories show that the variance of any estimation \tilde{a} follows the *Cramér-Rao inequality* [28],

$$\mathbb{E}[(\tilde{a} - a)^2] \geq \frac{[1 + b'(a)]^2}{\mathcal{F}(a)} + b(a)^2, \quad (2)$$

* hwlin@zju.edu.cn

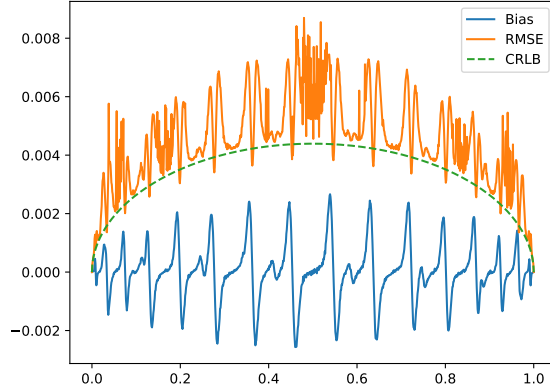


FIG. 1: The bias and root of mean squared error (RMSE) of MLAE, for different a . The unbiased Cramér-Rao lower bound (CRLB) is the ideal distribution of RMSE, which is equal to Eq. (2) where $b(a) = 0$.

where $b(a) = \mathbb{E}[\tilde{a} - a]$ is the *bias*, and the *Fisher information* \mathcal{F} is defined as,

$$\mathcal{F}(a) = \mathbb{E} \left[\left(\frac{\partial \ln L(a)}{\partial a} \right)^2 \right], \quad (3)$$

where L is the likelihood function of MLAE. An estimation is *fully efficient* [29] if it is unbiased and saturates the Cramér-Rao inequality. From Fig. 1, we can see that MLAE is approximately unbiased and close to the unbiased Cramér-Rao lower bound in most area, except some periodical small intervals. We improve MLAE and propose the adaptive quantum amplitude estimation (AQAE) algorithm in this paper by introducing an adaptive rule to avoid these small intervals, and show that our estimation algorithm is approximately efficient with numerical experiments.

II. PRELIMINARY

Most amplitude estimation algorithms are based on a general procedure called *amplitude amplification* [10], which performs the transformation

$$\mathcal{Q}^m \mathcal{A} |00 \cdots 0\rangle = \cos[(2m+1)\phi] |\psi_0\rangle |0\rangle + \sin[(2m+1)\phi] |\psi_1\rangle |1\rangle, \quad (4)$$

where

$$\mathcal{Q} = \mathcal{A}(2|00 \cdots 0\rangle\langle 00 \cdots 0| - \mathbf{I})\mathcal{A}^{-1}(\mathbf{I} \otimes \mathbf{Z}). \quad (5)$$

By measuring the last qubit with respect to the computational basis we obtain one with probability $\sin^2[(2m+1)\phi]$, and zero with probability $\cos^2[(2m+1)\phi]$. Such amplitude amplification process requires $(2m+1)$ calls to the oracle \mathcal{A} .

The MLAE algorithm requires parameters $\{m_k, R_k\}_{k=1}^K$. For each k the state $\mathcal{Q}^{m_k} \mathcal{A} |00 \cdots 0\rangle$ is measured for R_k times. Let h_k be the number of ones in all R_k measurement results. The final estimation \tilde{a} is obtained by maximizing the likelihood function

$$L(a) := \prod_{k=1}^K \ell_k(\phi), \quad (6)$$

where $a \equiv \sin^2 \phi$, and

$$\ell_k(\phi) := [\sin^2(M_k \phi)]^{h_k} [\cos^2(M_k \phi)]^{R_k - h_k}, \quad (7)$$

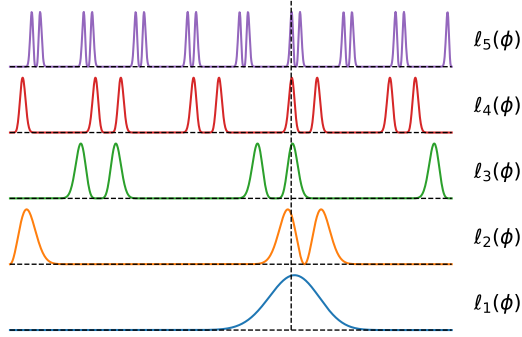


FIG. 2: An illustration of how MLAE works. The curves illustrate the function $\ell_k(\phi)$ for each k . Here $M_1 = 1$, $M_k = 2^k + 1$ ($k = 2, 3, 4, 5$).

where $M_k \equiv 2m_k + 1$.

The Fig. 2 illustrates how MLAE works. Generally the function $\ell_k(\phi)$ has M_k peaks. For $M_1 = 1$, there is a single smooth peak in the likelihood function $\ell_1(\phi)$. For bigger M_k s, the peaks are sharper and thus have better estimation ability, but there is more than one peak. So we cannot get more accurate estimation with $\ell_k(\phi)$ alone. The MLAE algorithm combines the information of $\ell_k(\phi)$ for different M_k s by multiplying all those likelihood functions, thus obtaining a likelihood function L that has only one sharp peak.

By calculation the Fisher information of MLAE is [21],

$$\mathcal{F}(a) = \frac{1}{a(1-a)} \sum_k R_k M_k^2. \quad (8)$$

In most application problems the major complexity lies in the oracle \mathcal{A} itself. Therefore, the time cost of MLAE is,

$$N = \sum_k R_k M_k. \quad (9)$$

The original article about MLAE algorithm [21] presents two strategies of choosing parameters,

- Linear Incremental Sequence (LIS): $m_k = k - 1$ and $R_k = R$ for $k = 1, 2, \dots, K$, which has error convergence $\varepsilon \sim N^{-3/4}$;
- Exponential Incremental Sequence (EIS): $m_1 = 0$, $m_k = 2^{k-2}$ ($k = 2, 3, \dots, K$) and $R_k = R$ ($k = 1, 2, \dots, K$), which has error convergence $\varepsilon \sim N^{-1}$.

As MLAE is approximately unbiased and saturates the Cramér-Rao inequality in most area, the RMSE has the same error convergence as $\mathcal{F}^{-1/2}$. The MLAE algorithm with EIS fixes $R_1 = \dots = R_K = R$, and chooses $M_1 = 1$, $M_k = 2^{k-1} + 1$ ($k \geq 2$), then $N = O(R \cdot 2^K)$ and $\mathcal{F}^{-1/2} = O(R^{-1/2} \cdot 2^{-K}) = O(N^{-1})$, which is quadratically faster than MC and reaches the Heisenberg limit. But in reality, the existence of the bias term in Eq. (2) has a significant impact and violates the quadratic speedup, as is shown by the numerical experiments in the next section.

III. THEORY AND ALGORITHM

In the beginning of this section, we set up a model for the bias of MLAE. We call,

$$\left\{ \sin^2 \left(\frac{j}{m} \frac{\pi}{2} \right) \middle| j = 1, 2, \dots, m-1 \right\} \quad (10)$$

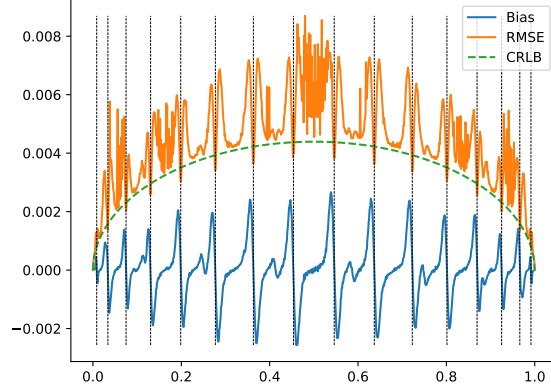


FIG. 3: The bias and RMSE of MLAE with parameters $K = 5, R = 32$. The vertical black dashed lines are the critical points of order $M_5 = 2^4 + 1 = 17$.

the *critical points* of order m . In MLAE, consider two values on each side of some critical point $\sin^2(j\pi/2M_K)$, namely $a_{\pm} = \sin^2(\phi_{\pm}) = \sin^2(j\pi/2M_K \pm \varepsilon)$. It is harder for the likelihood function Eq. (6) to tell apart $a_{\pm} = \sin^2(\phi_{\pm}) = \sin^2(j\pi/2M_K \pm \varepsilon)$ when ε is small, as $\ell_K(\phi_+) = \ell_K(\phi_-)$, and thus they can only be told apart by other terms $\{\ell_k(\phi)\}_{k=1}^{K-1}$ that is less sharp than $\ell_K(\phi)$. As a result, MLAE has a positive bias when a_- is the ground truth, and has a negative bias when a_+ is the ground truth. It should be mentioned that other smaller M_k s can also bring bias around their critical points, which is anyway not so obvious as M_K . Our theory concludes that MLAE has obvious bias in the intervals centered at each critical point of order M_K , as shown in Fig. 3.

By this observation, it is hard to flatten the bias curve on the whole interval $[0, 1]$ with a fixed parameter set $\{M_k, R_k\}_{k=1}^K$. The intuition of our AQAE algorithm is that we can adaptively and randomly choose the next M_k with the hope of staying away from the critical points of order M_k , namely $\{\sin^2(j\pi/2M_k) : j = 1, 2, \dots, M_k - 1\}$.

Define the score function,

$$s(M; \hat{a}) = \sin^2(2M\hat{\phi}), \quad (11)$$

where $\hat{a} \equiv \sin^2(\hat{\phi})$, which is close to zero when \hat{a} is close to a critical point of order M .

Suppose we have already performed amplitude amplification procedures with parameters $\{M_k, R_k\}_{k=1}^{K'}$, and have got the results $\{h_k\}_{k=1}^{K'}$. The Bayes theory tells us the posterior probability density distributions of \hat{a} is,

$$\rho(\hat{a}) \propto \prod_{k=1}^{K'} \ell_k(\hat{\phi}). \quad (12)$$

Combining the score function Eq. (11), we define the weight function about M as the expectation of the score function,

$$w(M) = \mathbb{E}_{\hat{a}}[s(M; \hat{a})] \propto \int_0^1 s(M; \hat{a}) \left[\prod_{k=1}^{K'} \ell_k(\hat{\phi}) \right] d\hat{a}. \quad (13)$$

Similar to the score function, if \hat{a} is distributed mostly around some critical point of M , then $w(M)$ is small. The weight function is our guidance for the adaptive choice of the subsequent parameters $\{M_k, R_k\}$. To avoid critical points, the key idea of AQAE is that the smaller $w(M_k)$ is, the smaller R_k will be.

The Eq. (4) enables us to generate a 0-1 distribution random variable with $p(1) = \sin^2[M\phi]$ for any odd number M . An important thing for AQAE is that we should generalize it to the even case. From Eq. (1) we

have,

$$\cos \phi \mathcal{A}^{-1}(|\psi_0\rangle |0\rangle) + \sin \phi \mathcal{A}^{-1}(|\psi_1\rangle |1\rangle) = |00 \cdots 0\rangle. \quad (14)$$

By the orthogonality of \mathcal{A}^{-1} we know that,

$$|\psi'\rangle := \sin \phi \mathcal{A}^{-1}(|\psi_0\rangle |0\rangle) - \cos \phi \mathcal{A}^{-1}(|\psi_1\rangle |1\rangle), \quad (15)$$

is orthogonal to $|00 \cdots 0\rangle$. That is, if we measure all qubits of $|\psi'\rangle$ under the computational basis, we will certainly get results that contain one. Moreover,

$$\mathcal{A}^{-1} |\psi_0\rangle |0\rangle = \cos \phi |00 \cdots 0\rangle + \sin \phi |\psi'\rangle, \quad (16)$$

$$\mathcal{A}^{-1} |\psi_1\rangle |1\rangle = \sin \phi |00 \cdots 0\rangle - \cos \phi |\psi'\rangle. \quad (17)$$

Define,

$$\mathcal{Q}' = \mathcal{A}^{-1}(\mathbf{I} \otimes \mathbf{Z})\mathcal{A}(2|00 \cdots 0\rangle\langle 00 \cdots 0| - \mathbf{I}). \quad (18)$$

Then,

$$\begin{aligned} \mathcal{Q}' |00 \cdots 0\rangle &= \mathcal{A}^{-1}(\mathbf{I} \otimes \mathbf{Z})\mathcal{A} |00 \cdots 0\rangle \\ &= \mathcal{A}^{-1}(\mathbf{I} \otimes \mathbf{Z})(\cos \phi |\psi_0\rangle |0\rangle + \sin \phi |\psi_1\rangle |1\rangle) \\ &= \mathcal{A}^{-1}(\cos \phi |\psi_0\rangle |0\rangle - \sin \phi |\psi_1\rangle |1\rangle) \\ &= \cos \phi (\cos \phi |00 \cdots 0\rangle + \sin \phi |\psi'\rangle) - \sin \phi (\sin \phi |00 \cdots 0\rangle - \cos \phi |\psi'\rangle) \\ &= \cos(2\phi) |00 \cdots 0\rangle + \sin(2\phi) |\psi'\rangle, \end{aligned} \quad (19)$$

and,

$$\begin{aligned} \mathcal{Q}' |\psi'\rangle &= \mathcal{A}^{-1}(\mathbf{I} \otimes \mathbf{Z})\mathcal{A}(-|\psi'\rangle) \\ &= \mathcal{A}^{-1}(\mathbf{I} \otimes \mathbf{Z})(-\sin \phi |\psi_0\rangle |0\rangle + \cos \phi |\psi_1\rangle |1\rangle) \\ &= \mathcal{A}^{-1}(-\sin \phi |\psi_0\rangle |0\rangle - \cos \phi |\psi_1\rangle |1\rangle) \\ &= -\sin \phi (\cos \phi |00 \cdots 0\rangle + \sin \phi |\psi'\rangle) - \cos \phi (\sin \phi |00 \cdots 0\rangle - \cos \phi |\psi'\rangle) \\ &= -\sin(2\phi) |00 \cdots 0\rangle + \cos(2\phi) |\psi'\rangle. \end{aligned} \quad (20)$$

Therefore, \mathcal{Q}' is a rotation by angle 2ϕ in the plane spanned by $|00 \cdots 0\rangle$ and $|\psi'\rangle$. We can deduce that,

$$\mathcal{Q}'^m |00 \cdots 0\rangle = \cos(2m\phi) |00 \cdots 0\rangle + \sin(2m\phi) |\psi'\rangle. \quad (21)$$

By measuring all qubits under the computational basis we obtain all zero with probability $\cos^2(2m\phi)$, and results containing one with probability $\sin^2(2m\phi)$. The extended amplitude amplification process requires $2m$ calls to the oracle \mathcal{A} .

In summary, no matter M is odd or even, we can obtain a random variable r_M with 0-1 distribution where $p(1) = \sin^2(M\phi)$, with a cost of M oracle calls to the oracle \mathcal{A} . When M is odd, we measure the last qubit of the state $\mathcal{Q}^{(M-1)/2} \mathcal{A} |00 \cdots 0\rangle$, and obtain one with probability $\sin^2(M\phi)$. When M is even, we measure all qubits of the state $\mathcal{Q}'^{M/2} |00 \cdots 0\rangle$, and the probability that the results contain one is $\sin^2(M\phi)$. For convenience, we use the terminology *measuring* r_M to mean that we use the procedure above to obtain a random variable of 0-1 distribution with $p(1) = \sin^2(M\phi)$. The extended amplitude amplification is crucial

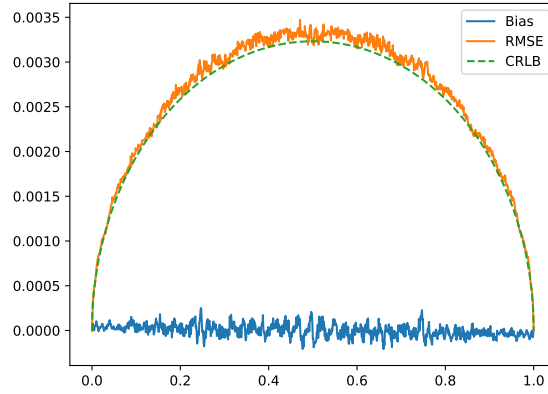


FIG. 4: The bias, RMSE and CRLB for AQAE, with parameters $K = 5$ and $R = 32$. The CRLB is calculated as the average value of $\mathcal{F}^{-1/2} = [\frac{1}{a(1-a)} \sum_k R_k M_k^2]^{-1/2}$, according to Eq. (8).

to our proposed algorithm.

Algorithm 1: Adaptive Quantum Amplitude Estimation (AQAE)

Input : K : Number of iterations; R : Number of measurements in each iteration;

Output: \tilde{a} : Estimation of a ;

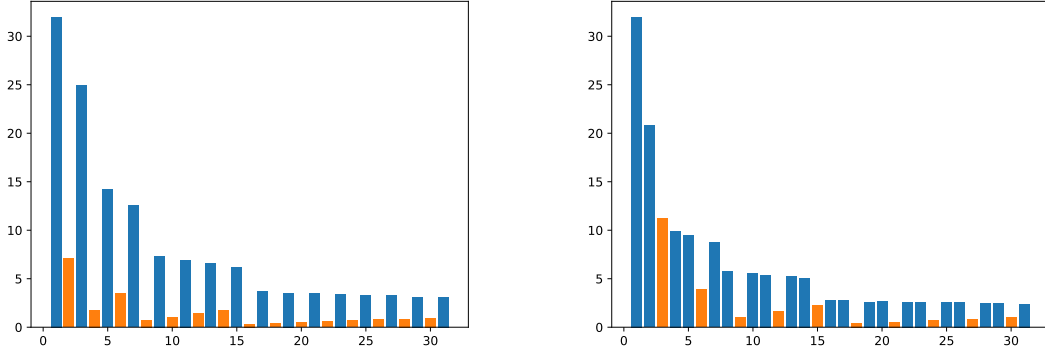
- 1 Set $M_1 = 1$ and $R_1 = R$;
 - 2 Measure r_1 for R times and let h_1 be the number of ones;
 - 3 **for** $i = 2..K$ **do**
 - 4 Calculate the weights $\{w(m)\}_{m=2^{i-1}}^{2^i-1}$;
 - 5 Set $M_m = m$ and $R_m = 0$ for $m = 2^{i-1}, \dots, 2^i - 1$;
 - 6 **for** $j = 1..R$ **do**
 - 7 Draw a random sample m_j from $\{2^{i-1}, \dots, 2^i - 1\}$, with probabilities $w(m_j) / \sum_{m=2^{i-1}}^{2^i-1} w(m)$;
 - 8 Increase R_{m_j} by one;
 - 9 **end**
 - 10 Measure r_k for R_k times and let h_k be the number of ones;
 - 11 **end**
 - 12 Calculate \tilde{a} using MLE.
-

Our algorithm is shown in Alg. 1. First we set $M_1 = 1$ and $R_1 = R$, and measure the state Eq. (1) directly for R times to obtain h_1 . In the second iteration, we set $M_2 = 2$ and $M_3 = 3$, and compute $w(2)$ and $w(3)$. We draw R samples from $\{2, 3\}$ with probabilities $\left\{ \frac{w(2)}{w(2)+w(3)}, \frac{w(3)}{w(2)+w(3)} \right\}$, and set R_2, R_3 to be the number of 2 and 3 in the outcome, respectively. In the third iteration we run the same procedure for $M_4 = 4, M_5 = 5, M_6 = 6, M_7 = 7$. After all K iterations, we apply the MLE to obtain the result \tilde{a} .

We carry out several numerical experiments to show the efficiency of AQAE algorithm. All the quantum outputs in the experiments are obtained by sampling the theoretic distribution functions. First, in comparison to Fig. 1, the bias and RMSE curve for AQAE is shown in Fig. 4. We find that the bias intensity of AQAE is much lower than MLAE. Besides, the RMSE curve is smooth and close to the average CRLB curve.

To illustrate how the parameters chosen by AQAE vary with different a s, we make statistics for two typical a s, as shown in Fig. 5. In Fig. 5 (a) all even M_k s are chosen less frequently than odd M_k s, since a is a critical point of order 2. In Fig. 5 (b) all M_k s that are multiples of 3 are chosen less frequently since a is a critical point of order 3. This set of experiments show that AQAE can effectively avoid critical points.

Finally, we compare different amplitude estimation algorithms and take the time cost into consideration. In this experiment we uniformly randomly draw 2^{16} samples in the interval $[0, 1]$ as a , and compare the error behavior with respect to the time cost. For Monte Carlo (MC) estimation, suppose the state Eq. (1) is prepared for R times, and by measuring the last qubit the result 1 is obtained for h times, then the estimation to a is given by $\hat{a} = h/R$. The time cost for MC is $N = R$, as each preparation of the state Eq. (1) requires



(a) When $a = \sin^2(\pi/4) = 0.5$, a critical point of order 2. (b) When $a = \sin^2(\pi/6) = 0.25$, a critical point of order 3.

FIG. 5: The average R_k (y -axis) for each M_k (x -axis) chosen by AQAE when $K = 5$ and $R = 32$. The M_k s that are multiples of 2 in (a) or multiples of 3 in (b) are labelled orange.

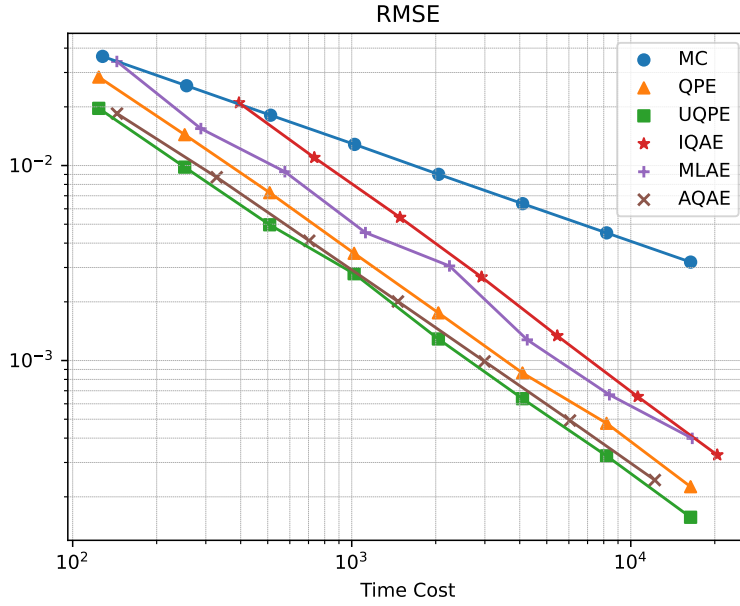


FIG. 6: The error behavior (y -axis) with respect to the time cost N (x -axis).

one call to the oracle \mathcal{A} . For MLAE and AQAE, both algorithms require two parameters K and R , which is chosen by pre-calculation that has the minimal RMSE among several parameter pairs with approximate time cost. The time cost of MLAE is $N = \sum_k R_k M_k = R(2^K + K - 2)$. Since the parameter set $\{M_k, R_k\}$ is not fixed in AQAE, we calculate the average value of $\sum_k R_k M_k$ chosen in numerical experiments as its time cost. The quantum phase estimation (QPE) based amplitude estimation requires a parameter t as the number of controlled qubits [30], with time cost $N = \sum_{j=0}^{t-1} 2^j = 2^t - 1$. An efficient way to reduce the RMSE of QPE is to repeat for R times and use MLE to give the final estimation. The unbiased quantum phase estimation (UQPE) [19] is an unbiased variant of QPE. The time cost for both QPE and UQPE in our experiments is $N = R(2^t - 1)$. In our experiments we fix $R = 4$ and let t vary. For IQPE [24], we use Clopper-Pearson confidence interval method, fix $\alpha = 0.05$, $N_{\text{shots}} = 100$ and let ϵ vary. The results are shown in Fig. 6. The MC algorithm have an error convergence of $O(N^{-1/2})$, while all other algorithms have an

asymptotic $O(N^{-1})$ error convergence. The UQPE performs the best among those algorithms. If we limit the comparison in algorithms without phase estimation, as they are more likely to be implemented widely in recent years, then our AQAE algorithm outperforms other algorithms.

IV. CONCLUSION

The maximum likelihood amplitude estimation (MLAE) algorithm is a practical solution to the quantum amplitude estimation problem, which has a theoretically quadratic speedup over classical Monte Carlo method. We find that MLAE behaves efficient, i.e. unbiased and saturates the Cramér-Rao inequality in most area except some periodical small intervals. We analyze how the bias occurs around the so-called critical points, and propose an adaptive quantum amplitude estimation (AQAE) algorithm by choosing MLAE parameters adaptively to avoid critical points. In the end, we do numerical experiments among some amplitude estimation algorithms, including Monte Carlo estimation, quantum phase estimation and its unbiased variant, iterative quantum amplitude estimation, maximum likelihood amplitude estimation and our adaptive amplitude estimation. We show that our algorithm outperforms the original MLAE obviously, and it behaves the best among all algorithms without phase estimation.

-
- [1] Lov K. Grover. Quantum mechanics helps in searching for a needle in a haystack. *Phys. Rev. Lett.*, 79:325, 7 1997.
 - [2] Peter W. Shor. Polynomial-time algorithms for prime factorization and discrete logarithms on a quantum computer. *SIAM Journal on Computing*, 26:1484–1509, 10 1997.
 - [3] Edward Farhi, Jeffrey Goldstone, and Sam Gutmann. A quantum approximate optimization algorithm. *arXiv:1411.4028*, 2014.
 - [4] Leo Zhou, Sheng-Tao Wang, Soonwon Choi, Hannes Pichler, and Mikhail D Lukin. Quantum approximate optimization algorithm: Performance, mechanism, and implementation on near-term devices. *Physical Review X*, 10(2):021067, 2020.
 - [5] Edward Farhi and Aram W Harrow. Quantum supremacy through the quantum approximate optimization algorithm. *arXiv:1602.07674*, 2016.
 - [6] Alberto Peruzzo, Jarrod McClean, Peter Shadbolt, Man-Hong Yung, Xiao-Qi Zhou, Peter J Love, Alán Aspuru-Guzik, and Jeremy L O’Brien. A variational eigenvalue solver on a photonic quantum processor. *Nature communications*, 5(1):1–7, 2014.
 - [7] Jarrod R McClean, Jonathan Romero, Ryan Babbush, and Alán Aspuru-Guzik. The theory of variational hybrid quantum-classical algorithms. *New Journal of Physics*, 18(2):023023, 2016.
 - [8] Arthur Pesah, Marco Cerezo, Samson Wang, Tyler Volkoff, Andrew T Sornborger, and Patrick J Coles. Absence of barren plateaus in quantum convolutional neural networks. *Physical Review X*, 11(4):041011, 2021.
 - [9] Maria Schuld, Ilya Sinayskiy, and Francesco Petruccione. The quest for a quantum neural network. *Quantum Information Processing*, 13(11):2567–2586, 2014.
 - [10] Gilles Brassard, Peter Hoyer, Michele Mosca, and Alain Tapp. Quantum amplitude amplification and estimation. *Contemporary Mathematics*, 305:53–74, 2002.
 - [11] Alán Aspuru-Guzik, Anthony D Dutoi, Peter J Love, and Martin Head-Gordon. Simulated quantum computation of molecular energies. *Science*, 309(5741):1704–1707, 2005.
 - [12] Benjamin P Lanyon, James D Whitfield, Geoff G Gillett, Michael E Goggin, Marcelo P Almeida, Ivan Kassal, Jacob D Biamonte, Masoud Mohseni, Ben J Powell, Marco Barbieri, et al. Towards quantum chemistry on a quantum computer. *Nat. Chem.*, 2(2):106–111, 2010.
 - [13] Emanuel Knill, Gerardo Ortiz, and Rolando D Somma. Optimal quantum measurements of expectation values of observables. *Phys. Rev. A*, 75(1):012328, 2007.
 - [14] Nathan Wiebe, Ashish Kapoor, and Krysta M. Svore. Quantum algorithms for nearest-neighbor methods for supervised and unsupervised learning. *Quantum Info. Comput.*, 15(3–4):316–356, mar 2015.
 - [15] Nathan Wiebe, Ashish Kapoor, and Krysta M Svore. Quantum deep learning. *arxiv:1412.3489*, 2014.
 - [16] Krysta M. Svore, Matthew B. Hastings, and Michael Freedman. Faster phase estimation. *Quantum Inf. Comput.*, 14:306–328, 4 2013.
 - [17] Shelby Kimmel, Guang Hao Low, and Theodore J Yoder. Robust calibration of a universal single-qubit gate set via robust phase estimation. *Phys. Rev. A*, 92(6):062315, 2015.
 - [18] Nathan Wiebe and Chris Granade. Efficient bayesian phase estimation. *Phys. Rev. Lett.*, 117:010503, 6 2016.
 - [19] Xi Lu and Hongwei Lin. Unbiased quantum phase estimation. *arXiv:2210.00231*, *Quantum Info. Comput.(in press)*, 2023.

- [20] Shumpei Uno, Yohichi Suzuki, Keigo Hisanaga, Rudy Raymond, Tomoki Tanaka, Tamiya Onodera, and Naoki Yamamoto. Modified grover operator for quantum amplitude estimation. *New Journal of Physics*, 23(8):083031, 2021.
- [21] Yohichi Suzuki, Shumpei Uno, Rudy Raymond, Tomoki Tanaka, Tamiya Onodera, and Naoki Yamamoto. Amplitude estimation without phase estimation. *Quantum Inf. Process.*, 19(2):1–17, 2020.
- [22] Alicja Dutkiewicz, Barbara M Terhal, and Thomas E O’Brien. Heisenberg-limited quantum phase estimation of multiple eigenvalues with few control qubits. *Quantum*, 6:830, 2022.
- [23] Tomoki Tanaka, Shumpei Uno, Tamiya Onodera, Naoki Yamamoto, and Yohichi Suzuki. Noisy quantum amplitude estimation without noise estimation. *Phys. Rev. A*, 105:012411, Jan 2022.
- [24] Dmitry Grinko, Julien Gacon, Christa Zoufal, and Stefan Woerner. Iterative quantum amplitude estimation. *NPJ Quantum Inf.*, 7:1–6, 3 2021.
- [25] Kirill Plekhanov, Matthias Rosenkranz, Mattia Fiorentini, and Michael Lubasch. Variational quantum amplitude estimation. *Quantum*, 6:670, March 2022.
- [26] Scott Aaronson and Patrick Rall. Quantum approximate counting, simplified. In *Symposium on Simplicity in Algorithms*, pages 24–32. SIAM, 2020.
- [27] Kouhei Nakaji. Faster amplitude estimation. *arXiv:2003.02417*, 2020.
- [28] S. Kullback. Certain inequalities in information theory and the cramer-rao inequality. *The Annals of Mathematical Statistics*, 25(4):745–751, 1954.
- [29] Ronald A Fisher. On the mathematical foundations of theoretical statistics. *Philosophical transactions of the Royal Society of London. Series A, containing papers of a mathematical or physical character*, 222(594-604):309–368, 1922.
- [30] Michael A Nielsen and Isaac L Chuang. Quantum computation and quantum information. *Cambridge University Press*, 2010.