

Describing NMR chemical exchange by effective phase diffusion approach

Guoxing Lin*

Carlson School of Chemistry and Biochemistry, Clark University, Worcester, MA 01610, USA

*Email: glin@clarku.edu

Abstract

This paper proposes an effective phase diffusion method to analyze chemical exchange in nuclear magnetic resonance (NMR). The chemical exchange involves spin jumps around different sites where the spin angular frequencies vary, which leads to a random phase walk viewed from the rotating frame reference. Therefore, the random walk in phase space can be treated by the effective phase diffusion method. Both the coupled and uncoupled phase diffusions are considered; additionally, it includes normal diffusion as well as fractional diffusion. Based on these phase diffusion equations, the line shape of NMR exchange spectrum can be analyzed. By comparing these theoretical results with the conventional theory, this phase diffusion approach works for fast exchange, ranging from slightly faster than intermediate exchange to very fast exchange. For normal diffusion models, the theoretically predicted curves agree with those predicted from traditional models in the literature, and the characteristic exchange time obtained from phase diffusion with a fixed jump time is the same as that obtained from the conventional model. However, the phase diffusion with a monoexponential time distribution gives a characteristic exchange time constant which is half of that obtained from the traditional model. Additionally, the fractional diffusion obtains a significantly different line shape than that predicted based on normal diffusion.

Keywords: NMR, chemical exchange, Mittag-Leffler function, phase diffusion

1. Introduction

Chemical exchange is a powerful nuclear magnetic resonance (NMR) technique to detect dynamics behavior in biological and polymer systems at the atomic level [1,2,3,4]. Chemical exchange NMR monitors spin jumping around different environmental sites due to changes in conformational or chemical states. In chemical exchange, the angular frequency of the spin precession changes, which results in observable line shape changes in the NMR spectrum. Although chemical exchange has been an established tool, theoretical developments are still needed to better understand the chemical exchange NMR, particularly for complex systems.

The characteristic exchange time could follow a complicated distribution. Many theoretical models have been developed to analyze chemical exchanges in NMR [3, 5, 6]. The two-site exchange model based on the modified-Bloch equation successfully interprets many NMR line shapes [5], where the jump time in the exchange equation is a fixed constant. However, in a real system, the exchange time could follow a distribution such as the exponential function in the Gaussian exchange model reported in [7]. Additionally, a complex exchange distribution could exist in complicated conformational change or diffusion-induced exchange, such as Xenon diffusing in the heterogeneous system [8]. In a complex system, a monoexponential time distribution may not be sufficient to explain the dynamics behavior. For a complicated system, the time distribution function could be the Mittag-Leffler function (MLF) $E_\alpha \left(-\left(\frac{t}{\tau}\right)^\alpha \right)$ [9,10], or a stretched exponential function (SEF) $\exp \left(-\left(\frac{t}{\tau}\right)^\alpha \right)$, where α is the time-fractional derivative order, and τ is the characteristic time. The MLF $E_\alpha(-t^\alpha) = \sum_{n=0}^{\infty} \frac{(-t^\alpha)^n}{\Gamma(n\alpha+1)}$ can be reduced to a SEF

$\exp\left(-\frac{t^\alpha}{\Gamma(1+\alpha)}\right)$ when t is small. The SEF $\exp\left(-\left(\frac{t}{\tau}\right)^\alpha\right)$ is the same as the Kohlrausch-Williams-Watts (KWW) function [11,12,13,14], a well-known time correlation function in macromolecular systems. The Mittag-Leffler function-based distribution is heavy-tailed. Mittag-Leffler function has been employed to analyze anomalous NMR dynamics processes such as PFG anomalous diffusion [15,16], and anomalous NMR relaxation [17,18,19,20]. Currently chemical theories of NMR are still difficult to handle these complex distributions.

A phase diffusion method is proposed in this paper to explain the NMR chemical exchange. Most current methods are real space approaches, such as the modified Bloch exchange equations [3,4,6], while the Gaussian exchange model is a phase space method based on evaluating the accumulated phase variance for the random phase process during the exchange process. As the spin phase in the chemical exchange undergoes a random walk in the rotating frame reference, an effective phase diffusion method will be employed in this paper to analyze the exchange. Effective phase diffusion has been applied to analyze PFG diffusion and NMR relaxation. It has advantages over the traditional methods: It can provide the exact phase distribution that cannot be obtained by conventional real space theoretical method; additionally, the NMR signal can be directly obtained from vector sum by Fourier transform in phase space, which makes the analysis intuitive and often simplifies the solving process; furthermore, the phase diffusion method could be straightforwardly applied to anomalous dynamics process based on fractional diffusion [18, 21, 22, 23,24,25]. Both the normal and fractional phase diffusion are considered, where the exchange time can be a simple constant or a certain type of distribution.

Additionally, each the individual phase jump length is proportional to the jump time and the angular frequency. Because both the jump time and angular frequency fluctuate and obey certain types of distributions, the distribution of phase jump length could be either strongly or weakly correlated to the jump time distribution. The phase walk with weak phase time correlation can be treated by the uncoupled diffusion, while the strong correlation may require coupled diffusion model [26]. The traditional uncoupled diffusion has been successful in explaining many transport phenomena. However, it is insufficient to account for the divergence of the second moment of Levy flight processes [26], where a coupled diffusion is needed.

The rest of the paper is organized as follows. Section 2.1 treats the simplest normal diffusion with a fixed jump time: The obtained exchange time agrees well with the traditional two-site exchange. While the phase diffusion with jump time distribution is presented in Section 2.2: Firstly, the general expressions for phase evolution in chemical exchange are derived in Section 2.2.1; secondly, the normal diffusion is presented in Section 2.2.2, with both uncoupled and coupled diffusion, and it is found that the exchange time constant is two-time faster than that of the traditional model and the fixed jump time diffusion result; thirdly, the fractional diffusion with MLF based jump time distribution is derived in Section 2.2.3, where the uncoupled diffusion is handled by time-fractional diffusion equation, and the coupled fractional diffusion is handled by coupled random walk model [27]. The results here give additional insights into the NMR chemical exchange, which could improve the analysis of NMR and magnetic resonance imaging (MRI) experiments, particularly in complicated systems.

2. Theory

The chemical exchange occurs when the spin jumps among different sites where the spin precession frequencies are different [1,2,5]. The precession frequencies of the spin moment are proportional to the intensity of the local magnetic field, which is affected by the surrounding electron cloud and nearby spin moments [2]. For simplicity, we consider only the basic exchange between two sites with equal populations [3,5] in this paper, neglecting the relaxation effect. The average precession angular frequencies for these two sites are arbitrarily set as ω_1 and ω_2 respectively, with $\omega_1 < \omega_2$ and

$$\Delta\omega = \omega_2 - \omega_1.$$

If the angular frequency of the rotating frame reference is set as $\frac{\omega_1 + \omega_2}{2}$, the two sites have relative angular frequencies $-\omega_0$ and ω_0 , respectively, $\omega_0 = \frac{\omega_2 - \omega_1}{2}$.

The phase of spin undergoes chemical exchange during a time interval τ changes either by $\omega_0\tau$ or $-\omega_0\tau$ depending on the site. From the traditional exchange equations for chemical exchange, the spin always jumps to a site with a different angular frequency after a time interval τ . Here, the choice for the next sites is assumed to be random; the next site's angular frequency could be either the same or different. This assumption may be more realistic; for instance, after a time interval τ , a spin may successfully jump to another site or return to the original site; or in a heterogeneous system, the spin moves to a similar environment with the same frequency or a different environment with a different frequency. The random phase jump can be viewed as a random walk process in phase space and analyzed by phase diffusion [16,17]. Both the normal and fractional phase diffusion will be considered in the following.

2.1 Simple normal diffusion with a fixed jump time

If the jump time interval τ is a constant, the random phase jumps with average jump length $\Delta\phi$ equaling $-\omega_0\tau$ or $\omega_0\tau$. The effective phase diffusion constant $D_{\phi,s}$ for such a simple normal diffusion can be obtained by [16]

$$D_{\phi,s} = \frac{\langle(\Delta\phi)^2\rangle}{2\tau} = \frac{(\omega_0\tau)^2}{2\tau} = \frac{\omega_0^2}{2}\tau, \quad (1)$$

and the normal phase diffusion equation can be described by [16,17]

$$\frac{dP(\phi,t)}{dt} = D_{\phi,s}\Delta P(\phi,t), \quad (2)$$

where ϕ is the phase and $P(\phi,t)$ is the probability density function of spin at time t with ϕ . The solution of Eq. (3) is [16]

$$P(\phi,t) = \frac{1}{\sqrt{4\pi D_{\phi,s}t}} \exp\left[-\frac{\phi^2}{4D_{\phi,s}t}\right]. \quad (3)$$

The total magnetization $M(t)$ is obtained by

$$M(t) = \int_{-\infty}^{\infty} d\phi e^{i\phi} P(\phi,t) = \exp(-D_{\phi,s}t), \quad (4)$$

which is a time domain signal. By Fourier transform, we have the frequency domain signal

$$S(\omega) = \frac{D_{\phi,s}}{D_{\phi,s}^2 + \omega^2} = \frac{\frac{\omega_0^2}{2}\tau}{\left(\frac{\omega_0^2}{2}\right)^2 + \omega^2}. \quad (5)$$

Note that both ω and ω_0 are the angular frequencies in the rotating frame reference.

2.2 Diffusion with waiting time distribution

2.2.1 General expressions for phase evolution in chemical exchange

A more realistic exchange time should follow a certain type of time distribution function $\varphi(t)$, which is often related to the time correlation function $G(t)$ by $\varphi(t) = -\frac{dG(t)}{dt}$. A commonly used simple time correlation function is the mono exponential distribution; in contrast, in a complicated system, it can be a Mittag Leffler function [20] or stretched exponential function such as the KWW function [11-14].

For a spin starting jumps at a time t' from the site with frequency $\omega_{i,0}$, the probability of acquiring phase $\omega_{i,0}t' + \phi$ at time t is

$$P_{\omega_{i,0}}(\phi, t) = \varphi(t')P(\phi, t - t'), \quad (6)$$

where the phase change $\omega_{i,0}t'$ is obtained from time 0 to time t' when the spin stays immobile at the site, and $P(\phi, t - t')$ is the phase PDF resulting from the diffusion, or random walk in the phase space during $t - t'$. Summing all possible magnetization vectors with different phase $\omega_{i,0}t' + \phi$, at time t , the net magnetization $M_{\omega_{i,0}}(t', t)$ contributed from these spins beginning to jump randomly from time t' is

$$M_{\omega_{i,0}}(t', t) = \int_{-\infty}^{\infty} d\phi e^{i\omega_{i,0}t' + \phi} P_{\omega_{i,0}}(\phi, t - t') = e^{i\omega_{i,0}t'} \varphi(t') p(k, t - t')|_{k=1}, \quad (7)$$

where

$$p(k, t - t')|_{k=1} = \int_{-\infty}^{\infty} d\phi e^{ik\phi} P(\phi, t - t'). \quad (8)$$

The total magnetization from all spins in the systems at time t is

$$M(t) = \int_0^t dt' \sum_i p_i M_{\omega_{i,0}}(t', t), \quad (9)$$

where p_i is the population of spins at site i . For simplicity, only exchange with two equal population sites will be considered here; let $\omega_{1,0} = -\omega_0$, $\omega_{2,0} = \omega_0$ and all the subindexes i will be dropped out throughout the rest of the paper. For a two-site system with equal populations $p_1 = p_2 = \frac{1}{2}$,

$$\begin{aligned} M(t) &= \int_0^t dt' \frac{1}{2} [M_{-\omega_0}(t', t) + M_{\omega_0}(t', t)] \\ &= \int_0^t dt' \frac{1}{2} [e^{-i\omega_0 t'} + e^{i\omega_0 t'}] \varphi(t') p(k, t - t')|_{k=1} \\ &= \int_0^t dt' B(t') p(k, t - t')|_{k=1}, \end{aligned} \quad (10a)$$

where

$$B(t') = \frac{1}{2} [e^{-i\omega_0 t'} + e^{i\omega_0 t'}] \varphi(t'). \quad (10b)$$

Eq. (10a) involves the convolution of $B(t')$ and $p(k, t - t')|_{k=1}$. In Laplace representation [25],

$$M(s) = B(s) p(k, s)|_{k=1}; \quad (11)$$

in many cases (the coupled diffusion in the paper), the frequency domain signal can be obtained by the Fourier transform of $M(t)$:

$$S(\omega) = \int_0^{\infty} e^{i\omega t} M(t) dt = B(\omega) p(k, \omega)|_{k=1} \quad (12)$$

2.2.2 Normal diffusion with monoexponential distribution function

Now, let us consider if the jump time follows a monoexponential distribution $\varphi(t)$ described by [25]

$$\varphi(t) = \frac{1}{\tau} \exp\left(-\frac{t}{\tau}\right), \quad (13)$$

whose Laplace representation is

$$\varphi(s) = \frac{1}{s\tau + 1} \quad (14)$$

According to Eq. (10),

$$B(t) = \frac{1}{2} [e^{-i\omega_0 t'} + e^{i\omega_0 t'}] \frac{1}{\tau} \exp\left(-\frac{t'}{\tau}\right), \quad (15a)$$

whose Laplace representation is [25]

$$B(s) = \frac{1}{2} \left[\frac{1}{\tau(s - i\omega_0) + 1} + \frac{1}{\tau(s + i\omega_0) + 1} \right] \approx \frac{1}{1 + \omega_0^2 \tau^2 + \tau s(1 - \omega_0^2 \tau^2)} = \frac{\frac{1}{1 + \omega_0^2 \tau^2}}{1 + s \frac{\tau(1 - \omega_0^2 \tau^2)}{1 + \omega_0^2 \tau^2}}. \quad (15b)$$

I. Uncoupled normal diffusion

The spin angular frequency is often affected by a random fluctuating magnetic field, which is produced by surrounding spins undergoing the thermal motion [**]; additionally, the angular frequency could be affected by the electron cloud change during the exchange process; further, the chemical exchange may take place because the spin moves among different domains in a heterogeneous system where the frequency fluctuating around positive or negative ω_0 . This angular frequency can be denoted as ω , and the average of its absolute value is $\langle |\omega| \rangle = \omega_0$. Because ω is randomly fluctuating, the individual random phase jump $\Delta\phi = \omega\tau_{jump}$ randomly fluctuates for each jump time τ_{jump} ; the space and time uncoupled phase diffusion could be applied to treat the phase random walk, a more complicated coupled diffusion will be considered in Section in subsequence. For an uncoupled diffusion,

$$\langle \tau_{jump} \rangle = \int_0^\infty \frac{t}{\tau} \exp\left(-\frac{t}{\tau}\right) dt = \tau, \quad (16)$$

$$\langle \tau_{jump}^2 \rangle = \int_0^\infty \frac{t^2}{\tau} \exp\left(-\frac{t}{\tau}\right) dt = 2\tau^2. \quad (17)$$

The average phase jump length square $\langle (\Delta\phi)^2 \rangle$ is

$$\langle (\Delta\phi)^2 \rangle = \langle (|\omega|\tau_{jump})^2 \rangle = \langle \omega^2 \rangle \langle \tau_{jump}^2 \rangle = \omega_0^2 2\tau^2 = 2\omega_0^2 \tau^2. \quad (18)$$

Such an uncoupled random walk has an effective phase diffusion constant

$$D_\phi = \frac{\langle (\Delta\phi)^2 \rangle}{2\langle \tau_{jump} \rangle} = \frac{\langle (\omega\tau_{jump})^2 \rangle}{2\tau} = \frac{\langle \omega^2 \rangle \langle \tau_{jump}^2 \rangle}{2\tau} = \frac{\omega_0^2 2\tau^2}{2\tau} = \omega_0^2 \tau. \quad (19)$$

With D_ϕ , the normal phase diffusion equation can be described by [18]

$$\frac{dP(\phi, t)}{dt} = D_\phi \Delta P(\phi, t). \quad (20)$$

From Eq (20), the probability density function is

$$P(\phi, t) = \frac{1}{\sqrt{4\pi D_\phi t}} \exp\left[-\frac{\phi^2}{4D_\phi t}\right]. \quad (21)$$

Substituting Eq. (21) into Eq. (8), we have

$$p(k, t - t')|_{k=1} = \int_{-\infty}^{\infty} d\phi P(\phi, t - t') = \exp[-D_\phi(t - t')], \quad (22)$$

whose Laplace transform representation is

$$p(k, s)|_{k=1} = \frac{1}{s + D_\phi}. \quad (23)$$

Substituting Eqs. (15b) and (23) into Eq. (11) yields

$$M(s) = B(s)p(k, s)|_{k=1} = \frac{\frac{1}{1 + \omega_0^2 \tau^2}}{1 + s \frac{\tau(1 - \omega_0^2 \tau^2)}{1 + \omega_0^2 \tau^2}} \frac{1}{s + D_\phi}. \quad (24)$$

From $M(s)$, the inverse Laplace transform gives

$$M(t) = \int_0^\infty dt' \frac{1}{\tau(1 - \omega_0^2 \tau^2)} \exp\left(-\frac{t'}{\tau(1 - \omega_0^2 \tau^2)}\right) \exp[-D_\phi(t - t')]. \quad (25)$$

Eq. (25) includes the convolution of two parts, the $\frac{1}{\tau(1-\omega_0^2\tau^2)}\exp\left(-\frac{t'}{\frac{\tau(1-\omega_0^2\tau^2)}{1+\omega_0^2\tau^2}}\right)$ comes from the Fourier transform of the $\varphi(t)$, while $\exp[-D_\phi(t-t')]$ results from the phase diffusion; the Frequency domain signal can be obtained from the Fourier Transform of expression (25) as

$$S(\omega) = \frac{\frac{1}{1+\omega_0^2\tau^2}}{1+\left[\frac{\tau(1-\omega_0^2\tau^2)}{1+\omega_0^2\tau^2}\right]^2\omega^2} \frac{D_\phi}{D_\phi^2+\omega^2}. \quad (26)$$

II. Coupled normal diffusion with monoexponential distribution function

The coupled random phase walk has a joint probability function $\psi(\phi, t)$ expressed by [25]

$$\psi(\phi, t) = \varphi(t)\Phi(\phi|t), \quad (27)$$

where $\varphi(t)$ is the waiting time function, and $\Phi(\phi|t)$ is the conditional probability that a phase jump length ϕ requiring time t . In Fourier-Laplace representation, the probability density function of a coupled random walk has been derived in Ref. [25] as

$$P(k, s) = \frac{\Psi(k, s)}{1-\psi(k, s)}, \quad (28)$$

where $\psi(k, s)$ is the joint probability, and $\Psi(\phi, t)$ is the PDF for the phase displacement of the last, incomplete walk, which is [25]

$$\Psi(\phi, t) = \delta(\phi) \int_t^\infty \varphi(t') dt', \quad (29a)$$

and

$$\Psi(k, s) = \frac{1-\varphi(s)}{s}. \quad (29b)$$

By substituting Eq. (29b) into Eq. (28), it arrives [25]

$$P(k, s) = \frac{\Psi(k, s)}{1-\psi(k, s)} = \frac{1-\varphi(s)}{s} \frac{1}{1-\psi(k, s)}. \quad (30)$$

In the chemical exchange, the joint probability could be described by

$$\Phi(\phi|t) = \frac{1}{2} \delta(|\phi| - \omega_0 t), \quad (31a)$$

$$\psi(\phi, t) = \frac{1}{2} \varphi(t) \delta(|\phi| - \omega_0 t), \quad (31b)$$

and

$$\psi(k, s) = \int e^{ik\phi-st} \psi(\phi, t) d\phi dt = \frac{1}{2} \left[\frac{1}{\tau(s-ik\omega_0)+1} + \frac{1}{\tau(s+ik\omega_0)+1} \right] \approx \frac{1+\tau s}{1+k^2\omega_0^2\tau^2+2\tau s}. \quad (31c)$$

Substitute Eq. (31c) into Eq. (30), and we get

$$P(k, s) = \frac{\Psi(k, s)}{1-\psi(k, s)} = \frac{1-\varphi(s)}{s} \frac{1}{1-\psi(k, s)} = \frac{\tau}{1-\frac{1+\tau s}{1+k^2\omega_0^2\tau^2+2\tau s}}. \quad (32)$$

and

$$p(k, s)|_{k=1} = \frac{\tau}{1-\frac{1+\tau s}{1+\omega_0^2\tau^2+2\tau s}}. \quad (33)$$

Substituting Eqs. (15b) and (33) into Eq. (11) yields

$$M(s) = \frac{1+\tau s}{1+\omega_0^2\tau^2+2\tau s} \frac{\tau}{1+\frac{1+\tau s}{\omega_0^2\tau^2}} = \frac{\tau(1+\tau s)}{\omega_0^2\tau^2+\tau s} \approx \frac{\tau}{\tau s(1-\omega_0^2\tau^2)+\omega_0^2\tau^2} = \frac{\tau/\omega_0^2\tau^2}{\tau s(1-\omega_0^2\tau^2)/\omega_0^2\tau^2+1} \quad (34)$$

From $M(s)$, the inverse Laplace transform gives

$$M(t) = \frac{1}{1-\omega_0^2\tau^2} \exp\left(-\frac{t}{\frac{\tau(1-\omega_0^2\tau^2)}{\omega_0^2\tau^2}}\right). \quad (35)$$

The frequency domain NMR signal can be obtained from the Fourier Transform of $M(t)$ in Eq. (35) as

$$S(\omega) = \frac{1}{1-\omega_0^2\tau^2} \frac{\frac{\tau(1-\omega_0^2\tau^2)}{\omega_0^2\tau^2}}{\left(\frac{\tau(1-\omega_0^2\tau^2)}{\omega_0^2\tau^2}\right)^2\omega^2+1} = \frac{\tau}{\tau^2(1-\omega_0^2\tau^2)^2\omega^2+\omega_0^2\tau^2}. \quad (36)$$

2.2.3 Fractional phase diffusion

For a complicated system, the time correlation function may not be a simple monoexponential function, such as the Kohlrausch-Williams-Watts (KWW) function, or Mittag-Leffler function, and the corresponding phase diffusion could be an anomalous diffusion [21-24]. The time fractional phase diffusion will be investigated here, and the time correlation function is assumed as a MLF,

$$G(t) = E_\alpha\left(-\left(\frac{t}{\tau}\right)^\alpha\right), \quad (37)$$

and its waiting time distribution function will be a heavy-tailed time distribution [27]

$$\varphi_f(t) = -\frac{d}{dt}E_\alpha\left(-\left(\frac{t}{\tau}\right)^\alpha\right), \quad (38)$$

whose Laplace transform is [25,27]

$$\varphi_f(s) = \frac{1}{s^\alpha\tau^{\alpha+1}}. \quad (39)$$

Based on Eqs. (10b), (38) and (39), we have

$$\begin{aligned} B(s) &= \text{Re}\varphi_f(s + i\omega) = \text{Re} \frac{1}{2} \left[\frac{\frac{1}{\tau^\alpha}}{\omega_0^\alpha \left[\cos\left(\frac{\pi}{2}\alpha - \frac{s\alpha}{\omega_0}\right) + i \sin\left(\frac{\pi}{2}\alpha - \frac{s\alpha}{\omega_0}\right) \right] + \frac{1}{\tau^\alpha}} \right] \\ &\approx \frac{\omega_0^\alpha \tau^\alpha \left(\cos\frac{\pi}{2}\alpha + \frac{1}{\omega_0^\alpha \tau^\alpha} \right)}{1 + \omega_0^{2\alpha} \tau^{2\alpha} + 2\omega_0^\alpha \tau^\alpha \cos\frac{\pi}{2}\alpha + s\alpha\omega_0^{\alpha-1} \tau^\alpha \sin\frac{\pi}{2}\alpha \frac{1 - \omega_0^{2\alpha} \tau^{2\alpha}}{\omega_0^\alpha \tau^\alpha \cos\frac{\pi}{2}\alpha + 1}} = \frac{c}{1 + s\tau'}, \end{aligned} \quad (40a)$$

where

$$c = \frac{\omega_0^\alpha \tau^\alpha \left(\cos\frac{\pi}{2}\alpha + \frac{1}{\omega_0^\alpha \tau^\alpha} \right)}{1 + \omega_0^{2\alpha} \tau^{2\alpha} + 2\omega_0^\alpha \tau^\alpha \cos\frac{\pi}{2}\alpha}, \quad (40b)$$

and

$$\tau' = \frac{\alpha\omega_0^{\alpha-1} \tau^\alpha \sin\frac{\pi}{2}\alpha \frac{1 - \omega_0^{2\alpha} \tau^{2\alpha}}{\omega_0^\alpha \tau^\alpha \cos\frac{\pi}{2}\alpha + 1}}{1 + \omega_0^{2\alpha} \tau^{2\alpha} + 2\omega_0^\alpha \tau^\alpha \cos\frac{\pi}{2}\alpha}. \quad (40c)$$

I. Uncoupled fractional diffusion

For such a time distribution function, the phase diffusion constant can be calculated according to Ref. [16,

22,23] as

$$D_{\phi f} = \frac{\langle(\Delta\phi)^2\rangle}{2\Gamma(1+\alpha)\tau^\alpha}. \quad (41a)$$

The average phase jump may be assumed as $\langle(\Delta\phi)^2\rangle = \omega_0^2 2\tau^2$, then

$$D_{\phi f} = \frac{\omega_0^2 \tau^{2-\alpha}}{\Gamma(1+\alpha)\tau^\alpha}. \quad (41b)$$

With $D_{\phi f}$, the fractional phase diffusion equation can be described by [16,17,21,23,24]

$${}_t D_*^\alpha P_f = D_{\phi f} \Delta P_f(\phi, t). \quad (42)$$

where $0 < \alpha, \beta \leq 2$, D_{fr} is the rotational diffusion coefficient, a is the spherical radius, ${}_t D_*^\alpha$ is the Caputo fractional derivative defined by [22,23]

$${}_t D_*^\alpha f(t) := \begin{cases} \frac{1}{\Gamma(m-\alpha)} \int_0^t \frac{f^{(m)}(\tau) d\tau}{(t-\tau)^{\alpha+1-m}}, & m-1 < \alpha < m, \\ \frac{d^m}{dt^m} f(t), & \alpha = m, \end{cases}$$

Fourier transform of Eq. (42) give [

$${}_t D_*^\alpha p(k, t) = -D_{\phi f} k^2 p(k, t). \quad (43)$$

The solution of Eq. (43) is $p(k, t) = E_\alpha[-D_{\phi f} k^2 t^\alpha]$ [16,17], whose Laplace representation is [22,23,25]

$$p(k, s) = \frac{s^{\alpha-1}}{s^\alpha + D_{\phi f} k^2} \quad (44)$$

then

$$p(k, s)|_{k=1} = \frac{s^{\alpha-1}}{s^\alpha + D_{\phi f}}. \quad (45)$$

Substituting Eqs. (40) and (45) into Eq. (11), we get

$$M(s) = \frac{c}{1+s\tau'} \frac{s^{\alpha-1}}{s^\alpha + D_{\phi f}}, \quad (46)$$

whose inverse Laplace transform gives

$$M(t) = \int_0^t dt' \frac{c}{\tau'} \exp\left(-\frac{t'}{\tau'}\right) E_\alpha[-D_{\phi f}(t-t')^\alpha]. \quad (47)$$

The NMR signal can be obtained from the Fourier transform of $M(t)$, which is

$$S(\omega) = B(\omega) \cdot E(\omega) = \frac{c}{1+\tau'^2 \omega^2} \cdot \frac{\omega^{\alpha-1} \left(\frac{1}{D_{\phi f}}\right) \sin\left(\frac{\pi}{2}\alpha\right)}{\omega^{2\alpha} \left(\frac{1}{D_{\phi f}}\right)^2 + 2\omega^\alpha \left(\frac{1}{D_{\phi f}}\right) \cos\left(\frac{\pi}{2}\alpha\right) + 1}. \quad (48)$$

II. Coupled fractional diffusion

Similarly, for the coupled normal diffusion, the joint probability could be described by [25]

$$\Phi(\phi|t) = \frac{1}{2} \delta(|\phi| - \omega_0 t), \quad (49a)$$

$$\psi(\phi, t) = \frac{1}{2} \varphi(t) \delta(|\phi| - \omega_0 t), \quad (49b)$$

$$\psi(k, s) = \int e^{ik\phi - st} \psi(\phi, t) d\phi dt = \frac{1}{2} \left[\frac{1}{\tau^\alpha (s - ik\omega_0)^{\alpha+1}} + \frac{1}{\tau^\alpha (s + ik\omega_0)^{\alpha+1}} \right]. \quad (49c)$$

and

$$\psi(1, s) \approx \frac{1}{2} \left[\frac{1}{\tau^\alpha (s - i\omega_0)^{\alpha+1}} + \frac{1}{\tau^\alpha (s + i\omega_0)^{\alpha+1}} \right]. \quad (50)$$

Compared to Eq. (40a), it is obvious that

$$\psi(1, s) = B(s) = \frac{c}{1 + s\tau'}. \quad (51)$$

Substituted Eq. (51) into Eq. (30), we get

$$p(k, s)|_{k=1} = \frac{\Psi(k, s)}{1 - \psi(1, s)} = \frac{1 - \varphi(s)}{s} \frac{1}{1 - \psi(1, s)} = \frac{\tau^\alpha s^{\alpha-1}}{1 + s\tau'}. \quad (52)$$

Eq. (52) can be substituted into Eq. (11) to give

$$M(s) = B(s)p(k, s)|_{k=1} = \frac{c}{1 + s\tau'} \frac{\tau^\alpha s^{\alpha-1}}{1 + s\tau'} = \frac{c\tau^\alpha s^{\alpha-1}}{1 + s\tau' - c} = \frac{1}{s^{\alpha-1}} \frac{c\tau^\alpha}{1 + s\tau' - c} = \frac{1}{s^{\alpha-1}} \frac{\frac{c\tau^\alpha}{1-c}}{1 + s\frac{\tau'}{1-c}}, \quad (53)$$

whose inverse Laplace transform yields

$$M(t) = \int_0^t dt' \frac{1}{\Gamma(1-\alpha)} t'^{-\alpha} c \tau^\alpha \frac{1}{\tau'} \exp\left(-\frac{t-t'}{\tau'}\right). \quad (54)$$

The Fourier transform of $M(t)$ gives NMR frequency domain signal

$$S(\omega) = \sin\left(\frac{\pi}{2}\alpha\right) |\omega|^{\alpha-1} \frac{c\tau^\alpha}{\tau'} \frac{\frac{\tau'}{1-c}}{1 + \left(\frac{\tau'}{1-c}\right)^2 \omega^2} = \sin\left(\frac{\pi}{2}\alpha\right) |\omega|^{\alpha-1} \frac{\frac{c\tau^\alpha}{1-c}}{1 + \left(\frac{\tau'}{1-c}\right)^2 \omega^2}. \quad (55)$$

3. Results

A phase diffusion equation method is proposed to describe the effect of chemical exchange on NMR spectrum, based on uncoupled and coupled normal and fractional diffusions. The exchange between two sites with equal populations is considered, and the theoretical expressions are organized in Table 1.

Table 1

Comparison of theoretical NMR line shape expressions from phase diffusion method to traditional results for chemical exchange between two sites with equal populations.

Frequency domain signal expression from phase diffusion results:	
Simple phase diffusion with a constant jump time	
	$S(\omega) = \frac{D_{\phi,s}}{D_{\phi,s}^2 + \omega^2}, D_{\phi,s} = \frac{\omega_0^2}{2} \tau.$
Normal phase diffusion with monoexponential function	
Uncoupled diffusion	$S(\omega) = \frac{\frac{1}{1 + \omega_0^2 \tau^2}}{1 + \left[\frac{\tau(1 - \omega_0^2 \tau^2)}{1 + \omega_0^2 \tau^2}\right]^2 \omega^2} \frac{D_\phi}{D_\phi^2 + \omega^2}, D_\phi = \omega_0^2 \tau.$
Coupled diffusion	$S(\omega) = \frac{\tau}{\tau^2(1 - \omega_0^2 \tau^2)^2 \omega^2 + \omega_0^2 \tau^2}.$
Fractional phase diffusion with heavy-tailed time distribution	
$c = \frac{\omega_0^\alpha \tau^\alpha \left(\cos\frac{\pi}{2}\alpha + \frac{1}{\omega_0^\alpha \tau^\alpha}\right)}{1 + \omega_0^{2\alpha} \tau^{2\alpha} + 2\omega_0^\alpha \tau^\alpha \cos\frac{\pi}{2}\alpha}, \tau' = \frac{\alpha \omega_0^{\alpha-1} \tau^\alpha \sin\frac{\pi}{2}\alpha \frac{1 - \omega_0^{2\alpha} \tau^{2\alpha}}{\omega_0^\alpha \tau^\alpha \cos\frac{\pi}{2}\alpha + 1}}{1 + \omega_0^{2\alpha} \tau^{2\alpha} + 2\omega_0^\alpha \tau^\alpha \cos\frac{\pi}{2}\alpha}$	
Uncoupled diffusion	$S(\omega) = \frac{c}{1 + \tau'^2 \omega^2} \cdot \frac{\omega^{\alpha-1} \left(\frac{1}{D_{\phi f}}\right) \sin\left(\frac{\pi}{2}\alpha\right)}{\omega^{2\alpha} \left(\frac{1}{D_{\phi f}}\right)^2 + 2\omega^\alpha \left(\frac{1}{D_{\phi f}}\right) \cos\left(\frac{\pi}{2}\alpha\right) + 1}, D_\phi = \frac{\omega_0^2 \tau^2}{\Gamma(1+\alpha)\tau^\alpha}$
Coupled diffusion	$S(\omega) = \sin\left(\frac{\pi}{2}\alpha\right) \omega ^{\alpha-1} \frac{\frac{c\tau^\alpha}{1-c}}{1 + \left(\frac{\tau'}{1-c}\right)^2 \omega^2}$
Frequency domain signal expression from traditional method:	
	$S(\omega) = \frac{\omega_0^2 \tau^2}{\left[\frac{1}{2}(\omega_0^2 - \omega^2)\right]^2 + \omega^2} [3,4,5]$

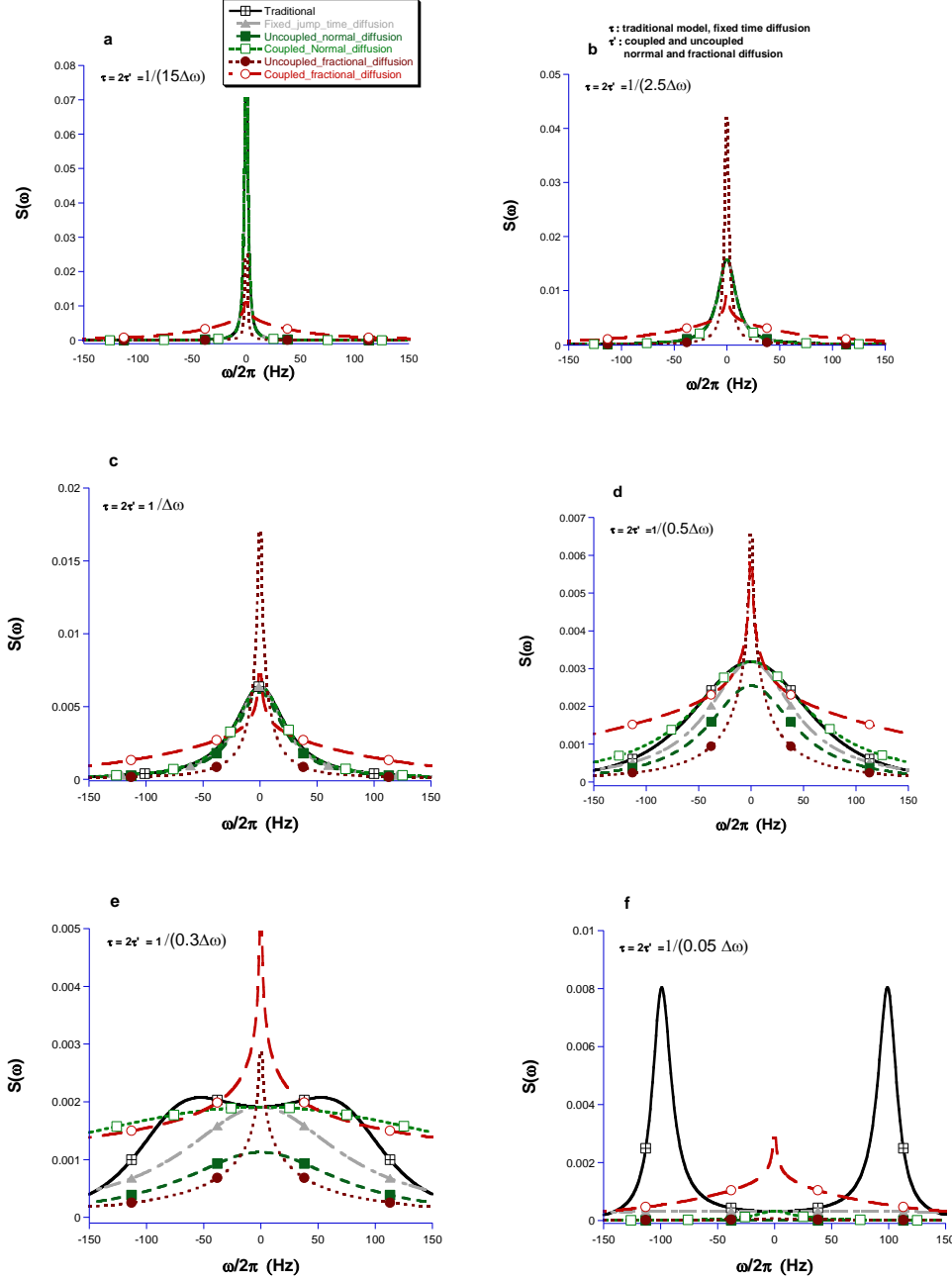


Fig. 1 The comparison among the various theoretical results obtained from the phase diffusion models and those obtained by the traditional two-site exchange model, all equations listed in Table 1, with $\Delta\omega/2\pi = 100$ Hz, and $\alpha = 0.75$ for fractional phase diffusion.

4. Discussion

In rotating frame reference, the spin phase in chemical exchange undergoes random phase jumps, which can be intrinsically describe by either uncoupled effective phase diffusion equation or coupled random walk.

Figure 1 shows the comparison among the various theoretical results obtained from the phase diffusion models and those obtained by the traditional two-site exchange model, all equations listed in Table 1. From Figure 1, when the exchange is sufficiently fast, $\tau = 2\tau' \leq 1/\Delta\omega$, the theoretical curves from diffusion with a fixed jump time, uncoupled and coupled normal diffusion almost overlap with that predicted from the traditional model. However, the exchange time constant τ for the traditional model and the fixed time diffusion is two times as τ' for the coupled and uncoupled normal diffusion with the monoexponential distribution. The difference in exchange time could be explained by the following: the effective phase diffusion constant is $\frac{\omega_0^2}{2}\tau$ for diffusion with a fixed jump time τ ; in contrast, it is $\omega_0^2\tau$ for the uncoupled diffusion with a monoexponential time distribution. The two-time difference in diffusion coefficients resulted from the $\langle\tau_{jump}^2\rangle = \int_0^\infty \frac{t^2}{\tau} \exp\left(-\frac{t}{\tau}\right) dt = 2\tau^2$, while in is the fixed time jump $\langle\tau_{jump}^2\rangle = \tau^2$. The same phase diffusion coefficient $\omega_0^2\tau$ has been used in Ref. [17] to obtain NMR relaxation expressions, which replicate the traditional NMR relaxation theories; these NMR relaxation expressions have been verified by numerous experimental results; although this theoretical and experimental confirm is from relaxation NMR, it still provide a strong support to select $\omega_0^2\tau$ rather than $\frac{\omega_0^2}{2}\tau$ as a phase diffusion coefficient, considering both the exchange and relaxation are random phase walk processes. Therefore, in the analysis of NMR chemical exchange line shape, the exchange time constant could be a two-time difference depending on the employed models.

Additionally, in Figure 1, the exchange line shapes in normal diffusion and fractional diffusion are significantly different. The spectrum line from coupled fractional diffusion is broader than that of uncoupled fractional diffusion, which may be reasonable because there is a more direct effect of heavy-tailed time distribution on the phase length in the coupled fractional diffusion than that of uncoupled fractional diffusion. Meanwhile, the effect of coupled and uncoupled diffusion on the NMR line shape is different in normal and fractional diffusions; the difference between the coupled and uncoupled diffusion is negligible in normal diffusion but significant in fractional diffusion.

Both the theoretical curves from the coupled and uncoupled fractional phase diffusion become narrower when the fractional derivative parameter α decreases. The overlapped curves in Figure 2 imply the fractional diffusion results reduce to the normal diffusion results when $\alpha = 1$. While, Figure 3 shows the changes in coupled and uncoupled fractional diffusion among different fractional derivative orders, $\alpha = 1, 0.9, 0.75$ and 0.5 . The smaller the α is, the broader the NMR peak is. Additionally, the middle part and the end part of the fractional diffusion curves have different features: the middle part is a narrow peak, while the end parts are broad shoulders. The narrower peak could come from fast exchange time, while broader end shoulders come from slow exchange. In the view of the traditional model, this could be interpreted as a bimodal exchange. However, both the fast and slow exchange times come from the same heavy-tailed time distribution.

The diffusion method proposed here shows excellent results in the fast exchange range, but it encounters challenges in slow exchange. This difficulty in slow exchange results from that the diffusion limit is not met because the experimental time window in NMR is not infinite. It requires further effort to overcome the hurdle. The current method can be combined with other anomalous diffusion models, such as the fractal derivative [28,29,30]. Further research is needed to understand and apply the models,

particularly the fractional diffusion model, and to extend the current method for multiple sites and unequal population exchange.

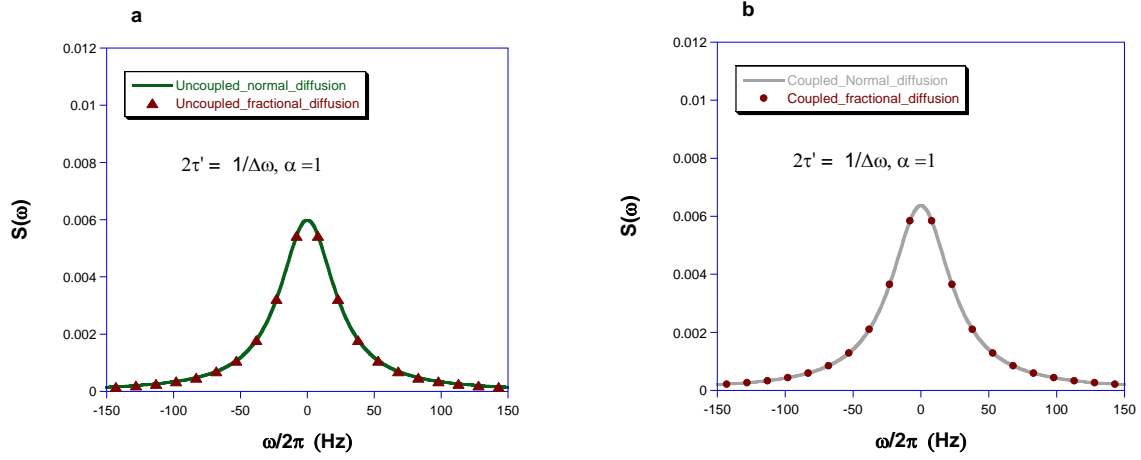


Fig. 2 The fractional diffusion results reduce to the normal diffusion results when $\alpha = 1$, and $\Delta\omega/2\pi = 100$ Hz.

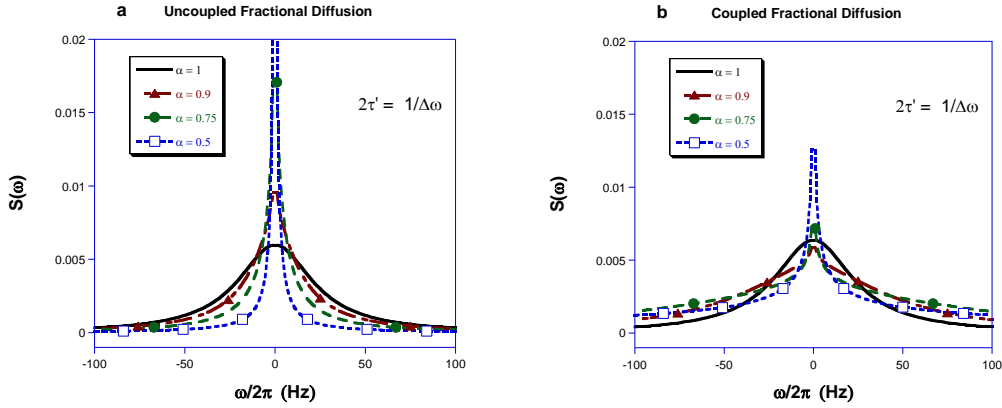


Fig. 3 The changes in coupled and uncoupled fractional diffusion among different fractional derivative orders, $\alpha = 1$, 0.9, 0.75 and 0.5, and $\Delta\omega/2\pi = 100$ Hz.

5. Conclusion

This paper proposes a phase diffusion method to describe the chemical exchange NMR spectrum. The major conclusions are summarized in the following:

1. This method directly analyzes the spin system evolution in phase space rather than real space used by most other traditional models.
2. The line shape difference between coupled and uncoupled phase diffusion is not obvious in normal diffusion but significant in fractional diffusion.
3. There is a significant difference in the line shape between the normal and fractional diffusions.
4. Unlike the traditional method, the exchange time constant can follow certain types of distributions. Additionally, the exchange time constant is two times faster based on the monoexponential time distribution than that obtained by the traditional model.
5. The method could be extended to multiple sites and unequal population chemical exchange. Furthermore, this phase diffusion method could be combined with other phase diffusion equations in relaxation and PFG diffusion to deal with more complicated scenarios.

References

1. A. Abragam, Principles of Nuclear Magnetism, Clarendon Press, Oxford, 1961.
2. C. P. Slichter. Principles of magnetic resonance, Springer series in Solid - State Sciences, Vol. 1, Ed by M. Cardoua, P. Fulde and H. J. Queisser, Springer - Verlag, Berlin (1978).
3. A. G. Palmer, H. Koss, Chapter Six - Chemical Exchange, Editor(s): A. J. Wand, Methods in Enzymology, Academic Press, Volume 615, 2019, 177-236.
4. J. I. Kaplan, G. Fraenkel, NMR of Chemically Exchanging Systems, Academic Press, New York, 1980.
5. C. S. Johnson, Chemical rate processes and magnetic resonance, Adv. Magn. Reson. 1, 33 (1965).
6. N. Daffern, C. Nordyke, M. Zhang, A. G. Palmer, J. E. Straub. Dynamical Models of Chemical Exchange in Nuclear Magnetic Resonance Spectroscopy, The Biophysicist 3(1) (2022): 13-34
7. J. M. Schurr, B. S. Fujimoto, R. Diaz, B. H. Robinson. 1999. Manifestations of slow site exchange processes in solution NMR: a continuous Gaussian exchange model, J. Magn. Reson. 140 (1999) 404-431.
8. G. Lin, A. A. Jones. A lattice model for the simulation of one and two dimensional ^{129}Xe exchange spectra produced by translational diffusion, Solid State Nuclear Magnetic Resonance. 26(2) (2004) 87-98.
9. R. Gorenflo, A.A. Kilbas, F. Mainardi, S.V. Rogosin. Mittag-Leffler Functions, Related Topics and Applications; Springer: Berlin, 2014.
10. T. Sandev, Z. Tomovski, Fractional equations and models. Theory and applications, Springer Nature Switzerland AG, Cham, Switzerland, 2019.
11. R. Kohlrausch, Theorie des elektrischen Rückstandes in der Leidner Flasche, Annalen der Physik und Chemie. 91 (1854) 179-213.
12. G. Williams, D. C. Watts, Non-Symmetrical Dielectric Relaxation Behavior Arising from a Simple Empirical Decay Function, Transactions of the Faraday Society 66 (1970) 80-85.
13. T. R. Lutz, Y. He, M. D. Ediger, H. Cao, G. Lin, A. A. Jones, Macromolecules 36 (2003) 1724.
14. E. Krygier, G. Lin, J. Mendes, G. Mukandela, D. Azar, A.A. Jones, J. A. Pathak, R. H. Colby, S. K. Kumar, G. Floudas, R. Krishnamoorti, R. Faust, Macromolecules 38 (2005), 7721.
15. G. Lin, General pulsed-field gradient signal attenuation expression based on a fractional integral modified-Bloch equation, Commu Nonlinear Sci. Numer. Simul. 63 (2018) 404-420..
16. G. Lin, An effective phase shift diffusion equation method for analysis of PFG normal and fractional diffusions, J. Magn. Reson. 259 (2015) 232-240.
17. G. Lin, Describing NMR relaxation by effective phase diffusion equation, Communications in Nonlinear Science and Numerical Simulation. 99 (2021) 105825.
18. R. L. Magin, Weiguo Li, M. P. Velasco, J. Trujillo, D. A. Reiter, A. Morgenstern, R. G. Spencer, Anomalous NMR relaxation in cartilage matrix components and native cartilage: Fractional-order models, J. Magn. Reson. 210 (2011) 184-191.

19. T. Zavada, N. Südland, R. Kimmich, T.F. Nonnenmacher, Propagator representation of anomalous diffusion: The orientational structure factor formalism in NMR, *Phys. Rev.* 60 (1999) 1292-1298.
20. G. Lin, Describe NMR relaxation by anomalous rotational or translational diffusion, *Commun Nonlinear Sci. Numer. Simul.* 72 (2019) 232.
21. W. Wyss, *J. Math. Phys.* (1986) 2782-2785.
22. A. I. Saichev, G.M. Zaslavsky, Fractional kinetic equations: Solutions and applications. *Chaos* 7 (1997) 753–764.
23. R. Gorenflo, F. Mainardi, Fractional Diffusion Processes: Probability Distributions and Continuous Time Random Walk, in: *Lecture Notes in Physics*, No 621, Springer-Verlag, Berlin, 2003, pp. 148–166.
24. F. Mainardi, Yu. Luchko, G. Pagnini, The fundamental solution of the space-time fractional diffusion equation, *Fract. Calc. Appl. Anal.* 4 (2001) 153–192.
25. Y. Povstenko. *Linear Fractional Diffusion-Wave Equation for Scientists and Engineers*, Birkhäuser, New York, 2015.
26. R. Metzler, J. Klafter, The random walk's guide to anomalous diffusion: a fractional dynamics approach, *Phys. Rep.* 339 (2000) 1–77.
27. G. Germano, M. Politi, E. Scalas, R. L. Schilling. *Phys Rev E* 2009;79:066102.
28. W. Chen, Time space fabric underlying anomalous diffusion, *Chaos Solitons Fractals* 28 (2006) 923.
29. W. Chen, H. Sun, X. Zhang, D. Korošak, Anomalous diffusion modeling by fractal and fractional derivatives, *Comput. Math. Appl.* 5 (5) (2010) 1754–1758.
30. H. Sun, M.M. Meerschaert, Y. Zhang, J. Zhu, W. Chen, A fractal Richards' equation to capture the non-Boltzmann scaling of water transport in unsaturated media, *Adv. Water Resour.* 52 (2013) 292–295.