

# Learning from Data Streams: An Overview and Update

Jesse Read and Indrė Žliobaitė

## Abstract

The literature on machine learning in the context of data streams is vast and growing. This indicates not only an ongoing interest, but also an ongoing need for new developments in this area. However, as it is subject to rapidly evolving industrial needs and academic developments in artificial intelligence, data stream learning settings (assumptions, constraints, requirements, benchmarks) have undergone major shifts. And thus, much existing material has become outdated, or is increasingly isolated in the literature. Therefore, unlike previous tutorials and surveys on this topic, we take a fresh and critical view; and we embrace and drive towards neighboring areas in the literature, rather than strive to defend the status quo. We reformulate the fundamental definitions of supervised data-stream learning with regard to contemporary considerations of concept drift and temporal dependence, including tasks such as continual and reinforcement learning. Equipped with this we take a fresh look at what constitutes a supervised data-stream learning task, and carry out a re-consideration of algorithms that may be applied to tackle such tasks. To aid our construction of this formulation we leveraged an informal survey among industrial players dealing with streaming data on a regular basis.

From an introduction based on solid principals, we survey different approaches and methods, constraint their suitability to different problems, their respective advantages and limitations; and we produce a set of recommendations suited to modern data-stream settings. Our main emphasis is that streaming data by itself does not impose a particular learning regime, such as online-learning or single-pass learning, or any particular constraints on memory and time. Learning regimes over streaming data can vary, and should be adapted to appropriate settings, selected and developed according to the minimum necessary restrictions, and maximum robustness and trustworthiness.

# 1 Introduction

A large area of the machine learning literature deals with tasks involving supervised learning in the context of data streams, often focused on classification; occasionally also, regression. This scenario involves carrying out learning and prediction in an environment where instances are arriving continually, one instance at a time, rather than being supplied as a fixed dataset prior to model deployment as in the classical machine learning setting.

Indeed, published in the last five years are around 20k papers mentioning classification and data streams in the title<sup>1</sup>. However, we build a case that many of these are not developed for or tested in realistic settings. Many researchers insist on the ubiquity of streams in the real world yet only test their methods on synthetic data or fixed data sets which are at best small snapshots of streams or artificially handled like streams. Many of those sets are decades-old, have very few attributes and do not represent realistic streaming scenarios. More concerning is that research papers often dogmatically single out and apply selected assumptions and constraints without questioning their realism, and, more importantly, without looking at utility of the task and feasible resources as a whole. For instance, online and incremental learning regimes are often posited as mandatory, storing instances is seen as a taboo, too much emphasis is placed on accurate drift-detection (even when classification is the primary task), and computing resources are claimed to be unrealistically scarce in memory or otherwise limited.

We do not question the importance of research contributions of the field over many years. A great richness of empirical, methodological, and theoretical developments in the data stream learning research have certainly been key for practical advancements. As for any maturing discipline, the time comes for a synthesis and reflection on the academic research developments in data streams. We aim to provide a timely update.

In preparation for this study we have informally surveyed a number of our industry contacts, including in banking, finance, energy management and smart grids, and medicine, who deal with streaming data. Following this survey, we are inspired to freshly answer the questions: what is a formal definition of a data-stream learning task, where do we find such tasks in practice, and which kinds of machine learning processes are best applicable to such settings.

## 2 Data Streams: Main Terminology and Definitions

We start from a formal description of data streams, using the language of random variables, moving from the abstraction of statistical processes to implementation practicalities.

---

<sup>1</sup>Google Scholar

## 2.1 Data streams

We denote random variable  $X$  as associated with distribution  $P(X)$ , which we refer to as the **generating distribution**

$$x \sim P(X)$$

can be considered as *generating* a data point  $x$ . This corresponds to some real world process, for example flipping a coin and observing the outcome  $x$  (e.g., represented as  $x \in \{\text{heads}, \text{tails}\}$  or, more generally,  $x \in \{0, 1\}$ ).

A stochastic **generating process** is sufficient to represent a sequence,

$$\{X_1, X_2, \dots, X_i, \dots\}$$

i.e., random variables indexed by discrete *time indices*  $i$ . These indices  $i$  distinguish among data generated at different times. Using the generating distribution  $x_i \sim P(X_i)$  a number of times we thus may generate a sequence of data

$$x_1, x_2, \dots, x_i, \dots$$

These realizations could be, for example, a series of coin flips  $x_1, \dots, x_5$  (e.g., 0, 1, 1, 0, 1). Beyond the outcome of coin flips,  $x_i$  may represent any kind of object, for example, a measurement, outcome of an experiment, a vector of attributes, a set, matrix, graph embedding, or network packet. When the context of  $i$  is not needed, we may refer simply to instance  $x$ .

**Definition 2.1** (Instance  $x$ ). Instance  $x$  is an instantaneous observation (snapshot, or measurement) of some real life process (such as an experiment); it may be associated with an index, e.g.,  $x_i$  or  $x_t$ , to differentiate from other instances.

In this article we consider the case of supervised learning in data streams. For this, without loss of generality, we consider a multi-dimensional instance  $(x_i, y_i)$ , which we in the context of machine learning refer to as the training example. This is without loss of generality with respect to an instance  $x_t$  in the sense that

$$x_i = [x_{i,1}, x_{i,2}] = (x_i, y_i)$$

i.e., it is merely a question of notation which dimension we denote as  $y_i$ . We may explicitly denote the generation of a training example as

$$(x_i, y_i) \sim P(X_i, Y_i) \tag{1}$$

having the same index ( $i$ ), which though does not mean that the data was generated at the same time. For example where  $x_i$  may be the average temperature on Monday, and  $y_i$  may contain the average temperature on Tuesday. Indeed, when  $x_i$  is multidimensional

(of  $d$  features) it may contain an entire history vector of up to  $d$  average temperatures, all measured on different days. the key trait of any given  $(x, y)$ -pair is that they were generated by the same process, following  $P$ ; as per Eq. (1). We call this  $P$  the representation of the **concept**.

**Definition 2.2** (Concept). A concept is a real, but unobservable, process modelled by the generating distribution  $P(X, Y)$ .

Consider Fig. 1 which shows the different components of a simple concept, and a number of 1-dimensional observations that have been drawn from it and thus are independently and identically distributed (IID).

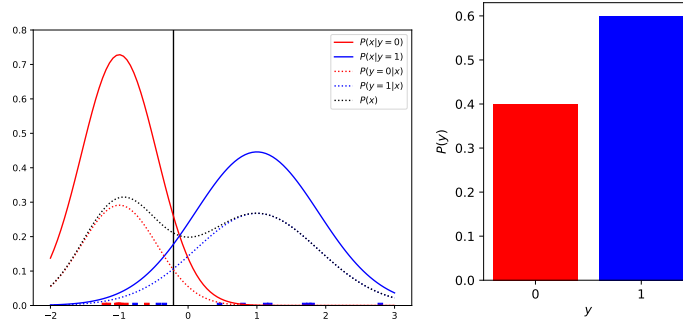


Figure 1: Visual specification of a concept  $P(X, Y) = P(X|Y)P(Y) = P(Y|X)P(X)$ . Data points  $x_t$  are coloured by labels  $y_t \in \{0, 1\}$  at the bottom. A classifier decision boundary is shown as a solid vertical black line but this is not a necessary defining part of the concept itself.

Theoretically we could infer the concept by observing an infinite number of examples from the generating process,

$$(x_1, y_1), (x_2, y_2), \dots, (x_i, y_i), \dots, (x_\infty, y_\infty) \quad (2)$$

for example, by flipping a coin forever. The catch is that in practice we can never observe  $P(X, Y)$  directly and thus it remains a mathematical abstraction of a real-world process.

The definitions so far used the standard tools of statistics and stochastic processes. The key element which makes data stream learning a distinct area of study, is an implementation mechanism that we call the **instance-delivery process** (IDP), which is responsible for delivering the instances to an algorithm inside a software or hardware system.

**Definition 2.3** (Instance-Delivery Process (IDP)). is the process of delivering the instance  $x$  to an algorithm at time step  $t$  and assigning the time index  $t$  to  $x$  upon delivery.

Unlike  $i$ , the IDP-assigned index  $t$  reflects the arrival time observed by the learning system, whereas  $i$  as used hitherto, was only used to distinguish one instance from another. The IDP is thus an essential component to define a **data stream**, since without it, we just have an abstract stochastic process. The IDP is inherently an issue of software and hardware implementation, rather than a mathematical abstraction. Data arrives to a system and is converted into a

standard instance representation (usually a vector of  $d$  features), reassigned a time index, and as it is delivered for learning.

**Definition 2.4** (Data stream). A data stream is the mode of access to a theoretically-infinite sequence of instances, generated from a concept and delivered for to an algorithm (subsystem) via an **instance-delivery process** (IDP) with a time index  $t$  reflecting order of delivery. This mode of access restricts the view of a learning algorithm to instance  $x_t$  uniquely at time step  $t$ , proceeding thus in linear time order  $t = 1, 2, \dots, \infty$ , without ever being able to disclose which will be the final instance.

In the context of this manuscript, the algorithm in question is a *learning* algorithm.

Notably, in the supervised machine learning context there are at least two IDPs and thus two streams to consider:

1. The *stream of test instances*  $x_1, \dots, x_t, \dots$ ; and
2. The *stream of training pairs*  $(x_1, y_1), \dots, (x_t, y_t), \dots$ ; Eq. (2).

Note that IDP is responsible for supplying  $(x_t, y_t)$  as a single instance, even if the two components of data are generated and arrive at first contact with the system at different times. Naturally, the learning stream with ground truth labels will be at least one step in time behind the prediction stream, otherwise there is no point to learn to predict, since the answers are already available.

Consider two toy examples illustrated in Fig. 3):

1.  $(x_t, y_t)$  where  $x_t = [x_{t,1}, x_{t,2}]$  where  $x_{t,1}$  is the temperature ( $^{\circ}\text{C}$ ) at midday on the  $x_{t,2}$ -th day of measurements; and  $y_t = 1$  if it rains on the  $(x_{t,2} + 1)$ -th day.
2.  $(x_t, y_t)$  where  $x_t$  is the number of people that passed through a particular airport security gate in a one minute interval (e.g., between 12:00 and 12:01), and  $y_t$  is the number of people having passed through a different gate at the same time.

Note that while the  $i$ -th point is guaranteed to be generated by the generating process, we are not guaranteed to observe all the points in the respective data-stream (indexed by  $t$ ).

For practical purposes, the time information regarding either generation or arrival, can be included as features in  $x_t$ . The original instance indices  $i$  prior to being treated as in a data stream serve only to distinguish different instances if examples do not arrive in the order in which they have been generated.

This difference allows us to clarify the difference between a **time series** and a data stream:

**Definition 2.5** (Time series). A time series is a sequence of points indexed by time; e.g., point  $x_i$  at time  $i$ .

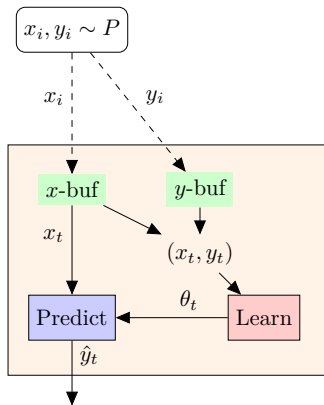


Figure 2: The data generating process provides pairs  $(x_i, y_i)$  from concept  $P$  which are provided to the system (dashed arrows to the enclosing box), then reindexed and provided as  $x_t$  and  $y_t$  to the learning system by the IDPs (solid black arrows). Here we observe several streams: labeled instances to the learning algorithm, test instances to the prediction algorithm, parameter-updates  $\theta_t$  from the learning algorithm to the prediction algorithm, and predictions  $\hat{y}_t$  leaving the system. A buffer is required when instantaneous of data to the learning algorithm cannot be guaranteed.

Whereas a data stream is a mode of access where index  $t$  is access time, a time series is a sequence where index  $i$  reflects a particular time relevant to potential learning from instance  $x_i$ ; i.e., the subscript has an engineering connection. For example,  $x_i$  is the temperature at time  $i$ , and  $x_t$  the  $t$ -th instance presented to the learning algorithm.

When using the data-stream mode of access on a time series sequence, we can speak of **data-stream time series**. With reference to Fig. 2: it may be the case that  $x_i = x_t$  are the same object when  $i = t$ . Or,  $x_i$  may be the  $i$ -th measurement recorded, but the  $t$ -th one presented (streamed) to the learning algorithm by the IDP, such that  $x_i \neq x_t$  even for the same  $i = t$ . For example, temperature  $x_i$  measured at time  $i$ , but then presented as  $x_t$  to the learning algorithm at time  $t$ .

If we consider a time series  $\{u_i\}$  (to avoid notational confusion with stream  $\{x_t\}$ ) it is clear how we may consider a data stream as an operator (denoted in the following as  $\phi$ ) that transforms one temperature time series into another:

$$x_1, \dots, x_t, \dots, x_T = \phi(u_1, \dots, u_i, \dots, u_T) \quad (3)$$

If  $\phi$  selects and provides elements in a random order from the original stream, it essentially shuffles the data, and de-trends the time series, i.e., with temporal dependence removed, hence an IID sequence. An algorithm on the receiving end of such a stream would only be able to learn basic quantities such as the mean, variance, etc., but would not have access to any trend. Thus, data dynamics

Example 0 (Coin flip)											
$i$	...	3	4	5	6	7	8	9	10	11	...
$x_i$	...	0	1	1	0	0	1	0	1	1	...

Example 1 (Average temperature for given day)											
$t$	...	3	4	5	6	7	8	9	10	11	...
$x_{t,1}$	...	9	12	13	17	16	12	3	1	1	...
$x_{t,2}$	...	3	4	5	6	7	8	14	15	16	...
$y_t$	...	0	0	1	1	1	1	0	0	0	...

Example 2 (Count of people passing through two different security gates)											
$t$	...	3	4	5	6	7	8	9	10	11	...
$x_t$	...	7	6	7	5	0	0	0	0	0	...
$y_t$	...	0	0	0	0	0	2	8	7	8	...

Figure 3: The coin flip example of a generating process and examples of data streams (examples 1. and 2).

(i.e., concept) may be modified by a stream.

This construct (again with reference to Fig. 2) also allows for the same instance to be passed through various times. Indeed, by replacing  $P$  with dataset  $\mathcal{D} = \{u_i\}_{i=1}^n$ , a dataset of fixed length  $n$  may be transformed into a stream of infinite length; as each instance is passed through the IDP multiple times; each time given a different time stamp. Using the operator symbol  $\phi$ , we may write:

$$x_1, \dots, x_t, \dots, x_\infty = \phi(u_1, \dots, u_n)$$

This approach can be used when a data set is too large to fit into memory.

It means that the stream is the mode of access to data; defining how data arrives to a system (such as a learning system, as with which we are mainly concerned); but the choice and parametrization of such a system is separate from that of the stream. A learning system can, however, transform a stream internally (e.g., transform a single-pass stream into multiple passes via a ‘sub’-stream), but we consider such a strategy as part of a learning methodology (which we cover in Section 4).

## 2.2 Concept drift

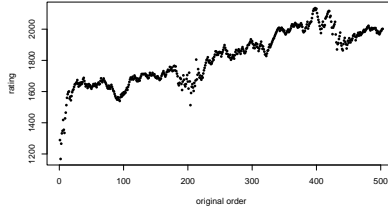
The topic of concept drift is tightly although not exclusively linked to data stream learning. The understanding of what exactly constitutes concept drift and how best to deal with it continues to develop in research [83, 23, 82, 48, 13, 81].

**Definition 2.6** (Concept drift). Concept drift is an unforeseeable change to the data generating process over time; i.e., such that, for at least some  $t$ :

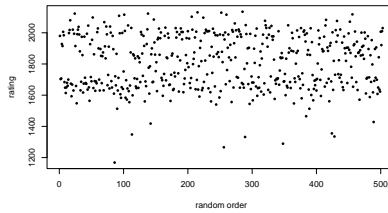
$$P_{t-1}(X, Y) \neq P_t(X, Y) \tag{4}$$

(and, equivalently:  $P(X_{t-1}, Y_{t-1}) \neq P(X_t, Y_t)$ ).

True  $P$  is unknown to the user, thus the task of detecting a change in  $P$  is an inherently difficult and often subjective task.



(a) Time series view



(b) Data-stream (random) mode of access

Figure 4: Chess rating trends from [94]: in (a) original time series and (b) a data stream (cf. Eq. (3)) with a random mode of access.

Concept drift may be considered as a secondary generating process

$$P_t \sim D(\mathcal{P}) \quad (5)$$

where  $\mathcal{P}$  is a random variable of which the support is the set of all possible joint distributions over  $X$  and  $Y$ , and thus  $D(\mathcal{P})$  is the distribution over them.

From the joint rule of probability (and following Fig. 1),

$$P_t(X, Y) = P_t(X|Y)P_t(Y) = P_t(Y|X)P_t(X) \quad (6)$$

Any of these components may drift, either separately or together, entirely or partially (e.g.,  $X$  may be composed of  $d$  features of which only a subset may change their distribution). A change in  $P(X)$  can happen without affecting  $P(X|Y)$ , this is known as the virtual drift [79]. The real drift, on the other hand, is a change in  $P(X|Y)$ , which may or may not manifest as a change in  $P(X)$  [79, 93]. In addition, drifts are often categorized in terms of their configuration over time and their magnitude [23]. The *magnitude* refers to how different are  $\mathcal{P}_t$  from and  $\mathcal{P}_{t+1}$ ; and the *time* refers to how often  $\mathcal{P}_t$  and  $\mathcal{P}_{t+1}$  are different versus how often they are the same. In these two dimensions drifts can be described as gradual, abrupt, seasonal, anomalous and many other [23]. In principle an infinite number of drift types can be conceived, therefore any categorization is just an empirical guideline. Literature is very limited; however, in demonstrating what kinds of drift occur in practice.



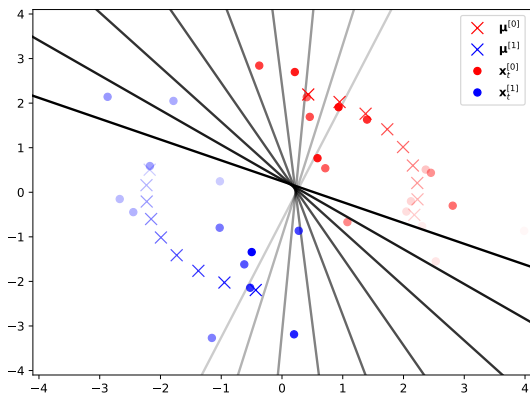


Figure 5: A drifting concept; extending Fig. 1 into 2D with drift; where  $P_t(X, Y)$  is drifting (namely, over  $t = 10, \dots, 20$ ). Specifically:  $P_t(X, Y) = P_t(X|Y)P_t(Y) := \mathcal{N}(\boldsymbol{\mu}_t^{[Y_t]}, \mathbf{I}_2)\mathcal{B}(0.5)$ , where only  $\boldsymbol{\mu}_t$  (i.e., only  $P_t(X|Y)$ ) is drifting, visually specified;  $\mathcal{B}(0.5)$  indicates  $P(Y = 1) = P(Y = 2) = 0.5$ ; similarly to in Fig. 1 (right) but with  $\theta = 0.5$ . Point transparency is inversely proportional to  $t$ . Optimal decision boundary shown (again, for classification accuracy) for reference.

It is generally accepted in the literature that the onset of drift is unforeseeable and, the behaviour of drift is unpredictable in the long term [47]. Interestingly, most dictionary definitions of the word ‘drift’ refer to a *slow* process. This would suggest that most streams are dominated by stationary or almost-stationary concepts, which is rarely emphasised in data-streams research. Certainly the terms such as ‘long term’, and ‘slow’ are subjective as well. A key distinction is the concept is moving towards a known outcome, this is not drift. For example, it becomes hotter every summer and cooler every winter; this is not drift, just part of the concept. We discuss this further in Section 2.3.

Although the term *concept drift* is strongly associated with data streams, similar mechanisms are also well-known across the literature, such as *hidden contexts* [83, 34] (which touch upon causality) that are indirectly related to *meta learning*. In the statistical learning community, the scenario when the joint distribution of inputs and outputs differs between training and testing stages is known as *dataset shift* [60], including, *covariate shift*<sup>2</sup> [72].

### 2.3 Temporal dependence

Concept drift violates the “identical” part of identically and independently distributed data. The second part – “independent” is also often violated in practice even within a concept, for instance when the data generating process (concept,

<sup>2</sup>Technically, covariate shift should only involve input distributions change, since statisticians call  $x$  a covariate (or independent variable)

$P$ ) makes data points temporally dependent.

**Definition 2.7** (Temporal dependence). A time series  $X_1, X_2, \dots, X_t, \dots$  exhibits temporal dependence when, for at least two variables  $X_t$  and  $X_\tau$  separated by time (i.e.,  $t \neq \tau$ ), we have

$$P(X_t|X_\tau) \neq P(X_t). \quad (7)$$

i.e., when independence does not hold. This definition holds also under different dimensions of the same time entry, i.e.,

$$P(Y_t|X_\tau) \neq P(Y_t) \quad \text{and} \quad P(X_t|Y_\tau) \neq P(X_t)$$

are also examples of temporal dependence.

A counter example (no temporal dependence) is the ‘coin flip’ stream, where flip  $X_t$  is not associated with any other flip.

However, in the case of dependence, because of Eq. (7) we find that the concept depicted by Eq. (6) develops instead as:

$$P(X_t, Y_t) = P(Y_t|X_t)P(X_t|x_{t-1}) \quad (8)$$

which explicitly assumes a concrete observation  $x_{t-1}$ . So  $x_t$  (and  $y_t$ ) is produced,

$$(x_t, y_t) \sim P(X_t, Y_t)$$

and then  $x_{t+1}$  is generated from the concept on fixed  $x_t$ , and so on, in this fashion. This is temporal dependence with a fixed concept (if  $P$  does not change). Without fixed observations, we consider the probability of generating an entire stream or segment, e.g.,

$$P(X_t, \dots, X_{t+l})$$

for the sequence of observations from point  $t$  to  $t+l$ .

Fig. 6 shows a snapshot of the Electricity dataset often used as a benchmark in streams literature [95], exhibiting obvious temporal dependence across  $X_t$  and  $Y_t$ . We may also reference Fig. 4a as an example of obvious temporal dependence (that has been removed in Fig. 4b).

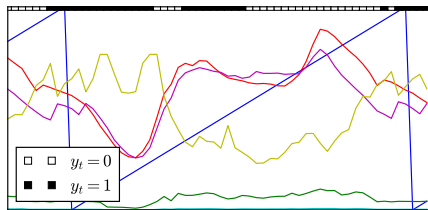


Figure 6: A snapshot of the Electricity dataset.

## 2.4 Stationarity

Suppose a window  $X_t, \dots, X_{t+l}$  of temporally-dependent observations from a time series.

**Definition 2.8** (Non-stationary time series). In non-stationary time series the mean and variance of any window  $X_t, \dots, X_{t+l}$  can differ for some  $t \neq \tau$  and  $l$ . We may write:

$$P_t(X_t, \dots, X_{t+l}) \neq P_\tau(X_\tau, \dots, X_{\tau+l}). \quad (9)$$

A stationary time series, on the other hand, is one whose properties do not depend on the time at which the series is observed [39].

As the mean and variance (of  $P_t$ ) may change for different  $t$ ; the definition of non-stationary is therefore closely related to concept drift. In comparing Eq. (4) and Eq. (9) we can see that non-stationarity in time series is equivalent to concept drift in data streams. Indeed, in the special case of  $l = 0$ , we recover Eq. (4).

Stationarity is a well-studied topic in the time series and machine-learning literature [39, 78], and many of time series models, such as auto-regressive moving averages, rely on stationarity. An example of non-stationary time series (vs stationary) is given in Fig. 7.

We should recall, that a main point is not only if  $P_t$  changes over time  $t$  and for which  $t$ , but which aspects of  $P_t$  change (while other aspects may remain constant; as discussed also with regard to drift).

Definitions of stationarity and drift, however, are only precise in relation to the hypothetical ground truth  $P$ . Our estimates of  $P$ , and thus our estimates of the underlying properties of the stream, will vary depending on how many training examples we have thus far observed from the stream. Fig. 8 illustrates.

Despite the massive presence and discussion of drift the data-stream learning literature, this remains an unsupervised task; whereas in this article we are focused on *supervised learning* as it relates to data streams.

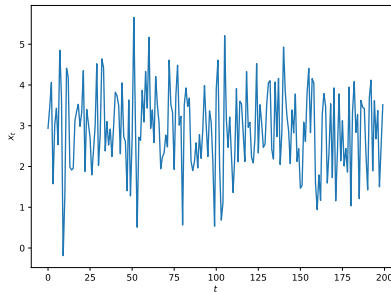
## 3 Data Stream Learning: Task Settings

In a machine learning setting, we wish to use available data (in the data stream case, in supervised learning, we have observed at most the training pairs  $\{(x_1, y_1), \dots, (x_{t-1}, y_{t-1})\}$  by time  $t$ ) with which to build a decision function  $h$  parametrized by  $\theta$ , which – upon receiving any new instance  $x$  – produces prediction  $\hat{y} = h(x; \theta)$  that minimizes expected loss

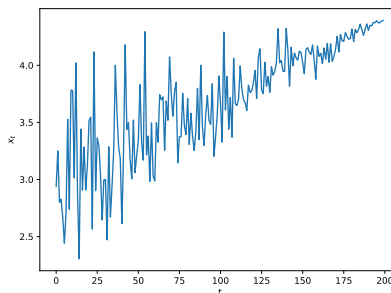
$$E_{y|x} = \mathbb{E}_{Y \sim P(Y|x)} [L(Y, \hat{y})] \quad (10)$$

for given loss metric  $L$ , the performance metric of interest, which defines our learning task. The task is solved when we find some  $\hat{\theta}$  such to achieve the minimization of this expected error, i.e.,

$$\hat{\theta} = \underset{\theta}{\operatorname{argmin}} E_{y|x}(\theta), \quad (11)$$



(a)



(b)

Figure 7: An example of (a) stationary vs (b) non-stationary time series; the difference can be seen for two reasons: changing mean (i.e., trend), and variance (i.e., properties of  $P_t$ , in relation to different windows over the data). Is (b) also drift? If the trend continues upwards in a predictable way, then it cannot be drift which above all, is unpredictable. In practice, such an assumption (of predictability) is likely to be incorrect over the long term, and hence be a concept drift. But since we cannot observe the true concept  $P_t$  behind real-world data, this remains a hypothesis.

noting that  $E_{y|x}$  can indeed be written as a function of  $\theta$  via decisions and decision function  $\hat{y} = h(x; \theta)$ .

An example of such a decision function is already given in Fig. 1: where  $\theta$  is the threshold, shown as the vertical line, and

$$\hat{y}_t = h(x_t; \theta) = \llbracket x_t \geq \theta \rrbracket \quad (12)$$

having denoted indicator function  $\llbracket x_t \geq \theta \rrbracket$  such that  $\hat{y}_t$  takes label 1 if  $x_t$  is greater than (or equal to) threshold/parameter  $\theta$ ; and 0 otherwise.

The ideal model  $h(x_t; \theta)$  (satisfying Eq. (11)) is a function of concept  $P$  (precisely, where  $P(y = 0|x_t = \theta) = P(y = 1|x_t = \theta)$ ). Using this true underlying

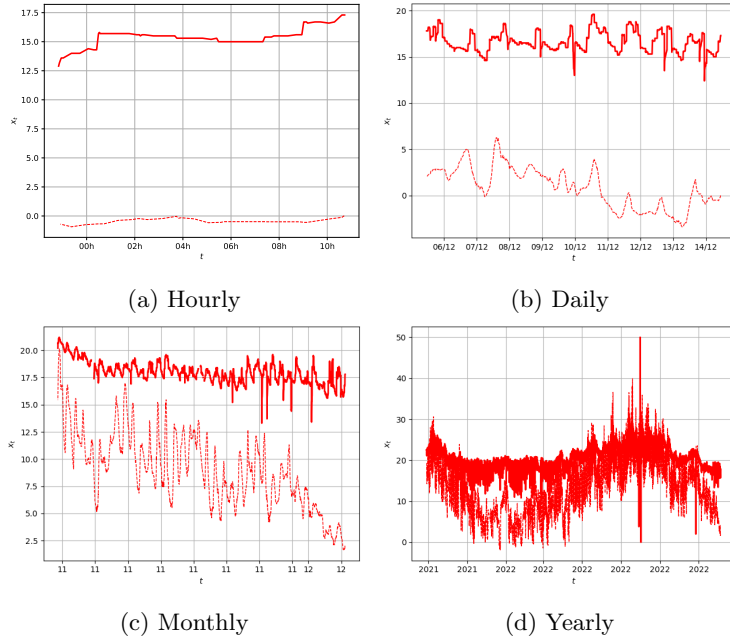


Figure 8: Temperature readings measured inside and outside by author Read near Paris, France. The statistical characteristics of the series, such as the mean, variance, and trend, can be seen to vary as more instances are observed.

generating distribution  $P$ , Eq. (10) may be written as

$$E_{y|x} = \sum_{y \in \mathcal{Y}} L(\hat{y}, y) P(y|x) \quad (13)$$

$$= e + \text{bias}^2 + \text{variance}. \quad (14)$$

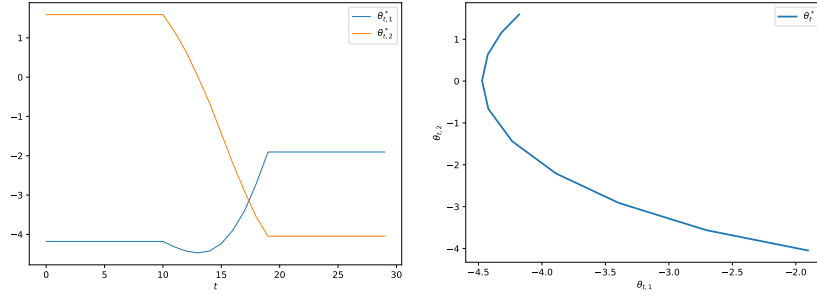
where  $e$  the irreducible error (or, noise term, or Bayes error [18]) which stems from the stochastic nature of the underlying concept; and also the bias and variance terms which stem from model error (an imperfect  $\theta$ ).

To tie the concepts together in the context of streams: to minimize error Eq. (10), (as per minimization Eq. (11)) in the context of classification (e.g., Eq. (12)) and under classification accuracy (equivalent to 0/1-loss  $L$ ), we should equivalently provide the following for each test instance  $x_t$ :

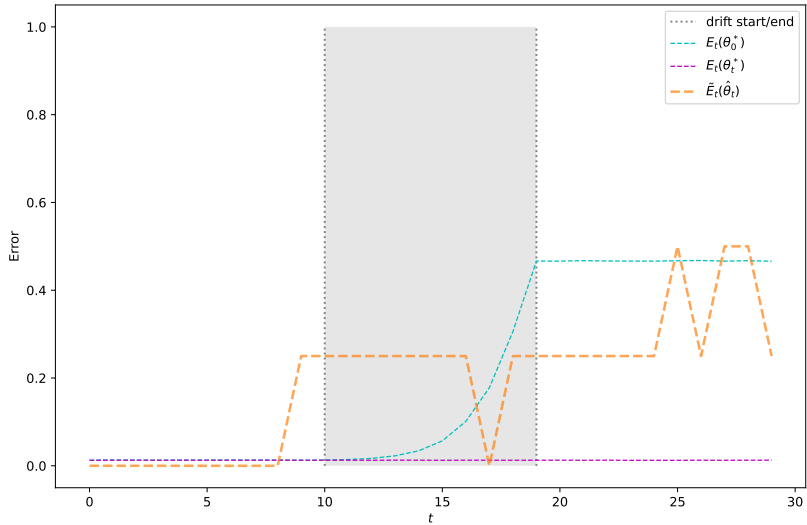
$$\hat{y}_t = h(x_t; \theta) = \underset{y}{\operatorname{argmax}} P_t(y|x_t) \quad (15)$$

Obtaining  $\hat{P} \approx P$  from finite data is already the major challenge of machine learning. In concept-drifting data streams, we are chasing a moving target  $P_t$  which, by definition, cannot be accurately anticipated. Further illustration is provided in Fig. 9, which continues Fig. 5; showing how the drift affects

parameter values of the data generating model and error rates of the predictions. Empirical measurements of error ( $\tilde{E}(\theta)$ ) provide only a rough estimate of the value of a given  $\theta$  (i.e., of the relative performance of a given model  $h$ ). Concept drift is yet another unknown in the equation.



(a) Optimal parameters  $\theta_{t,1}^*, \theta_{t,2}^*$  wrt  $t$ . (b) As in (a), but  $\theta_{t,1}^*$  wrt  $\theta_{t,2}^*$ .



(c)  $\tilde{E}_t(\hat{\theta}_t)$  denotes a rolling average of the predictive error of a model ( $k$ -nearest neighbors with  $k = 3$ ) at time  $t$ .  $E_t$  denotes the expectation/theoretical average error of an optimal model/optimal parameters ( $e$  of Eq. (14)):  $\theta_0^*$  when the parameters are/were optimal at  $t = 0$  only (*prior to drift*); and  $\theta_t^*$  where parameters are always optimal, even through the drift. The difficulty of estimating drift from empirical error rates is clear.

Figure 9: The goal of supervised learning in a data stream is to produce  $\hat{\theta}_t \approx \theta_t^*$ , adapting to drift over time  $t$ , such that  $E_t(\hat{\theta}_t) \approx E_t(\theta_t^*)$  for all  $t$ .

Thus, a machine learning task setting is imposed by the domain of  $X_t, Y_t \sim P(X_t, Y_t)$ , and the loss function  $L(\hat{y}_t, y_t)$ . Later we deal with the algorithmic

strategies in terms of model choice  $h(\cdot; \theta)$  and optimization algorithm (finding the best  $\theta_*$ ); in Section 4, i.e., models and optimization.

### 3.1 The classic task: IID classification and regression

In the classic data-stream setting of classification and regression we model (again, either implicitly via some aspect  $\theta$ , or explicitly):

$$P_t(Y_t|X_t) \propto P_t(X_t, Y_t)$$

such as to produce a mapping from input  $x_t$  to output  $y_t$ ; assuming IID data, and thus *that it is possible to obtain* the optimal predictions from a simple mapping  $x_t \mapsto y_t$ . This concept is illustrated in the form of probabilistic graphic models, in Fig. 10.

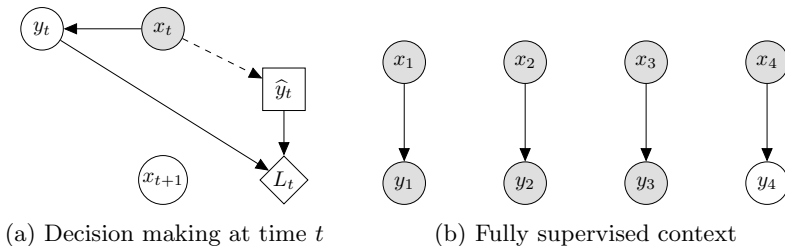


Figure 10: The IID case: (a) is an influence diagram illustrating the decision process at time  $t$ , showing observation  $x_t$ , the prediction (decision)  $\hat{y}_t = h(x_t)$  provided by a classifier (or regressor), and the outcome error/loss  $L_t = L(y_t, \hat{y}_t)$ . Note the [IID] assumption that the generation of  $x_{t+1}$  is not affected by  $x_t$ . The link from  $x_t$  to  $y_t$  is the concept (Def. 2.2;  $P(X_t, Y_t)$  from Eq. (1)). In (b) this same concept is ‘unrolled’ from  $t = 1$  until  $t = 4$  in the fully supervised data-stream context; note how training data  $\{(x_1, y_1), \dots, (x_3, y_3)\}$  is shaded as observation, indicating the setting where (assumption that) all training pairs up to time  $t - 1$  have been observed, prior to requiring prediction at  $t$ .

However, in reality, data streams are rarely IID [76, 20]. Often there is temporal dependence (Definition 2.7) such that, e.g.,  $P(X_t|X_{t-1}) \neq P(X_t)$ . In the case a logical learning strategy would be to incorporate the temporal dependence into the predictive model drawing on

$$P(Y_t|X_t, X_{t-1})$$

as illustrated in Fig. 15.

By introducing the concept of a time-index offset  $|l| > 0$  and windows  $Z_t \subset \{X_1, \dots, X_t\}$  (or  $Z_t \subset \{X_1, \dots, X_t, Y_1, \dots, Y_{t-1}\}$  if such observations  $Y$  will also be available), we can generalize a number of task settings to the IID case discussed and shown above; e.g., we may convert Fig. 11 into Fig. 10 (replacing  $x$  by  $z$  in the former). Several such ‘conversions’ are illustrated in Table 1; all

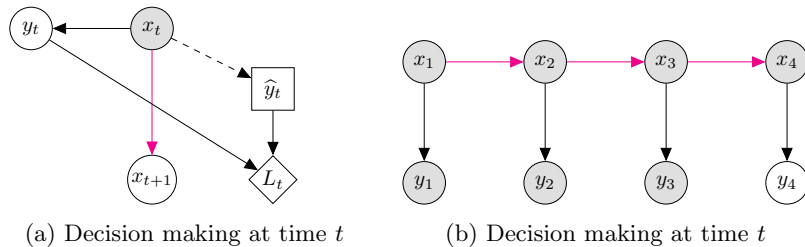


Figure 11: As per Fig. 10 but incorporating Markovian dependence among the observations (shown in magenta) into the concept  $P(X_t, Y_t)$ ; as exemplified by Eq. (8).

Task	Inputs	Outputs
Standard task (IID)	$x_t$	$y_t$
Filtering	$z_t(x_1, \dots, x_t)$	$y_t$
Forecasting	$z_t(y_1, \dots, y_t)$ ( $l$ -step ahead)	$y_{t+l}$
Forecasting	$z_t(x_1, \dots, x_t)$ (multi-step)	$y_t, \dots, y_{t+l}$
Smoothing	$z_t(x_1, \dots, x_t, \dots, x_{t+l})$	$y_t$
Autonomous Agent	$z_t(x_1, \dots, x_t)$	$y_t$

Table 1: The standard prediction task, of mapping inputs to outputs  $h_t : x_t \mapsto y_t$  can be applied in an ‘off-the-shelf’ manner in many different contexts, simply by redefining the inputs and outputs; for any integer  $|l| > 1$ . Only the learning task is different. The learning task for creating an autonomous agent is reinforcement learning; for others it is [semi-]supervised learning.

are identical in the abstract machine-learning sense of providing a function to map some input (‘ $x$ ’, or ‘ $z$ ’) to some output (‘ $y$ ’).

There is a good body of literature detailing some choices for forming  $Z_t$ ; see, e.g., [12]. These choices are driven by aspects of the data, and loss function; i.e., the ‘task’ in question. In the following we look at some particular cases in the context of data streams.

### 3.2 Filtering (time series nowcasting)

If we predict the present from the past up to the current point, our task involves the study of<sup>3</sup>

$$P(Y_t | X_1, \dots, X_t)$$

and therefore  $P(Y_t | Z_t)$  where  $Z_t \equiv Z(X_1, \dots, X_t)$ .

The filtering task, sometimes called nowcasting, is thus to predict the present. For example, in spam filtering [70, 49, 9]: given all emails received  $x_1, \dots, x_{t-1}$ ,

<sup>3</sup>Again, we exemplify with the discriminative approach common to data streams; but we may recall that  $\operatorname{argmax}_y P(y|X) = \operatorname{argmax} P(X, y)$ , thus generative approaches are equivalently possible



a model must decide if the current email  $x_t$  is **spam** or **not spam** (and it must decide right ‘now’, at time  $t$ ).

The task of filtering is extremely well-known to signal processing (from where it takes its name), but the term is also well used in machine learning, e.g., where binary classification is often known as ‘filtering’. Indeed the very first application of a multi-layer neural network was in fact as a phone-line filter (1959, Widrow & Hoff).

Fig. 12 illustrates a supervised-learning data-stream filtering task context in terms of data (without drawing any specific modelling assumptions such as that of temporal dependence).

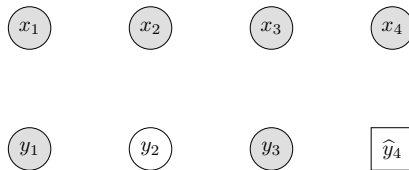


Figure 12: A filtering task in a stream; at current time  $t = 4$ . The objective is to output prediction  $\hat{y}_4$  (decision node), having thus far observed stream  $(x_1, y_1), x_2, (x_3, y_3), x_4$ . It is an open question how to deal with the fact that  $y_2$  is not observed/available (and hence particular dependency structures that might characterise a particular model are *not* shown here).

### 3.3 Forecasting (predicting the future)

Forecasting involves the study of

$$P(Y_{t+l}|Y_1, \dots, Y_t)$$

for some  $|l| > 0$  and, therefore equivalently  $P(Y_{t+1}|Z_t)$  where  $Z_t \equiv Z(Y_1, \dots, Y_t)$  (or,  $Z_t \equiv Z(X_1, \dots, X_t, Y_1, \dots, Y_t)$  with auxiliary observations  $X$ ) sufficient to remove temporal dependence. Where  $l = 1$  for a one-step-ahead forecasting model or, more generally,  $l > 0$  (for  $l$ -step ahead forecasting). The major implication is: we are to predict in time  $> t$  (the future). Examples (in the context of data streams) include: weather forecasting [69], traffic trajectory prediction [65], energy systems [17], epidemic forecasting [11], predictive maintenance and fault forecasting [1] among many others. A toy example is elaborated in Fig. 13.

Most practical data-stream learning tasks are forecasting because it is one of the few scenarios where online learning is truly feasible: to observe  $y_4$ , we only need to wait until real-time step  $t = 5$  to have it automatically. Like filtering, forecasting has been studied in the area of signal processing and other fields for many decades.

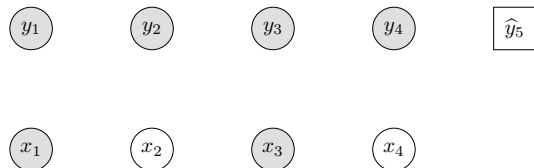


Figure 13: A stream-forecasting task; at time  $t = 4$ . We wish to predict  $\hat{y}_5$ , having thus far obtained the training data  $(x_1, y_1), y_2, (x_3, y_3), y_4$  from the stream. Again (like in Fig. 12), we do not impose/assume any particular dependence on the model, to highlight that the ground truth of such dependence (if there is any) is unknown.

### 3.4 Smoothing (nowcasting using the future)

Whereas filtering assumes that the prediction of label  $\hat{y}_t$  is required at precisely *current* time  $t$  (‘now’), this is not strictly necessary in many settings. Instead, we may provide the prediction for  $\hat{y}_t$  at real-time  $t + l$  (i.e., with a delay of  $|l| > 0$  time indices). This is the *smoothing* task<sup>4</sup>. We should *always* take this option (i.e., to predict with the largest allowable delay) whenever it is afforded by the problem setting, as it is likely to result in better prediction performance [3] simply because it allows more time to gather more data prior to committing to a prediction. In this context, we wish to model

$$P(Y_t | Y_1, \dots, Y_{t-1}, Y_{t+1}, \dots, Y_{t+l})$$

if smoothing a single (1-dimensional) signal  $\{Y_t\}$ , and

$$P(Y_t | X_1, \dots, X_{t+1}, Y_1, \dots, Y_{t-1}, Y_{t+1}, \dots, Y_{t+l})$$

in the presence of auxiliary observations. Just as the other tasks above, it may be considered simply as a ‘standard’ machine learning problem mapping an input  $Z_t$  to output  $Y_t$ , where  $Z_t(X_1, \dots, X_{t+1})$  in order to remove the temporal dependence.

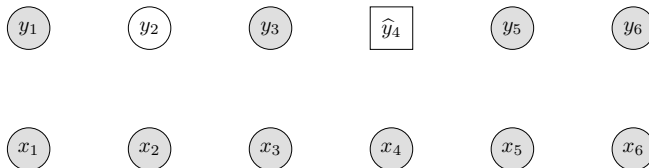


Figure 14: A stream-smoothing task at  $t = 6$ : we must provide prediction  $\hat{y}_4$ . As in previous figures of this type, observed data is shown in shaded nodes, unobserved data in non-shaded nodes, and the decision node is square.

<sup>4</sup>Note that we use this definition from, e.g., [3]. Literally speaking, the terms filtering and smoothing are more difficult to separate; a filter can smooth a signal

Fig. 14 shows a toy smoothing task-setting. We might imagine that positive covid tests are recorded across days  $y_1, \dots$ , yet some days are missing (for example, because  $t = 2$  and  $t = 4$  might be a Sunday and public holiday and no testing was carried out) and (in the figure) we wish to estimate the number of infections  $\hat{y}_4$  retrospectively. Serious research (with advanced smoothing methods) of this nature has indeed been carried out [57]. Other examples include localisation of an object in a video stream which has been buffered  $l$  frames ahead of current time  $t$  under viewing; or a car in traffic with  $l$ -second delay.

A special case of smoothing is *early time series classification* [85]: when a model is permitted to wait up to  $l$  instances for arbitrary delay  $l$  but *at a cost proportional to  $l$* , i.e.,  $l$  is part of the loss metric,  $L(y, \hat{y}, l)$ , adding a penalty proportional to  $|l|$ . For example: a patient is being monitored and a diagnosis needs to be made of their current state at time  $t$ . Waiting longer (until  $t + l$ ) for more test results will likely lead to a more accurate diagnosis, but also may lead to a deteriorating condition (a function of  $l$ ) before treatment starts (cost/penalty) or an economic penalty if a healthy patient remains unnecessarily long in the hospital.

### 3.5 Reinforcement learning

Filtering, forecasting, and smoothing are all tasks where models are ‘passive’, in the sense that their estimates will not affect the future of the stream observations; they just simply provide a new stream  $\hat{y}_1, \hat{y}_2, \dots, \hat{y}_t, \dots$ , and no variation of any these outputs will have any affect on any other elements of the stream.

If, however, the output  $\hat{y}_t$  of a model is not simply a prediction but an *action* that can affect the future stream in a *causal* manner, our task setting is now that of reinforcement learning [75]. In this way, a model  $f$  (known as a *policy* in the vocabulary of reinforcement learning<sup>5</sup>) determines (often, in a limited and stochastic, but nevertheless causal way) the future observations it receives; thereby having the ability (and, implicitly, the objective) to minimize the accumulation of future losses. For example, an autonomous vehicle can instantly change the data stream arriving to its sensors, by directing itself differently through an urban environment; and thus reduce future losses.

We exemplify in Fig. 15; a Markov decision process, which extends Fig. 11 in a small but highly significant manner: the decision  $\hat{y}_t$  may affect the future.

It is surprising that reinforcement learning has not been thoroughly embraced by the data-stream learning community, as this is perhaps the scenario that meets its most typical assumptions of always providing an output and always receiving new feedback (empirical loss) with which to carry out online learning. Offline reinforcement learning does exist, but precisely the typical target applications (robot vacuum cleaners, self-driving vehicles, game-play, ...)

---

<sup>5</sup>And usually denoted  $\pi$ , in the respective literature; meanwhile state observations  $s$ , outputs  $a$  (for action), and reward  $r$  (as the inverse to loss); however we preserve the data-stream notation throughout for consistency (and, indeed, to highlight cross-domain connections wherever possible)

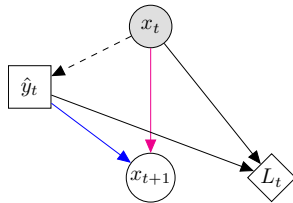


Figure 15: An influence diagram for a Markov decision process as typically considered in reinforcement learning. Note that the ‘label’ is actually a *decision/action* which can affect future inputs (highlighted in blue).

typically learn from streams of data and where actions are required instantaneously at current time  $t$ , and learning-on-the-fly is highly desired.

The analogy to the ‘concept’ in reinforcement learning is typically called an environment. Therefore concept drift is a change to the environment. Causal influence over future observations  $x_{t+1}$  does not mean a change in concept, as long as  $P$  is equivalent in  $P(x_t, \dots)$  as in  $P(x_{t+1}, \dots)$ ; recall, Eq. (4).

The discussion of concept drift in reinforcement learning then remains as above in other data-stream contexts. The decision of an autonomous to drive faster affects its future observations and losses ( $x_{>t}$  and  $L_{>t}$ , respectively) but not the physics of its environment ( $P$ ); e.g., it may arrive to its destination sooner or crash with greater probability, but these probabilities refer to the same  $P$ . However, if the environment is changed from the one in which it learned to drive (e.g., novel weather conditions) then we might say a change in concept has occurred ( $P$  has changed); and whether this is a change or simply novel observation is also to be discussed in a similar way; see, again, Section 2.2 and, in particular, the discussion around Fig. 8.

One type of reinforcement learning is model-based reinforcement learning [53]; learning a representation for the environment concept itself, in addition to the policy. This is analogous to explicitly learning a concept alongside the classifier; learning  $P$  along with  $h$  as in, e.g., Eq. (15). Just like for data stream classification, researchers are aware of the need to transfer knowledge to new environments (concepts) [77].

### 3.6 Bandit machines

Bandits [75] can be understood as reinforcement learning without any observations from the underlying concept. They are typically approached as an online learning task, where we only observe the performance of our classifier according to the loss  $L_t$  on our predictions  $\hat{y}_t$ . The decision process is shown in Fig. 16.

For example, a stream of malfunction alerts  $t = 1, 2, \dots$  arrive, all with the same novel condition. The technicians try treatment  $y_t \in \{1, 2, \dots, k\}$  and then observe the empirical effect  $L(\hat{y}_t)$  before moving on to the next  $t + 1$ -th case. Due to irreducible error (recall, Eq. (14)), the same treatment could produce

a different outcome even if used to treat the same condition<sup>6</sup>. The goal is to maximize the recovery rate of all incidents.

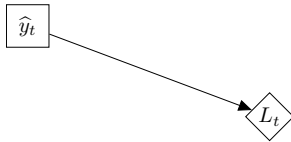


Figure 16: Bandits are not provided any training instances at all, only loss  $L_t$  resulting from a particular action  $\hat{y}_t$ . Nevertheless, they can be considered as a streaming-learning task under training data  $(\hat{y}_1, L_1), \dots, (\hat{y}_t, L_t), \dots$

Online learning is particularly motivated here because treatments can be expensive and losses costly. Theoretical guarantees are more tangible than in the general reinforcement learning scenario.

### 3.7 Continual and Lifelong Learning

The essential goal of lifelong learning [8, 44] is not different from that of data-stream learning: incorporate knowledge continuously and manage an ongoing process of adaptation. Yet research in data streams is generally more task-oriented/deployment-specific, with as much emphasis on practical implications of obtaining good predictive performance (e.g., classification accuracy) under particular practical constraints (such as low computational resources). Due to the typical limited scope and speed of arrival, data is typically limited in dimensionality. Differently, the lifelong and continuous learning community is relatively more focused on the learning aspect and is relatively more inspired by human and biological analogies and foundations [44], as well as focus on domains producing instances of larger dimensionality (e.g., image, text).

An important specificity is whether or not task boundaries are clearly delimited. If so, then the learning task could be described as supervised concept drift adaptation, except this produces a contradiction in terms (since we have defined concept drift as unpredictable and for which no ground-truth is available), and hence why it belongs under the domain of continual learning.

A major challenge is to avoid forgetting of past tasks/concepts; which is unlike the standard data-stream classification scenario of targetting adaptation to the new concept; although there are considerations of recurrent concepts [22, 55]. In all cases, the this challenge is largely a result of the main assumption of a fixed-capacity model. Although an allowance for continual growth is not necessarily unrealistic (e.g., Moore’s law), it is clearly desirable to learn as many concepts as possible in a single, relatively compact, foundation model.

<sup>6</sup>Hence, we refer to stochastic multi-arm bandits

### 3.8 Transfer Learning

The tasks of *transfer learning* [58, 74], *domain adaptation* [4], and meta learning [19] are common in the data streams community under the idea of *adaptation to concept drift* (often called *domain shift*). In the mainstream machine learning (deep learning) literature, these approaches are considered because neural architectures are typically very expensive to train (they are usually very large and require a lot of data in order to model sophisticated concepts) and thus conserving them is the main priority. A main challenge is opening the information bottleneck related to transfer.

As described already just above vis-a-vis continuous and lifelong learning, in the data-stream literature, concepts are typically less sophisticated (e.g., far fewer features, and features that are typical of tabular data rather than word or image embeddings), but on the other hand the transfer problem is implicitly more challenging and complex, involving concepts that may change abruptly and frequently and – overall, the crucial difference – that boundaries between concepts (tasks) are not marked in data streams, but must themselves be inferred from the stream. As a result, a data-stream transfer across concepts is typically considered to be a process which is automated, with minimal human decision making and hyper-parametrization involved. To obtain robustness, models are typically treated in a more expendable way, and frequently reset rather than explicitly adapted, and even adaptations [6] incur more deletion than adaptation, yet on a smaller level. In the canonical transfer learning task, we transfer from a clearly-denoted source task and target task dataset (forward transfer); whereas in streams, although the forward transfer goal is the same, it is assumed that this denotation between concepts is the responsibility of drift detection. Unlike in continual learning, we are not primarily concerned by catastrophic forgetting under the assumption that only the target tasks is of interest with regard to performance.

### 3.9 Unsupervised Learning in Streams

This article is not about unsupervised learning. However, of course unsupervised learning is important within the general area of data-stream analysis [2], for example, clustering, dimensionality reduction, and representation learning; or as a component within supervised and semi-supervised learning systems.

Drift detection [71], for example, is an unsupervised problem. A potential warning about the evaluation and interpretation of unsupervised tasks in temporally-dependent data is given in [41] which claims that many such tasks are in effect meaningless.

### 3.10 Drift detection and modeling

Detecting and modelling concept drift is a staple consideration in the data-stream literature. See [23] for a comprehensive treatment. The task of drift detection is to identify all  $t, l$  such that  $P_t \neq P_{t+l}$ . The second task of drift

modelling is to characterise the drift-generating process  $D$  (from which  $P_t \sim D$ ; recall, Eq. (5)).

We do not consider either of these tasks as a supervised task setting, because they typically are not.

Of course, minimizing the expected loss (recall, Eq. (13)) involves the concept  $P_t$ , however identifying points of change  $t$  is not explicitly required to minimize this loss. Doing so is mainly confined to academic exercises where  $P_t$  is generated synthetically in a controlled fashion; and therefore outside of the scope of this paper.

The connection between model parameters and drift has been explored in, e.g., [62] and [86], where the authors used parameters as a proxy to speculate on the character and movement of a concept. Indeed, it is common to use error rates as a proxy to drift analysis ([21, 5, 63], and others). Some authors model  $P_t$  directly (e.g., [7, 36]). Certainly, intuitive and useful insight can be obtained from a successful detection of drift and discovery/estimation of the underlying processes [89]; but that is outside the scope of this article.

## 4 Data Stream Learning: Algorithmic Strategies

In the previous section we have surveyed stream-learning tasks. In this section we consider methodological approaches to such tasks. We focus on the traditional tasks considered by the data stream community, primarily classification (and we leave aside a survey of reinforcement learning, bandits, and unsupervised learning tasks such as clustering, and drift-detection, as out of scope).

### 4.1 Preliminaries: Definitions for learning modalities

Let us first clarify terms referring to the types of learning it is possible to employ for a stream setting. Numerous terms are employed in the literature, sometimes ambiguously. The terms we use are as follows.

**Definition 4.1** (Single-pass learning). Each training example  $(x_{t-1}, y_{t-1})$  is considered by the learning algorithm *only* at time  $t - 1$ , i.e., there is no buffer of historical data of any kind.

For example, [14, 38]. A model update is optional. The feature set may change from one step to another.

**Definition 4.2** (Online learning). Single-pass learning where a model update is always carried out, i.e., the learning algorithm imposes that  $\theta_{t-1}$  is updated to  $\theta_t$  at each and every step  $t$ .

Therefore, online learning (e.g., [46, 43]) is only different from single-pass learning in that the model is necessarily updated at each step. In this way,

recursive definitions for online-learning are possible and indeed typical [40]. Online learning cannot be used when labels may be missing or delayed (since that prevent timely model updates).

**Definition 4.3** (Incremental learning). The model is updated at any point in time, with any number and combination of training pairs. A buffer may be considered.

Therefore, online learning is a special case of incremental learning, which is a more general setting, where training pairs can be from any points in time; and not necessarily processed in the order of arrival; and also, possibly processed more than once (unlike single-pass learning; a buffer may be used to recycle instances through the learning algorithm).

**Definition 4.4** (Instance-incremental learning). A model update is done using at most a single instance per time step.

In this manuscript, which deals with supervised learning, we assume that a training label is associated with each such instance (i.e., single training pair).

Without a buffer (to store instances), instance-incremental learning is equivalent to single-pass learning. Each pass can involve a new incremental update.

**Definition 4.5** (Batch-Incremental learning). Incremental learning where each model update is done using a batch (of size  $\geq 1$ ) of training instances.

A buffer of some kind is required to store the multiple instances. Batch-incremental learning is usually considered in the context of an ensemble method, where adding a new model trained on a recent batch, is considered as the batch increment; even when base models of the ensemble have no support for incremental updates. Instance-incremental learning is a special case of batch-incremental learning, where the batch size is never more than 1.

A batch size of 10 does not necessarily imply an update of 10 every 10 instances; rather, it is possible to increment on the 10 instances every time step, or once every 100-th time step (among infinite other configurations).

**Definition 4.6** (Batch learning). A new model is built on a batch of instances; and then there is no model update of any kind except via complete replacement by a newly-trained model.

Batch learning is the traditional supervised machine learning of a model prior to making any predictions. We remark, however: There is no reason such a model (once trained) cannot be deployed in a data-stream setting.

## 4.2 Major learning strategies: when to update a model

The general trade-off offered by this selection of learning approaches enumerated above is phrased as follows: an online-learning algorithm always has incorporated training example  $x_{t-1}, y_{t-1}$  by time  $t$  and thus stands a better chance to predict correctly at time  $t$  because it has incorporated the maximal amount



of data from the stream. On the other end of the spectrum, a batch-learned method has only seen a fixed/constant amount of  $\leq t$  training instances by the time it is asked to provide a prediction at time  $t$ , however, it has been endowed with much more flexibility with which to model the underlying concept with the available data.

The main classes of learning-algorithms for streams are categorized according to the above definitions.

#### 4.2.1 Instance-incremental learning

Here we look at methods for instance-incremental learning (suited to single-pass and online learning, whenever such a constraint must exist).

**Generative models:** Naive Bayes is the typical baseline and representative of online learning approaches. As a generative model it models the concept as

$$P(X, Y) = P(X|Y)P(Y) = P(Y) \prod_{j=1}^d P(X_j|Y) \quad (16)$$

In the classification case with discrete features it simply maintains a table for each  $P(X_j|Y)$  and a table for  $P(Y)$  which can be updated incrementally empirically counting co-occurrences. It is straightforward to provide a prediction for any  $x_t$ :

$$\hat{y}_t = \operatorname{argmax}_y P(x_t, y) = \operatorname{argmax}_y P(y|x_t)$$

The main disadvantage is the independence assumption, though advanced graphical models (which do not rely on such an assumption) can be employed, e.g., tree-augmented naive Bayes (TAN) structures [73] and other graphical models.

**Incremental decision trees** are popular for data stream learning, including the Hoeffding tree [37]. Arguably, their popularity owes mostly to the abstract attractiveness of an incremental decision tree, coupled with their renown performance in ensembles, in which they almost ubiquitously appear ([27]; we discuss the question of ensembles further in Section 4.3). Like naive Bayes, they are based on counters, and in that sense they are online learners, but only in this sense; the actual tree-increments are batch-incremental often with a fixed grace period of non-growth, and the resulting learning algorithm is typically extremely conservative and reluctant to build branches even after seeing many instances. This makes sense because trees cannot be adapted easily once grown, and even if methods do certainly exist to adapt them [6, 51], the most popular approaches to adaptation are still the most destructive. It is common to put other (e.g., online-learning) algorithms at the leaves of a Hoeffding tree; with naive Bayes being an obvious choice because it uses the same statistics gathered.

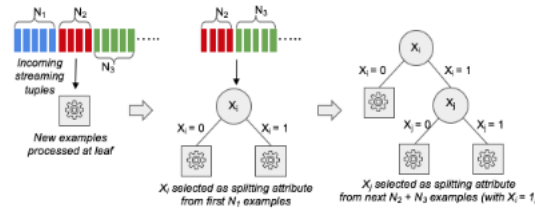


Figure 17: A Hoeffding Tree. Image from Figure 1 of [10].

**Nearest neighbor methods** (e.g.,  $k$ NN) are also heavily favored in streams [66], as they are naturally suited to dealing with concept drift in the sense that a natural forgetting (and thus, adaptation) mechanism is forced upon the model by the simple infeasibility of storing and searching through an ever-growing buffer of instances. Variably-sized buffers are typical, and external concept-drift detection mechanisms can be incorporated anyway to flush old concepts (instances) from the buffer more quickly. As a non-parametric method,  $k$ NN is not online-learning in the parametric sense, but it is true that its decision function may be updated one instance at a time (unlike a naive implementation of Hoeffding tree). Data stream nearest neighbour methods are oxymorons, since they consist of nothing else but memory.

**Neural networks:** (by which we include all their gradient-descent-based derivatives including logistic regression) are notably less popular for stream learning (at least insofar as what we have referred to as the data stream learning community). They are inherently incremental, since learning can be continued from a model at any point and can incorporate new instance. Catastrophic forgetting [42] is an associated term, referring to putting too much emphasis on the most recent learning iterations. This is despite their enormous successes in contemporary machine learning (including continuous learning) and stochastic gradient descent being easily adapted to online-learning, in the true sense of being able to update a decision boundary after each instance. It would appear that the streaming community has been reluctant to focus on them due to tricky hyper-parametrization in an online-setting and the fact that their prominence on high-dimensional data such as image and text is beyond the scope of the relatively feature-thin data-stream benchmarks considered in the literature. However this is gradually changing, and their natural suitability to streams has been recognized [46].

#### 4.2.2 Batch learning

The traditional machine learning approach of learning from data sets can also be applied to streams in straightforward way: train on the first  $T$  instances (as the training set), then deploy the model for testing/analysis at  $t = T + 1, T + 2, \dots$ . The model is never updated following the initial training. For any predictions

required on instances  $t < T$  a temporary model can be supplied to meet basic requirements. This approach is sometimes considered invalid for stream applications by the academic stream-learning community, however it is easy to refute such claims in pointing towards widely-known and hugely-successful stream-prediction deployments (Google’s services like spam filtering and natural language translation, to name a few) that are not updated in an online supervised setting (this, we assume not based on knowledge of Google’s internal implementation, rather simply by the fact that such updates are impossible – e.g., a user query to a translation engine does not provide a supervised output). Of course, to be reliable in the long term as it must be assumed that concept drift in the data stream is relatively rare, minor in extent, or extremely slow. In practice, in many cases at least, these may be valid assumptions.

There is no need to survey learning methods for batch learning here, as it is the most flexible, able to encompass any traditional (or contemporary) machine learning methodology.

### 4.2.3 Batch-incremental learning

Batch-incremental learning falls between the extremes of batch learning (one model for all points) and instance-incremental learning (one model [update] for each point). Thus, at point  $t$  of the stream, the model has been updated at least once, but less than  $t$  times. There are two main forms of batch-incremental: 1) batch incremental method (BIM), and 2) batch-incremental ensemble (BIE). In both cases there are hyper-parameters to consider: the update frequency  $\tau$  (an increment every  $\tau$  time steps), and the data horizon  $\ell$  (an update using  $\ell$  training pairs).

Complex and dynamic parametrization (e.g., where  $\tau(t)$  and  $\ell(t)$  are functions of/vary over time, depending on different factors such as concept-drift detection) is possible, but the basic trade-off is as follows: more frequent updates (small  $\tau$ ) may incorporate more recent information, and a larger data horizon (large  $\ell$ ) takes into account information over a larger number of instances/longer period of time. In both cases, the trade-off is against computational complexity; namely,

$$(\ell/\tau) \cdot t$$

instances have been used in training by time  $t$ . Clearly  $\ell = 0$  or  $\tau = \infty$  provide zero updates;  $\tau = \ell = 1$  represents instance-incremental learning, and  $\tau = 1, \ell = t$  is the most expensive option available. The actual learning may be higher, for example, if a method scales quadratically with the number of training instances, then performance will in fact be  $((\ell/\tau) \cdot t)^2$ .

Batch-incremental methods (BIM) include those listed in Section 4.2.1; and we can particularly highlight stochastic gradient descent methods as well-suited to this kind of approach. In areas of the literature such as continuous learning and reinforcement learning, this strategy of drawing batches from historical data is known as experience replay methods [87]. For moderate  $\ell$  true complexity is likely to scale similarly to instance-incremental.

Batch incremental ensembles (BIE) can include virtually any machine learning method (as also in batch methods; section 4.2.2), since they are trained in a batch setting, and it is only the ensemble which is incremented (in terms of models). Essentially, a new batch model is trained every  $\tau$  instances on a buffer of  $\ell$  historical training pairs. Prediction time can be held constant simply by maintaining a maximum number of models (and deleting older or poorer-performing), or allowed to vary dynamically depending on concept drift, available computational resources, and so on.

A BIE is usually much more expensive but more flexible (any model class can be considered) and reliable (inheriting the benefits of batch learning), whereas BIMs reflect the speed, elegance, and convenience – yet also the downsides (e.g., constrained choice of model and learning algorithm) – of incremental methods. In both cases the main nuisance is the hyper-parameters  $\tau$  and  $\ell$ , yet results often indicate that many values can work in practice and the uncertainty can be easily mitigated across an ensemble or via dynamic updating [61].

### 4.3 Ensembles to mitigate uncertainty

It is well regarded in the machine learning community that ensembles have important advantages over single models regarding predictive performance. However, in a data stream learning setting, ensembles play a particular role of mitigating uncertainty regarding concept drift: if one is unsure about the relevance of a current model to the current concept, an ensemble provides the flexibility to both keep a model of the concept (by keeping some existing ensemble members), and to learn the potentially-new concept from scratch (by destroying old models and reinitializing new ones). As a result, ensembles are by far the most popular approaches for data-stream learning [27, 43, 26].

It is of possible to provide some mitigation with a single model: adapt it to the hypothetical new concept, without forgetting the old concept. Such a task embodies the main challenges of continual and lifelong learning: avoiding catastrophic forgetting. However, data-stream learning researchers have shown a strong preference to methods such as incremental decision trees which are relatively inflexible, and that rather suffer from the problem of catastrophic remembering where they are unable to depart effectively from an older concept. This leads to the common practice of the dynamic ensemble, where models are frequently reset and re-trained only on recent data. Curiously, this model destruction goes against the general grain of efficiency which attracts many data-stream researchers [64], yet it is also a good way to provide robustness against sudden failure of a data stream prediction system, which is another important aspect.

### 4.4 Detection, adaptation, and forgetting

As discussed above (cf. Sections 2, 3.9, and 3.10), in the context of supervised learning and classification in a stream, drift detection is by definition not explicitly required. Moreover, it is unlikely to be accurate in practice. However,

even inaccurate drift detection may in fact be useful.

There are two main motivations for the use of a drift detector, both on the assumption that models are to be purged (partially or fully deleted) upon the detection of drift [71]:

1. to purge knowledge of an old concept, i.e., active forgetting; or
2. replace or retrain models sufficiently frequently to ensure automatic (or passive) forgetting.

Batch-incremental ensembles containing static models, and lazy methods such as  $k$ -nearest neighbors, are a natural candidate for automatic purges, since refusal to do so results in overuse of system resources. They may also benefit from additional detection and accelerated purging mechanisms (when drift is detected), e.g., [67].

On the other hand, stand-alone incremental decision trees are relatively slow to (re-)grow and therefore an over-zealous reaction to change detection may destroy too much modelling capacity [62, 42].

With stochastic gradient descent, adaptation should occur naturally whenever the learning rate hyper-parameter is above zero; and this parameter can be set dynamically according to drift-detection (or other) mechanisms [64, 26].

A variety of drift-detection algorithms exist, e.g., [5, 56]. Their accuracy has not been thoroughly examined in practice due to the impossibility of doing so without human expertise, due to the subjective nature of what constitutes drift; even more so than *change-point detection which carries a more precise indication in its name*. In all cases, accurate detection can only happen retrospectively, and even with the benefit of hindsight, considerable uncertainty can remain. A buffer of instances/warning system may help, but this immediately invalidates the possibility of a strict single-pass/online-learning.

## 4.5 Strategies for temporal dependence

The assumption of drift already implies some form of temporal dependence [64], however, temporal dependence may also exist within a concept, including the tasks of filtering, forecasting, smoothing; as discussed above (recall, e.g., Table 1). A straightforward option is to convert a stream of temporal dependence into an IID stream, simply by moving a window across the data, which is large enough to capture the dependence. For example, if we assume there is Markovian dependence in a filtering task ( $P(X_t|X_{t-1}) \neq P(X_t)$ ), we can learn from training pairs  $z_t, y_t$  where

$$z_t(x_1, \dots, x_t) = x_{t-1}, x_t \tag{17}$$

thus essentially producing an IID task mapping  $x_{t-1}, x_t \mapsto y_t$  [91]. Larger windows capture longer horizons of dependence. The disadvantage is clearly one of increased input dimensionality.

There exist specialised filtering (and forecasting, smoothing) models. For example hidden Markov models (HMMs) [3], which are essentially naive Bayes

with the assumption of first-order (Markov) dependence, and thus are naturally adept to data streams. It turns out that the Viterbi algorithm applied to HMMs is equivalent to the windowing strategy exemplified in Eq. (17), with the  $z_t$ -window mechanism generalizing easily to other algorithmic learning solutions (other than naive Bayes). If a stream of historical training labels are available, then we may also include these

$$z_t(x_1, \dots, x_t, y_1, \dots, y_{t-1}) = x_{t-1}, x_t, y_{t-1} \quad (18)$$

in which case they are sometimes known as maximum entropy Markov models (MEMMs) [12] (noting that this becomes a discriminative model; and that logistic regression is known in some parts of the literature as a maximum entropy classifier), or time-delay neural network (TDNN; [15]), or – in signal processing – finite impulse response filters. A graphical illustration is given in Fig. 18.

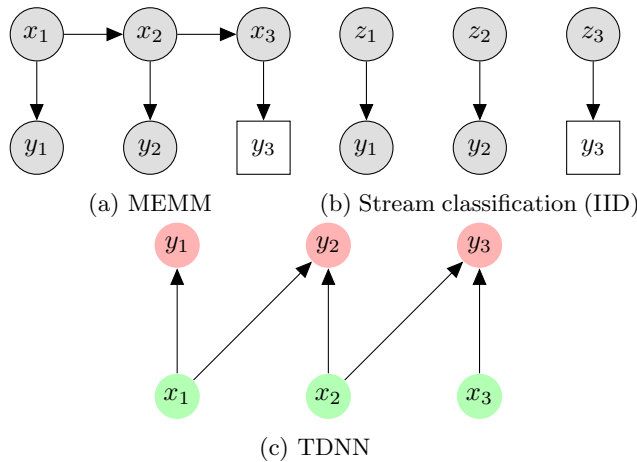


Figure 18: A prediction task at current time  $t = 3$ . In (a), a probabilistic representation of a maximum entropy Markov model (MEMM); in (b), the equivalent IID representation via Eq. (18); and in (c), equivalently again, as a time-delay neural network (TDNN).

Varieties of recurrent neural network (such as long short-term memory networks) and convolutional neural networks [31] can be applied. The same methodologies can also be applied to forecasting and smoothing tasks.

## 5 Assumptions and Recommendations

In this section we formulate recommendations for practical data-stream learning, using the formal framework defined earlier (in Section 2), and making reference to the overview of task-settings and algorithmic strategies (in, Section 3 and 4, respectively).

Furthermore, in order to get a clearer idea of needs and constraints as they appear in practice,

and match algorithmic strategies available in the academic literature to different problem settings and challenges for deployment, we conducted an informal survey among several industrial partners and research practitioners who encounter data streams from which they wish to conduct supervised learning; including the sectors of banking, finance, energy and smart grids, and medicine. This survey is loosely based around a list of assumptions, constraints, and other *communis opinio* we found in the academic literature on data streams; roughly outlined as follows:

- (A) Predictions are required immediately when the test instance arrives (label  $\hat{y}_t$  required for  $x_t$  at time  $t$ );
  - 1) Always.
  - 2) Can wait (may provide  $\hat{y}_t$  at time  $t + |l|$ ).
  - 3) Can wait with cost proportional to wait ( $\propto |l|$ ).
- (B) Training labels always available (pair  $(x_{t-1}, y_{t-1})$  available at time  $t$ );
  - 1) Always.
  - 2) Only sometimes.
  - 3) If we wait and/or pay for them.
  - 4) Never
- (C) An internal buffer of instances is possible;
  - 1) Yes, sufficient to store  $n > 1$  instances.
  - 2) No. The device has *no* memory available, or we are not permitted to use it.
- (D) An instantaneous model update is required with each new training pair ( $\theta_{t-1}$  updated to  $\theta_t$  at each  $t$ );
  - 1) Yes.
  - 2) No.
- (E) Is it necessary to know when concept drift occurs?;
  - 1) Yes (this is part of the task setting/loss function).
  - 2) Not strictly.
- (F) Temporal dependence among the data instances
  - 1) No; data is fully IID.
  - 2) Yes(/maybe)

Fig. 19 provides a visual mapping between assumptions and some of the task settings we outlined in Section 3. Our observation is that many many assumptions in the data streams literature do not match to typical supervised-learning task settings that corresponds to a practical application. Many common configurations do not involve any special (data-stream specific) assumptions or constraints (**Standard Setting**), meaning that the traditional batch-based learning can be employed.

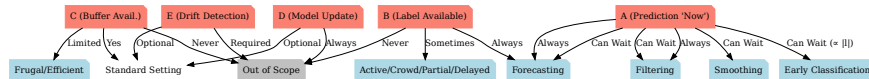


Figure 19: A summary of mapping assumptions found in the literature to task settings. A significant portion of settings are either not relevant/out of scope, or not specifically different from a standard batch-learning setting. Recall: The standard IID setting implies Filtering.

### 5.1 Being always-ready to supply predictions

A-1 (a model is always ready to provide a prediction) is a general assumption, not specific to data streams. Indeed, all classification and regression models that we are aware of (even the most exuberantly wide and deep ones) can output a prediction whenever requested, almost by the very definition of a predictive model. Moreover, the need for (and benefit from) imposing this is relatively rarely in practice. Even in applications like autonomous driving, with systems operating on a millisecond level, would allow some of those milliseconds to collect a few more crucial sensor observations, precisely because the prediction (or action) could be improved.

It is true that some methods may take longer than others to produce output for a given input, for example, iterative, search-based, or non-parametric or lazy inference methods, as well as large ensembles; yet, ironically, many of these are among the most popular for streams (see Section 4.2.1).

Even with a batch-learning approach it possible to perform (output predictions) on demand, even in a cold-start stream setting (when training data is still being gathered) via a temporary surrogate model; either an instance-incremental variant or simply default prediction. A default or random prediction would risk poor accuracy, but this begs the question: in which practical applications should one deploy a stream-learning system in cold-start setting with no prior data or model? This would jeopardize reliability and safety.

One setting that comes close to a cold start stream problem is highly-personalized recommendation, for example individual spam-filtering or item-recommendation systems deployed fresh (like an empty inbox). Most certainly, the initial stream is inherently not high-speed, providing ample possibility for complex and relatively expensive initial models, while more data is being gath-



ered for training the drop-in replacement. Of course, the use of prior knowledge is recommended whenever possible.

Needless to say, we would not recommend cold-deployment of a stream-learning algorithm in a production-ready setting unless it had been thoroughly tested (pre-trained) first. If the concept changes abruptly (thus creating a cold (re)start condition, this should be detected and treated as an anomaly (warnings issued), rather than simply trying to push through it.

## 5.2 On the relative rarity of training labels

Although not ubiquitous, the assumption B-1 (a stream of training labels is automatically available to the learner) is a relatively common assumption in the literature on stream learning [16]. Actually, B-1 cannot exist in practice at all [62] with the single exception of forecasting in a temporally-dependent stream. The only mechanism for providing training labels automatically, rapidly, and fully reliably, is where future (forecasted) labels become the present via the passing of time. If a non-automatic yet highly efficient process (yet rapid, reliable) exists for labelling such as crowd-sourcing for labeling then always updating a model is unnecessary (hence no immediate or online learning requirement). If the process exists only partially (e.g., delayed [32] or sparse [16] labeling) then obviously we cannot supply the label, thus violating the assumption.

Therefore using an online learning model is futile for real data streams, except in forecasting tasks when the aim is to predict outcomes that will happen in the future. In those cases the ground truth can come automatically when time comes. On the other hand, we propose to consider streaming a fixed data set through a single-pass online learning algorithm a synthetic academic task.

## 5.3 Online learning against the alternatives

Since true single-pass online learning (D-1) is not applicable in any supervised IID-stream context (or any other temporally-dependent stream setting other than forecasting), we should be aware of alternatives. Furthermore, even when the option is available, we are not aware of any such algorithm which would out-compete all alternatives in terms of predictive performance [61].

It is encouraging that settings of delayed or partial labels are indeed being increasingly recognized as more practically-relevant [59, 28, 29], as well as active learning [90]. This line of research should be accelerated as a more realistic stream setting.

Online learning should only be considered when it is possible to do so, and when training labels are urgently needed, for example a cold (re)start scenario.

The first training example of a concept  $(x_1, y_1)$  constitutes 100% of all knowledge about the problem, and thus should be incorporated into the model instantly, in order to maximize our chances of predicting  $\hat{y}_2$  correctly. However, the 1000-th example constitutes (in expectation) only 0.00001% of all knowledge, and thus can be incorporated into a predictive model with proportionally less urgency. After a model becomes well-established, and a stream is stable,

considerations of computational complexity and asymptotic predictive performance outweigh the need for rapid updates; and offline or batch-incremental updates become reasonable.

Such events should be rare. If there are frequent abrupt and total shifts in concept, such as to imply a restart, we would question if there is not some underlying deployment problem.

Indeed, online learning may be dangerous in safety-critical applications where interference (including adversarial [76], but not limited to) may occur. One such instance occurred when a major Microsoft chatbot had to be shut down only hours after launch due to its online algorithm rapidly assimilating the inappropriate commentary of its users<sup>7</sup>. Forcing a learning update at each step regardless of stream behaviour raises serious questions of robustness, reliability, and interpretation [35]; and consideration of the possibilities and consequences that the model rapidly deteriorates; and to promote swift recovery from such an event.

Thus we propose that online or instance-incremental learning should not exist as a constraint, except out of academic curiosity, or in the case of demonstrated effectiveness against the more-traditional alternatives. Efforts should be taken to ensure robustness, trustworthiness, and on reliable evaluation and monitoring. And mathematical guarantees should take precedence over empirical assurances, when they cannot be thoroughly evaluated prior to deployment. And those guarantees need to be close to real operating conditions.

While some claim that incremental learning is the ultimate goal of AI [50], we disagree – at least in the strict sense; the biological underpinnings of lifelong learning machines are complex [44], uncertain and suggest a diversity of mechanisms. In the world of data-stream learning, arguing for at least a mix between instance-incremental and batch-incremental (e.g., by [54]) seems appropriate.

## 5.4 The use of buffers and storage of instances

An alternative to online learning in the strict sense is to maintain a buffer of historical training instances in the time gap between the arrival of a training sample from the stream, and the incorporation of this information into the learning system. The use of a buffer is most obvious in k-nearest neighbours approaches [67, 61] and experience-replay methods [87, 80].

Allowing for a buffer of instances is sometimes seen as a kind of taboo in the academic streaming community, yet even the smallest of embedded devices will contain free memory sufficient to hold at one or some instances, and while user data is increasingly protected by various privacy laws, we have not identified a real-world setting such that data may be stored long enough to provide to a stream-learning algorithm for a learning update, but not long enough to permit its presence in a buffer.

If there is enough memory available to store a predictive model and a test instance, there is almost certainly also enough to store training examples for

---

<sup>7</sup>[https://en.wikipedia.org/wiki/Tay\\_\(chatbot\)](https://en.wikipedia.org/wiki/Tay_(chatbot))

future recall. There may be rare exceptions, where a single training overwhelms the memory of a device, though this should be declared as a special case and stated as a constraint and studied specifically.

## 5.5 Efficient and frugal learning in streams

Although a buffer can be used, for reasons of efficiency or frugality, one may wish to impose certain constraints on resource use.

An often-stated assumption is that a learning and predictive system for streaming data should operate under limited computational resources and/or not overrun its available resources (e.g., [25] among many others). This assumption is fundamental, but it is meaningless to apply it to the general data-streams context, or to connect the data-streams context in particular to this assumption. Not using resources we do not have or cannot afford is not stream-specific, it is a given assumption in all practical machine learning, computer science, and beyond.

For particular applications, there might be interesting research questions relating to very low-resource use, dynamic resource allocation, and other cost-benefit trade-offs. But the opposite may also hold. Theoretically, but also practically, there may be no need at all to assume that computational resources are limited in a special way.

Of course energy efficient computing is rightly an important area in modern machine learning, including streams [24], and should be taken seriously. But we recommend that resource considerations be outlined precisely and minimized as part of the machine learning approach. To the contrary, many authors loosely motivate a data-streams learning algorithm based on frugal resource use, and then present methods that are, frankly, not.

Note also that low resource use is not forcibly a motivator for online or incremental learning. Offline batch learning can arguably be the most efficient kind of learning for streams, because learning stops at time  $T$  and henceforth implies zero learning cost, such that the average cost of prediction per instance tends to zero as the stream grows. Some instance-incremental methods like Hoeffding trees will, to the contrary, provide *increasing* cost wrt time  $t$ : as a tree grows over time, the instances take longer and longer to filter down to the leaves.

We hope that in the future researchers are more clear about when and how much efficiency is needed (vs accuracy) in their data-stream deployments.

## 5.6 Stream learning without explicit drift detection

Explicit concept drift detection is not required for optimal performance of supervised learning methods in concept-drifting data streams (where the objective is predictive accuracy, i.e., to minimize the error rate of predictions). Drift does not necessarily cause error rate to rise; the error may be unaffected or even decrease under drift [89, 91]. At most, drift rate and error rate may be stochastically correlated [45].

Even if the success rate of a drift-detection mechanism is not directly related to predictive accuracy, we emphasise that the use of such a mechanism may still benefit accuracy: drift detection usually implies model refreshment [71], and this in turn may offer a forgetting mechanism, increased diversity (among ensemble members), better generalization (through a simpler model) and thus less overfitting, or better specialisation to the concept in course. Note that these benefits (and others) are relevant regardless of if the drift detection was accurate or not.

Modelling concept drift can also be useful for interpretation, or because it is in fact the main task setting (i.e., an unsupervised task), but this is outside our scope of this current study.

In all cases, careful study should be carried out on the relationship between drift detection and predictive performance, prior to drawing any conclusions regarding such effectiveness.

## 5.7 Dealing with drift: robustness via destruction vs model adaptation

Although we have argued that, in practical data-stream learning settings, there should not be a requirement to update a model instantaneously with each instance, it is clear that a once-off batch-trained model will not remain relevant forever. A sensible question is thus: when to update the model [92]?

The question is one of data horizon (how quickly the most recent data point should be incorporated into a model), and data obsolescence (how long it takes for a data point to become irrelevant to the model, if ever). The scenario of a short horizon (rapid concept drift<sup>8</sup>) naturally implies rapid obsolescence (a concept remains relevant for a short time). In this scenario, online learning may be useful. However, in the opposing case of a stable concept, suggests a slower learning strategy is more useful, especially if the concept is complex (and thus requires a complex model).

In practice, the analyst inevitably needs to gather some prior-knowledge about the speed and type of drift to be expected. Choosing and configuring an algorithm that should learn and perform autonomously in a scenario of completely unknown dynamics is infeasible in a similar way as the “free lunch” of classical machine learning [84].

### 5.7.1 Adaptation via destruction

Destructive approaches involve regular purging of old models and regrowth of new ones. Although inherently wasteful in terms of data, like other regularization techniques, destruction is an important forgetting mechanism that can provide robustness in the face of a dynamic stream, and thus mitigate the risk of overfitting on outdated and temporary concepts.

This option is useful in a cold-start setting, with no prior knowledge of what is to come; or when we expect many abrupt changes to concepts in the stream.

---

<sup>8</sup>In terms of instances; not related to the speed of the stream in real time

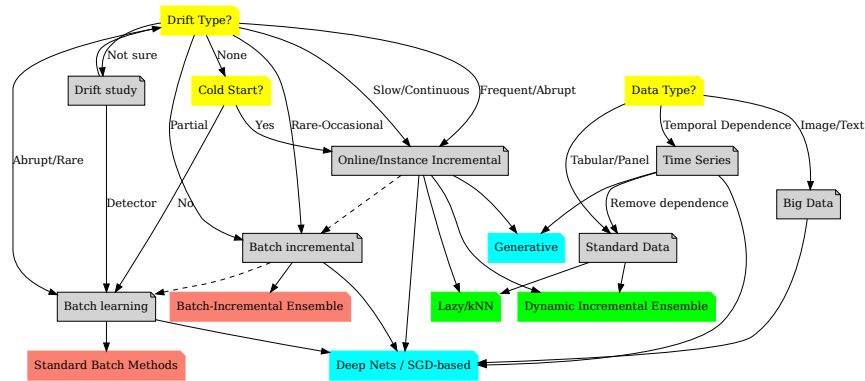


Figure 20: A rough outline of some recommendations. Questions in yellow; general approaches in gray; destructive algorithms (which face the problem of catastrophic remembering) in salmon; adaptive algorithms (which face the problem of catastrophic forgetting) in cyan; and those which can be seen as either – in green. Generative models include baseline naive Bayes, and sequential such as Hidden Markov Models.

It is less desired when we expect complex and stable or slowly-incrementing concepts.

### 5.7.2 Efficient adaptation

If a stream’s concept is in an almost constant state of drift (as opposed to frequent and abrupt changes that would warrant the destructive approach), then an incremental adaptation approach (batch-incremental method) is almost certainly best, with methods such as  $k$ NN and SGD-trained architectures such as neural networks being obvious candidates, as well as generative models (naive Bayes, etc.) that can efficiently update knowledge via counting and other increments. In practice, such approaches will require more monitoring and careful dynamic tuning (of hyper-parameters such as learning rates), as they may otherwise be less robust against (or at least, may take longer to recover from) drastic changes in concept.

## 5.8 The case for and against Hoeffding trees

In our view, the Hoeffding tree learning algorithm deserves special consideration, given that methods derived from (including, ensembles of) Hoeffding trees have often been shown top accuracy in state-of-the-art data-stream comparisons.

It is interesting that Hoeffding trees have risen to such prominence in data-stream learning studies. Not only are they shown to be mathematically unjustified for the stream settings [52, 68] but they also empirically unsuited, at

least as standalone models [62, 30] as they are slow (conservative) to grow and inflexible once grown. They are stream learning only in the loosest sense of the definition, with only some internal counters being necessarily incremented per training example, with very infrequent changes to the tree structure itself, which is indeed notoriously slow to grow and even explicitly prevented during a grace period of typically of hundreds of instances while tree-growth is explicitly prevented. This is understandably so since, notably, they are one of the few common stream-deployed models where prediction complexity is greater than constant in relation to  $t$  and more learning corresponds to more time-consuming prediction, as instances filter down an ever-deeper tree. They are inherently difficult to adapt to an evolving concept. While some approximations exist [6, 51], they require additional components like change detectors that are computationally expensive.

As a result, truly instance-incremental methods like naive Bayes, stochastic gradient descent, or even Kalman filters are typically used at the leaves [88], and they are deployed in large dynamic ensembles under constant destruction and renewal in order to exhibit robustness against drift. It is the ensembles (and the models at the leaves) that probably should carry most of the credit for Hoeffding tree predictive performance. This is not unlike decision trees in a batch context, which are typically used in ensemble configurations to achieve high accuracy.

A dynamic ensemble also provides the adaptability that Hoeffding trees inherently need. Without it, the problem of catastrophic *remembering* (a model largely built on old concepts) becomes an issue. In any case, Hoeffding trees should only be used on data that has a small number of features (typically called ‘tabular data’) with relatively simple concepts, while images and natural language should be handed over to the neural-network framework, or batch methods should be considered instead.

## 5.9 Data stream time series

The existence of temporary dependence in data streams (i.e., time series data arriving in stream form) occurs widely in practice, and this aspect should always be carefully pondered. Even if data is measured as IID at first, the very possibility of concept drift allows for a time-dependent concept to potentially arise in the data.

Tasks involving data instances which arrive in non-IID fashion are established since over half a century in domains such as signal processing and time series analysis, so care should be taken not to re-invent them when approaching a data-stream exhibiting temporal dependence. Furthermore, there is a wealth of modern work which has continued this line.

A classical approach to remove temporal dependence is to transform the time series into a differential (the difference between the current and the previous value), yet the utility and full potential of such treatment in the supervised learning settings over data streams is yet to be explored.

We can only insist on the importance of importing as many practical considerations as possible into academic testing, such that algorithmic advances may successfully make it to deployments.

### 5.10 A need for more realistic data-stream sources

Lack of realism in the testing scenarios, at least in the reviewing scene, has been one of the main criticisms of data streams research over the years. The benchmark data set `Electricity` [20] – which is still in regular use in empirical evaluations of the data-stream learning literature – is particularly representative of the need for more realistic benchmarks.

The original paper [33] does not mention streams at all, does not use online or instance-incremental learners, and states the main goal as an investigation of identifying and ‘exploiting hidden contexts’ (concepts; with accuracy as a proxy to that) but does not concretely identify any drift. Essentially, this data set is entirely disconnected from practical challenges.

Matching supply and demand in real time is actually an essential problem facing electricity suppliers, especially with the rise of renewable energy sources.

In the real world, however, the problem should be treated as a time-series forecasting problem, and offline/batch-learned models should be heavily favoured due to reliability. Knowledge of potential drifts (and thus intuition on how frequently to update the live model with a new batch-trained version) should come from human experts.

Other commonly used datasets including `CoverType` or `PokerHand` do not have any natural time order at all and have nothing to do with streams. Non-stationarity (and temporal dependence) in those datasets come from non-random artificial ordering of instances.

In practice, online learning should be avoided if it can be not least due to the danger of adversarial and run-away performance. Instead of blinding attempting to handle any kind of concept drift, often it’s much more practical and meaningful to place the focus on anomaly detection and alerts. Overall, interpretation and explainability not only behind making the predictions but also behind change detection and adaptation mechanisms are crucial aspects to consider.

## 6 Concluding Remarks

Data-stream learning continues to be an increasingly popular and relevant area, that has attracted major attention from the scientific community. We have looked specifically at supervised learning from data streams. The goal of this paper is to provide a modern and updated introduction to this context, in a way that might help bring an arguably isolated part of the community into the fray where its developments can be more effectively applied in real applications.

The single-pass and online-learning constraints should be decoupled from data streams learning methodology. Instead of chasing unrealistic targets such

as frequent and sudden drifts, we would recommend placing more attention towards surveying and characterising how, how-often, and what kind of drifts happen in in the world in general, as well as in the data at hand in particular. We believe it is of greater importance to turn the attention of data-stream research to the robustness and trustworthiness of models trained offline: how to build fixed models which are robust to potential temporal fluctuations or even drifts? This could also lead to a greater intersection with the continual and transfer learning communities, for mutual benefit.

Learning tasks beyond that of classification have been largely overlooked in the data streams literature. Arguably, regression tasks of filtering and forecasting are much more common than classification tasks in the stream settings. Temporal dependence is almost certain in real-world streams, and while we highlighted the simplest methodology to remove such dependencies, researchers and practitioners would find many more advanced techniques in the literature of time series analysis and signal processing research.

We find that the tasks most closely matching the traditional data-stream assumptions and constraints, are reinforcement learning which typically operates on a dynamic environment rather than on static data sets; or bandits, which are also inherently suited to online learning. Meanwhile, neural transfer learning provides natural increment-ability and transferability to new concepts, as well as mechanisms to adapt quickly without catastrophic forgetting practices, for instance, by using variable learning rates. Traditional machine learning approaches (such as decision trees and their ensembled variants) may still hold ground on relatively tabular data, but can easily be incorporated in batches.

Lastly, we recommend to shift research focus of learning from streaming data from constraints on the learning mode to robustness, interpretability and privacy preservation capabilities of the models. With the General Data Protection Regulation (GDPR), at least in Europe, storing personal data is becoming increasingly restrictive. And, interpretability and explainability, are inevitably becoming core requirements for nearly any machine learning application today, and certainly (or even, particularly) includes the deployment of dynamic algorithms such as those learning from evolving streaming data. We hope this will become a new or an extended focus.

## References

- [1] Ahmad Alzghoul, Magnus Löfstrand, and Björn Backe. Data stream forecasting for system fault prediction. Computers & industrial engineering, 62(4):972–978, 2012.
- [2] Maroua Bahri, Albert Bifet, João Gama, Heitor Murilo Gomes, and Silviu Maniu. Data stream analysis: Foundations, major tasks and tools. Wiley Interdisciplinary Reviews: Data Mining and Knowledge Discovery, 11(3):e1405, 2021.



- [3] David Barber. Bayesian Reasoning and Machine Learning. Cambridge University Press, 2012.
- [4] Sh. Ben-David, J. Blitzer, K. Crammer, A. Kulesza, F. Pereira, and J. Vaughan. A theory of learning from different domains. Mach. Learn., 79(1–2):151–175, 2010.
- [5] A. Bifet and R. Gavaldà. Learning from time-changing data with adaptive windowing. In Proc. of the Seventh SIAM Int. Conf. on Data Mining, 2007.
- [6] A. Bifet and R. Gavaldà. Adaptive learning from evolving data streams. In IDA 8th Int. Symposium on Intelligent Data Analysis, pages 249–260, 2009.
- [7] Hanen Borchani, Ana M. Martínez, Andrés R. Masegosa, Helge Langseth, Thomas D. Nielsen, Antonio Salmerón, Antonio Fernández, Anders L. Madsen, and Ramón Sáez. Modeling concept drift: A probabilistic graphical model based approach. In IDA 2015: 14th International Symposium on Intelligent Data Analysis, pages 72–83, 2015.
- [8] Zhiyuan Chen and Bing Liu. Lifelong machine learning. Synthesis Lectures on Artificial Intelligence and Machine Learning, 12(3):1–207, 2018.
- [9] Emmanuel Gbenga Dada, Joseph Stephen Bassi, Haruna Chiroma, Adebayo Olusola Adetunmbi, Opeyemi Emmanuel Ajibuwa, et al. Machine learning for email spam filtering: review, approaches and open research problems. Heliyon, 5(6):e01802, 2019.
- [10] Ariyam Das, Jin Wang, Sahil M Gandhi, Jae Lee, Wei Wang, and Carlo Zaniolo. Learn smart with less: Building better online decision trees with fewer training examples. In IJCAI, pages 2209–2215, 2019.
- [11] Angel N Desai, Moritz UG Kraemer, Sangeeta Bhatia, Anne Cori, Pierre Nouvellet, Mark Herringer, Emily L Cohn, Malwina Carrion, John S Brownstein, Lawrence C Madoff, et al. Real-time epidemic forecasting: challenges and opportunities. Health security, 17(4):268–275, 2019.
- [12] Thomas G. Dietterich. Machine learning for sequential data: A review. In Proceedings of the Joint IAPR International Workshop on Structural, Syntactic, and Statistical Pattern Recognition, pages 15–30, London, U.K., 2002. Springer-Verlag.
- [13] S. Disabato and M. Roveri. Tiny machine learning for concept drift. IEEE Transactions on Neural Networks and Learning Systems, 2022.
- [14] G. Ditzler, M. Roveri, C. Alippi, and R. Polikar. Learning in nonstationary environments: A survey. IEEE Comp. Intell. Magazine, 10(4):12–25, 2015.
- [15] Ke-Lin Du and M. N.S. Swamy. Neural Networks and Statistical Learning. Springer Publishing Company, Incorporated, 2013.

- [16] Conor Fahy, Shengxiang Yang, and Mario Gongora. Scarcity of labels in non-stationary data streams: A survey. ACM Computing Surveys, 55(2):1–39, 2023.
- [17] Mohammad Navid Fekri, Harsh Patel, Katarina Grolinger, and Vinay Sharma. Deep learning for load forecasting with smart meter data: Online adaptive recurrent neural network. Applied Energy, 282:116177, 2021.
- [18] K. Fukunaga. Introduction to Statistical Pattern Recognition. Academic Press, 2 edition, 1990.
- [19] J. Gama and P. Kosina. Learning about the learning process. In Advances in Intelligent Data Analysis X, pages 162–172, 2011.
- [20] J. Gama, P. Medas, G. Castillo, and P. Rodrigues. Learning with drift detection. In Brazilian symposium on artificial intelligence, pages 286–295, 2004.
- [21] J. Gama, P. Medas, G. Castillo, and P. Rodrigues. Learning with drift detection. In Advances in Artificial Intelligence, pages 286–295, 2004.
- [22] Joao Gama and Petr Kosina. Recurrent concepts in data streams classification. Knowledge and Information Systems, 40:489–507, 2014.
- [23] João Gama, Indre Zliobaite, Albert Bifet, Mykola Pechenizkiy, and Abdelhamid Bouchachia. A survey on concept drift adaptation. ACM Computing Surveys, 46(4):44:1–44:37, 2014.
- [24] E. García Martín. Energy Efficiency in Machine Learning: Approaches to Sustainable Data Stream Mining. PhD thesis, Blekinge Tekniska Högskola, 2020.
- [25] Alexander Gepperth and Barbara Hammer. Incremental learning algorithms and applications. In European symposium on artificial neural networks (ESANN), 2016.
- [26] Adel Ghazikhani, Reza Monsefi, and Hadi Sadoghi Yazdi. Ensemble of online neural networks for non-stationary and imbalanced data streams. Neurocomputing, 122:535–544, 2013.
- [27] H. Gomes, J. Barddal, F. Enembreck, and A. Bifet. A survey on ensemble learning for data stream classification. ACM Computing Surveys (CSUR), 50(2):1–36, 2017.
- [28] H. Gomes, M. Grzenda, R. Mello, J. Read, M. H. Le Nguyen, and A. Bifet. A survey on semi-supervised learning for delayed partially labelled data streams. Computing Surveys, 2022.
- [29] H. Gomes, J. Read, A. Bifet, J. Barddal, and J. Gama. Machine learning for streaming data: state of the art, challenges, and opportunities. ACM SIGKDD Explorations Newsletter, 21(2):6–22, 2019.

- [30] Heitor M. Gomes, Jesse Read, and Albert Bifet. Streaming random patches for evolving data stream classification. In ICDM'19: IEEE International Conference on Data Mining, pages 240–249. IEEE, 2019. Acceptance rate 9.08%; paper was particularly sub-selected for KAIS journal (with editor revision only).
- [31] Ian Goodfellow, Yoshua Bengio, and Aaron Courville. Deep Learning. The MIT Press, 2016.
- [32] Maciej Grzenda, Heitor Murilo Gomes, and Albert Bifet. Delayed labelling evaluation for data streams. Data Mining and Knowledge Discovery, 34(5):1237–1266, 2020.
- [33] M. Harries. Splice-2 comparative evaluation: Electricity pricing. Technical Report, 1999. University of New South Wales.
- [34] M. Harries, C. Sammut, and K. Horn. Extracting hidden context. Machine Learning, 32(2):101–126, 1998.
- [35] Johannes Haug, Klaus Broelemann, and Gjergji Kasneci. Dynamic model tree for interpretable data stream learning. In 2022 IEEE 38th International Conference on Data Engineering (ICDE), pages 2562–2574. IEEE, 2022.
- [36] Johannes Haug and Gjergji Kasneci. Learning parameter distributions to detect concept drift in data streams. In 2020 25th International Conference on Pattern Recognition (ICPR), pages 9452–9459. IEEE, 2021.
- [37] Geoffrey Holmes, Richard Kirkby, and Bernhard Pfahringer. Stress-testing Hoeffding trees. In 9th European Conference on Principles and Practice of Knowledge Discovery in Databases (PKDD '05), pages 495–502, 2005.
- [38] Chenping Hou and Zhi-Hua Zhou. One-pass learning with incremental and decremental features. IEEE transactions on pattern analysis and machine intelligence, 40(11):2776–2792, 2017.
- [39] R.J. Hyndman and G. Athanasopoulos. Forecasting: principles and practice. OTexts: Melbourne, Australia, 2 edition, 2018.
- [40] Michael Jordan. Notes on recursive least squares. Technical Report, University of California, Berkeley, 1998. [www.cs.berkeley.edu/~jordan/courses/294-fall198/readings/rls.ps](http://www.cs.berkeley.edu/~jordan/courses/294-fall198/readings/rls.ps).
- [41] E. Keogh and J. Lin. Clustering of time-series subsequences is meaningless: implications for previous and future research. Knowledge and information systems, 8(2):154–177, 2005.
- [42] James Kirkpatrick, Razvan Pascanu, Neil Rabinowitz, Joel Veness, Guillaume Desjardins, Andrei A Rusu, Kieran Milan, John Quan, Tiago Ramalho, Agnieszka Grabska-Barwinska, et al. Overcoming catastrophic forgetting in neural networks. Proceedings of the national academy of sciences, 114(13):3521–3526, 2017.

- [43] J. Kolter and M. Maloof. Using additive expert ensembles to cope with concept drift. In Proc. of the 22nd int. conf. on Machine learning, pages 449–456, 2005.
- [44] Dhireesha Kudithipudi, Mario Aguilar-Simon, Jonathan Babb, Maxim Bazhenov, Douglas Blackiston, Josh Bongard, Andrew P Brna, Suraj Chakravarthi Raja, Nick Cheney, Jeff Clune, et al. Biological underpinnings for lifelong learning machines. Nature Machine Intelligence, 4(3):196–210, 2022.
- [45] L. Kuncheva and I. Zliobaite. On the window size for classification in changing environments. Intelligent Data Analysis, 13(6):861–872, 2009.
- [46] J. Lobo, J. Del Ser, A. Bifet, and N. Kasabov. Spiking neural networks and online learning: An overview and perspectives. Neural Networks, 121:88–100, 2020.
- [47] J. Lu, A. Liu, F. Dong, F. Gu, J. Gama, and G. Zhang. Learning under concept drift: A review. IEEE Trans. on Knowledge and Data Engineering, 31(12):2346–2363, 2018.
- [48] J. Lu, A. Liu, F. Dong, F. Gu, J. Gama, and G. Zhang. Learning under concept drift: A review. IEEE Transactions on Knowledge and Data Engineering, 31(12):2346–2363, 2019.
- [49] Edwin Lughofer. On-line active learning: A new paradigm to improve practical useability of data stream modeling methods. Information Sciences, 415:356–376, 2017.
- [50] Yong Luo, Liancheng Yin, Wenchao Bai, and Keming Mao. An appraisal of incremental learning methods. Entropy, 22(11):1190, 2020.
- [51] Ch. Manapragada, G. Webb, and M. Salehi. Extremely fast decision tree. In Proc. of the 24th ACM SIGKDD Int. Conf. on Knowledge Discovery & Data Mining, page 1953–1962, 2018.
- [52] P. Matuszyk, G. Kreml, and M. Spiliopoulou. Correcting the usage of the Hoeffding inequality in stream mining. In Int. Symp. on Intelligent Data Analysis, pages 298–309, 2013.
- [53] Thomas M Moerland, Joost Broekens, Aske Plaat, Catholijn M Jonker, et al. Model-based reinforcement learning: A survey. Foundations and Trends® in Machine Learning, 16(1):1–118, 2023.
- [54] J. Montiel, A. Bifet, V. Losing, J. Read, and T. Abdessalem. Learning fast and slow - A unified batch/stream framework. In IEEE BigData Int. Conf. on Big Data, pages 1065–1072, 2018.

- [55] Denis Moreira dos Reis, André Maletzke, Diego F Silva, and Gustavo EAPA Batista. Classifying and counting with recurrent contexts. In Proceedings of the 24th ACM SIGKDD International Conference on Knowledge Discovery & Data Mining, pages 1983–1992, 2018.
- [56] S. Muthukrishnan, Eric van den Berg, and Yihua Wu. Sequential change detection on data streams. In Workshops Proceedings of the 7th IEEE International Conference on Data Mining, pages 551–550, 2007.
- [57] Pierre Nouvellet, Sangeeta Bhatia, Anne Cori, Kylie EC Ainslie, Marc Baguelin, Samir Bhatt, Adhiratha Boonyasiri, Nicholas F Brazeau, Lorenzo Cattarino, Laura V Cooper, et al. Reduction in mobility and covid-19 transmission. Nature communications, 12(1):1090, 2021.
- [58] S. Pan and Q. Yang. A survey on transfer learning. IEEE Transactions on Knowledge and Data Engineering, 22(10):1345–1359, 2010.
- [59] J. Plasse and N. Adams. Handling delayed labels in temporally evolving data streams. In IEEE Int. Conf. on Big Data, pages 2416–2424, 2016.
- [60] J. Quinero-Candela, M. Sugiyama, A. Schwaighofer, and N. Lawrence, editors. Dataset Shift in Machine Learning. MIT Press, 2008.
- [61] J. Read, A. Bifet, B. Pfahringer, and G. Holmes. Batch-incremental versus instance-incremental learning in dynamic and evolving data. In IDA: 11th Int. Symp. on Advances in Intelligent Data Analysis, pages 313–323, 2012.
- [62] J. Read, R. Rios, T. Nogueira, and R. Mello. Data streams are time series: Challenging assumptions. In 9th Brazilian Conference on Intelligent Systems (BRACIS), pages 529–543, 2020.
- [63] J. Read, N. Tziortziotis, and M. Vazirgiannis. Error-space representations for multi-dimensional data-streams. Pattern Analysis and Applications, 22(3):1211–1220, 2019.
- [64] Jesse Read. Concept-drifting data streams are time series; the case for continuous adaptation. arXiv preprint arXiv:1810.02266, 2018.
- [65] Jesse Read, Luca Martino, and Jaakko Hollmén. Multi-label methods for prediction with sequential data. Pattern Recognition, 63(March):45–55, 2017.
- [66] M. Roseberry and A. Cano. Multi-label kNN classifier with self adjusting memory for drifting data streams. In Proc. of the 2nd Int. Workshop on Learning with Imbalanced Domains: Theory and Applications, volume 94, pages 23–37, 2018.
- [67] Martha Roseberry, Bartosz Krawczyk, Youcef Djenouri, and Alberto Cano. Self-adjusting k nearest neighbors for continual learning from multi-label drifting data streams. Neurocomputing, 442:10–25, 2021.

- [68] Leszek Rutkowski, Maciej Jaworski, Lena Pietruczuk, and Piotr Duda. Decision trees for mining data streams based on the gaussian approximation. IEEE Transactions on Knowledge and Data Engineering, 26(1):108–119, 2013.
- [69] Javier J Sánchez-Medina, Juan Antonio Guerra-Montenegro, David Sánchez-Rodríguez, Itziar G Alonso-González, and Juan L Navarro-Mesa. Data stream mining applied to maximum wind forecasting in the canary islands. Sensors, 19(10):2388, 2019.
- [70] D Sculley. Online active learning methods for fast label-efficient spam filtering. In CEAS, volume 7, page 143, 2007.
- [71] Raquel Sebastiao and Joao Gama. A study on change detection methods. In Progress in artificial intelligence, 14th Portuguese conference on artificial intelligence, EPIA, pages 12–15, 2009.
- [72] H. Shimodaira. Improving predictive inference under covariate shift by weighting the log-likelihood function. Journal of Statistical Planning and Inference, 90(2):227–244, 2000.
- [73] Kunal SinghaRoy. Tree-Augmented Naïve Bayes Methods for Real-Time Training and Classification of Streaming Data. PhD thesis, The Florida State University, 2018.
- [74] Y. Sun, K. Tang, Z. Zhu, and X. Yao. Concept drift adaptation by exploiting historical knowledge. IEEE transactions on neural networks and learning systems, 29(10):4822–4832, 2018.
- [75] Richard S. Sutton and Andrew G. Barto. Reinforcement Learning: An Introduction. The MIT Press, second edition, 2018.
- [76] Yufei Tao and Shangqi Lu. From online to non-i.i.d. batch learning. In Proceedings of the 26th ACM SIGKDD International Conference on Knowledge Discovery and Data Mining, KDD '20, page 328–337, New York, NY, USA, 2020. Association for Computing Machinery.
- [77] Matthew E Taylor and Peter Stone. Transfer learning for reinforcement learning domains: A survey. Journal of Machine Learning Research, 10(7), 2009.
- [78] Sergios Theodoridis. Chapter 2 - probability and stochastic processes. In Sergios Theodoridis, editor, Machine Learning, pages 9–51. Academic Press, Oxford, 2015.
- [79] A. Tsymbal. The problem of concept drift definitions and related work. Tech. Rep. Department of Computer Science, Trinity College, Dublin., 2004.

- [80] Gido M van de Ven, Tinne Tuytelaars, and Andreas S Tolias. Three types of incremental learning. Nature Machine Intelligence, pages 1–13, 2022.
- [81] Daniel Vela, Andrew Sharp, Richard Zhang, Trang Nguyen, An Hoang, and Oleg S Pinykh. Temporal quality degradation in ai models. Scientific Reports, 12(1):11654, 2022.
- [82] G. Webb, R. Hyde, H. Cao, H. Nguyen, and F. Petitjean. Characterizing concept drift. Data Mining and Knowledge Discovery, 30(4):964–994, 2016.
- [83] G. Widmer and M. Kubat. Learning in the presence of concept drift and hidden contexts. Mach. Learn., 23(1):69–101, 1996.
- [84] D.H. Wolpert and W.G. Macready. No free lunch theorems for optimization. IEEE Transactions on Evolutionary Computation, 1(1):67–82, 1997.
- [85] Zh. Xing, J. Pei, and Ph. Yu. Early classification on time series. Knowledge and information systems, 31(1):105–127, 2012.
- [86] X. You, M. Zhang, D. Ding, F. Feng, and Y. Huang. Learning to learn the future: Modeling concept drifts in time series prediction. In Proc. of the 30th ACM Int. Conf. on Information & Knowledge Management, pages 2434–2443, 2021.
- [87] Shangdong Zhang and Richard S Sutton. A deeper look at experience replay. arXiv preprint arXiv:1712.01275, 2017.
- [88] Giacomo Ziffer, Alessio Bernardo, Emanuele Della Valle, and Albert Bifet. Kalman filtering for learning with evolving data streams. In 2021 IEEE International Conference on Big Data (Big Data), pages 5337–5346. IEEE, 2021.
- [89] I. Zliobaite. Adaptive training set formation. PhD thesis, Vilnius University, 2010.
- [90] I. Zliobaite, A. Bifet, G. Holmes, and B. Pfahringer. MOA concept drift active learning strategies for streaming data. Journal of Machine Learning Research - Proceedings Track, 17:48–55, 2011.
- [91] I. Zliobaite, A. Bifet, J. Read, B. Pfahringer, and G. Holmes. Evaluation methods and decision theory for classification of streaming data with temporal dependence. Machine Learning, 98(3):455–482, 2014.
- [92] I. Zliobaite, M. Budka, and F. Stahl. Towards cost-sensitive adaptation: When is it worth updating your predictive model? Neurocomputing, 150:240–249, 2015.
- [93] Indre Zliobaite. Change with delayed labeling: When is it detectable? In IEEE International Conference on Data Mining Workshops, pages 843–850, 2010.

- [94] Indre Zliobaite. Combining similarity in time and space for training set formation under concept drift. Intelligent Data Analysis, 15(4):589–611, 2011.
- [95] Indre Zliobaite. How good is the electricity benchmark for evaluating concept drift adaptation. arXiv:1301.3524, 2013.