

An Instrumental Variable Approach to Confounded Off-Policy Evaluation

Yang Xu¹, Jin Zhu², Chengchun Shi³, Shikai Luo⁴ and Rui Song¹

¹*North-Carolina State University*

²*Sun Yat-sen University*

³*London School of Economics and Political Science*

⁴*ByteDance*

Abstract

Off-policy evaluation (OPE) is a method for estimating the return of a target policy using some pre-collected observational data generated by a potentially different behavior policy. In some cases, there may be unmeasured variables that can confound the action-reward or action-next-state relationships, rendering many existing OPE approaches ineffective. This paper develops an instrumental variable (IV)-based method for consistent OPE in confounded Markov decision processes (MDPs). Similar to single-stage decision making, we show that IV enables us to correctly identify the target policy’s value in infinite horizon settings as well. Furthermore, we propose an efficient and robust value estimator and illustrate its effectiveness through extensive simulations and analysis of real data from a world-leading short-video platform.

Keywords: Instrumental variables, off-policy evaluation, infinite-horizons, unmeasured confounding, reinforcement learning.

1 Introduction

Offline policy evaluation (OPE) aims to estimate the discounted cumulative reward following a given target policy π with an offline dataset collected from another (possibly unknown) behavior policy b . Here, a policy is a decision rule that determines an action based on observed state variables. OPE is important in situations where it is impractical or too costly to directly evaluate the target policy, such as in robotics (Quillen et al., 2018), precision medicine (Kosorok and Laber, 2019; Tsiatis et al., 2019), economics and quantitative social science (Abadie and Cattaneo, 2018), recommendation systems (Li et al., 2010; Kiyohara et al., 2022), and other fields.

There is a large body of literature on OPE, but many existing methods rely on the assumption of no unmeasured confounders (NUC), excluding the existence of no unobserved variables that could potentially confound either the action-reward pair or the action-next-state pair. This assumption, however, can be violated in several real-world applications including healthcare and technological industries. For example, consider the scenario of evaluating the expected long-term effect of app download ads exposure to target audience on smartphones. In this case, multiple companies may be bidding to show ads to a consumer, and it is often unknown which company’s ad is indeed shown to the consumer in the end. This competition introduces confounders that affect both the ads exposure and consumer conversion, but are not necessarily measured or observed. This lack of measured confounders can make it difficult to accurately evaluate the target policy using traditional OPE methods that rely on the NUC assumption.

Recently, there has been an increasing focus on developing methods for OPE in the presence of confounded Markov Decision Processes (MDPs). Wang et al. (2021) utilized frontdoor and backdoor adjustments to address confounded observations, while Tennen-

holtz et al. (2020) established the first off policy evaluation procedure for Partially Observable Markov Decision Processes (POMDPs). Bennett et al. (2021) combined optimal balancing with stationary distribution ratios estimated by proxies to estimate policy value without directly modeling the reward functions. Shi et al. (2022) an proposed efficient off-policy value estimator in the presence of mediators with rigorous uncertainty quantification. Despite these related approaches, the use of instrumental variables in confounded MDPs has not been thoroughly explored in the current literature. While Fu et al. (2022) considered instrumental variables in RL’s setting, their main focus is on policy learning, rather than policy evaluation. Moreover, the efficiency of their estimator has not been thoroughly analyzed. This motivates us to develop an IV-based offline estimator to address the OPE problem in a more efficient way.

Instrumental variables (IVs) are a commonly used method to address unmeasured confounding in causal inference. They have been applied in a range of studies including Ogburn et al. (2015); Aronow and Carnegie (2013); Tchetgen and Vansteelandt (2013); Wang and Tchetgen (2018); Qiu et al. (2021). However, these methods are typically used to measure the causal effect of a treatment versus a control in a single-stage setting, making them difficult to apply to sequential decision making or infinite-horizon problems as they are commonly encountered in reinforcement learning (RL) literature.

To fill in the gap between infinite-horizon RL and IV-based approaches, our work focuses on using instrumental variables to estimate the (discounted) cumulative reward in infinite-horizon MDPs with confounded observations. The innovations of our paper is three-fold. **Firstly**, to the best of our knowledge, this is one of the first studies to systematically examine the use of instrumental variables in evaluating the offline policy effect in infinite-horizon confounded MDPs. This is a novel contribution, as previous work has either focused on using instrumental variables in single-stage decision making or used other approaches

in confounded MDPs. **Secondly**, starting from DM and marginalized MIS estimators, we propose a doubly robust estimator based on efficient influence function. The new estimator, as guaranteed by semiparametric theory, achieves the efficiency bound and thus provides the most robust and efficient value estimate for OPE in confounded MDPs. **Thirdly**, our approach indeed solves some very meaningful problems in real settings. As we illustrated in Section 3 and Section 8, our approach has a great potential to solve important real-world problems, such as those encountered in advertising decision making where bid information can be used as a valid instrumental variable to improve conversion rates.

The rest of this paper is summarized as follows. In Section 2, we review other related papers in the literature. In Section 3, we introduce the necessary notation, underlying causal diagram, and assumptions for our work. Section 4 discusses the identifiability of the value function. In Section 5, we present three types of estimators, the efficient influence function, and provide details on the estimation process along with the corresponding theoretical guarantees. In Section 6, we discuss further relaxations of the Markov assumption mentioned in previous sections. We conduct simulation studies in Section 7 and provide a real data analysis in Section 8. The proofs for our results can be found in the Supplementary Material.

2 Additional Related Works

2.1 Off policy evaluation

Among all of the estimation methods, doubly robust (DR) procedure is widely used due to its stability and efficiency in reward estimation. Over the past decades, OPE has been thoroughly researched in both contextual bandits and reinforcement learning (Dudík et al.,

2011; Zhang et al., 2013; Dudík et al., 2014; Jiang and Li, 2016; Thomas and Brunskill, 2016; Cai et al., 2020).

Specifically, in the context of reinforcement learning (RL), current OPE methodologies can be roughly divided into three categories. The first type of estimator is the direct estimator (DM), which aims to directly solve for Q function or value function by utilizing the Bellman equation (Lagoudakis and Parr, 2003; Munos and Szepesvári, 2008; Le et al., 2019). The second type of estimator is the importance sampling estimator (MIS) (Hallak and Mannor, 2017; Liu et al., 2018; Zhang et al., 2020). In infinite-horizon setting, the traditional IS estimator may suffer from excessively high variance. However, marginalized IS estimator, as illustrated in Liu et al. (2018), successfully avoids the exploding variance faced by traditional IS methods. The last type of estimator is the doubly robust estimator (DR) (Jiang and Li, 2016; Kallus and Uehara, 2022; Uehara et al., 2020). From theoretical perspective, double reinforcement learning (Kallus and Uehara, 2022) provides a semiparametric efficiency bound for off policy evaluation, which outperforms the first two categories in most cases. In later sections, we’ll demonstrate that our estimator also enjoys the double robustness property and achieves very promising results in real cases.

2.2 Unmeasured Confounding

In observational studies, the no unmeasured confounders (NUC) assumption is often violated due to the presence of latent variables. To address the potential inconsistency issue, several strategies have been proposed in the literature.

The first type of method leverages proxies to identify the target value from confounders. Representative work contains but not limit to Wickens (1972); Frost (1979); Zhang and Bareinboim (2016); Louizos et al. (2017); Bennett et al. (2021); Fu et al. (2022); Shi et al. (2022). The second type of estimator is based on Partially Observable MDPs (POMDPs),

where the latent state variable cannot be fully observed from the data Tennenholtz et al. (2020); Bennett and Kallus (2021); Miao et al. (2022); Shi et al. (2022). Specifically, Tennenholtz et al. (2020) and Bennett and Kallus (2021) discuss the identification and estimation in discrete and continuous state-action space, respectively. . Shi et al. (2022) construct a minimax learning approach to solve the brige functions involved in the identification procedure. However, as we’ve mentioned in previous section, this type of estimator has not been thoroughly explored in the context of IV-based infinite-horizon settings. This is also our focus in the following sections.

3 Preliminaries

We first introduce the basic setup of confounded Markov decision process. For any data trajectory D_i , we define (S_t, A_t, R_t) as the state-action-reward triplet observed at stage t . Throughout this paper, we accept the existence of unobserved confounders U_t , which may affect both action and reward and confound the identification procedure of the treatment effect. Specifically, in the context of online display advertising, we define $A_t = 0/1$ as the exposure of ads to the consumer and $R_t = 0/1$ as the conversion of the consumer.

To address the issue of confounding, we leverage the instrumental variable (IV) to distinguish the effect of A_t on R_t . In this case, we define $Z_t = 0/1$ as whether the company chooses to bid with other firms or not in order to expose the ad to the target consumers. The variable Z_t can be considered a valid IV, as bidding can only affect conversion through increasing the probability of ad exposure to consumers.

Let’s go back to our model setup. The complete data under IV-based confounded MDP can be summarized as $D_{\text{full}} = \{(S_t, Z_t, A_t, R_t, U_t)\}_{t=0}^T$. Let $\bar{A}_t = \{A_1, \dots, A_t\}$ denote the summary of all actions up to stage t , and $\bar{Z}_t = \{Z_1, \dots, Z_t\}$ as the summary of IVs up to

stage t . The data we actually observed contains n iid trajectories, where

$$D_i = \{(S_{i,t}, Z_{i,t}, A_{i,t}, R_{i,t})\}_{t=1}^T, \quad i = \{1, \dots, n\}. \quad (1)$$

Define $\pi : \mathcal{S} \times \mathcal{A} \mapsto [0, 1]$ as the target policy we wish to evaluate, i.e., $\pi(a|s) = \mathbb{P}(A_t = a|S_t = s)$ for any $(a, s) \in \mathcal{S} \times \mathcal{A}$. Likewise, let $b : \mathcal{S} \times \mathcal{A} \mapsto [0, 1]$ denote the behaviour policy that generates the data in (1). It is worth noting that the behavior policy b may be completely unknown to us, and may differ from the target policy of our interest. The causal diagram in our model setup is shown in Figure 1.

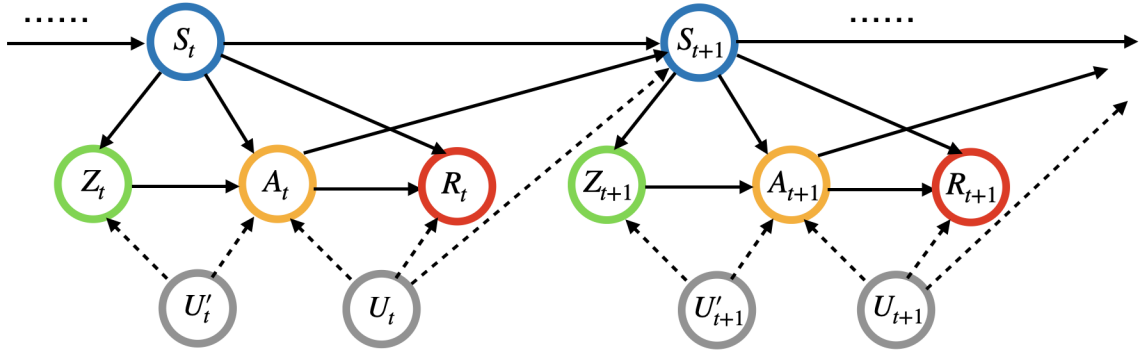


Figure 1: Causal diagram in confounded MDP, where U'_t and U_t denote two factors that confound $Z_t \rightarrow A_t$ and $A_t \rightarrow (R_t, S_{t+1})$ respectively. Notice that the assumptions we will impose throughout this paper still allow for the existence of U'_t , which is quite general and can be applied to many real-world scenarios.

For a given discounted factor $0 \leq \gamma < 1$, we define the value function $V^\pi(s_0)$ as the expected discounted sum of rewards starting from state s_0 under policy π :

$$V^\pi(s_0) = \sum_{t=0}^T \gamma^t \mathbb{E}^\pi [R_t | S_0 = s_0], \quad (2)$$

where the superscript π in \mathbb{E}^π denotes the expectation taken under policy π . Furthermore, for a group of subjects with initial state distribution $\nu(s_0)$, we define the expected reward as

$$\eta^\pi := \mathbb{E}_{s_0 \sim \nu}[V^\pi(s_0)] = \mathbb{E}_{s_0 \sim \nu} \left[\sum_{t=0}^T \gamma^t \mathbb{E}^\pi[R_t | S_0 = s_0] \right]. \quad (3)$$

Throughout this paper, we accept the potential outcome framework commonly used in IV-related literature. Define $A_t(\bar{z}_t)$ as the action assigned to a subject if exposed to $\bar{Z}_t = \{\bar{z}_t\}$ at the first t stages, and $R_t(\bar{z}_t, \bar{a}_t)$ as the reward one would observe under $\bar{Z}_t = \{\bar{z}_t\}$ and policy $\bar{A}_t = \{\bar{a}_t\}$. In order to ensure the validity of the instrumental variable, we need to impose certain conditions, which are summarized in Assumption 1 [See (Didelez and Sheehan, 2007) for details].

Assumption 1. (IV-related Assumptions)

For any stage $t \in \{1, \dots, T\}$ and any historical data $\{\bar{z}_{t-1}, \bar{a}_{t-1}\}$ collected before stage t , we assume the following conditions hold:

- (a) IV Independence: $Z_t \perp\!\!\!\perp U_t | S_t$.
- (b) IV Relevance: $Z_t \not\perp\!\!\!\perp A_t | S_t$.
- (c) Exclusion Restriction: For any z, a , $R_t(\bar{z}_t, \bar{a}_t) = R_t(\bar{z}_{t-1}, \bar{a}_t)$.
- (d) $R_t(\bar{a}_t) \perp\!\!\!\perp (A_t, Z_t) | (S_t, U_t)$.

Assumption 1 formalizes the causal diagram in Figure 1 through several IV-related assumptions (a)-(c) that are commonly used in the single-stage model setup (Angrist and Imbens, 1995; Abadie, 2003; Qiu et al., 2021). Assumption 2 (d), as discussed in Wang and Tchetgen (2018), allows for common causes of Z_t and A_t , and can be interpreted through d-separation. This assumption is mild in real-world settings, as it allows for common causes of Z_t and A_t , A_t and (R_t, S_{t+1}) . Overall, our assumption is a natural generalization of these conditions under infinite-horizon Markov decision processes.

Define \bar{W}_t as the set of all historical data up to stage t , where

$$\bar{W}_t(\bar{a}_t) = \{S_0, U_0, R_0(a_0), S_1(a_0), \dots, S_t(\bar{a}_{t-1}), U_t, R_t(\bar{a}_t)\}.$$

Next, let's further impose some conditional independence assumptions that allow our identification procedure to be conducted stage-by-stage.

Assumption 2. (Conditional Independence Assumptions)

(a) (MA) Markov assumption: There exists a Markov transition kernel \mathcal{P} such that for any $t \geq 0$, and $\bar{a}_t \in [0, 1]^{t+1}$, we have

$$\mathbb{P}(S_{t+1}(\bar{a}_t) \in \mathcal{S} | \bar{W}_t(\bar{a}_t)) = \mathcal{P}(\mathcal{S}; a_t, S_t(\bar{a}_{t-1}), U_t).$$

(b) (CMIA) Conditional mean independence assumption: there exists a function r such that for any $t \geq 0$, and $\bar{a}_t \in [0, 1]^{t+1}$, we have

$$\mathbb{E}(R_t(\bar{a}_t) | S_t(\bar{a}_{t-1}), \bar{W}_{t-1}(\bar{a}_{t-1})) = r(a_t, S_t(\bar{a}_{t-1}), U_t).$$

Under conditional independence assumptions, we can further relax the exclusion restriction on IV specified in Assumption 1 (c).

Proposition 1. (More on Assumption 1 (c))

Under Assumption 2, the exclusion restriction condition in Assumption 1 (c) is equivalent to assuming that $R_t(\bar{z}_t, \bar{a}_t) = R_t(\bar{a}_t)$ holds for any z, a .

The proof of Proposition 1 is straightforward. Under Assumption 2 (b),

$$R_t(\bar{Z}_t, \bar{A}_t) \perp\!\!\!\perp \bar{Z}_{t-1} | (S_t, Z_t, A_t),$$

which means that $R_t(\bar{z}_t, \bar{a}_t) = R_t(z_t, \bar{a}_t) = R_t(\bar{a}_t)$. The first equality holds by CIMA in Assumption 2 (b), and the second equality holds by the original exclusion restriction in Assumption 1 (c).

Before we conclude this section, let’s summarize our model setup and the problem of interest. Using the data in (1), our goal is to infer the outcome of executing a target policy π under a confounded MDP. In the subsequent sections, we will thoroughly examine the identification, estimation, and inference procedures for the value function $V^\pi(s_0)$ defined in (2).

4 Identification Results

To answer the questions about “what’s the treatment effect (such as the conversion rate in this example) of executing a specific advertising policy”, it is of critical importance to consider the identifiability of the confounded Markov decision processes. The key idea is to first use conditional independence assumptions to decompose the multiple-stage identification problem into single stages, and then leverage the existing IV-related assumptions to identify the causal effect at each stage.

4.1 Identifiability

Before we proceed, let’s make some additional assumptions on the next-stage state variable S_{t+1} , similar to what we did for R_t .

Assumption 3.

For any stage $t \in \{1, \dots, T\}$, assume the following conditions hold:

- (a) For any \bar{z}_t, \bar{a}_t , $S_{t+1}(\bar{z}_t, \bar{a}_t) = S_{t+1}(\bar{a}_t)$.
- (b) $S_{t+1}(\bar{a}_t) \perp\!\!\!\perp (A_t, Z_t) | (S_t, U_t)$.

Notice that Assumption 3 (a)-(b) are akin to Assumption 1 (c)-(d), which requires the impact of the IV to be the same for both the current-stage reward and next-stage state variables. As shown in the causal graph in Figure 1, R_t and S_{t+1} have a very similar causal

hierarchy. We will see shortly how these assumptions allow us to identify the value function at each stage before R_t .

Theorem 1 (*Identifiability*)

Under Assumption 1-3, and further assuming that for any historical actions \bar{a}_{t-1} , we have:

(A4) There is no additive $U - A$ interaction in both $\mathbb{E}[R_t(\bar{a}_t)|S_t, U_t]$ and $\mathbb{E}[S_{t+1}(\bar{a}_t)|S_t, U_t]$.

That is,

$$\begin{aligned}\mathbb{E}[R_t(1, \bar{a}_{t-1}) - R_t(0, \bar{a}_{t-1})|S_t, U_t] &= \mathbb{E}[R_t(1, \bar{a}_{t-1}) - R_t(0, \bar{a}_{t-1})|S_t], \\ \mathbb{E}[S_{t+1}(1, \bar{a}_{t-1}) - S_{t+1}(0, \bar{a}_{t-1})|S_t, U_t] &= \mathbb{E}[S_{t+1}(1, \bar{a}_{t-1}) - S_{t+1}(0, \bar{a}_{t-1})|S_t],\end{aligned}$$

then we claim that $V^\pi(s_0)$ is identifiable. The expression for $V^\pi(s_0)$ is given by

$$\begin{aligned}V^\pi(s_0) &= \sum_{t=0}^T \gamma^t \mathbb{E}^\pi [R_t | S_0 = s_0] \\ &= \sum_{t=0}^T \sum_{\{z_j, a_j, r_j, s_{j+1}\}_{j=0}^t} \gamma^t r_t \cdot \left\{ \prod_{j=0}^t p_{r,s}(r_j, s_{j+1} | a_j, z_j, s_j) \cdot p_a(a_j | z_j, s_j) \cdot c(z_j | s_j) \right\},\end{aligned}\tag{4}$$

where

$$c(z_t | S_t) = \begin{cases} \frac{\mathbb{E}[A_t | Z_t = 1, S_t] - \pi(S_t)}{\mathbb{E}[A_t | Z_t = 1, S_t] - \mathbb{E}[A_t | Z_t = 0, S_t]}, & \text{when } z_t = 0 \\ \frac{\pi(S_t) - \mathbb{E}[A_t | Z_t = 0, S_t]}{\mathbb{E}[A_t | Z_t = 1, S_t] - \mathbb{E}[A_t | Z_t = 0, S_t]}, & \text{when } z_t = 1 \end{cases}.\tag{5}$$

The proof of Theorem 1 is provided in the Supplementary Material.

Remark 1. Based on the identification result of $V^\pi(s_0)$ in Theorem 1, η^π is also identifiable by taking expectation with respect to the initial state distribution. Specifically,

$$\eta^\pi = \sum_{s_0} \nu(s_0) \cdot \left[\sum_{t=0}^T \sum_{\{z_j, a_j, r_j, s_{j+1}\}_{j=0}^t} \gamma^t r_t \cdot \left\{ \prod_{j=0}^t p_{r,s}(r_j, s_{j+1} | a_j, z_j, s_j) \cdot p_a(a_j | z_j, s_j) \cdot c(z_j | s_j) \right\} \right].\tag{6}$$

Remark 2. It is worth noting that in Equation (4), all of the terms on the RHS can be estimated from the observed data. Each conditional expectation $\mathbb{E}^\pi [R_t | S_0 = s_0]$ can be written as the product of r_t and the terms in the curly braces. If we replace $c(z_j | S_j)$ with $p_z(z_j | s_j)$, i.e. the probability density function of Z_j that generates the observed data, then the products in the curly braces can be interpreted as the probability of the entire data trajectory up to stage t .

Remark 3. Although $c(z_t | S_t)$ is written as a form of conditional probability, it is actually just a function of (z_t, s_t) that has some nice properties similar to a probability measure. Firstly, when the target policy π aligns with the behavior policy b , $c(z_t | S_t)$ can be shown to be equivalent to $p_z(z_t | S_t)$. In this case, the identification of $V^\pi(s_0)$ becomes straightforward and is consistent with our discussion at the end of Remark 2. Secondly, for any S_t , it's easy to show that $c(z_t = 1 | S_t) + c(z_t = 0 | S_t) = 1$. Even though $c(z_t | S_t)$ is not guaranteed to be within $[0, 1]$, it still serves as a weighted factor that measures the discrepancy between the behavior policy and the target π . This is similar to importance sampling — all of the consequences of substituting π for b in estimating η^π are ultimately captured in the function c . The ratio c/p_z in our setup is in line with the policy ratio π/b in traditional IS estimators, which accounts for the change of measure in offline policy estimation.

5 Estimation with Instrumental Variables

In this section, we will discuss how to efficiently estimate the value function $V^\pi(s_0)$ and the total reward expectation η^π . We will begin with the direct method and importance sampling estimator, and then derive the efficient influence function in this semi-parametric problem. Finally, we will propose a doubly robust estimation procedure, which can be proved to be the most efficient estimator in the presence of model misspecification.

5.1 Direct Estimator

We will begin by discussing the direct estimation method for η^π . While Formula (3) provides a way to estimate η^π from the observed data, it is clearly too time-consuming and unrealistic to estimate each term and perform the summation over all stages T .

To address this issue, we define the Q function in confounded MDP as

$$Q^\pi(s, z, a) = \mathbb{E}^\pi \left[\sum_{k=0}^{\infty} \gamma^k R_{t+k} | S_t = s, Z_t = z, A_t = a \right]. \quad (7)$$

We would like to emphasize the dependence of Q^π on instrumental variable z . By contradiction axiom of conditional independence, we can deduce from Assumption 1 (a) and (d) that $R_t(a) \perp\!\!\!\perp Z_t | S_t$. However, it does not imply that $R_t \perp\!\!\!\perp Z_t | (S_t, A_t)$, which explains the reason why Q^π is also a function of z .

According to our identification result, we can derive the relationship between $V^\pi(s)$ and $Q^\pi(s, z, a)$ as

$$V^\pi(S_t) = \sum_{z_t, a_t} c(z_t | S_t) \cdot p_a(a_t | z_t, S_t) \cdot Q^\pi(S_t, z_t, a_t). \quad (8)$$

Since η^π can also be expressed as $\mathbb{E}^\pi[Q^\pi(S_0, Z_0, A_0)]$ where the expectation is taken w.r.t. (S_0, Z_0, A_0) , the direct estimator is given by

$$\hat{\eta}_{\text{DM}}^\pi = \sum_{s, z, a} \hat{c}(z | s) \cdot \hat{p}_a(a | z, s) \cdot \hat{Q}^\pi(s, z, a) \cdot \hat{\nu}(s), \quad (9)$$

where we take the expectation w.r.t. the estimated initial state distribution $\hat{\nu}$ to establish the direct estimator for the expected reward η^π .

5.2 Importance Sampling Estimator

The second estimator is the importance sampling (IS) estimator. In a multi-stage setting, the traditional IS estimator, which is constructed by multiplying the probability ratio at

each stage, is unlikely to produce a stable estimation result due to its high computational complexity and the cumulative effect of errors. The situation is even worse in the case of infinite horizon MDP, where the IS estimator may have unbounded variance.

To address this issue, we adopt the idea from Liu et al. (2018) and define the marginal density ratio as

$$\omega^\pi(s) = (1 - \gamma) \sum_{t=0}^{\infty} \gamma^t \frac{p_t^\pi(s)}{p_\infty(s)}, \quad (10)$$

where $p_t^\pi(s)$ denotes the probability of $S_t = s$ when the system follows policy π up to stage t , starting from an initial distribution $\nu(s) = p_0(s)$. We use $p_\infty(s)$ to denote the stationary distribution of the stochastic process $\{S_t\}_{t \geq 0}$. By using the change of measure theorem and the definitions we just introduced, one can obtain that

$$\begin{aligned} \eta^\pi &= \sum_{t=0}^{\infty} \gamma^t \cdot \mathbb{E}_{S_0 \sim p_0(s)} [\mathbb{E}^\pi[R_t | S_0 = s_0]] = \mathbb{E}_{s_t \sim p_t^\pi(s)} \left[\sum_{t=0}^{\infty} \gamma^t \cdot \mathbb{E}^\pi[R_t | S_t = s_t] \right] \\ &= \mathbb{E}_{s_t \sim p_\infty(s)} \left[\sum_{t=0}^{\infty} \gamma^t \cdot \frac{p_t^\pi(s_t)}{p_\infty(s_t)} \cdot \mathbb{E}^\pi[R_t | S_t = s_t] \right] \\ &= (1 - \gamma)^{-1} \mathbb{E}_{s_t \sim p_\infty(s)} \left[\omega^\pi(s_t) \cdot \mathbb{E}^\pi[R_t | S_t = s_t] \right] \\ &= (1 - \gamma)^{-1} \mathbb{E}_{S_t \sim p_\infty(s)} \left[\sum_{z_t} \omega^\pi(S_t) \cdot c(z_t | S_t) \cdot \mathbb{E}[R_t | Z_t = z_t, S_t] \right]. \end{aligned} \quad (11)$$

Thus, an IS estimator can be constructed as below:

$$\hat{\eta}_{\text{IS}} = (1 - \gamma)^{-1} \frac{1}{\sum_i T_i} \sum_{i,t} \hat{\omega}^\pi(S_{i,t}) \cdot \hat{\rho}(Z_{i,t}, S_{i,t}) \cdot R_{i,t}, \quad (12)$$

where $\rho(Z_{i,t}, S_{i,t})$ is defined as

$$\rho(z_t, S_t) = \frac{c(z_t | S_t)}{p_z(z_t | S_t)}. \quad (13)$$

Notice that $\hat{\rho}$, $\hat{\omega}^\pi$ are estimators of ρ and ω^π , respectively. These estimators can be estimated from the observed data, as detailed in Section 5.5.

In Formula (12), the expression for IS estimator consists of two ratios: $\omega^\pi(S_{i,t})$ and $\rho(z_t, S_t)$. The first ratio, $\omega^\pi(S_{i,t})$, helps to break the curse of horizon in IS estimation. The second ratio $\rho(z_t, S_t)$ is a function of instrumental variable Z_t and is used to measure the difference between target policy π and behavior b . When $\pi = b$, we have $\rho(z_t, S_t) = 1$.

Finally, let's conclude this section by briefly discussing the drawbacks of DM and IS estimators. $\hat{\eta}_{\text{DM}}$ (or $\hat{\eta}_{\text{IS}}$) is a consistent estimator of η^π only when all of the models involved in its estimation process are correctly specified. In real settings, the DM estimator can be biased with relatively small variance, while the IS estimator can be highly unstable with small bias. While the variance issue in the IS estimator can be addressed using the marginal density ratio as described in Liu et al. (2018), a better alternative approach is to develop a doubly robust (DR) estimator that combines the strengths of both estimators.

A natural idea is to simply combine DM and IS together to obtain a doubly robust (DR) estimator. However, as we will show in the following subsection, the simple combination of DM and IS is not always the best way to minimize the asymptotic variance of the estimator.

5.3 Efficient Influence Function

In this section, we will derive the efficient influence function (EIF) for η^π and use it to derive our final DR estimator.

Theorem 2 (*Efficient Influence Function*)

The efficient influence function for $\eta^\pi = \mathbb{E}_{S_0 \sim p_0(s)}[V^\pi(S_0)]$ is given by

$$\begin{aligned} EIF_{\eta^\pi} = & (1 - \gamma)^{-1} \cdot \omega^\pi(S_t) \cdot \left[\rho(S_t, Z_t) \cdot \left\{ R_t + \gamma \cdot V^\pi(S_{t+1}) - \mathbb{E}[R_t + \gamma \cdot V^\pi(S_{t+1}) | Z_t, S_t] \right. \right. \\ & \left. \left. - (A_t - \mathbb{E}[A_t | Z_t, S_t]) \cdot \Delta(S_t) \right\} + \sum_{z_t} c(z_t | S_t) \cdot \mathbb{E}[R_t | z_t, S_t] \right] - \eta^\pi, \end{aligned} \tag{14}$$

where we define $\Delta(S_t)$ as the cumulative conditional Wald estimand (cumulative CWE):

$$\Delta(S_t) = \frac{\mathbb{E}[R_t + \gamma \cdot V^\pi(S_{t+1}) | Z_t = 1, S_t] - \mathbb{E}[R_t + \gamma \cdot V^\pi(S_{t+1}) | Z_t = 0, S_t]}{\mathbb{E}[A_t | Z_t = 1, S_t] - \mathbb{E}[A_t | Z_t = 0, S_t]}. \quad (15)$$

The proof details are provided in the Supplementary Material.

Remark 4. The original conditional Wald estimand (CWE) is a key tool for identifying the conditional average treatment effect in single stage settings. Our cumulative CWE, defined in (15), can be seen as a generalization of the original CWE to infinite-horizon MDPs. In this context, $\Delta(S_t)$ measures the long-term offline causal effect of executing policy π , as it is defined in terms of the expected long-term reward $Y_t = R_t + \gamma \cdot V^\pi(S_{t+1})$.

Remark 5. The EIF in Formula (14) is similar to the expressions derived in Wang and Tchetgen (2018) and Qiu et al. (2021) for single stage settings. The main difference is that in the context of infinite-horizon MDPs, we need to include an extra term, the marginal density ratio ω^π . Additionally, Wang and Tchetgen (2018) only measures the treatment effect, i.e. the difference in reward before and after policy exposure. In our expression, we substitute the ratio $\frac{2Z-1}{p_z(Z|X)}$ in their expression with $\rho(S_t, Z_t)$, which allows us to measure the reward under any arbitrary target policy π , rather than just the difference in reward between two policies.

5.4 Our Approach

Finally, let's propose our final DR estimator derived from the efficient influence function in the previous section. We define

$$\hat{\eta}_{\text{DR}} = \hat{\eta}_{\text{DM}}^\pi + (NT)^{-1} \sum_{i,t} \hat{\phi}(O_{i,t}), \quad (16)$$

where

$$\begin{aligned}
\phi(O_t) &= (1 - \gamma)^{-1} \cdot \omega^\pi(S_t) \cdot \rho(S_t, Z_t) \cdot \left\{ R_t + \gamma \cdot V^\pi(S_{t+1}) - \mathbb{E} [R_t + \gamma \cdot V^\pi(S_{t+1}) | Z_t, S_t] \right. \\
&\quad \left. - (A_t - \mathbb{E} [A_t | Z_t, S_t]) \cdot \Delta(S_t) \right\} \\
&= (1 - \gamma)^{-1} \cdot \omega^\pi(S_t) \cdot \rho(S_t, Z_t) \cdot \left\{ R_t + \gamma \cdot V^\pi(S_{t+1}) - \sum_{a_t} p_a(a_t | S_t, Z_t) \cdot Q^\pi(S_t, Z_t, a_t) \right. \\
&\quad \left. + (A_t - \mathbb{E} [A_t | Z_t, S_t]) \cdot \sum_{z_t, a_t} \frac{(-1)^{z_t}}{\delta^A(S_t)} \cdot p_a(a_t | S_t, z_t) \cdot Q^\pi(S_t, z_t, a_t) \right\},
\end{aligned} \tag{17}$$

and $\delta^A(S_t) := \mathbb{E} [A_t | Z_t = 1, S_t] - \mathbb{E} [A_t | Z_t = 0, S_t]$.

The expression of our final DR estimator in (16) is the summation of a naive estimator and some augmentation terms represented by $\phi(O)$. As previously mentioned, the first two lines of Equation (17) can be shown to be an infinite-horizon extension of the multiple robust estimator introduced in Wang and Tchetgen (2018).

It's worth noting that in Wang and Tchetgen (2018), the focus is on estimating the treatment effect, or the difference in expected reward between a target policy and a baseline policy (usually $A = 1$ versus $A = 0$). In contrast, our approach allows for the estimation of the expected reward for any given policy, without the need for a baseline comparison. While this difference may seem minor in a single-stage setting, it becomes an issue when considering triple robustness in multi-stage and infinite-horizon settings.

To be more specific, in a multi-stage or infinite horizon setting, not all of the terms in the first two lines of Equation (17) can be directly estimated using a single model. For example, the terms $\mathbb{E} [R_t + \gamma \cdot V^\pi(S_{t+1}) | Z_t, S_t]$ and $\Delta(S_t)$ require additional manipulation to be estimated. By reparameterizing, we can rewrite $\psi(O)$ as shown in the last two lines of Equation (17), which only requires the estimation of four models: p_z , p_a , ω^π , and Q^π . The remaining terms are simply functions of these models. Unfortunately, we cannot simplify

the model estimation complexity without some trade-off. While the second expression for $\psi(O)$ in Equation (17), or the last two lines, allows for the estimation of fewer models, it does not have a succinct reparameterization that preserves triple robustness, as shown in the single-stage case illustrated by Wang and Tchetgen (2018).

Our final estimator $\hat{\eta}_{\text{DR}}$, as shown in (16), enjoys double robustness property. If we assume p_a to be correctly specified, the expectation w.r.t. the second line of (17) is zero. Now let's consider two scenarios of model misspecification to explain the doubly robust property of our estimator.

Firstly, when both ω^π and p_z are misspecified, $\hat{\eta}_{\text{DM}}$ is still a consistent estimator of η^π since it only involves the estimation of p_a and Q^π . In this case, the augmentation terms in (17), regardless of the misspecified ratios outside of the curly bracket, can be proved to have zero expectation. Therefore, $\hat{\eta}_{\text{DR}}$ is equivalent to the direct estimator $\hat{\eta}_{\text{DM}}$.

Secondly, when Q^π is misspecified, the error introduced in estimating $\hat{\eta}_{\text{DM}}^\pi$ can be exactly cancelled out by some part of the augmentation terms. Specifically, it can be proved that

$$\mathbb{E}[\hat{\eta}_{\text{DM}}^\pi] + (1-\gamma)^{-1} \mathbb{E} \left[\omega^\pi(S_t) \cdot \frac{c(Z_t|S_t)}{p_z(Z_t|S_t)} \cdot \left\{ \gamma \cdot \hat{V}^\pi(S_{t+1}) - \sum_{a_t} p_a(a_t|Z_t, S_t) \cdot \hat{Q}^\pi(S_t, Z_t, a_t) \right\} \right] = 0.$$

Therefore, when Q^π is misspecified, the DR estimator becomes equivalent to

$$(NT)^{-1} \sum_{i,t} (1-\gamma)^{-1} \cdot \omega^\pi(S_{i,t}) \cdot \rho(S_{i,t}, Z_{i,t}) \cdot R_{i,t},$$

which exactly coincides with the expression of an MIS estimator.

Theorem 3 (*Double Robustness*)

Suppose that the function classes in estimating the nuisance parameters are bounded and belong to VC type classes (Van Der Vaart et al., 1996) with VC indices upper bounded by $v = O(N^k)$ for some $0 \leq k < 1/2$. Define two groups of models as below:

\mathcal{M}_1 : Models for $Q^\pi(s, z, a)$ are correctly specified.

\mathcal{M}_2 : Models for $p_z(z|s)$ and $\omega^\pi(s)$ are correctly specified.

Suppose $p_a(a|s, z)$ is correctly specified. Then as long as either \mathcal{M}_1 or \mathcal{M}_2 holds, $\hat{\eta}_{DR}$ is a consistent estimator of η^π .

Furthermore, when all of the models are correctly specified, and \hat{Q}^π , \hat{p}_a , \hat{p}_z and $\hat{\omega}^\pi$ converge in L_2 norm to their oracle values at a rate of $o(N^{-\alpha})$ with $\alpha \geq 1/4$, we have

$$\sqrt{N}(\hat{\eta}_{DR} - \eta^\pi) \xrightarrow{d} \mathcal{N}(0, \sigma_T^2),$$

where σ_T^2 is the semiparametric efficiency bound of η^π .

The proof of Theorem 3 is detailed in the Supplementary Material.

Remark 5. Since all of the trajectories are i.i.d., the expression in Equation (16) can be written as the average of n sample estimators, each of which is a function of a single trajectory. Therefore, by the Central Limit Theorem, we can use Theorem 3 to construct a Wald-type confidence interval (CI) for the DR estimator, which is given by

$$\left[\hat{\eta}_{DR} \pm z_{\alpha/2} \frac{\hat{\sigma}_T}{\sqrt{n}} \right],$$

where the explicit expression for $\hat{\sigma}_T$ is a sampling variance estimator of σ_T , and

$$\sigma_T^2 = \text{Var} \left\{ \sum_{s_0, z, a} c(z|s_0) \cdot p_a(a|z, s_0) \cdot Q^\pi(s_0, z, a) \cdot \nu(s_0) + \frac{1}{T} \sum_{t=1}^T \phi(O_t) \right\}. \quad (18)$$

Notice that when $T \rightarrow \infty$, the variance of the augmentation term will vanish to zero. The semiparametric efficiency bound, in this infinite-horizon case, is equivalent to the variance of a direct estimator.

5.5 Estimation Details

In this section, we will summarize the estimation procedures for the models mentioned in previous sections. We will first briefly summarize the estimation of some functions that can be easily modeled, and then discuss the estimation of Q^π , V^π and ω^π in the following two subsections.

Estimating p_z , p_a , and p_r can be treated as standard regression or classification problems, depending on the type of covariates. Any appropriate supervised learning methodology satisfying the convergence rate detailed in Theorem 3 can be used to estimate these models. Additionally, since $\rho(s_t, z_t)$, $c(z_t|s_t)$, and $\delta^A(s_t)$ are all functions of p_z , p_a , p_r and π , we can first estimate these pdfs/pmfs and then use the resulting estimators to construct plug-in estimators for ρ , c , and $\delta^A(s_t)$.

5.5.1 The estimation of Q^π and V^π

Consider the estimation of $Q^\pi(s, z, a)$ and $V^\pi(s)$. According to Formula (8), we can derive the Bellman equation under this confounded MDP as

$$\mathbb{E}\left\{R_t + \gamma \sum_{z,a} c(z|S_{t+1}) \cdot p_a(a|z, S_{t+1}) \cdot Q^\pi(S_{t+1}, z, a) \middle| S_t, Z_t, A_t\right\} = Q^\pi(S_t, Z_t, A_t). \quad (19)$$

Motivated by Le et al. (2019), we employ fitted-Q evaluation method to iteratively solve the Q function until convergence. Specifically, at the l th step, we update Q^{l+1} by

$$Q^{\pi, l+1} = \arg \min_{Q^\pi \in \mathcal{Q}} \sum_{i,t} \left\{ R_{i,t} + \gamma \widehat{V}^{\pi, l}(S_{i,t+1}) - Q^\pi(S_{i,t}, Z_{i,t}, A_{i,t}) \right\}^2, \quad (20)$$

where \mathcal{Q} denotes some function class, and $\widehat{V}^{\pi, l}(S_{t+1}) = \sum_{z,a} \widehat{c}(z|S_{t+1}) \widehat{p}_a(a|z, S_{t+1}) \widehat{Q}^{\pi, l}(S_{t+1}, z, a)$ is the value function calculated from the Q function at the previous step. The algorithm terminates when the maximum number of iterations is reached or a convergence criterion

is met. We use the Q function and value function from the final iteration as our estimates of Q^π and V^π .

5.5.2 The estimation of ω^π

Finally, let's consider the estimation of $\omega^\pi(s)$. Define

$$L(\omega, f) = \gamma \cdot \mathbb{E}_{(s,a,s') \sim p_t^\pi} [\Delta(\omega; s, a, s') \cdot f(s')] + (1 - \gamma) \cdot \mathbb{E}_{s_0 \sim \nu_0(s)} [(1 - \omega(s)) \cdot f(s)],$$

where s' to denote the next state variable, $\Delta(\omega; s, a, s') = \omega(s) \cdot \rho(s, z) - \omega(s')$, and $\rho(s, z)$ is defined in Equation (13). In the confounded MDP model setup, the expression for $L(\omega, f)$ can be further derived as

$$L(\omega, f) = -\mathbb{E}\omega(S_{i,t}) \left\{ f(S_{i,t}) - \gamma \cdot \rho(S_{i,t}, Z_{i,t}) \cdot f(S_{i,t+1}) \right\} + (1 - \gamma) \sum_s f(s) \nu(s). \quad (21)$$

According to Theorem 4 in Liu et al. (2018), $\omega^\pi(s)$ is the solution to $L(\omega, f) = 0$ for any discriminator function f . Therefore, ω^π can be learned by solving the mini-max problem for the quadratic form of the loss function $L(\omega, f)$. Specifically, we aim to solve

$$\arg \min_{\omega \in \Omega} \sup_{f \in \mathcal{F}} L^2(\omega, f)$$

for some function class Ω and \mathcal{F} .

For simplicity, we consider linear bases for Ω and \mathcal{F} . That is, we represent ω^π and f as a linear combination of some features ξ , denoted by $\omega^\pi(s) = \xi^T(s)\beta$. By Formula (21), β is the solution to the following equation:

$$\mathbb{E} \left[\beta^T \xi(S_{i,t}) \left\{ \xi(S_{i,t}) - \gamma \cdot \rho(S_{i,t}, Z_{i,t}) \cdot \xi(S_{i,t+1}) \right\} \right] = (1 - \gamma) \sum_s \xi(s) \nu(s).$$

Equivalently, we can estimate β by

$$\hat{\beta} = \left[\frac{1}{NT} \sum_{i=1}^N \sum_{t=0}^{T-1} \xi(S_{i,t}) \left\{ \xi^T(S_{i,t}) - \gamma \cdot \hat{\rho}(S_{i,t}, Z_{i,t}) \cdot \xi^T(S_{i,t+1}) \right\} \right]^{-1} \times (1 - \gamma) \sum_s \xi(s) \nu(s).$$

After getting $\hat{\beta}$, the final estimator for ω^π is given by $\hat{\omega}^\pi = \xi^T(s) \cdot \hat{\beta}$.

6 Relaxation of the Markov Assumption

Our proposal relies on the conditional independence assumption imposed in Assumption 2. To be more specific, it is required that the latent confounder U_t to be independent to all of the historical data given the current state covariates S_t . However, this assumption is very likely to be violated in real datasets. In this section, we will discuss potential relaxations of Assumption 3, and propose potential solutions for these more general model setups.

6.1 High-order Memoryless Assumption

The first way to relax Assumption 2 is through the use of “high-order memoryless assumption.” Instead of requiring that $U_t \perp \{S_j, Z_j, A_j\}_{0 \leq j \leq t-1} | S_t$, we assume that the unmeasured confounder at stage t is conditionally independent of the historical data before stage $t - k$, given all information thereafter. That is, we say that the data has k th order memoryless if $U_t \perp \{S_j, Z_j, A_j\}_{0 \leq j \leq t-k} | (\{S_l, Z_l, A_l\}_{t-k+1 \leq l \leq t-1} \cup S_t)$ holds for any $t \in \{0, \dots, T\}$. When $k = 1$, this assumption reduces to Assumption 2. However, when $k \geq 2$, the high-order memoryless assumption allows U_t to be conditionally dependent on latent confounders up to k stages in the past. To address this issue, we define a new state variable $S_t^* = \{S_l, Z_l, A_l\}_{t-k+1 \leq l \leq t-1} \cup S_t$ such that the latent confounder still satisfies the conditional independence assumption with respect to this newly defined S_t^* . As a result, the identification and estimation results from previous sections can still be used to estimate η^π .

6.2 Partially Observable MDP

To further relax high-order memoryless assumption, we can consider this problem in the context of partially observable MDP (POMDP), where the latent confounder U_t is allowed

to depend on any historical state. Under this more general model setup, the original identification result in Theorem 1 no longer holds. However, a similar strategy to the proof of Theorem 1 can be used to show identifiability in this general model. Specifically, the aggregated value function can be derived as

$$\eta^\pi = \sum_{s_0} \sum_{t=0}^{\infty} \gamma^t \mathbb{E}^\pi [R_t | S_0 = s_0] \nu(s_0) = \sum_{s_0} \sum_{t=0}^{\infty} \gamma^t \mathbb{E}^\pi [\mathbb{E}^\pi [R_t | H_t] | S_0 = s_0] \nu(s_0).$$

By executing policy π on H_t , $\mathbb{E}^\pi [R_t | H_t]$ can be identified from the observed data through the effect of $c(z_t | h_t)$. That is,

$$\mathbb{E}^\pi [R_t | H_t] = r_t \sum_{s_{t+1}, r_t, a_t, z_t} p_{s,r}(s_{t+1}, r_t | a_t, z_t, H_t) p_a(a_t | z_t, H_t) c(z_t | H_t).$$

By incorporating the identification result above into the definition of η^π and repeating this procedure until $t = 1$, we can obtain the identification result for η^π under POMDP as below:

$$\eta^\pi = \sum_{s_0} \nu(s_0) \left[\sum_{t=0}^{\infty} \sum_{\{z_j, a_j, r_j, s_{j+1}\}_{0 \leq j \leq t}} \gamma^t r_t \left\{ \prod_{j=0}^t \sum_{s_{t+1}, r_t, a_t, z_t} p_{s,r}(s_{j+1}, r_j | a_j, z_j, h_j) p_a(a_j | z_j, h_j) c(z_j | h_j) \right\} \right].$$

Notice that this identification result is very similar to the result in Theorem 1. The main difference lies in the conditional distribution, where we changed s_j to h_j due to the violation of conditional independence assumption. When Assumption 2 holds, all historical data before stage t can be omitted, resulting in the same identification result as in Theorem 1.

Next, let's consider the estimation procedure under POMDP. We start from a history-dependent Q function where

$$Q_t^\pi(h, z, a) = \sum_{k \geq t} \gamma^{k-t} \mathbb{E}[R_k | H_k = h, Z_k = z, A_k = a].$$

Similarly, the relationship between Q function and value function is given by

$$V_t^\pi(h) = \sum_{z,a} p_a(a|z, h) \cdot c(z|h) \cdot Q_t^\pi(h, z, a).$$

Therefore, a similar direct estimator for η^π can be obtained as

$$\hat{\eta}_{\text{DM}} = \sum_{s,z,a} \hat{c}(z|s) \cdot \hat{p}_a(a|z, a) \cdot \hat{Q}_0^\pi(s, z, a) \cdot \hat{\nu}(s),$$

where \hat{p}_a and \hat{Q}_0^π and $\hat{\nu}$ can be estimated by fitting the classification/regression models based on $\{(S_{i,0}, Z_{i,0}), A_{i,0}\}$ and $\{(S_{i,0}, Z_{i,0}, A_{i,0}), R_{i,0}\}$, respectively, and $\hat{c}(z|s)$ is also estimated thereafter.

Next, let's derive the MIS and DR estimator when Assumption 2 is completely violated. By the change of measure theorem, the aggregated value function can be equivalently written as

$$\eta^\pi = (1 - \gamma)^{-1} \mathbb{E}_{S_t \sim p_\infty} \left[\sum_{z_t} \omega^\pi(H_t) \cdot c(z_t|H_t) \cdot \mathbb{E}[R_t|Z_t = z_t, H_t] \right].$$

Therefore, an MIS estimator can be derived as

$$\hat{\eta}_{\text{IS}} = (1 - \gamma)^{-1} \frac{1}{\sum_i T_i} \sum_{i,t} \hat{\omega}^\pi(H_t) \cdot \hat{\rho}(Z_{i,t}|H_{i,t}) \cdot R_{i,t}, \quad \text{where } \rho(z_t, h_t) = \frac{c(z_t|h_t)}{p_z(z_t|h_t)}.$$

Notice that the explicit expression for $\hat{\eta}_{\text{IS}}$ requires the estimation of $\hat{\omega}^\pi(H_t)$ and $\hat{\rho}(Z_{i,t}|H_{i,t})$, which depends on all of the historical data H_t . This can make it challenging to handle as the number of stages increases. Due to the instability and complexity of sampling ratio estimation, we do not recommend the use of the MIS estimator and doubly robust estimator. In the most general case when the latent confounders U_t can depend on any historical data, we suggest using the direct estimator as a consistent estimate for η^π due to its ease of implementation.

7 Simulation Studies

In this section, we will evaluate the performance of our IV-based estimator on synthetic data. We will first use a toy example to demonstrate the double robustness of our estimator, and then conduct detailed comparisons between our estimator and other state-of-the-art methods for OPE estimation under confounded MDPs.

7.1 Data Generating Process

We first detail the data generating process used in simulation studies. For the sake of computational cost, we let $T = 100$ and the number of data trajectories $N = \{100, 200, \dots, 1000\}$. The initial state distribution is generated by a Bernoulli distribution with $p = 0.5$, i.e. $S_0 \sim \text{Ber}(1, p)$. We define the unmeasured confounder at each stage as U_t as another Bernoulli random variable with $p = 0.5$. The instrumental variable Z_t , action A_t , reward R_t and next state S_{t+1} all follow Bernoulli distributions with the corresponding success rates $\mathbb{P}(Z_t = 1) = \text{sigmoid}(S_t + \delta_t - 2)$ with $\mathbb{P}(\delta_t = 0.25) = \mathbb{P}(\delta_t = 0) = 0.5$, $\mathbb{P}(A_t = 1) = \text{sigmoid}(S_t + 2Z_t + 0.5U_t - 2)$, and $\mathbb{P}(R_t = 10) = \mathbb{P}(S_{t+1} = 1) = \text{sigmoid}(S_t + A_t + U_t - 2)$. In this simulation, we set $U'_t = 0$ for simplicity, which avoids the confounding between Z_t and A_t . However, the confounder between A_t and (R_t, S_{t+1}) does exist, which is given by U_t .

In order to evaluate the doubly robust property of our estimator, we use Monte Carlo method to approximate the true models for all functions, and then deliberately introduce shifts that can lead to model misspecification. Specifically, to misspecify ω^π , we let $\omega_{\text{shifted}}^\pi(s_0 = 1) = \omega_{\text{true}}^\pi(s_0 = 1)/2$, and $\omega_{\text{shifted}}^\pi(s_0 = 0) = 2\omega_{\text{true}}^\pi(s_0 = 0)$. To misspecify p_z , we define a shift parameter $\alpha \in [0, 1]$, and denote $p_{z, \text{shifted}}(z = 1|s) = \alpha \cdot p_{z, \text{true}}(z = 1|s) + (1 - \alpha) \cdot p_{z, \text{true}}(z = 0|s)$. To misspecify the Q function Q^π , we define another shift

parameter $\beta \in \mathbb{R}$, and let $Q_{\text{shifted}}^\pi(s, z, a) = Q_{\text{true}}^\pi(s, z, a) + \beta(s, z, a)$. In the following simulation results, we fix $\alpha = 0.55$, and set $\beta(s, z, a) \sim \mathcal{N}(5, 4)$.

7.2 Double Robustness

In this section, we justify the double robustness property of our estimator discussed in Section 5.

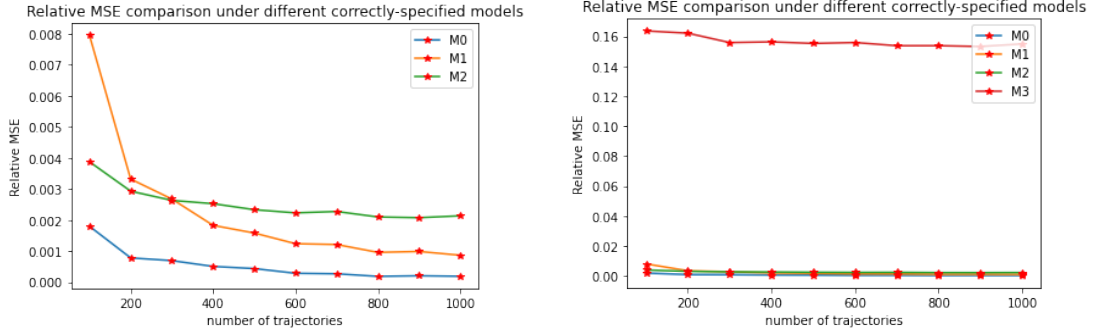


Figure 2: The MSE under different model misspecifications.

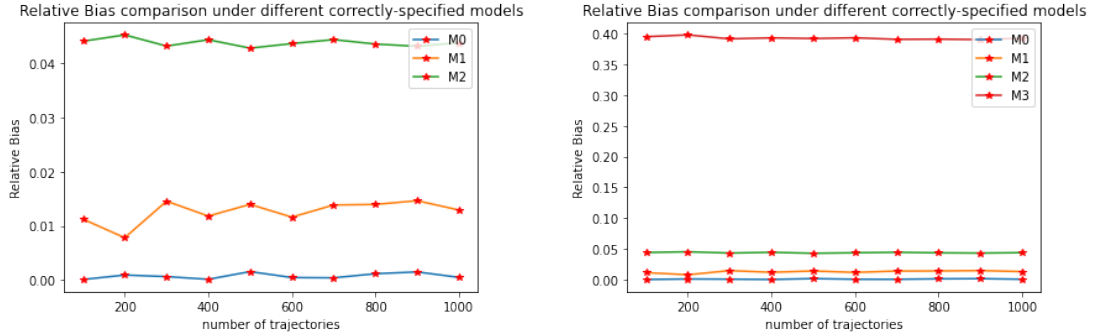


Figure 3: The bias under different model misspecifications.

M_0 , M_1 , M_2 and M_3 denote different model misspecifications. In M_0 , all of the models

are correctly specified; in M_1 , only p_a and Q^π are correctly specified, i.e. ω^π and p_z are misspecified; in M_2 , only p_a , ω^π and p_z are correctly specified, i.e. Q^π is misspecified; and in M_3 , ω^π , p_z and Q^π are all misspecified. Specifically, ω^π and p_z are shifted from their true values in M_1 , and Q^π is shifted from its true value in M_2 . The shifting procedure rigorously follows our introduction in Section 7.1.

As shown in Figure 2 and Figure 3, the left figures are zoomed-in representations of the right figures for M_0 , M_1 , and M_2 . The comparison of MSE and bias in these figures demonstrates that the performance of M_3 is significantly worse than that of M_0 , M_1 , and M_2 , supporting the consistency of our estimator when at least one group of the models in Theorem 3 is correctly specified.

As the number of trajectories increases, the MSEs for M_0 , M_1 , and M_2 decrease towards zero. When all models are correctly specified, M_3 yields the lowest MSE, demonstrating the efficiency (Theorem 2) of our approach.

7.3 Comparison with other approaches

In this section, we compare our IVMDP estimator with several baseline methods that do not involve the utilization of IVs. The observed data consists of $N = 1000$ trajectories, each with $T = 100$ stages. We consider a two-dimensional state variable $S_t = (S_{t,1}, S_{t,2})$, where $t \in \{0, \dots, T\}$. The initial state distribution $S_0 \sim \mathcal{N}(\mathbf{0}_2, I_2)$, and the unmeasured confounders U_t follows a bernoulli distribution with $\mathbb{P}(U_t = -0.5) = \mathbb{P}(U_t = 0.5) = 0.5$. The instrumental variable Z_t also follows a bernoulli distribution with another success rate $\mathbb{P}(Z_t = 1) = \text{expit}\{S_{t,1} + S_{t,2}\}$. The behaviour policy that generates the underlying actions at each stage is given by a Bernoulli distribution with $\mathbb{P}(A_t = 1) = \text{expit}\{S_{t,1} + S_{t,2} + 2Z_t + U_t\}$. Moreover, the reward distribution follows $R_t = S_{t,1} + S_{t,2} + 2A_t + 5U_t$, and the next state distribution is $S_{t+1,1} = S_{t1} + U_t + A_t - 0.5$, $S_{t+1,2} = S_{t1} - U_t - A_t + 0.5$.

Under this setup, we compare our doubly robust IVMDP estimator with three baseline approaches that do not impose the assumption of no unmeasured confounders (NUC). The first method is a direct estimator (NUC-DM), which is represented by the yellow dashed line in Figure 4. When NUC assumption holds, we can use classical fitted Q evaluation to directly solve the Q function. As such, the NUC-DM estimator is given by $\hat{\eta}_{\text{DM}}^\pi = \sum_{a,s_0} \pi(a|s_0) \cdot \hat{Q}^\pi(s_0, a) \cdot \nu(s_0)$.

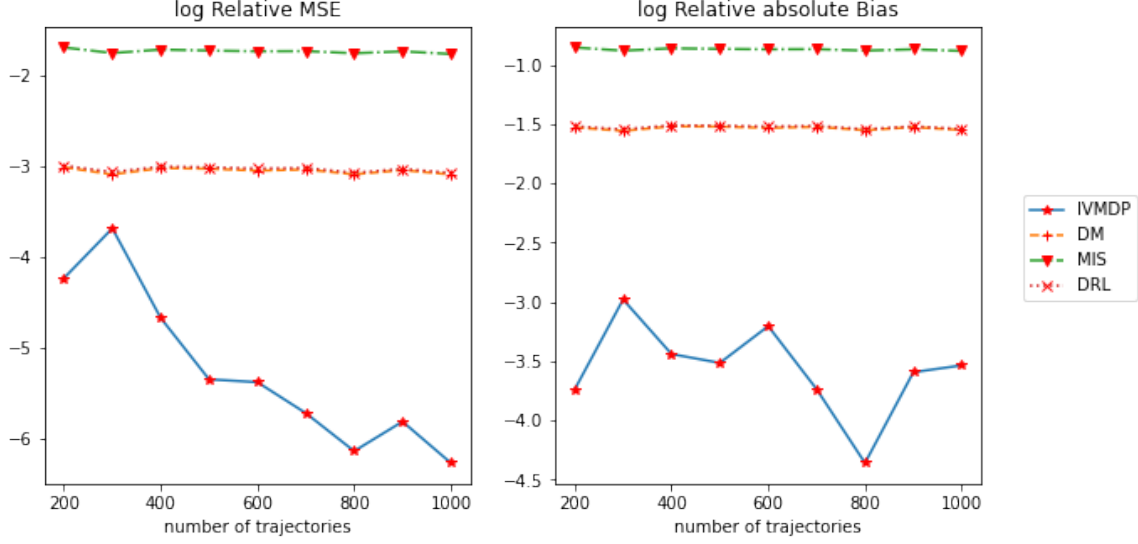


Figure 4: logarithmic MSE (left panel) and logarithmic absolute bias (right panel) as the sample size increases. To get a better understanding of the relative difference between estimated value and true value, we calculate the related MSE and bias via dividing the original MSE by $(\eta^\pi)^2$, and dividing the original bias by η^π .

The second estimator is an MIS estimator, which is represented by the green dash-dotted line in Figure 4. According to Liu et al. (2018), we can calculate the NUC-MIS estimator by $\hat{\eta}_{\text{MIS}}^\pi = (1 - \gamma)^{-1} \frac{1}{\sum_i T_i} \sum_{i,t} \hat{\omega}^\pi(S_{i,t}) \cdot \hat{\beta}_{\pi/\pi_0}(a, s) \cdot R_{i,t}$, where $\beta_{\pi/\pi_0}(a, s) = \pi(a|s)/\pi_0(a|s)$

and $\hat{\omega}^\pi(S_t)$ can be estimated from the method provided in the original paper.

The third estimator is called the double reinforcement learning estimator (DRL), which is represented by the red dotted line in Figure 4. DRL combines the NUC-DM and NUC-MIS estimators to provide a more robust estimator when the NUC assumption holds (Kallus and Uehara, 2022). To ensure a fair comparison, we also incorporate the instrumental variable into S_t for the three baseline approaches.

The detailed comparison results are shown in Figure 4. In this figure, DM and DRL coincide with each other due to the similarity of their performances. Our approach, IVMDP, always yields the smallest MSE and absolute bias. As the number of trajectories increases, the MSE of IVMDP decreases towards zero, while the other baseline approaches are biased and have relatively larger MSEs.

8 Real Data Analysis

In this section, we apply our method to a real dataset from a world-leading technological company. The company conducts advertising campaigns to acquire users via digital advertising for their mobile application (App) products. The advertisements are delivered through multiple media channels, such as search, display, social, mobile and video, provided by ads exchange or mobile application stores. During the campaign, an individual user is typically exposed to multiple advertisement impressions delivered through multiple advertising channels. To improve the return on investment (ROI) of advertising, we need to understand the contribution of each ad exposure in driving users to download the app, and accurately evaluate the long-term effects of different ads exposure policies.

The dataset is collected in a randomized advertising campaign, where the company randomly decide whether to bid with other firms to display the ad to the target audience, i.e.

$p(Z_t = 1) = 0.5$. The state variable S_t contains features like number of historical requests of the target audience from different media channels, and activities from the company's other Apps of which the target audience is already a user.

Due to data proprietary considerations, we generated synthetic data without explicitly specifying the functional form of the unmeasured confounders in order to mimic a real-world dataset. To do so, we first fit an MDP model with this dataset. Specifically, the conditional distribution of reward R_t given S_t, Z_t, A_t is modeled by a logistic regression, i.e. $\hat{p}_r(R_t = 1|S_t, Z_t, A_t) = \sigma((1, S_t^T, Z_t, A_t)^T \beta_r)$ where $\sigma(x) = \frac{1}{1+\exp(-x)}$ is the sigmoid function. Similarly, we estimate $\mathbb{E}(S_{t+1}|S_t, Z_t, A_t)$ by fitting a multivariate linear model $T(S_t, Z_t, A_t)$ with response $\{S_{i,t+1}\}$ and covariates $\{(S_{i,t}, Z_{i,t}, A_{i,t})\}$. Then, the transition model of $S_{t+1}|S_t, Z_t, A_t$ is characterized by $N(T(S_t, Z_t, A_t), \text{diag}\{\sigma_1^2, \dots, \sigma_6^2\})$ where $\sigma_i^2 (i = 1, \dots, 6)$ are estimated by the residual of the linear model for S_i . For the transition from S_t, Z_t to A_t , we model it with a logistic regression, which is denoted as $\hat{p}_a(A_t = 1|S_t, Z_t) = \sigma((1, S_t^T, Z_t)^T \beta_a)$. Finally, since Z_t is independent to S_t , we simply model it by a binomial random variable with probability p in which p is estimated by empirical frequency.

Next, we depict the procedure for computing the true policy value of target policy: $\pi(A = 1|S_t) = \sigma((1, S_t^T, \mathbb{E}(Z_t))^T \beta)$. According to Theorem 1, we have

$$\begin{aligned} \eta^\pi &= \sum_{s_0} \nu(s_0) \sum_{t=0}^T \sum_{\{z_j, a_j, r_j, s_{j+1}\}_{j=0}^t} \gamma^t r_t \cdot \left\{ \prod_{j=0}^t p_{r,s}(r_j, s_{j+1}|a_j, z_j, s_j) \cdot p_a(a_j|z_j, s_j) \cdot c(z_j|s_j) \right\} \\ &= \sum_{s_0} \nu(s_0) \sum_{t=0}^T \sum_{\{z_j, a_j, r_j, s_{j+1}\}_{j=0}^t} \gamma^t r_t \prod_{j=0}^t \frac{c(z_j|s_j)}{p_z(z_j|s_j)} \cdot \left\{ \prod_{j=0}^t p_{r,s}(r_j, s_{j+1}|a_j, z_j, s_j) \cdot p_a(a_j|z_j, s_j) \cdot p_z(z_j|s_j) \right\}. \end{aligned}$$

Motivated by the above equation, we can use Monte Carlo method to estimate η^π . More precisely, we draw N' trajectories with length T from the fitted MDP, and thus, attain the

transition tuple $\{S_{i,t}, Z_{i,t}, A_{i,t}, R_{i,t}\}_{i=1, t=1}^{N', T}$; then we can compute

$$\eta_{\text{MC}} = \frac{1}{N'} \sum_{i=1}^{N'} \sum_{t=j}^T R_{i,t} \prod_{j=0}^t \frac{c(Z_{i,j}|Z_{i,j})}{p_z(Z_{i,j}|S_{i,j})}$$

that can be treated as the estimator for η^π . To guarantee the accuracy of η_{MC} , we set $N' = 10^8$ to overcome the large variance of $\prod_{j=0}^t \frac{c(Z_{i,j}|S_{i,j})}{p_z(Z_{i,j}|S_{i,j})}$.

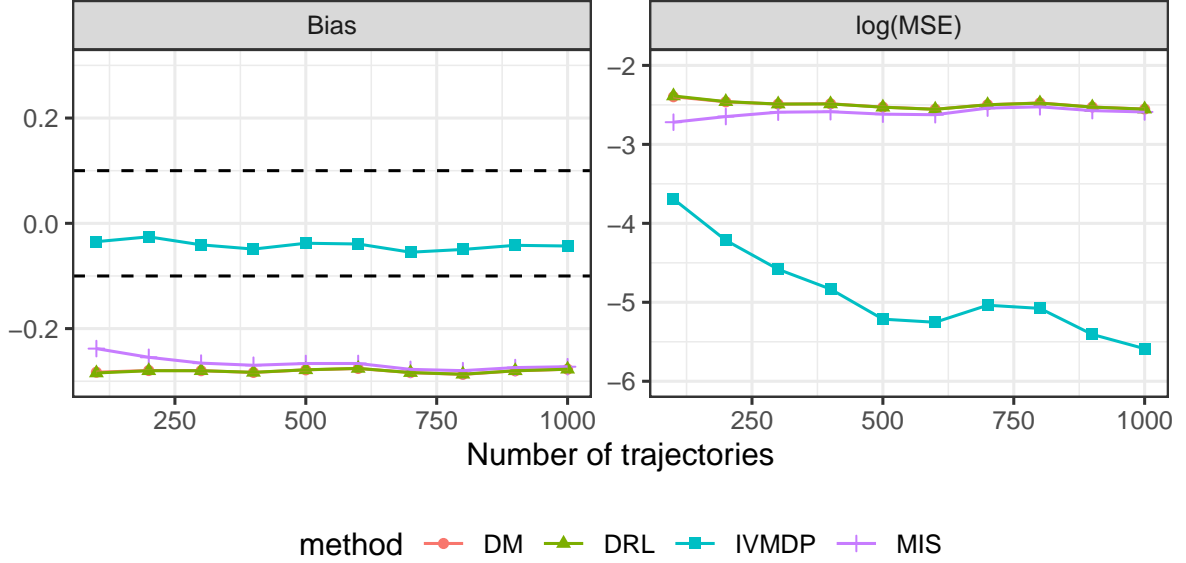


Figure 5: Bias (left panel) and logarithmic MSE (right panel) and as the sample size increases. The two dashed lines in the left panel are positive/negative two-times standard errors of η_{MC} .

The numerical results are demonstrated in Figure 5. First, as we can see from the left panel of Figure 5, the IVMDP method has the least bias, which falls within the 95% confidence interval. In contrast, the other methods significantly underestimate the true value. This demonstrates that our estimator is able to effectively handle unmeasured

confounding factors, while the other estimators may be biased.

Next, the right panel of Figure 5 shows that the $\log(\text{MSE})$ decreases as the number of trajectories increases. More importantly, the $\log(\text{MSE})$ for the IVMDP method is consistently lower than that of the other methods, numerically indicating that it is a semi-parametric efficient estimator. The $\log(\text{MSE})$ for the other methods, on the other hand, has a large magnitude and does not decrease as more trajectories are added.

9 Future Work

In this paper, we presented a systematic approach for using instrumental variables to perform off-policy evaluation in infinite-horizon confounded MDPs. To the best of our knowledge, this is the first work to derive the efficient influence function of the value function in an IV-based confounded MDP. Our numerical results in simulation and real data analysis both demonstrate the effectiveness of our method.

There are several potential avenues for future work that could build on the advances presented in this paper. One possibility is to extend the framework to handle discrete or continuous action spaces, as has been done in previous work such as (Heckman et al., 2008; Cai et al., 2020). Another option is to further relax the Markov assumptions in our framework in the context of partially observable MDPs (POMDPs). We plan to incorporate the strategy described in Uehara et al. (2022) into our framework and develop a more general IV-based approach for POMDPs.

References

- Abadie, A. (2003). Semiparametric instrumental variable estimation of treatment response models. *Journal of econometrics* 113(2), 231–263.
- Abadie, A. and M. D. Cattaneo (2018). Econometric methods for program evaluation. *Annual Review of Economics* 10(1).
- Angrist, J. and G. Imbens (1995). Identification and estimation of local average treatment effects.
- Aronow, P. M. and A. Carnegie (2013). Beyond late: Estimation of the average treatment effect with an instrumental variable. *Political Analysis* 21(4), 492–506.
- Bennett, A. and N. Kallus (2021). Proximal reinforcement learning: Efficient off-policy evaluation in partially observed markov decision processes. *arXiv preprint arXiv:2110.15332*.
- Bennett, A., N. Kallus, L. Li, and A. Mousavi (2021). Off-policy evaluation in infinite-horizon reinforcement learning with latent confounders. In *International Conference on Artificial Intelligence and Statistics*, pp. 1999–2007. PMLR.
- Cai, H., C. Shi, R. Song, and W. Lu (2020). Deep jump q-evaluation for offline policy evaluation in continuous action space. *arXiv preprint arXiv:2010.15963*.
- Chernozhukov, V., D. Chetverikov, and K. Kato (2014). Gaussian approximation of suprema of empirical processes. *The Annals of Statistics* 42(4), 1564–1597.
- Didelez, V. and N. Sheehan (2007). Mendelian randomization as an instrumental variable approach to causal inference. *Statistical methods in medical research* 16(4), 309–330.

- Dudík, M., D. Erhan, J. Langford, and L. Li (2014). Doubly robust policy evaluation and optimization. *Statistical Science* 29(4), 485–511.
- Dudík, M., J. Langford, and L. Li (2011). Doubly robust policy evaluation and learning. *arXiv preprint arXiv:1103.4601*.
- Frost, P. A. (1979). Proxy variables and specification bias. *The review of economics and Statistics*, 323–325.
- Fu, Z., Z. Qi, Z. Wang, Z. Yang, Y. Xu, and M. R. Kosorok (2022). Offline reinforcement learning with instrumental variables in confounded markov decision processes. *arXiv preprint arXiv:2209.08666*.
- Hallak, A. and S. Mannor (2017). Consistent on-line off-policy evaluation. In *International Conference on Machine Learning*, pp. 1372–1383. PMLR.
- Heckman, J. J., S. Urzua, and E. Vytlacil (2008). Instrumental variables in models with multiple outcomes: The general unordered case. *Annales d’Economie et de Statistique*, 151–174.
- Jiang, N. and L. Li (2016). Doubly robust off-policy value evaluation for reinforcement learning. In *International Conference on Machine Learning*, pp. 652–661. PMLR.
- Kallus, N. and M. Uehara (2022). Efficiently breaking the curse of horizon in off-policy evaluation with double reinforcement learning. *Operations Research*.
- Kiyohara, H., Y. Saito, T. Matsuhira, Y. Narita, N. Shimizu, and Y. Yamamoto (2022). Doubly robust off-policy evaluation for ranking policies under the cascade behavior model. In *Proceedings of the Fifteenth ACM International Conference on Web Search and Data Mining*, pp. 487–497.

- Kosorok, M. R. and E. B. Laber (2019). Precision medicine. *Annual review of statistics and its application* 6, 263.
- Lagoudakis, M. G. and R. Parr (2003). Least-squares policy iteration. *The Journal of Machine Learning Research* 4, 1107–1149.
- Le, H., C. Voloshin, and Y. Yue (2019). Batch policy learning under constraints. In *International Conference on Machine Learning*, pp. 3703–3712. PMLR.
- Li, L., W. Chu, J. Langford, and R. E. Schapire (2010). A contextual-bandit approach to personalized news article recommendation. In *Proceedings of the 19th international conference on World wide web*, pp. 661–670.
- Liu, Q., L. Li, Z. Tang, and D. Zhou (2018). Breaking the curse of horizon: Infinite-horizon off-policy estimation. *Advances in Neural Information Processing Systems* 31.
- Louizos, C., U. Shalit, J. M. Mooij, D. Sontag, R. Zemel, and M. Welling (2017). Causal effect inference with deep latent-variable models. *Advances in neural information processing systems* 30.
- Miao, R., Z. Qi, and X. Zhang (2022). Off-policy evaluation for episodic partially observable markov decision processes under non-parametric models. *arXiv preprint arXiv:2209.10064*.
- Munos, R. and C. Szepesvári (2008). Finite-time bounds for fitted value iteration. *Journal of Machine Learning Research* 9(5).
- Ogburn, E. L., A. Rotnitzky, and J. M. Robins (2015). Doubly robust estimation of the local average treatment effect curve. *Journal of the Royal Statistical Society: Series B (Statistical Methodology)* 77(2), 373–396.

- Qiu, H., M. Carone, E. Sadikova, M. Petukhova, R. C. Kessler, and A. Luedtke (2021). Optimal individualized decision rules using instrumental variable methods. *Journal of the American Statistical Association* 116(533), 174–191.
- Quillen, D., E. Jang, O. Nachum, C. Finn, J. Ibarz, and S. Levine (2018). Deep reinforcement learning for vision-based robotic grasping: A simulated comparative evaluation of off-policy methods. In *2018 IEEE International Conference on Robotics and Automation (ICRA)*, pp. 6284–6291. IEEE.
- Shi, C., M. Uehara, J. Huang, and N. Jiang (2022). A minimax learning approach to off-policy evaluation in confounded partially observable markov decision processes. In *International Conference on Machine Learning*, pp. 20057–20094. PMLR.
- Shi, C., J. Zhu, S. Ye, S. Luo, H. Zhu, and R. Song (2022). Off-policy confidence interval estimation with confounded markov decision process. *Journal of the American Statistical Association* (just-accepted), 1–30.
- Tchetgen, E. J. and S. Vansteelandt (2013). Alternative identification and inference for the effect of treatment on the treated with an instrumental variable.
- Tennenholtz, G., U. Shalit, and S. Mannor (2020). Off-policy evaluation in partially observable environments. In *Proceedings of the AAAI Conference on Artificial Intelligence*, Volume 34, pp. 10276–10283.
- Thomas, P. and E. Brunskill (2016). Data-efficient off-policy policy evaluation for reinforcement learning. In *International Conference on Machine Learning*, pp. 2139–2148. PMLR.

- Tsiatis, A. A., M. Davidian, S. T. Holloway, and E. B. Laber (2019). *Dynamic treatment regimes: Statistical methods for precision medicine*. Chapman and Hall/CRC.
- Uehara, M., J. Huang, and N. Jiang (2020). Minimax weight and q-function learning for off-policy evaluation. In *International Conference on Machine Learning*, pp. 9659–9668. PMLR.
- Uehara, M., H. Kiyohara, A. Bennett, V. Chernozhukov, N. Jiang, N. Kallus, C. Shi, and W. Sun (2022). Future-dependent value-based off-policy evaluation in pomdps. *arXiv preprint arXiv:2207.13081*.
- Van Der Vaart, A. W., A. van der Vaart, A. W. van der Vaart, and J. Wellner (1996). *Weak convergence and empirical processes: with applications to statistics*. Springer Science & Business Media.
- Wang, L. and E. Tchetgen (2018). Bounded, efficient and multiply robust estimation of average treatment effects using instrumental variables. *Journal of the Royal Statistical Society: Series B (Statistical Methodology)* 80(3), 531–550.
- Wang, L., Z. Yang, and Z. Wang (2021). Provably efficient causal reinforcement learning with confounded observational data. *Advances in Neural Information Processing Systems* 34, 21164–21175.
- Wickens, M. R. (1972). A note on the use of proxy variables. *Econometrica: Journal of the Econometric Society*, 759–761.
- Zhang, B., A. A. Tsiatis, E. B. Laber, and M. Davidian (2013). Robust estimation of optimal dynamic treatment regimes for sequential treatment decisions. *Biometrika* 100(3), 681–694.

Zhang, J. and E. Bareinboim (2016). Markov decision processes with unobserved confounders: A causal approach. Technical report, Technical report, Technical Report R-23, Purdue AI Lab.

Zhang, R., B. Dai, L. Li, and D. Schuurmans (2020). Gendice: Generalized offline estimation of stationary values. *arXiv preprint arXiv:2002.09072*.

SUPPLEMENTARY MATERIAL

A Proof of Theorem 1

Theorem 1 states the identifiability of the value function, i.e. $V^\pi(s_0)$ can be entirely estimated from the observed data.

Since the value function is defined as $V^\pi(s_0) = \sum_{t=0}^{\infty} \gamma^t \mathbb{E}^\pi [R_t | S_0 = s_0]$, it suffice to identify $\mathbb{E}^\pi [R_t | S_0 = s_0]$ under each stage t . This expression, under Assumption 2, can be further decomposed as

$$\mathbb{E}^\pi [R_t | S_0 = s_0] = \mathbb{E} [R_t(\pi) | S_t = s_t] \cdot \mathbb{P}(S_t(\pi) | S_{t-1} = s_{t-1}) \cdots \mathbb{P}(S_1(\pi) | S_0 = s_0), \quad (22)$$

where $R_t(\pi)$ is defined as the potential reward one would observe under target policy π .

Before we proceed, let's define some short-hand notations that will be widely used in the following sections. First, we define $\pi(S_t) = \pi(A_t = 1 | S_t)$ as the probability of target policy π taking action $A_t = 1$ given current state S_t . Also, define

$$p_1^A(S_t) = \mathbb{E}[A_t | Z_t = 1, S_t], \quad p_0^A(S_t) = \mathbb{E}[A_t | Z_t = 0, S_t], \quad \delta^A(S_t) = p_1^A(S_t) - p_0^A(S_t),$$

where the subscript in $p_1^A(S_t)$ and $p_0^A(S_t)$ indicates the value of Z_t that A_t is conditioning on. Let $Y_t = R_t + \gamma V^\pi(S_{t+1})$, which accounts for the reward at current stage and beyond. We'll see in later sections that instead of using R_t , Y_t will be frequently used in our identification and estimation process. Akin to A_t , one can similarly define

$$p_1^Y(S_t) = \mathbb{E}[Y_t | Z_t = 1, S_t], \quad p_0^Y(S_t) = \mathbb{E}[Y_t | Z_t = 0, S_t], \quad \delta^Y(S_t) = p_1^Y(S_t) - p_0^Y(S_t).$$

$$p_1^S(S_t) = \mathbb{E}[S_{t+1} | Z_t = 1, S_t], \quad p_0^S(S_t) = \mathbb{E}[S_{t+1} | Z_t = 0, S_t].$$

Finally, we let $p_r(r|a_t, S_t) = \mathbb{P}_r(R_t = r | A_t = a_t, S_t)$, $p_a(a_t|z_t, S_t) = \mathbb{P}_a(A_t = a_t | Z_t = z_t, S_t)$, and $p_z(z_t|S_t) = \mathbb{P}(Z_t = z_t | S_t)$ denote the probability density function for R_t , A_t and Z_t respectively.

According to (22), the identification procedure of $V^\pi(s_0)$ can be conducted stage-by-stage. In the following steps, we will first focus on the identifiability of each term on the right hand side of Formula (22), and summarize our identification results in Step 3.

Step 1. Identifiability of $\mathbb{E}[R_t(\pi)|S_t]$.

First, suppose $a \in [0, 1]$ is a constant, and we define $C(z) := 2az + 1 - z - a$ as a function of z . For the simplicity of notations, we will drop $S_t = s_t$ whenever calculating a conditional expectation, and omit \bar{a}_{t-1} in $R_t(1, \bar{a}_{t-1})$ and $S_{t+1}(1, \bar{a}_{t-1})$.

$$\begin{aligned}
& a\mathbb{E}[R_t|Z_t = 1] + (1 - a)\mathbb{E}[R_t|Z_t = 0] \\
&= \sum_{z_t=0,1} C(z_t) \cdot \mathbb{E}[R_t|Z_t = z_t] \stackrel{A1(a)}{=} \sum_{z_t=0,1} C(z_t) \mathbb{E}_{U_t}[\mathbb{E}[R_t|Z_t = z_t, U_t]] \\
&= \sum_{z_t=0,1} C(z_t) \mathbb{E}_{U_t} \left[\mathbb{E}[R_t A_t | Z_t = z_t, U_t] + \mathbb{E}[R_t(1 - A_t) | Z_t = z_t, U_t] \right] \\
&\stackrel{A1(d)}{=} \mathbb{E}_{U_t} \sum_{z_t=0,1} C(z_t) \left\{ \mathbb{E}[R_t(1) | Z_t = z_t, U_t] \mathbb{P}(A_t = 1 | Z_t = z_t, U_t) \right. \\
&\quad \left. + \mathbb{E}[R_t(0) | Z_t = z_t, U_t] \mathbb{P}(A_t = 0 | Z_t = z_t, U_t) \right\} \\
&\stackrel{A1(d)}{=} \mathbb{E}_{U_t} \sum_{z_t=0,1} C(z_t) \left\{ \mathbb{E}[R_t(1) | U_t] \mathbb{P}(A_t = 1 | Z_t = z_t, U_t) + \mathbb{E}[R_t(0) | U_t] \mathbb{P}(A_t = 0 | Z_t = z_t, U_t) \right\} \\
&= \mathbb{E}_{U_t} \left\{ \mathbb{E}[R_t(0) | U_t] + (\mathbb{E}[R_t(1) - R_t(0) | U_t]) (a\mathbb{E}[A_t | Z_t = 1, U_t] + (1 - a)\mathbb{E}[A_t | Z_t = 0, U_t]) \right\} \\
&\stackrel{A4}{=} \mathbb{E}[R_t(0)] + \mathbb{E}[R_t(1) - R_t(0)] \cdot \{a\mathbb{E}[A_t | Z_t = 1] + (1 - a)\mathbb{E}[A_t | Z_t = 0]\}.
\end{aligned}$$

When $a = 1$, we have

$$\begin{aligned}
\mathbb{E}[R_t|Z_t = 1] &= \mathbb{E}_{U_t} \left\{ \mathbb{P}(A_t = 0 | Z_t = 1, U_t) \cdot \mathbb{E}[R_t(0) | U_t] + \mathbb{P}(A_t = 1 | Z_t = 1, U_t) \cdot \mathbb{E}[R_t(1) | U_t] \right\} \\
&\stackrel{A4}{=} \mathbb{E}_{U_t} \left\{ \mathbb{P}(A_t = 0 | Z_t = 1) \cdot \mathbb{E}[R_t(0) | U_t] + \mathbb{P}(A_t = 1 | Z_t = 1) \cdot \mathbb{E}[R_t(1) | U_t] \right\} \\
&= \mathbb{P}(A_t = 0 | Z_t = 1) \cdot \mathbb{E}[R_t(0)] + \mathbb{P}(A_t = 1 | Z_t = 1) \cdot \mathbb{E}[R_t(1)]
\end{aligned} \tag{23}$$

Similarly, when $a = 0$,

$$\begin{aligned}
\mathbb{E}[R_t|Z_t = 0] &= \mathbb{E}_{U_t} \left\{ \mathbb{P}(A_t = 0|Z_t = 0, U_t) \cdot \mathbb{E}[R_t(0)|U_t] + \mathbb{P}(A_t = 1|Z_t = 0, U_t) \cdot \mathbb{E}[R_t(1)|U_t] \right\} \\
&\stackrel{A4}{=} \mathbb{E}_{U_t} \left\{ \mathbb{P}(A_t = 0|Z_t = 0) \cdot \mathbb{E}[R_t(0)|U_t] + \mathbb{P}(A_t = 1|Z_t = 0) \cdot \mathbb{E}[R_t(1)|U_t] \right\} \\
&= \mathbb{P}(A_t = 0|Z_t = 0) \cdot \mathbb{E}[R_t(0)] + \mathbb{P}(A_t = 1|Z_t = 0) \cdot \mathbb{E}[R_t(1)]
\end{aligned} \tag{24}$$

By solving for Equation (23) and (24), one can obtain that

$$\begin{aligned}
\mathbb{E}[R_t(0)|S_t] &= \frac{\mathbb{E}[R_t|Z_t = 0, S_t] \cdot \mathbb{P}(A_t = 1|Z_t = 1, S_t) - \mathbb{E}[R_t|Z_t = 1, S_t] \cdot \mathbb{P}(A_t = 1|Z_t = 0, S_t)}{\mathbb{P}(A_t = 1|Z_t = 1, S_t) - \mathbb{P}(A_t = 1|Z_t = 0, S_t)}, \\
\mathbb{E}[R_t(1)|S_t] &= \frac{\mathbb{E}[R_t|Z_t = 1, S_t] \cdot \mathbb{P}(A_t = 0|Z_t = 0, S_t) - \mathbb{E}[R_t|Z_t = 0, S_t] \cdot \mathbb{P}(A_t = 0|Z_t = 1, S_t)}{\mathbb{P}(A_t = 1|Z_t = 1, S_t) - \mathbb{P}(A_t = 1|Z_t = 0, S_t)}.
\end{aligned}$$

Notice that all of the terms on the RHS of the expression above can be estimated from the observed data. Specifically, $\mathbb{E}[R_t|Z = 1, S_t]$ can be further written as

$$\mathbb{E}[R_t|Z_t = 1, S_t] = \sum_{a_t, r_t} r_t \cdot \mathbb{P}_r(R_t = r_t|Z_t = 1, A_t = a_t, S_t) \cdot \mathbb{P}_a(A_t = a_t|Z_t = 1, S_t)$$

which is also estimable. To sum up, the identification result of $\mathbb{E}[R_t(\pi)|S_t]$ is given by

$$\begin{aligned}
\mathbb{E}[R_t(\pi)|S_t] &= \pi(S_t) \cdot \mathbb{E}[R_t(1)|S_t] + (1 - \pi(S_t)) \cdot \mathbb{E}[R_t(0)|S_t] \\
&= \frac{\mathbb{E}[R_t|Z_t = 0, S_t] \cdot \{p_1^A(S_t) - \pi(S_t)\} - \mathbb{E}[R_t|Z_t = 1, S_t] \cdot \{p_0^A(S_t) - \pi(S_t)\}}{\delta^{A_t}(S_t)}.
\end{aligned} \tag{25}$$

Therefore, $\mathbb{E}[R_t(\pi)|S_t]$ is identifiable.

Step 2: Identifiability of $\mathbb{P}(S_t(\pi)|S_{t-1} = s_{t-1})$.

Under potential outcome's framework, it holds for $\mathbb{P}(S_t(\pi)|S_{t-1})$ that

$$\mathbb{P}(S_t(\pi)|S_{t-1}) = \pi(S_{t-1}) \cdot \mathbb{P}(S_t(1)|S_{t-1}) + (1 - \pi(S_{t-1})) \cdot \mathbb{P}(S_t(0)|S_{t-1}).$$

In order to indentify $\mathbb{P}(S_t(\pi)|S_{t-1})$, it suffice to derive the identification result for both $\mathbb{P}(S_t(1)|S_{t-1})$ and $\mathbb{P}(S_t(0)|S_{t-1})$. Akin to what we did in Step 1, under Assumption 1

(a)-(b), Assumption 3 (b) and Assumption 4, we can show that

$$\begin{aligned}\mathbb{P}[S_t(0)|S_{t-1}] &= \frac{\mathbb{P}[S_t|Z_{t-1}=0, S_{t-1}] \cdot p_1^{A_t}(S_{t-1}) - \mathbb{P}[S_t|Z_{t-1}=1, S_{t-1}] \cdot p_0^{A_t}(S_{t-1})}{\delta^{A_t}(S_{t-1})} \\ \mathbb{P}[S_t(1)|S_{t-1}] &= \frac{\mathbb{P}[S_t|Z_{t-1}=1, S_{t-1}] \cdot (1 - p_0^{A_t}(S_{t-1})) - \mathbb{P}[S_t|Z_{t-1}=0, S_{t-1}] \cdot (1 - p_1^{A_t}(S_{t-1}))}{\delta^{A_t}(S_{t-1})}.\end{aligned}$$

Thus, the identification result of $\mathbb{P}(S_t(\pi)|S_{t-1} = s_{t-1})$ is given by

$$\begin{aligned}\mathbb{P}(S_t(\pi)|S_{t-1} = s_{t-1}) &= \pi(S_{t-1}) \cdot \mathbb{E}[S_t(1)|S_{t-1}] + (1 - \pi(S_{t-1})) \cdot [S_t(0)|S_{t-1}] \\ &= \frac{p_0^S(s_{t-1}) \cdot \{p_1^A(S_{t-1}) - \pi(S_{t-1})\} - p_1^S(s_{t-1}) \cdot \{p_0^A(S_{t-1}) - \pi(S_{t-1})\}}{\delta^A(S_{t-1})}.\end{aligned}\tag{26}$$

Step 3: By repeating the procedure in Step 2, it's easy to show that all of the terms on the RHS of (22) are identifiable.

Define a weighted function $c(z|s)$ as

$$c(z_t|S_t) = \begin{cases} \frac{\mathbb{E}[A_t|Z_t=1, S_t] - \pi(S_t)}{\mathbb{E}[A_t|Z_t=1, S_t] - \mathbb{E}[A_t|Z_t=0, S_t]}, & \text{when } z_t = 0 \\ \frac{\pi(S_t) - \mathbb{E}[A_t|Z_t=0, S_t]}{\mathbb{E}[A_t|Z_t=1, S_t] - \mathbb{E}[A_t|Z_t=0, S_t]}, & \text{when } z_t = 1 \end{cases}.\tag{27}$$

Therefore, we can rewrite (25) and (26) as

$$\begin{aligned}\mathbb{E}[R_t(\pi)|S_t] &= \sum_{a_t, r_t} r_t \cdot \left\{ c(Z_t=0|S_t) \cdot p_r(r_t|a_t, Z_t=0, S_t) \cdot p_a(a_t|Z_t=0, S_t) \right. \\ &\quad \left. + c(Z_t=1|S_t) \cdot p_r(r_t|a_t, Z_t=1, S_t) \cdot p_a(a_t|Z_t=1, S_t) \right\} \\ &= \sum_{z_t, a_t, r_t} r_t \cdot p_r(r_t|a_t, z_t, S_t) \cdot p_a(a_t|z_t, S_t) \cdot c(z_t|S_t) \\ &= \sum_{z_t, a_t, r_t, s_{t+1}} r_t \cdot p_{r,s}(r_t, s_{t+1}|a_t, z_t, S_t) \cdot p_a(a_t|z_t, S_t) \cdot c(z_t|S_t),\end{aligned}$$

and similarly,

$$\begin{aligned}
\mathbb{E}[S_t(\pi)|S_{t-1}] &= \sum_{a_{t-1}, s_t} \left\{ c(Z_{t-1} = 0|S_{t-1}) \cdot p_s(s_t|a_{t-1}, Z_{t-1} = 0, S_{t-1}) \cdot p_a(a_{t-1}|Z_{t-1} = 0, S_{t-1}) \right. \\
&\quad \left. + c(Z_{t-1} = 1|S_{t-1}) \cdot p_s(s_t|a_{t-1}, Z_{t-1} = 1, S_{t-1}) \cdot p_a(a_{t-1}|Z_{t-1} = 1, S_{t-1}) \right\} \\
&= \sum_{z_{t-1}, a_{t-1}, s_t} p_s(s_t|a_{t-1}, z_{t-1}, S_{t-1}) \cdot p_a(a_{t-1}|z_{t-1}, S_{t-1}) \cdot c(z_{t-1}|S_{t-1}) \\
&= \sum_{z_{t-1}, a_{t-1}, r_{t-1}, s_t} p_{r,s}(r_{t-1}, s_t|a_{t-1}, z_{t-1}, S_{t-1}) \cdot p_a(a_{t-1}|z_{t-1}, S_{t-1}) \cdot c(z_{t-1}|S_{t-1}).
\end{aligned}$$

Repeating this process until $t = 1$, we have

$$\begin{aligned}
\mathbb{E}^\pi[R_t|S_0 = s_0] &= \mathbb{E}[R_t(\pi)|S_t = s_t] \cdot \mathbb{P}(S_t(\pi)|S_{t-1} = s_{t-1}) \cdots \mathbb{P}(S_1(\pi)|S_0 = s_0) \\
&= \sum_{\{z_j, a_j, r_j, s_{j+1}\}_{j=0}^t} r_t \cdot \left\{ \prod_{j=0}^t p_{r,s}(r_j, s_{j+1}|a_j, z_j, s_j) \cdot p_a(a_j|z_j, s_j) \cdot c(z_j|s_j) \right\}
\end{aligned}$$

Therefore, the value function $V^\pi(s_0)$ can be written as

$$\begin{aligned}
V^\pi(s_0) &= \sum_{t=0}^{\infty} \gamma^t \mathbb{E}^\pi[R_t|S_0 = s_0] \\
&= \sum_{t=0}^T \sum_{\{z_j, a_j, r_j, s_{j+1}\}_{j=0}^t} \gamma^t r_t \cdot \left\{ \prod_{j=0}^t p_{r,s}(r_j, s_{j+1}|a_j, z_j, s_j) \cdot p_a(a_j|z_j, s_j) \cdot c(z_j|s_j) \right\},
\end{aligned}$$

where the RHS is purely constructed from the observed data. Thus, $V^\pi(s_0)$ is identifiable.

B Proof of Theorem 2

Define \mathcal{M} as the collection of all models involved in estimating p_s , p_r , p_a , p_z , Q^π , ω^π and ν . Specifically, we suppose that there exists a parameter θ_0 such that p_{s,θ_0} , p_{r,θ_0} , p_{a,θ_0} , p_{z,θ_0} , $Q_{\theta_0}^\pi$, $\omega_{\theta_0}^\pi$ and ν_{θ_0} correspond to the true models. As such, the aggregated value

η_π can also be written as a function of θ , where we denote it as η_θ^π . Furthermore, we define $p_D(s) = \frac{1}{T} \sum_{t=0}^{T-1} p_t^b(s)$ as the mixture distribution of the observed data. When the stochastic process is stationary, $p_D(s) = p_\infty(s)$. To find the efficient influence function (EIF) for η^π , we first need to find the canonical gradient in the nonparametric model \mathcal{M} .

Step 1. By definition, the Cramer-Rao Lower Bound is

$$CR(\mathcal{M}) = \left(\frac{\partial \eta_\theta^\pi}{\partial \theta_0} \right) \left(\mathbb{E} \left[\frac{\partial l(\{O_t\}; \theta)}{\partial \theta_0} \frac{\partial^T l(\{O_t\}; \theta)}{\partial \theta_0} \right] \right)^{-1} \left(\frac{\partial \eta_\theta^\pi}{\partial \theta_0} \right)^T,$$

where $l(\{O_t\}; \theta)$ denotes the log-likelihood function of the observed data, which can be expressed as

$$l(\{O_t\}; \theta) = \sum_{t=0}^{T-1} \log p_{s,r,\theta}(S_{t+1}, R_j | A_t, Z_t, S_t) + \sum_{t=0}^{T-1} \log p_{a,\theta}(A_t | Z_t, S_t) + \sum_{t=0}^{T-1} \log p_{z,\theta}(Z_t | S_t) + \log \nu_\theta(S_0).$$

To finish the proof of this theorem, it suffice to show that $\sigma_T^2 = \sup_{\mathcal{M}} CR(\mathcal{M})$. If we can show that

$$\frac{\partial \eta_\theta^\pi}{\partial \theta_0} = \mathbb{E} \left[\left\{ \sum_{z,a,S_0} c(z|S_0) \cdot p_a(a|z, S_0) \cdot Q^\pi(S_0, z, a) + \frac{1}{T} \sum_{j=1}^3 \sum_{t=0}^{T-1} \psi_j^*(O_t) \right\} \frac{\partial l(\{O_t\}; \theta)}{\partial \theta_0} \right], \quad (28)$$

then according to the property of score function, $\eta_\theta^\pi \cdot \mathbb{E} \left[\frac{\partial l(\{O_t\}; \theta)}{\partial \theta_0} \right] = 0$, which further indicates that

$$\frac{\partial \eta_\theta^\pi}{\partial \theta_0} = \mathbb{E} \left[\left\{ \sum_{z,a,S_0} c(z|S_0) \cdot p_a(a|z, S_0) \cdot Q^\pi(S_0, z, a) + \frac{1}{T} \sum_{j=1}^3 \sum_{t=0}^{T-1} \psi_j^*(O_t) - \eta_\theta^\pi \right\} \frac{\partial l(\{O_t\}; \theta)}{\partial \theta_0} \right].$$

By Cauchy-Schwarz Inequality, it then follows that

$$\sigma_T^2 \leq \sup_{\mathcal{M}} CR(\mathcal{M}) \leq \mathbb{E} \left\{ \sum_{z,a,S_0} c(z|S_0) \cdot p_a(a|z, S_0) \cdot Q^\pi(S_0, z, a) + \frac{1}{T} \sum_{j=1}^3 \sum_{t=0}^{T-1} \psi_j^*(O_t) - \eta_\theta^\pi \right\}^2 = \sigma_T^2,$$

which implies $\sigma_T^2 = \sup_{\mathcal{M}} CR(\mathcal{M}) = CR(\mathcal{M}_0)$. (See Lemma 20 of Kallus and Uehara (2022) for details.)

Therefore, it remains to show that equation (28) holds. That is,

$$\frac{\partial \eta_{\theta}^{\pi}}{\partial \theta_0} = \mathbb{E} \left[\left\{ \sum_{z,a,S_0} c(z|S_0) \cdot p_a(a|z, S_0) \cdot Q^{\pi}(S_0, z, a) + \frac{1}{T} \sum_{j=1}^3 \sum_{t=0}^{T-1} \psi_j^*(O_t) \right\} \frac{\partial l(\{O_t\}; \theta)}{\partial \theta_0} \right].$$

Notice that in Theorem 1, we've proved that

$$\eta_{\theta_0}^{\pi} = \sum_{s_0} \left[\sum_{t=0}^{+\infty} \gamma^t \sum_{\tau_t, s_{t+1}} r_t \left\{ \prod_{j=0}^t p_{\theta_0}(s_{j+1}, r_j, a_j, z_j | s_j) \right\} \cdot \nu_{\theta_0}(s_0) \right],$$

where p_{θ} is the probability of a trajectory that follows target policy π . That is,

$$p_{\theta_0}(s_{j+1}, r_j, a_j, z_j | s_j) = c(z_j | s_j) \cdot p_a(a_j | z_j, s_j) \cdot p_{r,s}(s_{j+1}, r_j | a_j, z_j, s_j).$$

Since $\nabla_{\theta} p_{\theta} = p_{\theta} \nabla_{\theta} \log(p_{\theta})$, we can decompose $\nabla_{\theta} \eta_{\theta_0}^{\pi}$ as

$$\begin{aligned} \nabla_{\theta} \eta_{\theta_0}^{\pi} &= \sum_{s_0} \left[\sum_{t=0}^{+\infty} \gamma^t \sum_{\tau_t, s_{t+1}} r_t \left\{ \prod_{j=0}^t p_{\theta_0}(s_{j+1}, r_j, a_j, z_j | s_j) \right\} \cdot \left\{ \sum_{j=0}^t \nabla_{\theta} \log p_{\theta_0}(s_{j+1}, r_j, a_j, z_j | s_j) \right\} \cdot \nu_{\theta_0}(s_0) \right] \\ &+ \sum_{s_0} \left[\sum_{t=0}^{+\infty} \gamma^t \sum_{\tau_t, s_{t+1}} r_t \left\{ \prod_{j=0}^t p_{\theta_0}(s_{j+1}, r_j, a_j, z_j | s_j) \right\} \cdot \nu_{\theta_0}(s_0) \cdot \nabla_{\theta} \log \nu_{\theta_0}(s_0) \right] := (1) + (2). \end{aligned} \quad (29)$$

The first line of the equation above can be further derived as

$$\begin{aligned} (1) &= \sum_{s_0} \sum_{j=0}^{+\infty} \left\{ \sum_{t=j}^{+\infty} \gamma^t \sum_{\tau_t, s_{t+1}} \left[\prod_{k=0}^t p_{\theta_0}(s_{k+1}, r_k, a_k, z_k | s_k) \right] \right\} \cdot \nabla_{\theta} \log p_{\theta_0}(s_{j+1}, r_j, a_j, z_j | s_j) \cdot \nu_{\theta_0}(s_0) \\ &= \sum_{s_0} \sum_{j=0}^{+\infty} \gamma^j \cdot \sum_{\tau_j, s_{j+1}} \left[\prod_{k=0}^j p_{\theta_0}(s_{k+1}, r_k, a_k, z_k | s_k) \right] \cdot \left\{ r_j + \sum_{t=j+1}^{\infty} \gamma^{t-j} \sum_{\tau_{t/j}, s_{t+1}} r_t \cdot \right. \\ &\quad \left. \left[\prod_{k=j+1}^t p_{\theta_0}(s_{k+1}, r_k, a_k, z_k | s_k) \right] \right\} \cdot \nabla_{\theta} \log p_{\theta_0}(s_{j+1}, r_j, a_j, z_j | s_j) \cdot \nu_{\theta_0}(s_0) \\ &= \sum_{s_0} \sum_{j=0}^{+\infty} \gamma^j \sum_{\tau_j, s_{j+1}} \left\{ r_j + \gamma \cdot V^{\pi}(S_{j+1}) \right\} \cdot \left[\prod_{k=0}^j p_{\theta_0}(s_{k+1}, r_k, a_k, z_k | s_k) \right] \cdot \\ &\quad \nabla_{\theta} \log p_{\theta_0}(s_{j+1}, r_j, a_j, z_j | s_j) \cdot \nu_{\theta_0}(s_0). \end{aligned}$$

Notice that

$$\begin{aligned} \sum_{s_0} \left[\prod_{k=0}^j p_{\theta_0}(s_{k+1}, r_k, a_k, z_k | s_k) \right] \cdot \nu_{\theta}(s_0) &= p_{\theta_0}(s_{j+1}, r_j, a_j, z_j | s_j) \cdot p_{t, \theta_0}^{\pi}(s_j) \\ &= p_{r, s}(s_{j+1}, r_j | a_j, z_j, s_j) \cdot p_a(a_j | z_j, s_j) \cdot c(z_j | s_j) \cdot p_{t, \theta_0}^{\pi}(s_j), \end{aligned}$$

then by plugging in this expression to (1), we have

$$\begin{aligned} (1) &= \sum_{j=0}^{+\infty} \gamma^j \sum_{\tau_j, s_{j+1}} \left\{ r_j + \gamma \cdot V^{\pi}(S_{j+1}) \right\} \cdot p_{\theta_0}(s_{j+1}, r_j, a_j, z_j | s_j) \cdot p_{t, \theta_0}^{\pi}(s_j) \cdot \nabla_{\theta} \log p_{\theta_0}(s_{j+1}, r_j, a_j, z_j | s_j) \\ &= \sum_{j=0}^{+\infty} \gamma^j \sum_{\tau_j, s_{j+1}} \left\{ r_j + \gamma \cdot V^{\pi}(S_{j+1}) \right\} \cdot p_{\theta_0}(s_{j+1}, r_j, a_j, z_j | s_j) \cdot p_{t, \theta_0}^{\pi}(s_j) \cdot \nabla_{\theta} \log p_{s, r, \theta_0}(s_{j+1}, r_j | a_j, z_j, s_j) \\ &\quad + \sum_{j=0}^{+\infty} \gamma^j \sum_{\tau_j, s_{j+1}} \left\{ r_j + \gamma \cdot V^{\pi}(S_{j+1}) \right\} \cdot p_{\theta_0}(s_{j+1}, r_j, a_j, z_j | s_j) \cdot p_{t, \theta_0}^{\pi}(s_j) \cdot \nabla_{\theta} \log p_{a, \theta_0}(a_j | z_j, s_j) \\ &\quad + \sum_{j=0}^{+\infty} \gamma^j \sum_{\tau_j, s_{j+1}} \left\{ r_j + \gamma \cdot V^{\pi}(S_{j+1}) \right\} \cdot p_{\theta_0}(s_{j+1}, r_j, a_j, z_j | s_j) \cdot p_{t, \theta_0}^{\pi}(s_j) \cdot \nabla_{\theta} \log c(z_j | s_j) \\ &:= (1.1) + (1.2) + (1.3), \end{aligned}$$

where the last three lines corresponds to (1.1), (1.2) and (1.3), respectively. We will deal with the detailed expression of these three terms in the next few steps.

Finally, let's focus on the second line of Formula (29). This part, according to our identification result in Theorem 1, is equivalent to $\mathbb{E}[V^{\pi}(S_0) \nabla_{\theta} \log \nu_{\theta_0}(S_0)]$. Still, by using the fact that the expectation of a score function is 0, we have

$$\begin{aligned} (2) &= \sum_{s_0} \left[\sum_{t=0}^{+\infty} \gamma^t \sum_{\tau_t, s_{t+1}} r_t \left\{ \prod_{j=0}^t p_{\theta_0}(s_{j+1}, r_j, a_j, z_j | s_j) \right\} \cdot \nu_{\theta_0}(s_0) \cdot \nabla_{\theta} \log \nu_{\theta_0}(s_0) \right] \\ &= \mathbb{E}[V^{\pi}(S_0) \nabla_{\theta} \log \nu_{\theta_0}(S_0)] = \mathbb{E} \left[(V^{\pi}(S_0) - \eta_{\theta_0}^{\pi}) \nabla_{\theta} \log \nu_{\theta_0}(S_0) \right] \\ &= \mathbb{E} \left[(V^{\pi}(S_0) - \eta_{\theta_0}^{\pi}) S(\bar{O}_{T-1}) \right], \end{aligned} \tag{30}$$

where $S(s', r, a, z|s)$ denotes the conditional score function of $(S_{t+1}, R_t, A_t, Z_t)|S_t$, and we use \bar{O}_{T-1} to denote all observed data up to stage $T - 1$.

The rest of the proof are organized as follows. In Step 2 to Step 4, we will derive the expression for (1.1), (1.2) and (1.3) respectively. In Step 5, we will focus back on Formula (29) to finish the proof of the whole theorem.

Step 2: Derivation of (1.1).

Using the similar trick in deriving (2), we have

$$\begin{aligned}
(1.1) &= \sum_{j=0}^{+\infty} \gamma^j \sum_{\tau_j, s_{j+1}} \left\{ r_j + \gamma \cdot V^\pi(s_{j+1}) \right\} \cdot p_{r,s}(s_{j+1}, r_j | a_j, z_j, s_j) \cdot p_a(a_j | z_j, s_j) \cdot c(z_j | s_j) \cdot p_{j,\theta_0}^\pi(s_j) \\
&\quad \cdot \nabla_\theta \log p_{s,r,\theta_0}(s_{j+1}, r_j | a_j, z_j, s_j) \\
&= \sum_{j=0}^{+\infty} \gamma^j \sum_{\tau_j, s_{j+1}} \left\{ r_j + \gamma \cdot V^\pi(s_{j+1}) - Q^\pi(s_j, z_j, a_j) \right\} \cdot p_{r,s}(s_{j+1}, r_j | a_j, z_j, s_j) \cdot p_a(a_j | z_j, s_j) \\
&\quad \cdot c(z_j | s_j) \cdot p_{j,\theta_0}^\pi(s_j) \cdot \nabla_\theta \log p_{s,r,\theta_0}(s_{j+1}, r_j | a_j, z_j, s_j) \\
&= \sum_{j=0}^{+\infty} \gamma^j \sum_{\tau_j, s_{j+1}} \left\{ r_j + \gamma \cdot V^\pi(s_{j+1}) - Q^\pi(s_j, z_j, a_j) \right\} \cdot p_{r,s}(s_{j+1}, r_j | a_j, z_j, s_j) \cdot p_a(a_j | z_j, s_j) \\
&\quad \cdot c(z_j | s_j) \cdot p_{j,\theta_0}^\pi(s_j) \cdot \nabla_\theta \log p_{\theta_0}(s_{j+1}, r_j, a_j, z_j | s_j) \\
&= \sum_{j=0}^{+\infty} \gamma^j \sum_{\tau_j, s_{j+1}} \left\{ r_j + \gamma \cdot V^\pi(s_{j+1}) - Q^\pi(s_j, z_j, a_j) \right\} \frac{c(z_j | s_j)}{p_z(z_j | s_j)} \cdot p_{r,s}(s_{j+1}, r_j | a_j, z_j, s_j) \\
&\quad \cdot p_a(a_j | z_j, s_j) \cdot p_z(z_j | s_j) \cdot p_{j,\theta_0}^\pi(s_j) \cdot \nabla_\theta \log p_{\theta_0}(s_{j+1}, r_j, a_j, z_j | s_j) \\
&= \sum_{j=0}^{+\infty} \gamma^j \mathbb{E} \left[\left\{ R_j + \gamma \cdot V^\pi(S_{j+1}) - Q^\pi(S_j, Z_j, A_j) \right\} \frac{c(Z_j | S_j)}{p_z(Z_j | S_j)} \cdot \frac{p_{j,\theta_0}^\pi(S_j)}{p_D(S_j)} \cdot S(S_{j+1}, R_j, A_j, Z_j) \right].
\end{aligned}$$

Recall that

$$\omega^\pi(s) = (1 - \gamma) \cdot \sum_{t=0}^{+\infty} \gamma^t \frac{p_t^\pi(s)}{p_D(s)}, \quad \rho(z, s) = \frac{c(z|s)}{p_z(z|s)}.$$

Then by Markov property, we have

$$(1.1) = (1 - \gamma)^{-1} \mathbb{E} \left[\left\{ R + \gamma \cdot V^\pi(S') - Q^\pi(S, Z, A) \right\} \rho(S, Z) \cdot \omega^\pi(S) \cdot S(\bar{O}_{T-1}) \right] \\ := \mathbb{E} \left\{ \left[\frac{1}{T} \sum_t \psi_1(O_t) \right] S(\bar{O}_{T-1}) \right\},$$

where we define

$$\psi_1(O_t) = (1 - \gamma)^{-1} \left\{ R_t + \gamma \cdot V^\pi(S_{t+1}) - Q^\pi(S_t, Z_t, A_t) \right\} \cdot \rho(S_t, Z_t) \cdot \omega^\pi(S_t). \quad (31)$$

Step 3: Derivation of (1.2).

$$(1.2) = \sum_{j=0}^{+\infty} \gamma^j \sum_{\tau_j, s_{j+1}} \left\{ r_j + \gamma \cdot V^\pi(s_{j+1}) \right\} \cdot p_{\theta_0}(s_{j+1}, r_j, a_j, z_j | s_j) \cdot p_{t, \theta_0}^\pi(s_j) \cdot \nabla_\theta \log p_{a, \theta_0}(a_j | z_j, s_j) \\ = \sum_{j=0}^{+\infty} \gamma^j \sum_{a_j, z_j, s_j} \mathbb{E} \left\{ [R_j + \gamma \cdot V^\pi(S_{j+1})] | a_j, z_j, s_j \right\} \cdot p_{a, \theta_0}(a_j | z_j, s_j) \cdot c(z_j | s_j) \cdot p_{t, \theta_0}^\pi(s_j) \\ \cdot \nabla_\theta \log p_{a, \theta_0}(a_j | z_j, s_j) \\ = \sum_{j=0}^{+\infty} \gamma^j \sum_{a_j, z_j, s_j} Q^\pi(s_j, z_j, a_j) \cdot p_{a, \theta_0}(a_j | z_j, s_j) \cdot c(z_j | s_j) \cdot p_{t, \theta_0}^\pi(s_j) \cdot \nabla_\theta \log p_{a, \theta_0}(a_j | z_j, s_j).$$

Notice that

$$\sum_{j=0}^{+\infty} \gamma^j \sum_{a_j, z_j, s_j} \left\{ \sum_{a_j^*} Q^\pi(s_j, z_j, a_j^*) \cdot p_{a, \theta_0}(a_j^* | z_j, s_j) \right\} \cdot p_{a, \theta_0}(a_j | z_j, s_j) \cdot c(z_j | s_j) \cdot p_{t, \theta_0}^\pi(s_j) \\ \cdot \nabla_\theta \log p_{a, \theta_0}(a_j | z_j, s_j) \\ = \sum_{j=0}^{+\infty} \gamma^j \sum_{z_j, s_j} \left\{ \sum_{a_j^*} Q^\pi(s_j, z_j, a_j^*) \cdot p_{a, \theta_0}(a_j^* | z_j, s_j) \right\} \cdot c(z_j | s_j) \cdot p_{t, \theta_0}^\pi(s_j) \\ \cdot \sum_{a_j} p_{a, \theta_0}(a_j | z_j, s_j) \cdot \nabla_\theta \log p_{a, \theta_0}(a_j | z_j, s_j) = 0,$$

where the last equality holds since the score function has a zero mean.

Combining the formula above with (1.2), we have

$$\begin{aligned}
(1.2) &= \sum_{j=0}^{+\infty} \gamma^j \sum_{a_j, z_j, s_j} \left\{ Q^\pi(s_j, z_j, a_j) - \sum_{a_j^*} Q^\pi(s_j, z_j, a_j^*) \cdot p_{a, \theta_0}(a_j^* | z_j, s_j) \right\} \cdot p_{a, \theta_0}(a_j | z_j, s_j) \cdot c(z_j | s_j) \\
&\quad \cdot p_{t, \theta_0}^\pi(s_j) \cdot \nabla_\theta \log p_{a, \theta_0}(a_j | z_j, s_j) \\
&= \sum_{j=0}^{+\infty} \gamma^j \sum_{a_j, z_j, s_j} \left\{ Q^\pi(s_j, z_j, a_j) - \sum_{a_j^*} Q^\pi(s_j, z_j, a_j^*) \cdot p_{a, \theta_0}(a_j^* | z_j, s_j) \right\} \\
&\quad \cdot \frac{c(z_j | s_j)}{p_z(z_j | s_j)} \cdot p_{a, \theta_0}(a_j | z_j, s_j) \cdot p_z(z_j | s_j) \cdot p_{t, \theta_0}^\pi(s_j) \cdot \nabla_\theta \log p_{a, \theta_0}(a_j | z_j, s_j) \\
&= \sum_{j=0}^{+\infty} \gamma^j \sum_{s_{j+1}, r_j, a_j, z_j, s_j} \left\{ Q^\pi(s_j, z_j, a_j) - \sum_{a_j^*} Q^\pi(s_j, z_j, a_j^*) \cdot p_{a, \theta_0}(a_j^* | z_j, s_j) \right\} \\
&\quad \cdot \rho(z_j, s_j) \cdot p_{s, r, \theta_0}(s_{j+1}, r_j | z_j, s_j) \cdot p_{a, \theta_0}(a_j | z_j, s_j) \cdot p_z(z_j | s_j) \cdot p_{t, \theta_0}^\pi(s_j) \cdot \nabla_\theta \log p_{s, r, a, z, \theta_0}(s_{j+1}, r_j, a_j, z_j | s_j) \\
&= \sum_{j=0}^{+\infty} \gamma^j \mathbb{E} \left[\left\{ Q^\pi(S, Z, A) - \sum_{a^*} Q^\pi(S, Z, a^*) \cdot p_{a, \theta_0}(a^* | Z, S) \right\} \cdot \rho(S, Z) \cdot \frac{p_{t, \theta_0}^\pi(S)}{p_D(S)} \cdot S(S', R, A, Z | S) \right] \\
&= (1 - \gamma)^{-1} \cdot \mathbb{E} \left[\omega^\pi(S) \rho(S, Z) \left\{ Q^\pi(S, Z, A) - \sum_{a^*} Q^\pi(S, Z, a^*) \cdot p_{a, \theta_0}(a^* | Z, S) \right\} \cdot S(S', R, A, Z | S) \right] \\
&:= \mathbb{E} \left[\left\{ \frac{1}{T} \sum_t \psi_2(O_t) \right\} \cdot S(\bar{O}_{T-1}) \right],
\end{aligned}$$

where we define

$$\psi_2(O) = (1 - \gamma)^{-1} \cdot \omega^\pi(S) \cdot \rho(S, Z) \cdot \left\{ Q^\pi(S, Z, A) - \sum_a Q^\pi(S, Z, a) \cdot p_a(a | Z, S) \right\}. \quad (32)$$

Step 4: Derivation of (1.3).

$$\begin{aligned}
(1.3) &= \sum_{j=0}^{+\infty} \gamma^j \sum_{\tau_j, s_{j+1}} \left\{ r_j + \gamma \cdot V^\pi(S_{j+1}) \right\} \cdot p_{\theta_0}(s_{j+1}, r_j, a_j, z_j | s_j) \cdot p_{t, \theta_0}^\pi(s_j) \cdot \nabla_\theta \log c(z_j | s_j) \\
&= \sum_{j=0}^{+\infty} \gamma^j \sum_{a_j, z_j, s_j} \mathbb{E} \left\{ [R_j + \gamma \cdot V^\pi(S_{j+1})] | a_j, z_j, s_j \right\} \cdot p_{a, \theta_0}(a_j | z_j, s_j) \cdot c(z_j | s_j) \cdot p_{t, \theta_0}^\pi(s_j) \cdot \nabla_\theta \log c(z_j | s_j) \\
&= \sum_{j=0}^{+\infty} \gamma^j \sum_{a_j, z_j, s_j} Q^\pi(s_j, z_j, a_j) \cdot p_{a, \theta_0}(a_j | z_j, s_j) \cdot c(z_j | s_j) \cdot p_{t, \theta_0}^\pi(s_j) \cdot \nabla_\theta \log c(z_j | s_j).
\end{aligned}$$

Before we proceed, let's calculate $\nabla_\theta \log c(z_j | s_j)$ first. According to the definition of $c(z | s)$,

$$c(z_t | S_t) = \begin{cases} \frac{p_1^A(S_t) - \pi(S_t)}{\delta^A(S_t)}, & \text{when } z_t = 0 \\ \frac{\pi(S_t) - p_0^A(S_t)}{\delta^A(S_t)}, & \text{when } z_t = 1 \end{cases}.$$

Therefore,

$$\nabla_\theta c(z_t | S_t) = \begin{cases} \frac{\nabla_\theta p_1^A(S_t) \delta^A(S_t) - (p_1^A(S_t) - \pi(S_t)) \nabla_\theta \delta^A(S_t)}{[\delta^A(S_t)]^2}, & \text{when } z_t = 0 \\ \frac{-\nabla_\theta p_0^A(S_t) \delta^A(S_t) - (\pi(S_t) - p_0^A(S_t)) \nabla_\theta \delta^A(S_t)}{[\delta^A(S_t)]^2}, & \text{when } z_t = 1 \end{cases}.$$

According to Wang and Tchetgen (2018),

$$\nabla_\theta p_z^{A_t}(S_t) = \nabla_\theta \mathbb{E}[A_t | Z_t = z, S_t] = \mathbb{E}[(A_t - p_z^A(S_t)) \cdot S(A_t, Z_t = z | S_t)],$$

and thus

$$\begin{aligned}
\nabla_\theta \delta^A(S_t) &= \mathbb{E} \left[\frac{2Z_t - 1}{p_z(Z_t | S_t)} (A_t - \mathbb{E}[A_t | Z_t, S_t]) \cdot S(A_t, Z_t | S_t) \middle| S_t \right] \\
&= \mathbb{E} \left[(A_t - p_1^{A_t}(S_t)) \cdot S(A_t, Z_t = 1 | S_t) - (A_t - p_0^{A_t}(S_t)) \cdot S(A_t, Z_t = 0 | S_t) \middle| S_t \right].
\end{aligned}$$

Therefore, when $z_t = 0$, $\nabla_{\theta} c(z_t|S_t)$ can be further derived as

$$\begin{aligned}
\nabla_{\theta} c(Z_t = 0|S_t) &= \frac{1}{\delta^A(S_t)} \left\{ \nabla_{\theta} p_1^A(S_t) - \frac{p_1^A(S_t) - \pi(S_t)}{\delta^A(S_t)} \cdot \nabla_{\theta} \delta^A(S_t) \right\} \\
&= \frac{1}{\delta^A(S_t)} \left\{ \mathbb{E} \left[(A_t - p_1^A(S_t)) \cdot S(A_t, Z_t = 1|S_t) - c(Z_t = 0|S_t) \cdot (A_t - p_1^A(S_t)) \cdot S(A_t, Z_t = 1|S_t) \right. \right. \\
&\quad \left. \left. + c(Z_t = 0|S_t)(A_t - p_0^A(S_t)) \cdot S(A_t, Z_t = 0|S_t) \right] \right\} \\
&= \frac{1}{\delta^A(S_t)} \left\{ \mathbb{E} \left[c(Z_t = 1|S_t) \cdot (A_t - p_1^A(S_t)) \cdot S(A_t, Z_t = 1|S_t) \right. \right. \\
&\quad \left. \left. + c(Z_t = 0|S_t)(A_t - p_0^A(S_t)) \cdot S(A_t, Z_t = 0|S_t) \right] \right\} \\
&= \frac{1}{\delta^A(S_t)} \left\{ \mathbb{E} \left[\frac{c(Z_t|S_t)}{p_z(Z_t|S_t)} \cdot (A_t - p_{Z_t}^{A_t}(S_t)) \cdot S(A_t, Z_t|S_t) \right] \right\} \\
&= \frac{1}{\delta^A(S_t)} \left\{ \mathbb{E} \left[\rho(S_t, Z_t) \cdot (A_t - p_{Z_t}^{A_t}(S_t)) \cdot S(A_t, Z_t|S_t) \right] \right\}
\end{aligned}$$

Likewise, when $z_t = 1$,

$$\begin{aligned}
\nabla_{\theta} c(Z_t = 1|S_t) &= \frac{-1}{\delta^A(S_t)} \left\{ \nabla_{\theta} p_0^A(S_t) + \frac{\pi(S_t) - p_0^A(S_t)}{\delta^A(S_t)} \cdot \nabla_{\theta} \delta^A(S_t) \right\} \\
&= \frac{-1}{\delta^A(S_t)} \left\{ \mathbb{E} \left[(A_t - p_0^A(S_t)) \cdot S(A_t, Z_t = 0|S_t) + c(Z_t = 1|S_t) \cdot (A_t - p_1^A(S_t)) \cdot S(A_t, Z_t = 1|S_t) \right. \right. \\
&\quad \left. \left. - c(Z_t = 1|S_t)(A_t - p_0^A(S_t)) \cdot S(A_t, Z_t = 0|S_t) \right] \right\} \\
&= \frac{-1}{\delta^A(S_t)} \left\{ \mathbb{E} \left[c(Z_t = 1|S_t) \cdot (A_t - p_1^A(S_t)) \cdot S(A_t, Z_t = 1|S_t) \right. \right. \\
&\quad \left. \left. + c(Z_t = 0|S_t)(A_t - p_0^A(S_t)) \cdot S(A_t, Z_t = 0|S_t) \right] \right\} \\
&= \frac{-1}{\delta^A(S_t)} \left\{ \mathbb{E} \left[\rho(S_t, Z_t) \cdot (A_t - p_{Z_t}^{A_t}(S_t)) \cdot S(A_t, Z_t|S_t) \right] \right\}.
\end{aligned}$$

Combining the results for both $z_t = 0$ and $z_t = 1$, we can express $\nabla_{\theta} c(z_t|S_t)$ as

$$\nabla_{\theta} c(z_t|S_t) = \frac{(-1)^{z_t}}{\delta^A(S_t)} \cdot \mathbb{E} \left[\rho(S_t, Z_t) \cdot (A_t - p_{Z_t}^{A_t}(S_t)) \cdot S(A_t, Z_t|S_t) \right].$$

Therefore,

$$\begin{aligned}
(1.3) &= \sum_{j=0}^{+\infty} \gamma^j \sum_{a_j, z_j, s_j} Q^\pi(s_j, z_j, a_j) \cdot p_{a, \theta_0}(a_j | z_j, s_j) \cdot c(z_j | s_j) \cdot p_{t, \theta_0}^\pi(s_j) \cdot \nabla_\theta \log c(z_j | s_j) \\
&= \sum_{j=0}^{+\infty} \gamma^j \sum_{a_j, z_j, s_j} Q^\pi(s_j, z_j, a_j) \cdot p_{a, \theta_0}(a_j | z_j, s_j) \cdot p_{t, \theta_0}^\pi(s_j) \cdot \nabla_\theta c(z_j | s_j) \\
&= \sum_{j=0}^{+\infty} \gamma^j \sum_{a_j, z_j, s_j} Q^\pi(s_j, z_j, a_j) \cdot p_{a, \theta_0}(a_j | z_j, s_j) \cdot p_{t, \theta_0}^\pi(s_j) \cdot \frac{(-1)^{z_j}}{\delta^A(s_j)} \\
&\quad \cdot \mathbb{E} \left[\rho(S, Z) \cdot (A - p_Z^A(S)) \cdot S(A, Z | S) \middle| S = s_j \right].
\end{aligned}$$

Notice that

$$\sum_{a_j, z_j} Q^\pi(s_j, z_j, a_j) \cdot p_{a, \theta_0}(a_j | z_j, s_j) \cdot \frac{(-1)^{z_j}}{\delta^A(s_j)} = -\Delta(s_j).$$

Thus, by replacing this part in the expression of (1.3), we can obtain

$$\begin{aligned}
(1.3) &= \sum_{j=0}^{+\infty} \gamma^j \sum_{a_j, z_j, s_j} Q^\pi(s_j, z_j, a_j) \cdot p_{a, \theta_0}(a_j | z_j, s_j) \cdot p_{t, \theta_0}^\pi(s_j) \cdot \frac{(-1)^{z_j}}{\delta^A(s_j)} \\
&\quad \cdot \mathbb{E} \left[\rho(S, Z) \cdot (A - p_Z^A(S)) \cdot S(A, Z | S) \middle| S = s_j \right] \\
&= - \sum_{j=0}^{+\infty} \gamma^j \sum_{s_j} p_{t, \theta_0}^\pi(s_j) \cdot \Delta(s_j) \cdot \mathbb{E} \left[\rho(S, Z) \cdot (A - p_Z^A(S)) \cdot S(A, Z | S) \middle| S = s_j \right] \\
&= -(1 - \gamma)^{-1} \mathbb{E} \left[\omega^\pi(S) \cdot \rho(S, Z) \cdot (A - p_Z^A(S)) \cdot \Delta(S) \cdot S(A, Z | S) \right] \\
&= -(1 - \gamma)^{-1} \mathbb{E} \left[\omega^\pi(S) \cdot \rho(S, Z) \cdot (A - p_Z^A(S)) \cdot \Delta(S) \cdot S(S', R, A, Z | S) \right] \\
&:= \mathbb{E} \left[\left\{ \frac{1}{T} \sum_t \psi_3(O_t) \right\} \cdot S(\bar{O}_{T-1}) \right],
\end{aligned}$$

where

$$\psi_3(O_t) = -(1 - \gamma)^{-1} \cdot \omega^\pi(S_t) \cdot \rho(S_t, Z_t) \cdot (A_t - \mathbb{E}[A_t | S_t, Z_t]) \cdot \Delta(S_t). \quad (33)$$

Step 5: Summary.

According to the derivation in Formula (11) and (34), we can further write

$$(2) = \mathbb{E} \left[(V^\pi(S_0) - \eta_{\theta_0}^\pi) S(\bar{O}_{T-1}) \right] = \mathbb{E} \left[\left\{ \sum_{z_t} \omega^\pi(S_t) c(z_t|S_t) \mathbb{E}[R_t|Z_t = z_t, S_t] - \eta^\pi \right\} \cdot S(\bar{O}_{T-1}) \right]. \quad (34)$$

Then, combining the results in Formula (31), (32), (33) and (34), we have

$$\begin{aligned} \nabla_{\theta} \eta_{\theta_0}^\pi &= \mathbb{E} \left[\left\{ \sum_{j=1}^3 \psi(O_t) + \sum_{z_t} \omega^\pi(S_t) c(z_t|S_t) \mathbb{E}[R_t|Z_t = z_t, S_t] - \eta^\pi \right\} S(\bar{O}_{T-1}) \right] \\ &= \mathbb{E} \left[\left\{ (1 - \gamma)^{-1} \cdot \omega^\pi(S_t) \cdot \left[\rho(S_t, Z_t) \cdot \left\{ R_t + \gamma \cdot V^\pi(S_{t+1}) - \mathbb{E}[R_t + \gamma \cdot V^\pi(S_{t+1})|Z_t, S_t] \right. \right. \right. \right. \\ &\quad \left. \left. \left. - (A_t - \mathbb{E}[A_t|Z_t, S_t]) \cdot \Delta(S_t) \right\} + \sum_{z_t} c(z_t|S_t) \cdot \mathbb{E}[R_t|z_t, S_t] \right] - \eta^\pi \right\} S(\bar{O}_{T-1}) \right]. \end{aligned}$$

Therefore, the EIF of η^π is given by

$$\begin{aligned} EIF_{\eta^\pi} &= (1 - \gamma)^{-1} \cdot \omega^\pi(S_t) \cdot \left[\rho(S_t, Z_t) \cdot \left\{ R_t + \gamma \cdot V^\pi(S_{t+1}) - \mathbb{E}[R_t + \gamma \cdot V^\pi(S_{t+1})|Z_t, S_t] \right. \right. \\ &\quad \left. \left. - (A_t - \mathbb{E}[A_t|Z_t, S_t]) \cdot \Delta(S_t) \right\} + \sum_{z_t} c(z_t|S_t) \cdot \mathbb{E}[R_t|z_t, S_t] \right] - \eta^\pi. \end{aligned}$$

The proof of Theorem 2 is thus complete.

C Proof of Theorem 3

We divide the proof of Theorem 3 into two parts. In Section C.1, we mainly discuss the consistency of $\hat{\eta}_{\text{DR}}$ under model \mathcal{M}_1 or \mathcal{M}_2 . In Section C.2, we will prove that $\hat{\eta}_{\text{DR}}$ is asymptotically normal with variance σ_T^2 , which attains the semiparametric lower bound.

C.1 Consistency

Scenario 1: Suppose the models in \mathcal{M}_1 and p_a are correctly specified.

In this case, $c(z|s)$, $V^\pi(S_{t+1})$ and $\Delta(S_t)$ are all correctly specified, since they can all be estimated from $Q^\pi(s, z, a)$ and $p_a(a|s, z)$. Therefore,

$$\mathbb{E}[\hat{\eta}^*] = \mathbb{E}\left[\hat{\eta}_{\text{DM}}^\pi + (NT)^{-1} \sum_{i,t} \hat{\phi}(O_{i,t})\right] = \hat{\eta}_{\text{DM}}^\pi + \mathbb{E}[\hat{\phi}(O_t)]$$

Now we only need to prove that $\hat{\eta}_{\text{DM}}^\pi$ is consistent to η^π . Since $\hat{c}(z|s)$, $\hat{p}_a(a|z, s)$ and \hat{Q}^π are correctly specified,

$$\mathbb{E}_{s \sim \hat{p}_0(s)} [\hat{c}(z|s) \cdot \hat{p}_a(a|z, s) \cdot \hat{Q}^\pi(s, z, a)] - \mathbb{E}_{s \sim \hat{p}_0(s)} [c(z|s) \cdot p_a(a|z, s) \cdot Q^\pi(s, z, a)] = o_p(1)$$

Also, notice that $\hat{p}_0(s)$ was set as the estimated initial state distribution. As the sample size goes to infinity, according to WLLN,

$$\mathbb{E}_{s \sim \hat{p}_0(s)} [c(z|s) \cdot p_a(a|z, s) \cdot Q^\pi(s, z, a)] - \mathbb{E}_{s \sim p_0(s)} [c(z|s) \cdot p_a(a|z, s) \cdot Q^\pi(s, z, a)] = o_p(1).$$

Therefore,

$$\hat{\eta}_{\text{DM}}^\pi \xrightarrow{P} \mathbb{E}_{s \sim p_0(s)} [c(z|s) \cdot p_a(a|z, s) \cdot Q^\pi(s, z, a)] = \mathbb{E}_{s \sim p_0(s)} [V^\pi(S_t)] = \eta^\pi.$$

Now it remains to show that $\mathbb{E}[\hat{\phi}(O_t)] = 0$. Since $Q^\pi(s, z, a)$, $p_a(a|s, z)$ are correctly specified,

$$\begin{aligned} \mathbb{E}[\hat{\phi}(O_t)] &= (1 - \gamma)^{-1} \cdot \mathbb{E} \left[\hat{\omega}^\pi(S_t) \cdot \hat{\rho}(S_t, Z_t) \cdot \left\{ R_t + \gamma \cdot V^\pi(S_{t+1}) - \mathbb{E}[R_t + \gamma \cdot V^\pi(S_{t+1}) | Z_t, S_t] \right. \right. \\ &\quad \left. \left. - (A_t - \mathbb{E}[A_t | Z_t, S_t]) \cdot \Delta(S_t) \right\} \right] \\ &= (1 - \gamma)^{-1} \cdot \mathbb{E} \left[\hat{\omega}^\pi(S_t) \cdot \hat{\rho}(S_t, Z_t) \cdot \mathbb{E} \left\{ R_t + \gamma \cdot V^\pi(S_{t+1}) - \mathbb{E}[R_t + \gamma \cdot V^\pi(S_{t+1}) | Z_t, S_t] \right. \right. \\ &\quad \left. \left. - (A_t - \mathbb{E}[A_t | Z_t, S_t]) \cdot \Delta(S_t) \middle| Z_t, S_t \right\} \middle| S_t, Z_t \right] \\ &= (1 - \gamma)^{-1} \cdot \mathbb{E} \left[\hat{\omega}^\pi(S_t) \cdot \hat{\rho}(S_t, Z_t) \cdot \left\{ \mathbb{E}[R_t + \gamma \cdot V^\pi(S_{t+1}) | Z_t, S_t] \right. \right. \\ &\quad \left. \left. - \mathbb{E}[R_t + \gamma \cdot V^\pi(S_{t+1}) | Z_t, S_t] - (\mathbb{E}[A_t | Z_t, S_t] - \mathbb{E}[A_t | Z_t, S_t]) \cdot \Delta(S_t) \right\} \right] \\ &= (1 - \gamma)^{-1} \cdot \mathbb{E} \left[\hat{\omega}^\pi(S_t) \cdot \hat{\rho}(S_t, Z_t) \cdot \left\{ 0 - 0 \cdot \Delta(S_t) \right\} \right] = 0. \end{aligned}$$

Scenario 2: Suppose the models in \mathcal{M}_2 and p_a are correctly specified.

In this case, $c(z_t|S_t)$ is also correctly specified since it's a function of p_a and π . Then

$$\begin{aligned}\mathbb{E}[\widehat{\eta}_{\text{DM}}^\pi] &= \mathbb{E}_{s \sim p_0(s)} \left[\sum_{z,a} c(z|s) \cdot p_a(a|s, z) \cdot \widehat{Q}^\pi(s, z, a) \right] \\ &= \mathbb{E}_{S \sim p_\infty^\pi(s), Z \sim p_z} \left[\frac{c(Z|S)}{p_z(Z|S)} \cdot \frac{p_0^\pi(S)}{p_\infty^\pi(S)} \cdot \sum_a p_a(a|Z, S) \cdot \widehat{Q}^\pi(S, Z, a) \right] \\ &= \mathbb{E}_{S \sim p_\infty^\pi(s)} \left[\frac{p_0^\pi(S)}{p_\infty^\pi(S)} \cdot \widehat{V}^\pi(S) \right].\end{aligned}$$

The augmentation terms satisfies

$$\begin{aligned}\mathbb{E}[\widehat{\phi}(O_t)] &= (1 - \gamma)^{-1} \cdot \mathbb{E} \left[\omega^\pi(S_t) \cdot \rho(S_t, Z_t) \cdot \left\{ R_t + \gamma \cdot \widehat{V}^\pi(S_{t+1}) - \sum_{a_t} p_a(a_t|Z_t, S_t) \cdot \widehat{Q}^\pi(S_t, Z_t, a_t) \right. \right. \\ &\quad \left. \left. - (A_t - \mathbb{E}[A_t|Z_t, S_t]) \cdot \widehat{\Delta}(S_t) \right\} \right] \\ &= (1 - \gamma)^{-1} \cdot \mathbb{E} \left[\omega^\pi(S_t) \cdot \frac{c(Z_t|S_t)}{p_z(Z_t|S_t)} \cdot \left\{ R_t + \gamma \cdot \widehat{V}^\pi(S_{t+1}) - \sum_{a_t} p_a(a_t|Z_t, S_t) \cdot \widehat{Q}^\pi(S_t, Z_t, a_t) \right. \right. \\ &\quad \left. \left. - (\mathbb{E}[A_t|Z_t, S_t] - \mathbb{E}[A_t|Z_t, S_t]) \cdot \widehat{\Delta}(S_t) \right\} \right] \\ &= (1 - \gamma)^{-1} \cdot \mathbb{E} \left[\omega^\pi(S_t) \cdot \frac{c(Z_t|S_t)}{p_z(Z_t|S_t)} \cdot \left\{ R_t + \gamma \cdot \widehat{V}^\pi(S_{t+1}) - \sum_{a_t} p_a(a_t|Z_t, S_t) \cdot \widehat{Q}^\pi(S_t, Z_t, a_t) \right\} \right] \\ &= (1 - \gamma)^{-1} \cdot \mathbb{E} \left[\omega^\pi(S_t) \cdot \frac{c(Z_t|S_t)}{p_z(Z_t|S_t)} \cdot R_t \right] + (1 - \gamma)^{-1} \cdot \mathbb{E} \left[\omega^\pi(S_t) \cdot \frac{c(Z_t|S_t)}{p_z(Z_t|S_t)} \right. \\ &\quad \left. \cdot \left\{ \gamma \cdot \widehat{V}^\pi(S_{t+1}) - \sum_{a_t} p_a(a_t|Z_t, S_t) \cdot \widehat{Q}^\pi(S_t, Z_t, a_t) \right\} \right].\end{aligned}$$

Now it remains to show that

$$\mathbb{E}[\widehat{\eta}_{\text{DM}}^\pi] + (1 - \gamma)^{-1} \cdot \mathbb{E} \left[\omega^\pi(S_t) \cdot \frac{c(Z_t|S_t)}{p_z(Z_t|S_t)} \cdot \left\{ \gamma \cdot \widehat{V}^\pi(S_{t+1}) - \sum_{a_t} p_a(a_t|Z_t, S_t) \cdot \widehat{Q}^\pi(S_t, Z_t, a_t) \right\} \right] = 0.$$

Since

$$\begin{aligned}
& (1 - \gamma)^{-1} \cdot \mathbb{E} \left[\omega^\pi(S_t) \cdot \frac{c(Z_t|S_t)}{p_z(Z_t|S_t)} \cdot \left\{ \gamma \cdot \widehat{V}^\pi(S_{t+1}) - \sum_{a_t} p_a(a_t|Z_t, S_t) \cdot \widehat{Q}^\pi(S_t, Z_t, a_t) \right\} \right] \\
&= (1 - \gamma)^{-1} \cdot \mathbb{E} \left[\omega^\pi(S_t) \cdot \frac{c(Z_t|S_t)}{p_z(Z_t|S_t)} \cdot \left\{ \gamma \cdot \widehat{V}^\pi(S_{t+1}) - \sum_{a_t} p_a(a_t|Z_t, S_t) \cdot \widehat{Q}^\pi(S_t, Z_t, a_t) \right\} \right] \\
&= (1 - \gamma)^{-1} \cdot \mathbb{E}_{S \sim p_\infty} \left[\omega^\pi(S) \cdot \frac{c(Z|S)}{p_z(Z|S)} \cdot \gamma \cdot \widehat{V}^\pi(S^*) \right] \\
&\quad - (1 - \gamma)^{-1} \cdot \mathbb{E}_{S \sim p_\infty} \left[\omega^\pi(S) \cdot \frac{c(Z|S)}{p_z(Z|S)} \cdot \sum_a p_a(a|Z, S) \cdot \widehat{Q}^\pi(S, Z, a) \right] \\
&= (1 - \gamma)^{-1} \cdot \mathbb{E}_{S \sim p_\infty} \left[\omega^\pi(S) \cdot \frac{c(Z|S)}{p_z(Z|S)} \cdot \gamma \cdot \widehat{V}^\pi(S^*) \right] \\
&\quad - (1 - \gamma)^{-1} \cdot \mathbb{E}_{S \sim p_\infty} \left[\omega^\pi(S) \sum_{a,z} c(z|S) \cdot p_a(a|z, S) \cdot \widehat{Q}^\pi(S, z, a) \right] \\
&= (1 - \gamma)^{-1} \cdot \mathbb{E}_{S \sim p_\infty} \left[\omega^\pi(S) \cdot \frac{c(Z|S)}{p_z(Z|S)} \cdot \gamma \cdot \widehat{V}^\pi(S^*) \right] - (1 - \gamma)^{-1} \cdot \mathbb{E}_{S \sim p_\infty} \left[\omega^\pi(S) \cdot \widehat{V}^\pi(S) \right] = [1] + [2].
\end{aligned}$$

By plugging in the definition for $\omega^\pi(s)$, we have

$$\begin{aligned}
[1] + [2] &= (1 - \gamma)^{-1} \cdot \mathbb{E}_{S \sim p_\infty} \left[\omega^\pi(S) \cdot \frac{c(Z|S)}{p_z(Z|S)} \cdot \gamma \cdot \widehat{V}^\pi(S^*) \right] - (1 - \gamma)^{-1} \cdot \mathbb{E}_{S \sim p_\infty} \left[\omega^\pi(S) \cdot \widehat{V}^\pi(S) \right] \\
&= \mathbb{E}_{S \sim p_\infty} \left[\sum_{t=0}^{\infty} \gamma^t \frac{p_t^\pi(S)}{p_\infty(S)} \cdot \frac{c(Z|S)}{p_z(Z|S)} \cdot \gamma \cdot \widehat{V}^\pi(S^*) \right] - (1 - \gamma)^{-1} \cdot \mathbb{E}_{S^* \sim p_\infty} \left[\omega^\pi(S^*) \cdot \widehat{V}^\pi(S^*) \right] \\
&= \mathbb{E}_{S \sim p_\infty} \left[\sum_{t=0}^{\infty} \gamma^{t+1} \cdot \frac{p_t^\pi(S)}{p_\infty(S)} \cdot \frac{c(Z|S)}{p_z(Z|S)} \cdot \widehat{V}^\pi(S^*) \right] - \mathbb{E}_{S^* \sim p_\infty} \left[\sum_{t=0}^{\infty} \gamma^t \cdot \frac{p_t^\pi(S^*)}{p_\infty(S^*)} \cdot \widehat{V}^\pi(S^*) \right] \\
&= \mathbb{E}_{S \sim p_\infty} \left[\sum_{t=0}^{\infty} \gamma^{t+1} \cdot \frac{p_t^\pi(S)}{p_\infty(S)} \cdot \frac{c(Z|S)}{p_z(Z|S)} \cdot \widehat{V}^\pi(S^*) \right] - \mathbb{E}_{S^* \sim p_\infty} \left[\sum_{t=1}^{\infty} \gamma^t \cdot \frac{p_t^\pi(S^*)}{p_\infty(S^*)} \cdot \widehat{V}^\pi(S^*) \right] \\
&\quad - \mathbb{E}_{S^* \sim p_\infty} \left[\frac{p_0^\pi(S^*)}{p_\infty(S^*)} \cdot \widehat{V}^\pi(S^*) \right] \\
&= \mathbb{E}_{S \sim p_\infty} \left[\sum_{t=0}^{\infty} \gamma^{t+1} \cdot \left\{ \frac{p_t^\pi(S)}{p_\infty(S)} \cdot \frac{c(Z|S)}{p_z(Z|S)} - \frac{p_{t+1}^\pi(S^*)}{p_\infty(S^*)} \right\} \cdot \widehat{V}^\pi(S^*) \right] - \mathbb{E}_{S^* \sim p_\infty} \left[\frac{p_0^\pi(S^*)}{p_\infty(S^*)} \cdot \widehat{V}^\pi(S^*) \right].
\end{aligned}$$

Since $\mathbb{E}[\widehat{\eta}_{\text{DM}}^\pi] = \mathbb{E}_{S \sim p_\infty^\pi(S), Z \sim p_z} \left[\frac{p_0^\pi(S)}{p_\infty^\pi(S)} \cdot \widehat{V}^\pi(S) \right]$ can be cancelled with the second term of the last expression, all we need to prove is that

$$\mathbb{E}_{S \sim p_\infty} \left[\left\{ \frac{p_t^\pi(S)}{p_\infty(S)} \cdot \frac{c(Z|S)}{p_z(Z|S)} - \frac{p_{t+1}^\pi(S^*)}{p_\infty(S^*)} \right\} \cdot \widehat{V}^\pi(S^*) \right] = 0, \quad \text{for any } t \in \mathbb{N}.$$

This statement holds naturally because, for any t ,

$$\begin{aligned} \mathbb{E}_{S \sim p_\infty} \left[\frac{p_t^\pi(S)}{p_\infty(S)} \cdot \frac{c(Z|S)}{p_z(Z|S)} \cdot \widehat{V}^\pi(S^*) \right] &= \mathbb{E}_{S \sim p_t^\pi(S)} \left[\frac{c(Z|S)}{p_z(Z|S)} \cdot \widehat{V}^\pi(S^*) \right] \\ &= \mathbb{E}_{S \sim p_t^\pi(S)} \left[\sum_z c(z|S) \cdot \widehat{V}^\pi(S^*) \right] = \mathbb{E}_{S \sim p_t^\pi(S)} \left[(c(z=1|S) + c(z=0|S)) \cdot \widehat{V}^\pi(S^*) \right] \\ &= \mathbb{E}_{S \sim p_t^\pi(S)} \left[\widehat{V}^\pi(S^*) \right] = \mathbb{E}_{S^* \sim p_{t+1}^\pi(S^*)} \left[\widehat{V}^\pi(S^*) \right] = \mathbb{E}_{S \sim p_\infty} \left[\frac{p_{t+1}^\pi(S^*)}{p_\infty(S^*)} \cdot \widehat{V}^\pi(S^*) \right]. \end{aligned} \quad *$$

Therefore, under \mathcal{M}_2 , i.e. when p_a, p_z, ω^π are correctly specified, $\widehat{\eta}_{\text{DR}}$ is consistent to η^π .

Based on the results in both scenarios, the double robustness of our estimator $\widehat{\eta}_{\text{DR}}$ thus holds.

C.2 Asymptotic Normality

For the simplicity of notations, we drop the subscript and denote our final DR estimator as $\widehat{\eta}$. First, let's define the oracle estimator $\widehat{\eta}^*$ as

$$\widehat{\eta}^* := \eta_{\text{DM}}^* + (NT)^{-1} \sum_{i,t} \phi^*(O_{i,t}),$$

where we use the star sign in superscript to indicate that all of the models in η_{DM} and ϕ are substituted by their ground truth. To be more clear, we define $\eta_{\text{DM}}^* := \eta_{\text{DM}}^\pi(p_a, Q^\pi)$, and $\phi^*(O_{i,t}) := \phi(O_{i,t}, p_a, Q^\pi, p_z, \omega^\pi)$. Similarly, to emphasize the dependence of $\widehat{\eta}_{\text{DM}}^\pi$ and $\widehat{\phi}$ on nuisance functions, we denote $\widehat{\eta}_{\text{DM}}^\pi := \eta_{\text{DM}}^\pi(\widehat{p}_a, \widehat{Q}^\pi)$, and $\widehat{\phi}(O_{i,t}) := \phi(O_{i,t}, \widehat{p}_a, \widehat{Q}^\pi, \widehat{p}_z, \widehat{\omega}^\pi)$.

The proof of Section C.2 is decomposed to two steps. In Step 1, we will show that our DR estimator, $\widehat{\eta}$, is asymptotically equivalent to the oracle estimator $\widehat{\eta}^*$ by proving

$\|\hat{\eta} - \hat{\eta}^*\| = o_p(N^{-\frac{1}{2}})$. In Step 2, we will illustrate the asymptotic normality of our oracle estimator $\hat{\eta}^*$, and prove that the asymptotic variance indeed reaches the semiparametric efficiency bound.

Step 1: show that $\|\hat{\eta} - \hat{\eta}^*\| = o_p(N^{-\frac{1}{2}})$.

According to the assumption in Theorem 2, all of the nuisance functions, i.e. $\hat{p}_z, \hat{p}_a, \hat{Q}^\pi$ and $\hat{\omega}^\pi$, converge in L_2 -norm to their oracle values with rates no smaller than $1/4$. That is, there exist a constant $\alpha \geq 1/4$, such that

$$\begin{aligned} \sqrt{\mathbb{E}_{s \sim p_\infty} \mathbb{E} |\hat{p}_z(z|s) - p_z(z|s)|^2} &= O_p(N^{-\alpha}), & \sqrt{\mathbb{E}_{s \sim p_\infty} \mathbb{E} |\hat{p}_a(a|z, s) - p_a(a|z, s)|^2} &= O_p(N^{-\alpha}), \\ \sqrt{\mathbb{E}_{s \sim p_\infty} \mathbb{E} |\hat{Q}^\pi(s, z, a) - Q^\pi(s, z, a)|^2} &= O_p(N^{-\alpha}), & \sqrt{\mathbb{E}_{s \sim p_\infty} \mathbb{E} |\hat{\omega}^\pi(s) - \omega^\pi(s)|^2} &= O_p(N^{-\alpha}). \end{aligned}$$

Based on definition of oracle estimator, we can decompose the difference between $\hat{\eta}$ and $\hat{\eta}^*$ as

$$\begin{aligned} \hat{\eta} - \hat{\eta}^* &= \left[\eta_{\text{DM}}^\pi(\hat{p}_a, \hat{Q}^\pi) - \eta_{\text{DM}}^\pi(p_a, Q^\pi) \right] + \frac{1}{NT} \sum_{i,t} \left[\phi(O_{i,t}, \hat{p}_a, \hat{Q}^\pi, \hat{p}_z, \hat{\omega}^\pi) - \phi(O_{i,t}, p_a, Q^\pi, p_z, \omega^\pi) \right] \\ &:= \Delta^{(1)} + \Delta^{(2)} + \Delta^{(3)}, \end{aligned} \tag{35}$$

where we define

$$\begin{aligned} \Delta^{(1)} &= \left[\eta_{\text{DM}}^\pi(p_a, \hat{Q}^\pi) - \eta_{\text{DM}}^\pi(p_a, Q^\pi) \right] + \frac{1}{NT} \sum_{i,t} \left[\phi(O_{i,t}, p_a, \hat{Q}^\pi, p_z, \omega^\pi) - \phi(O_{i,t}, p_a, Q^\pi, p_z, \omega^\pi) \right], \\ \Delta^{(2)} &= \left[\eta_{\text{DM}}^\pi(\hat{p}_a, \hat{Q}^\pi) - \eta_{\text{DM}}^\pi(p_a, \hat{Q}^\pi) \right] + \frac{1}{NT} \sum_{i,t} \left[\phi(O_{i,t}, \hat{p}_a, \hat{Q}^\pi, p_z, \omega^\pi) - \phi(O_{i,t}, p_a, \hat{Q}^\pi, p_z, \omega^\pi) \right], \\ \Delta^{(3)} &= \frac{1}{NT} \sum_{i,t} \left[\phi(O_{i,t}, \hat{p}_a, \hat{Q}^\pi, \hat{p}_z, \hat{\omega}^\pi) - \phi(O_{i,t}, \hat{p}_a, \hat{Q}^\pi, p_z, \omega^\pi) \right]. \end{aligned} \tag{36}$$

To finish the proof of this step, it suffice to show that the three terms in (36) are all $o_p(N^{-1/2})$ for any $\hat{p}_z, \hat{p}_a, \hat{Q}^\pi$ and $\hat{\omega}^\pi$ in a neighborhood of their true values.

For the brevity of content, we will only give a sketch of the proof and detail on just one term for illustration purpose.

Let's first consider $\Delta^{(1)}$. According to the double robustness property that will be proved in Theorem 3, for any \hat{Q}^π that may be misspecified in $\Delta^{(1)}$, we have $\mathbb{E}[\Delta^{(1)}] = 0$. Define \mathcal{Q}^π as a neighborhood of Q^π . We construct an empirical operator \mathbb{G}_N as

$$\mathbb{G}_N(\hat{Q}^\pi) = \sqrt{N} \left\{ \Delta^{(1)}(p_a, \hat{Q}^\pi, p_z, \omega^\pi) - \mathbb{E}[\Delta^{(1)}(p_a, \hat{Q}^\pi, p_z, \omega^\pi)] \right\},$$

Define a function class $\mathcal{F}_Q = \{ \eta_{\text{DR}}(p_a, \hat{Q}^\pi, p_z, \omega^\pi) - \eta_{\text{DR}}(p_a, Q^\pi, p_z, \omega^\pi) : \hat{Q}^\pi \in \mathcal{Q}^\pi \}$ with $\eta_{\text{DR}}(p_a, Q^\pi, p_z, \omega^\pi) = \sum_{z_0, a_0} c(z_0|S_0)p_a(a_0|z_0, S_0)Q^\pi(S_0, z_0, a_0) + \frac{1}{T} \sum_{t=1}^T \phi(O_t, p_a, Q^\pi, p_z, \omega^\pi)$. It can be proved that \mathcal{F}_Q is a VC-type class. By applying the Maximal Inequality specialized to VC type classes (Chernozhukov et al., 2014), one can show that $\sup_{\hat{Q}^\pi \in \mathcal{Q}^\pi} \|\mathbb{G}_N(\hat{Q}^\pi)\| = o_p(1)$, which further indicates that

$$\sup_{\hat{Q}^\pi \in \mathcal{Q}^\pi} \left\| \Delta^{(1)}(p_a, \hat{Q}^\pi, p_z, \omega^\pi) \right\| = \sup_{\hat{Q}^\pi \in \mathcal{Q}^\pi} \left\| \Delta^{(1)}(p_a, \hat{Q}^\pi, p_z, \omega^\pi) - \mathbb{E}[\Delta^{(1)}(p_a, \hat{Q}^\pi, p_z, \omega^\pi)] \right\| = o_p(N^{-1/2}).$$

Therefore, as long as \hat{Q}^π converges in L_2 norm to its oracle value with rate $\alpha > 1/4$, we have $\Delta^{(1)} = o_p(N^{-1/2})$. [See Van Der Vaart et al. (1996) for details.]

Next, let's consider $\Delta^{(2)}$. This term can be further decomposed as

$$\begin{aligned} \Delta^{(2)} &= \left[\eta_{\text{DM}}^\pi(\hat{p}_a, \hat{Q}^\pi) - \eta_{\text{DM}}^\pi(p_a, \hat{Q}^\pi) - \eta_{\text{DM}}^\pi(\hat{p}_a, Q^\pi) + \hat{\eta}_{\text{DM}}^\pi(p_a, Q^\pi) \right] \\ &+ \frac{1}{NT} \sum_{i,t} \left[\phi(O_{i,t}, \hat{p}_a, \hat{Q}^\pi, p_z, \omega^\pi) - \phi(O_{i,t}, p_a, \hat{Q}^\pi, p_z, \omega^\pi) - \phi(O_{i,t}, \hat{p}_a, Q^\pi, p_z, \omega^\pi) + \phi(O_{i,t}, p_a, Q^\pi, p_z, \omega^\pi) \right] \\ &+ \left[\eta_{\text{DM}}^\pi(\hat{p}_a, Q^\pi) - \hat{\eta}_{\text{DM}}^\pi(p_a, Q^\pi) \right] + \frac{1}{NT} \sum_{i,t} \left[\phi(O_{i,t}, \hat{p}_a, Q^\pi, p_z, \omega^\pi) - \hat{\phi}(O_{i,t}, p_a, Q^\pi, p_z, \omega^\pi) \right]. \end{aligned}$$

The last line of the equation above, akin to $\Delta^{(1)}$, can be proved to be $o_p(N^{-1/2})$ under the L_2 convergence assumption of \hat{Q}^π . The first two lines, after some manipulations, can be bounded by the product of two nuisance function error terms. To be more specific, let's

consider the first line and prove that it is bound with order $o_p(N^{-1/2})$.

$$\begin{aligned}
& \left| \eta_{\text{DM}}^\pi(\widehat{p}_a, \widehat{Q}^\pi) - \eta_{\text{DM}}^\pi(p_a, \widehat{Q}^\pi) - \eta_{\text{DM}}^\pi(\widehat{p}_a, Q^\pi) + \widehat{\eta}_{\text{DM}}^\pi(p_a, Q^\pi) \right| \\
&= \left| \frac{1}{N} \sum_{i=1}^N \sum_{z,a} \left\{ \widehat{c}(z|S_{i,0}) \widehat{p}_a(a|z, S_{i,0}) \widehat{Q}^\pi(S_{i,0}, z, a) - c(z|S_{i,0}) p_a(a|z, S_{i,0}) \widehat{Q}^\pi(S_{i,0}, z, a) \right\} \right. \\
&\quad \left. - \frac{1}{N} \sum_{i=1}^N \sum_{z,a} \left\{ \widehat{c}(z|S_{i,0}) \widehat{p}_a(a|z, S_{i,0}) Q^\pi(S_{i,0}, z, a) - c(z|S_{i,0}) p_a(a|z, S_{i,0}) Q^\pi(S_{i,0}, z, a) \right\} \right| \\
&= \left| \frac{1}{N} \sum_{i=1}^N \sum_{z,a} \left\{ \left[\widehat{c}(z|S_{i,0}) \widehat{p}_a(a|z, S_{i,0}) - c(z|S_{i,0}) p_a(a|z, S_{i,0}) \right] \cdot \left[\widehat{Q}^\pi(S_{i,0}, z, a) - Q^\pi(S_{i,0}, z, a) \right] \right\} \right| \\
&\leq \frac{1}{N} \sum_{i=1}^N \sum_{z,a} \left| \widehat{c}(z|S_{i,0}) \widehat{p}_a(a|z, S_{i,0}) - c(z|S_{i,0}) p_a(a|z, S_{i,0}) \right| \cdot \left| \widehat{Q}^\pi(S_{i,0}, z, a) - Q^\pi(S_{i,0}, z, a) \right| \\
&= o_p(N^{-1/4}) \cdot o_p(N^{-1/4}) = o_p(N^{-1/2}),
\end{aligned}$$

where the second last equality is derived from the L_2 convergence of \widehat{p}_a and \widehat{Q}^π with rate $\alpha \geq 1/4$.

The proof of $\Delta^{(3)}$ is also similar to other terms, which is thus omitted. A similar proof can be found in Shi et al. (2022). Therefore, $\|\widehat{\eta} - \widehat{\eta}^*\| = o_p(N^{-\frac{1}{2}})$.

Step 2: show that $\sqrt{N}(\widehat{\eta}^* - \eta^\pi) \xrightarrow{d} \mathcal{N}(0, \sigma_T^2)$, where σ_T^2 is the efficiency bound.

Since $\widehat{\eta}^*$ is the average of N i.i.d. data trajectories, by standard CLT, the oracle estimator $\widehat{\eta}^*$ is asymptotically normal with variance

$$\sigma_T^2 = \text{Var} \left\{ \sum_{s_0, z, a} c(z|s_0) \cdot p_a(a|z, s_0) \cdot Q^\pi(s_0, z, a) \cdot \nu(s_0) + \frac{1}{T} \sum_{t=1}^T \phi(O_t) \right\}.$$

It follows directly from the proof of Theorem 2 that $\sigma_T^2 = CR(\mathcal{M})$.

Therefore, by combining the claims in Step 1 and Step 2, we have

$$\sqrt{N}(\widehat{\eta}_{\text{DR}} - \eta^\pi) \xrightarrow{d} \mathcal{N}(0, \sigma_T^2).$$

The proof of Theorem 3 is thus complete.