

Empirical Bayes When Estimation Precision Predicts Parameters

Jiafeng Chen

Stanford University

jiafeng@stanford.edu

ABSTRACT. Gaussian empirical Bayes methods usually maintain a *precision independence* assumption: The unknown parameters of interest are independent from the known standard errors of the estimates. This assumption is often theoretically questionable and empirically rejected. This paper proposes to model the conditional distribution of the parameter given the standard errors as a flexibly parametrized location-scale family of distributions, leading to a family of methods that we call CLOSE. The CLOSE framework unifies and generalizes several proposals under precision dependence. We argue that the most flexible member of the CLOSE family is a minimalist and computationally efficient default for accounting for precision dependence. We analyze this method and show that it is competitive in terms of the regret of subsequent decisions rules. Empirically, using CLOSE leads to sizable gains for selecting high-mobility Census tracts.

JEL CODES. C10, C11, C44

KEYWORDS. Empirical Bayes, g -modeling, regret, heteroskedasticity, nonparametric maximum likelihood, Opportunity Atlas, Creating Moves to Opportunity

Date: December 10, 2024. This paper is based on the second chapter of my Ph.D. thesis at Harvard University. It was also previously titled “Gaussian Heteroskedastic Empirical Bayes without Independence.” I thank my doctoral advisors, Isaiah Andrews, Elie Tamer, Jesse Shapiro, and Edward Glaeser, for their guidance and generous support. For comments and discussion, I thank two anonymous referees, Harvey Barnhard, Raj Chetty, Dominic Coey, Aureo de Paula, Bryan Graham, Jiaying Gu, Aditya Guntuboyina, Nathaniel Hendren, Keisuke Hirano, Peter Hull, Kenneth Hung, Lawrence Katz, Patrick Kline, Scott Duke Kominers, Soonwoo Kwon, Lihua Lei, Andrew Lo, Michael Luca, Anna Mikusheva, Joris Pinkse, Mikkel Plagborg-Møller, Azeem Shaikh, Suproteem Sarkar, Ashesh Rambachan, David Ritzwoller, Brad Ross, Jonathan Roth, Neil Shephard, Rahul Singh, Asher Spector, Harald Uhlig, Winnie van Dijk, Davide Viviano, Christopher Walker, Chris Walters, and workshop and seminar participants at Brown, Harvard, Penn State, Philadelphia Fed, Rutgers, Princeton, Stanford, the University of Chicago, Berkeley, UCLA, Yale, USC, Paris Econometrics Seminar, California Econometrics Conference, UCSD, Cornell, University of Bonn, LMU Munich, and the University of Mannheim. **Appendix SM10** of this paper supersedes the preprint arXiv:2303.08653. An R implementation of CLOSE is found at <https://github.com/jiafengkevinchen/close>. Replication files are found at <https://github.com/jiafengkevinchen/close-replication>. I am responsible for any and all errors.

1. Introduction

Applied economists often use empirical Bayes methods to shrink noisy parameter estimates, in hopes of accounting for the imprecision in the estimates and improving subsequent decisions. Many such settings¹ can be described by a heteroskedastic Gaussian sequence model with known variances. That is, researchers obtain statistical estimates Y_i and accompanying standard errors σ_i for parameters θ_i associated with units $i = 1, \dots, n$. Motivated by the central limit theorem, we model Y_i as unbiased Gaussian signals on θ_i with known variances σ_i^2 :

$$Y_i \mid \theta_i, \sigma_i \sim \mathcal{N}(\theta_i, \sigma_i^2) \quad i = 1, \dots, n. \quad (1.1)$$

Loosely speaking, empirical Bayes methods improve decisions—e.g., estimating θ_i or identifying units with high θ_i —by pooling strength across the many estimates $(Y_i, \sigma_i)_{i=1}^n$ and accounting for differing levels of noise σ_i .

Commonly used empirical Bayes methods often assume *precision independence*—that the known standard errors σ_i do not predict the underlying parameters θ_i (i.e., $\sigma_i \perp \theta_i$). However, precision independence is economically questionable and empirically rejected in many contexts. Inappropriately imposing it can harm empirical Bayes decisions, possibly even making them underperform decisions without shrinkage. Motivated by these concerns, this paper introduces and analyzes empirical Bayes methods that allow for precision dependence.

To be concrete, our empirical application (Bergman et al., 2024) uses empirical Bayes methods to shrink raw economic mobility estimates (Y_i, σ_i) of low-income children, curated by Chetty et al. (2020). Here, θ_i represents true unobserved economic mobility of low-income children from Census tract i . In this context, precision independence assumes that the standard errors of these estimates do not predict true economic mobility. However, more upwardly mobile Census tracts tend to have noisier estimates, in part because they contain fewer low-income households. Consequently, the standard errors σ_i and true mobility θ_i are positively correlated.

¹Empirical Bayes methods are applicable whenever many parameters for heterogeneous populations are estimated in tandem. These settings include value-added modeling (Angrist et al., 2017; Mountjoy and Hickman, 2021; Chandra et al., 2016; Doyle et al., 2017; Hull, 2018; Einav et al., 2022; Abaluck et al., 2021), place-based effects (Chyn and Katz, 2021; Finkelstein et al., 2021; Chetty et al., 2020; Chetty and Hendren, 2018; Diamond and Moretti, 2021; Baum-Snow and Han, 2019; Aloni and Avivi, 2023), discrimination (Kline et al., 2022; Kline et al., 2023; Rambachan, 2021; Egan et al., 2022; Arnold et al., 2022; Montiel Olea et al., 2021), meta-analysis (Azevedo et al., 2020; Meager, 2022; Andrews and Kasy, 2019; Elliott et al., 2022; Wernerfelt et al., 2022; DellaVigna and Linos, 2022; Abadie et al., 2023), and correlated random effects in panel data (Chamberlain, 1984; Arellano and Bonhomme, 2009; Bonhomme et al., 2020; Bonhomme and Manresa, 2015; Liu et al., 2020; Giacomini et al., 2023; Bonhomme and Denis, 2024).

In this context, imposing precision independence can be costly for decision-making. Bergman et al. (2024) select high-mobility Census tracts by choosing those with high empirical Bayes posterior means (i.e., shrinkage estimates). Under precision independence, empirical Bayes methods shrink all estimates to their *unconditional* mean (i.e., $\mathbb{E}[\theta_i]$) and shrink noisier estimates more aggressively. If θ_i and σ_i are positively correlated, such shrinkage tends to systematically *underestimate* true mobility of high- σ_i tracts. This can harm subsequent selection decisions, if we wish to target high-mobility—hence disproportionately high- σ_i —tracts.² In contrast, screening on shrinkage estimates computed by our methods selects substantially more mobile tracts.

To introduce empirical Bayes methods, let us return to the Gaussian model (1.1). Under this setup, empirical Bayes methods are rationalized as approximations of unknown optimal decisions. Assume that (θ_i, σ_i) are drawn randomly from some distribution. Then the optimal, infeasible decisions take the form of Bayes decision rules for an *oracle Bayesian*, whose prior is the unknown distribution of (θ_i, σ_i) . Empirical Bayes methods emulate these oracle decisions by estimating the oracle’s prior from the data. For instance, *shrinkage estimation*, discussed so far, corresponds to using the estimated posterior means of θ_i given (Y_i, σ_i) as a decision rule for predicting $\theta_1, \dots, \theta_n$. Under this backdrop, precision independence further simplifies the problem of estimating the oracle’s prior, but introduces poor performance when it fails to hold.

This paper has two contributions. First, we propose a flexible but tractable framework for modeling precision dependence that nests various proposals in the literature. Our methods are then natural estimation strategies under this framework. Section 2 models $\theta_i \mid \sigma_i$ as a conditional location-scale family,³ controlled by σ_i -dependent location hyperparameter $m_0(\sigma) = \mathbb{E}[\theta \mid \sigma]$ and scale hyperparameter $s_0^2(\sigma) = \text{Var}(\theta \mid \sigma)$. Under this assumption, different values of σ_i translate, compress, or dilate the distribution $\theta_i \mid \sigma_i$, but the underlying shape G_0 of this distribution is constant over σ_i . This model subsumes precision independence as the special case where the location and scale parameters are constant functions of σ_i .

²For a few measures of economic mobility where precision independence is severely violated, we find that screening on conventional estimates selects *less* economically mobile tracts, on average, than screening on the unshrunk estimates. Fortunately, for the measure of economic mobility (mean income rank pooling over all demographic groups whose parents are at the 25th percentile of household income) used in Bergman et al. (2024), the violation of precision independence is sufficiently mild, so that screening on these empirical Bayes shrinkage estimates still outperforms screening on the raw estimates.

³A location-scale family with shape G , indexed by location m and scale s , is a set of distributions with cumulative distribution functions (CDFs) $F_{m,s}(t) = G\left(\frac{t-m}{s}\right)$ as m and s vary. For instance, the family $\mathcal{N}(m, s^2)$ is location-scale with shape $G(t) = \Phi(t)$, for Φ the standard Gaussian CDF.

This model naturally gives rise to a family of conditional location-scale empirical Bayes methods—which we call CLOSE—by estimating the hyperparameters $(m_0(\sigma), s_0(\sigma), G_0)$. The CLOSE framework also makes estimating these objects highly tractable. The location and scale hyperparameters $m_0(\cdot), s_0(\cdot)$ can be written as conditional moments of $Y \mid \sigma$, reducing their estimation to learning conditional expectation functions. Subsequently, given $(m_0(\cdot), s_0(\cdot))$, it is possible to normalize the data (Y_i, σ_i) so as to remove precision dependence. After normalization, one could then apply conventional empirical Bayes methods that impose precision independence to estimate the remaining hyperparameter G_0 .

The CLOSE framework unifies and generalizes several proposals in the literature (among others, Kline et al., 2023; Weinstein et al., 2018; George et al., 2017; Ignatiadis and Wager, 2019). These proposals can be viewed as specific modeling and estimation choices for (m_0, s_0, G_0) . Various subsets of these proposals emphasize a nonparametric perspective for modeling and estimating various entries of (m_0, s_0, G_0) ; thus, a natural way to generalize is to adopt a nonparametric perspective for all of them. In particular, we advocate for using nonparametric regression to estimate $(m_0(\cdot), s_0(\cdot))$ and for using *nonparametric maximum likelihood* (NPMLE) to estimate G_0 (Kiefer and Wolfowitz, 1956; Jiang and Zhang, 2009; Koenker and Mizera, 2014). We refer to this variant as CLOSE-NPMLE. We view CLOSE-NPMLE as a flexible, minimalist, and computationally efficient default, in the absence of substantive knowledge that motivates further restrictions on (m_0, s_0, G_0) .

The second contribution of the paper is a theoretical analysis of CLOSE-NPMLE in [Section 3](#). Our main result ([Theorems 1 and 2](#)) establishes that, under the CLOSE assumptions, CLOSE-NPMLE emulates the oracle Bayesian as well as possible in terms of squared error loss. Specifically, we establish upper and lower bounds for the squared error *Bayes regret* for CLOSE-NPMLE. These upper and lower bounds match up to logarithmic factors in the number of observations, indicating that CLOSE-NPMLE attains a regret rate that is approximately minimax optimal. These results extend existing regret guarantees for NPMLE-based empirical Bayes to account for precision dependence (Soloff et al., 2024; Jiang, 2020; Jiang and Zhang, 2009; Saha and Guntuboyina, 2020). The key technical difficulty is accounting for estimation error in m_0 and s_0 , which feed into NPMLE estimation.

We enrich our main result in two additional ways. First, to assess robustness of CLOSE-NPMLE to the CLOSE assumption, we study a population version of CLOSE-NPMLE under misspecification of the location-scale model. [Theorem 3](#) finds that its worst-case risk—under arbitrarily different shapes of $\theta_i \mid \sigma_i$ as a function of σ_i —is within a bounded multiple of the risk of a minimax procedure. Second, we also extend our guarantee for squared error regret to the Bayes regret for two ranking-related decision problems, including the

problem of selecting high-mobility tracts in Bergman et al. (2024). **Theorem 4** shows that the Bayes regret in squared error dominates the Bayes regret for these other decision problems. Coupled with **Theorem 1**, this implies that CLOSE-NPMLE has good performance for these ranking-related problems as well.

To illustrate our method, **Section 4** applies CLOSE to two empirical exercises (Chetty et al., 2020; Bergman et al., 2024). The first exercise is a simulation calibrated to the Opportunity Atlas, the dataset published by Chetty et al. (2020). For all 15 measures of economic mobility that we consider, CLOSE-NPMLE improves over all alternative methods and captures over 90% of possible mean-squared error (MSE) gains relative to no shrinkage, whereas conventional empirical Bayes methods capture only 70% on average and as little as 50% for some.

The second exercise evaluates the out-of-sample performance of various procedures for the selecting high-mobility Census tracts (Bergman et al., 2024), using an out-of-sample validation procedure based on the coupled bootstrap that we introduce (Oliveira et al., 2021). Bergman et al. (2024) use empirical Bayes procedures to select high-mobility Census tracts in Seattle. In an exercise that mimics theirs, we find that CLOSE-NPMLE selects more economically mobile tracts than conventional methods. Conventional methods, on the other hand, frequently select less mobile tracts than screening based on the noisy estimates directly. The improvements of CLOSE-NPMLE over the standard method are on median 2.6 times the *value of basic empirical Bayes*—that is, the improvements the standard method delivers over screening on the raw estimates Y_i directly. Therefore, for this application, if one finds using the standard empirical Bayes method a worthwhile methodological investment, then the additional gain of using CLOSE is likewise meaningful.

2. Model and proposed method

2.1. Empirical Bayes assumptions. We observe estimates Y_i and their standard errors σ_i for parameters θ_i , over populations $i \in \{1, \dots, n\}$. We maintain two assumptions that are standard in the empirical Bayes literature (Gilraine et al., 2020; Jiang, 2020; Soloff et al., 2024; Gu and Koenker, 2023; Gu and Walters, 2022; Walters, 2024).

First, we assume throughout that the estimates are conditionally Gaussian with known variances equal to σ_i^2 and are independent across i (1.1). The Gaussian model (1.1) is heuristically motivated by a central limit theorem applied to the underlying micro-data. This assumption is not without loss: We ignore the fact that the central limit theorem is only an approximation and treat the Normality as exact. As a concrete example (cf. Example 2 in Walters, 2024), suppose $\theta_i = \mathbb{E}_{Q_i}[Y_{ij}]$ is the population mean of some variable

$Y_{ij} \sim Q_i$ drawn from population Q_i . A natural estimator Y_i of θ_i is the sample mean of Y_{i1}, \dots, Y_{in_i} . A natural estimate for the variance of Y_i is $\sigma_i^2 = n_i^{-2} \sum_{j=1}^{n_i} (Y_{ij} - Y_i)^2$. By standard arguments, as $n_i \rightarrow \infty$, $\sigma_i^{-1}(Y_i - \theta_i) \xrightarrow{d} \mathcal{N}(0, 1)$. This heuristically motivates (1.1) by replacing “ \xrightarrow{d} ” with “ \sim .”⁴

Second, we assume that (θ_i, σ_i) are random and sampled i.i.d. from some distribution. Since empirical Bayes methods estimate the distribution of (θ_i, σ_i) , it is natural to think of (θ_i, σ_i) as random. As a minor technical perspective, throughout, we condition on $\sigma_{1:n} = (\sigma_1, \dots, \sigma_n)$ and treat them as fixed. Thus, we think of θ_i as drawn independently but not necessarily identically:

$$\theta_i \mid \sigma_i \stackrel{\text{i.n.i.d.}}{\sim} G_{(i)}. \quad (2.1)$$

Let $P_0 \equiv (G_{(1)}, \dots, G_{(n)})$ denote the conditional distribution $\theta_{1:n} \mid \sigma_{1:n}$.

Throughout, we focus on a setting without additional covariates X_i , returning to accommodating for covariates in the empirical application (Section 4). Our methods generalize immediately to settings with covariates X_i —as long as $Y_i \mid X_i, \theta_i, \sigma_i \sim \mathcal{N}(\theta_i, \sigma_i^2)$ —by treating X_i symmetrically as σ_i . We focus on σ_i since it is always present in heteroskedastic empirical Bayes settings, and it enters the likelihood of Y_i unlike other covariates. Likewise, for simplicity, we focus on a setting where $(Y_i, \theta_i, \sigma_i)$ are independently distributed: We briefly discuss dependence across i in Appendix OA4.1.

Under these assumptions, empirical Bayes methods are desirable for decision making: They approximate optimal but infeasible decision rules. To see this, consider a decision problem with loss function $L(\delta, \theta_{1:n})$ that evaluates an action δ at a vector of parameters $\theta_{1:n}$. The optimal decision—in terms of expected loss $\mathbb{E}_{P_0}[L(\cdot, \theta_{1:n}) \mid \sigma_{1:n}]$ over $(Y_i, \theta_i) \mid \sigma_i$ —chooses actions that minimize the posterior expected loss under prior P_0 :

$$\delta^*(Y_{1:n}, \sigma_{1:n}; P_0) \in \arg \min_{\delta} \mathbb{E}_{P_0}[L(\delta, \theta_{1:n}) \mid Y_{1:n}, \sigma_{1:n}]. \quad (2.2)$$

For this reason, we refer to δ^* as the oracle Bayes decision rule, and think of it as the Bayes decision rule for an oracle whose prior is P_0 . δ^* is infeasible since we do not know P_0 . To remedy, empirical Bayes methods seek to approximate the oracle Bayes rule δ^* . Naturally,

⁴Note too that $Y_i - \theta_i = O_P(n_i^{-1/2})$ and $\sigma_i - n_i^{-1/2} \text{Var}_{Q_i}(Y_{ij}) = O_P(n_i^{-1})$, and so the estimation error in σ_i is negligible compared to the estimation error in Y_i , thereby heuristically justifying treating the estimated standard error σ_i as the true variance of Y_i .

one recipe is to plug an estimate \hat{P} for P_0 into (2.2):⁵

$$\delta_{\text{EB}}(Y_{1:n}, \sigma_{1:n}; \hat{P}) \in \arg \min_{\delta} \mathbf{E}_{\hat{P}}[L(\delta, \theta_{1:n}) \mid Y_{1:n}, \sigma_{1:n}]. \quad (2.3)$$

For the decision problem where $L(\delta, \theta_{1:n}) = \frac{1}{n} \sum_{i=1}^n (\delta_i - \theta_i)^2$ is mean-squared error, (2.3) generates empirical Bayes posterior means $\mathbf{E}_{\hat{P}}[\theta_i \mid Y_i, \sigma_i]$, often referred to as shrinkage estimates (James and Stein, 1961; Efron and Morris, 1973).

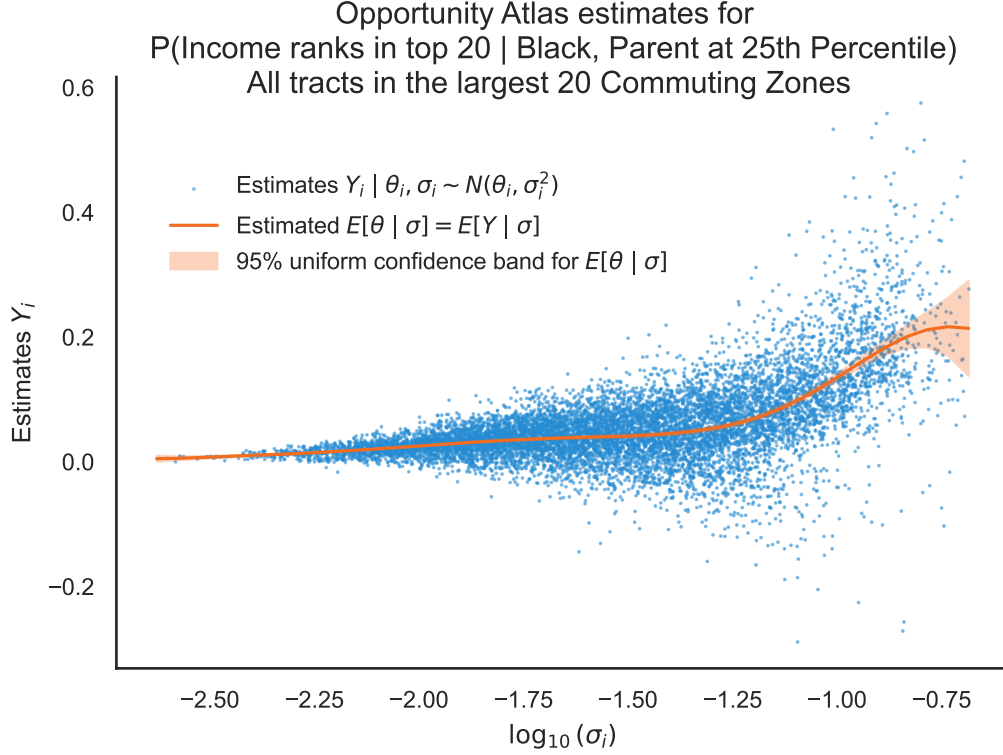
To simplify the estimation of P_0 , popular empirical Bayes methods often assume *precision independence*: $\theta_i \perp \sigma_i$, or, equivalently, $G_{(1)} = \dots = G_{(n)}$ in (2.1) and equal to some distribution $G_{(0)}$. For instance, the standard parametric empirical Bayes method models $G_{(i)}$ as i.i.d. Gaussian, $G_{(0)} \sim \mathcal{N}(m_0, s_0^2)$ (Morris, 1983). State-of-the-art empirical Bayes methods relax the parametric assumptions on $G_{(0)}$ and estimate $G_{(0)}$ with *nonparametric maximum likelihood*, or NPMLE (Jiang, 2020; Gilraine et al., 2020; Soloff et al., 2024). Henceforth, we refer to these methods as INDEPENDENT-GAUSS and INDEPENDENT-NPMLE, respectively. The “INDEPENDENT” here emphasizes the precision independence.

2.2. Precision independence and its violation. Despite its convenience, precision independence may be economically implausible, and imposing it may cause empirical Bayes methods to underperform. We illustrate this with an application to the Opportunity Atlas (Chetty et al., 2020). There, one published measure of economic mobility θ_i of tract i defines it as the probability that a Black individual becomes relatively high-income (i.e., having family income in the top 20 percentiles nationally) after growing up relatively poor in tract i (i.e., with parents at the 25th percentile nationally).

Intuitively, Census tracts with more low-income Black households should have more precise estimates of θ_i , simply because there is a larger sample size to estimate θ_i . However, it is likely that these tracts are also on average poorer and are thus less economically mobile. Thus, these Census tracts should have smaller σ_i but also lower θ_i , meaning that (σ_i, θ_i) are positively correlated.

As this economic intuition predicts, precision independence is readily rejected for this measure of economic mobility. Figure 1 plots the estimates Y_i against their standard errors, overlaying an estimate of the conditional mean function $m_0(\sigma_i) \equiv \mathbb{E}[\theta_i \mid \sigma_i] = \mathbb{E}[Y_i \mid \sigma_i]$. If θ_i were independent of σ_i , then the true conditional mean function $m_0(\sigma_i)$ should be constant. Figure 1 shows the contrary—tracts with more imprecisely estimated Y_i indeed tend to have higher θ_i .

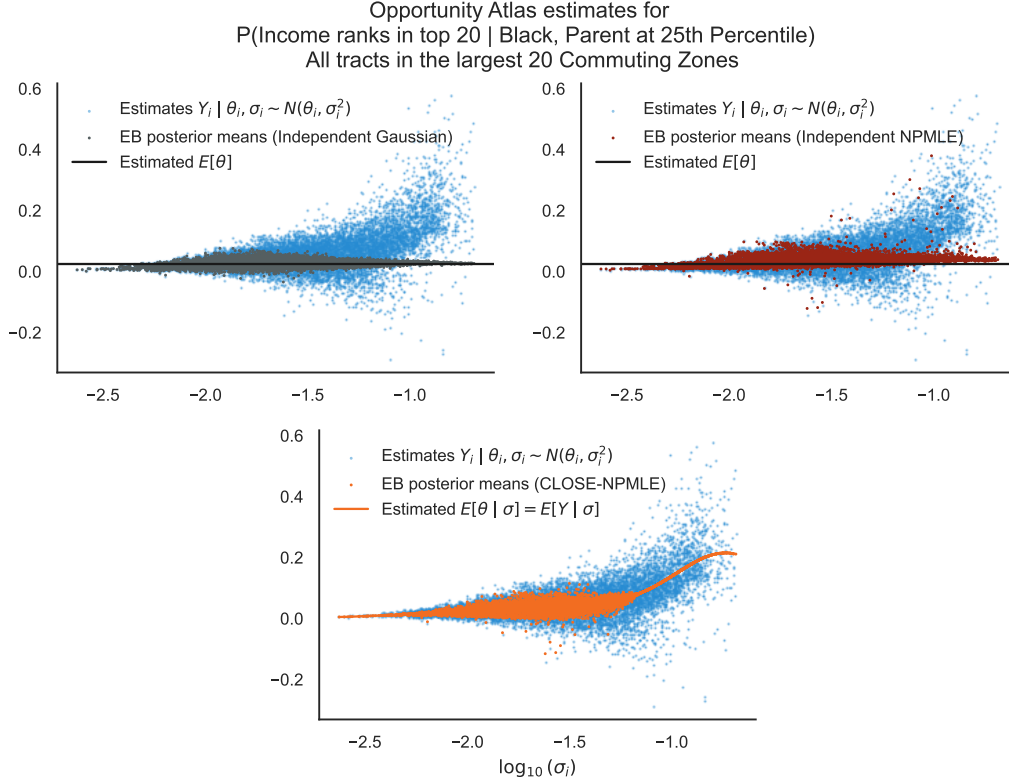
⁵To emphasize the distinction between the true expectation with respect to the data-generating process (2.1) and a posterior mean taken with respect to some possibly estimated measure \hat{P} , we shall use \mathbb{E} to refer to the former and \mathbf{E} to refer to the latter. Subscripts typically make the distinction clear as well.



Notes. All tracts within the largest 20 Commuting Zones are shown. Due to the regression specification in Chetty et al. (2020), point estimates of $\theta_i \in [0, 1]$ do not always lie within $[0, 1]$. The orange line plots nonparametric regression estimates of the conditional mean $\mathbb{E}[Y \mid \sigma] = \mathbb{E}[\theta \mid \sigma] \equiv m_0(\sigma)$, estimated via local linear regression implemented by Calonico et al. (2019). The orange shading shows a 95% uniform confidence band, constructed by the max- t confidence set over 50 equally spaced evaluation points. See Appendix SM8 for details on estimating conditional moments of θ_i given σ_i . \square

FIGURE 1. Scatter plot of Y_i against $\log_{10}(\sigma_i)$ in Chetty et al. (2020)

What happens if we apply empirical Bayes methods that assume precision independence here? Figure 2 overlays empirical Bayes posterior means on the scatterplot. In the top left panel, INDEPENDENT-GAUSS shrinks Y_i towards a common estimated mean \hat{m}_0 , depicted as the black line. When σ_i and θ_i are positively correlated, estimated posterior means under INDEPENDENT-GAUSS systematically undershoot θ_i for tracts with imprecise estimates. Similarly, the top right panel of Figure 2 shows that INDEPENDENT-NPMLE suffers from the same undershooting. In contrast, the bottom panel of Figure 2 previews our preferred procedure, CLOSE-NPMLE, which shrinks towards the conditional mean $\mathbb{E}[\theta_i \mid \sigma_i]$, thus avoiding the undershooting.

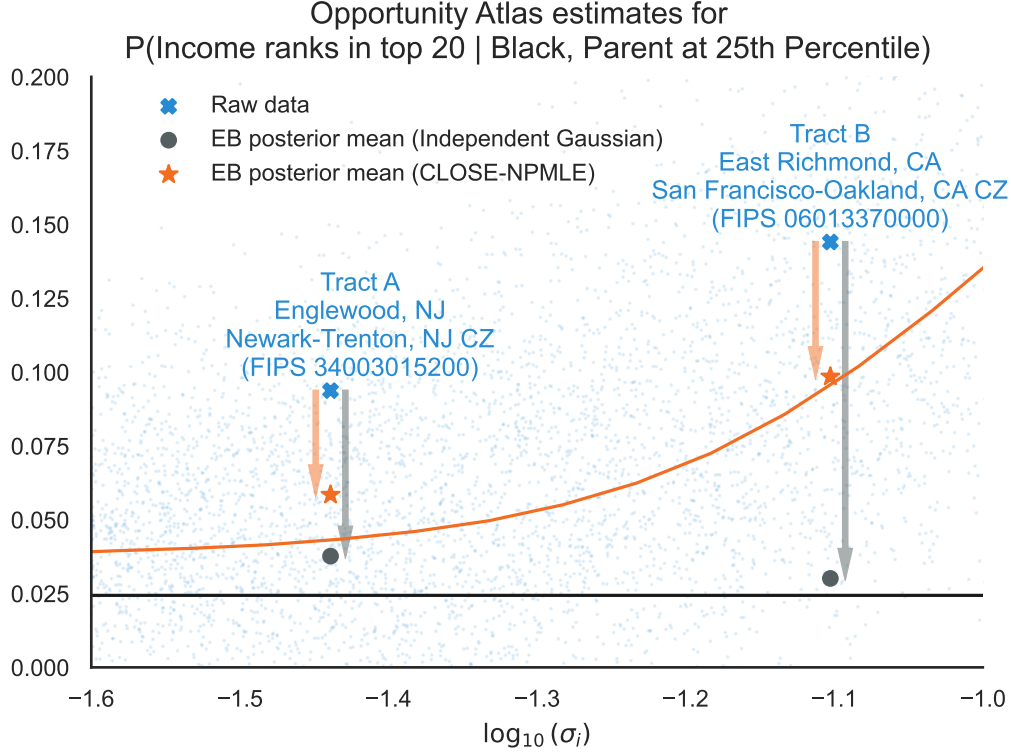


Notes. The top left panel shows posterior mean estimates with INDEPENDENT-GAUSS. The top right panel shows the same with INDEPENDENT-NPMLE. The bottom panel displays posterior mean estimates from our preferred procedure, CLOSE-NPMLE. In the top panels, the estimates for the unconditional mean and variance of θ_i are weighted by the precision $1/\sigma_i^2$, following Bergman et al. (2024). \square

FIGURE 2. Posterior mean estimates under precision independence

Nonetheless, posterior means from INDEPENDENT-GAUSS or INDEPENDENT-NPMLE may still be better predictors, on average, for θ_i in mean-squared error than the noisy Y_i (James and Stein, 1961; Efron and Morris, 1975). However, the undershooting for large σ_i is particularly problematic if one hopes instead to *select* high-mobility Census tracts based on these posterior means, as in Bergman et al. (2024). On average, high-mobility tracts are exactly those with high σ_i . Underestimating mobility for these tracts thus leads to sub-optimal selections that may even underperform screening directly based on Y_i (see, also, Mehta, 2019).

To see this, Figure 3 zooms into a subregion of Figure 1 and highlights two Census tracts, one in Englewood, NJ, and one in Richmond, CA—referring to them by tracts A and B , respectively. Demographically, tract A is 77% nonwhite according to the 2010 Census, and



Notes. This plot shows a subregion of Figure 1 and highlights two Census tracts. The two tracts are those with $\log_{10}(\sigma_i) < -1.1$ with the highest Y_i , for which the selection decisions from INDEPENDENT-GAUSS and CLOSE-NPMLE disagree. Like Bergman et al. (2024), the selection decisions aim to select 1/3 of Census tracts so as to maximize the average θ_i selected, by screening for the top 1/3 of empirical Bayes posterior means (formally, see Decision Problem 3). \square

FIGURE 3. Ranking decisions for two Census tracts

tract B is 57% nonwhite, contributing to different σ_i 's. Tract A has a lower raw estimate Y_i than tract B ($Y_A < Y_B$); and tracts with similar σ_i to tract A , on average, also have lower estimates than those similar to tract B (i.e., $\hat{m}(\sigma_A) < \hat{m}(\sigma_B)$). Either gap between the two tracts is substantial.⁶ These observations are compelling evidence in favor of $\theta_B > \theta_A$: If one would like to select a Census tract to recommend, then, between A and B , one is probably better off recommending tract B .

However, INDEPENDENT-GAUSS shrinks both to an estimate of the unconditional mean, which results in a higher posterior mean estimate for tract A . In doing so—fooled by an

⁶Both $Y_B - Y_A$ and $\hat{m}(\sigma_B) - \hat{m}(\sigma_A)$ are about five percentage points. For reference, an estimate of the unconditional standard deviation of θ_i is 3.7 percentage points.

excessively low shrinkage target for tract B —INDEPENDENT-GAUSS recommends tract A over B instead. In contrast, our preferred method (CLOSE-NPMLE) computes posterior means that preserve the more plausible ordering of the two tracts. We do so by modeling the conditional distribution of $\theta_i \mid \sigma_i$ more flexibly, which we turn to now.

2.3. Conditional location-scale modeling of precision dependence. We propose the following *conditional location-scale model* as a relaxation: For a distribution G_0 normalized to have zero mean and unit variance, θ_i has the following representation

$$\theta_i = m_0(\sigma_i) + s_0(\sigma_i)\tau_i \quad \text{where} \quad \tau_i \mid \sigma_i \stackrel{\text{i.i.d.}}{\sim} G_0 \quad \eta_0(\cdot) \equiv (m_0(\cdot), s_0(\cdot)). \quad (2.4)$$

(2.4) states that the conditional distribution $\theta \mid \sigma$ depends on σ via $m_0(\sigma)$ and $s_0(\sigma)$. The function $m_0(\cdot)$ translates the *location* of the distribution and the function $s_0(\cdot)$ controls the *scaling*. The underlying *shape* of the distribution is governed by $\tau_i \sim G_0$ and is restricted by (2.4) to be invariant across different σ_i values. By the normalization of G_0 , we can think of $m_0(\cdot)$ as the conditional mean of $\theta_i \mid \sigma_i$ and $s_0^2(\cdot)$ as the conditional variance.

Applying the empirical Bayes recipe (2.3) amounts to estimating the unknown hyperparameters (η_0, G_0) . Estimating $\eta_0 = (m_0(\cdot), s_0(\cdot))$ is straightforward, as η_0 can be written as conditional moments of $Y_i \mid \sigma_i$:

$$m_0(\sigma) = \mathbb{E}[\theta \mid \sigma] = \mathbb{E}[Y \mid \sigma] \quad \text{and} \quad s_0^2(\sigma) = \text{Var}(\theta \mid \sigma) = \text{Var}(Y \mid \sigma) - \sigma^2. \quad (2.5)$$

Estimating η_0 thus reduces to estimating conditional expectation functions.

Estimating G_0 is more complicated. We do so by normalizing away the precision dependence. Consider transforming (Y_i, σ_i) into (Z_i, ν_i) , defined by $Z_i \equiv \frac{Y_i - m_0(\sigma_i)}{s_0(\sigma_i)}$ and $\nu_i \equiv \frac{\sigma_i}{s_0(\sigma_i)}$. Note that (2.4) implies that

$$Z_i \mid \tau_i, \nu_i^2 \sim \mathcal{N}(\tau_i, \nu_i^2) \quad \tau_i \mid \sigma_i, \nu_i \stackrel{\text{i.i.d.}}{\sim} G_0. \quad (2.6)$$

(2.6) makes clear that, first, the transformed triplet (Z_i, τ_i, ν_i) obeys an analogue of the Gaussian model (1.1), where Z_i is a noisy Gaussian signal on τ_i with variance ν_i^2 . Second, precision independence holds in (2.6), since $\tau_i \mid \nu_i \stackrel{\text{i.i.d.}}{\sim} G_0$.

This observation motivates the following strategy: First, estimate m_0 and s_0 with $\hat{m}(\cdot)$ and $\hat{s}(\cdot)$ so as to transform (Y_i, σ_i) into $(\hat{Z}_i, \hat{\nu}_i)$:

$$\hat{Z}_i = \frac{Y_i - \hat{m}(\sigma_i)}{\hat{s}(\sigma_i)} \quad \text{and} \quad \hat{\nu}_i = \frac{\sigma_i}{\hat{s}(\sigma_i)}. \quad (2.7)$$

Second, apply empirical Bayes methods that assume precision independence on $(\hat{Z}_i, \hat{\nu}_i)$ to estimate G_0 . This leads to a family of empirical Bayes strategies that we refer to as conditional location-scale empirical Bayes, or CLOSE:

CLOSE-STEP 1 Estimate $m_0(\sigma)$, $s_0^2(\sigma)$ according to (2.5).

CLOSE-STEP 2 With the estimates $\hat{\eta} = (\hat{m}, \hat{s})$, transform the data according to (2.7). Apply empirical Bayes methods under precision independence to estimate G_0 with some \hat{G}_n on the transformed data $(\hat{Z}_i, \hat{\nu}_i)$.

CLOSE-STEP 3 Having estimated $(\hat{\eta}, \hat{G}_n)$ and hence having obtained \hat{P} , we then form empirical Bayes decision rules following (2.3).

This framework produces a family of empirical Bayes strategies, since **CLOSE-STEP 1** and **CLOSE-STEP 2** can take different forms that practitioners can plug and play. When there are additional covariates X_i (independent of the noise $\frac{Y_i - \theta_i}{\sigma_i}$), researchers can choose instead to model $m_0(\sigma_i, X_i)$ and $s_0(\sigma_i, X_i)$ that include these covariates, and estimate G_0 after normalizing by $m_0(\sigma_i, X_i)$ and $s_0(\sigma_i, X_i)$.

This paper focuses on a particular implementation which we call CLOSE-NPMLE. It uses nonparametric regression for **CLOSE-STEP 1** and NPMLE for **CLOSE-STEP 2**. We recommend this method as a flexible default and primarily analyze it in Section 3. We conclude this section with several self-contained discussions on implementations of these two steps, the rationale for (2.4) and CLOSE-NPMLE, and other miscellaneous issues.

2.4. Discussions.

2.4.1. Implementation. For **CLOSE-STEP 1**, one can exploit (2.5) by plugging in estimates of conditional expectation functions. For $\hat{\mathbb{E}}[\cdot \mid \sigma]$ an estimator of conditional means, we may let $\hat{m}(\sigma) = \hat{\mathbb{E}}[Y \mid \sigma]$ and $\hat{s}(\sigma) = \hat{\mathbb{E}}[(Y - \hat{m}(\sigma))^2 \mid \sigma] - \sigma^2$. The estimator $\hat{\mathbb{E}}[\cdot \mid \sigma]$ itself may be nonparametric or based on judiciously chosen parametric models (see Walters, 2024, for suggestions of the latter). The estimation of η_0 should also impose known support restrictions on η_0 . For instance, the conditional variance estimate \hat{s}_0 should be non-negative (see Remark 1), and the conditional mean estimate should be within the support of θ_i . Our subsequent theoretical results simply assume that the estimators for $m_0(\cdot)$, $s_0(\cdot)$ are well-behaved and are uniformly accurate.

For **CLOSE-STEP 2**, one could again model G_0 nonparametrically or parametrically. As a flexible, performant, and minimalist default in absence of stronger views on the shape G_0 , we focus on using NPMLE to estimate G_0 (Koenker and Gu, 2019). Formally, the NPMLE \hat{G}_n maximizes the log-likelihood of \hat{Z}_i , whose marginal distribution is the convolution $G_0 \star \mathcal{N}(0, \hat{\nu}_i^2)$: For $\varphi(\cdot)$ the Gaussian probability density function and $\mathcal{P}(\mathbb{R})$ the set of all distributions supported on \mathbb{R} , we maximize

$$\hat{G}_n \in \arg \max_{G \in \mathcal{P}(\mathbb{R})} \frac{1}{n} \sum_{i=1}^n \log \int_{-\infty}^{\infty} \varphi \left(\frac{\hat{Z}_i - \tau}{\hat{\nu}_i} \right) \frac{1}{\hat{\nu}_i} G(d\tau). \quad (2.8)$$

TABLE 1. Various existing methods fit into the CLOSE framework

	Step 1	Step 2
Weinstein et al. (2018)	Partition-based nonparametric estimator for m_0, s_0^2	$G_0 \sim \mathcal{N}(0, 1)$
George et al. (2017)	Parametric models for m_0, s_0^2	$G_0 \sim \mathcal{N}(0, 1)$
Chamberlain (1984)	Parametric models for m_0, s_0^2	$G_0 \sim \mathcal{N}(0, 1)$
Efron (2016)	Constant m_0, s_0^2	G_0 nonparametric (log-spline sieves)
Kline et al. (2023)	Constant m_0 , parametric model for s_0^2	G_0 nonparametric (log-spline sieves)
INDEPENDENT-NPMLE	Constant m_0, s_0^2	G_0 nonparametric
INDEPENDENT-GAUSS	Constant m_0, s_0^2	$G_0 \sim \mathcal{N}(0, 1)$
Ignatiadis and Wager (2019)	Nonparametric m_0 , constant s_0^2	$G_0 \sim \mathcal{N}(0, 1)$
Jiang and Zhang (2010)	Constant $m_0, s_0(\sigma) = \sigma$ (see Remark 2)	G_0 nonparametric

In practice, we approximate $\mathcal{P}(\mathbb{R})$ with finitely-supported distributions on a grid in order to compute (2.8) (Koenker and Mizera, 2014).⁷

On the other hand, a default *parametric* model for G_0 is to simply assume that $G_0 \sim \mathcal{N}(0, 1)$, which we refer to as CLOSE-GAUSS. This approach amounts to using INDEPENDENT-GAUSS on the transformed estimates (Z_i, ν_i) , with knowledge that the prior G_0 has zero mean and unit variance. Under this model, the oracle Bayes posterior means are:

$$\delta_{\text{CLOSE-GAUSS}}^*(Y_i, \sigma_i) = \frac{\sigma_i^2}{s_0^2(\sigma_i) + \sigma_i^2} m_0(\sigma_i) + \frac{s_0^2(\sigma_i)}{s_0^2(\sigma_i) + \sigma_i^2} Y_i. \quad (2.9)$$

Despite being rationalized under the assumption $\theta_i \mid \sigma_i \sim \mathcal{N}(m_0(\sigma_i), s_0^2(\sigma_i))$, this oracle (2.9) enjoys strong robustness properties⁸ even without the location-scale model (2.4) and the assumption that $G_0 \sim \mathcal{N}(0, 1)$. First, (2.9) is the optimal linear-in- Y decision rule for estimating θ_i in squared error (Weinstein et al., 2018); second, (2.9) is minimax in the sense that it minimizes the worst-case mean squared error over choices of $G_{(1)}, \dots, G_{(n)}$ among all decision rules (see Lemmas SM9.2 and SM9.3 for formal statements, respectively). This method performs almost as well as CLOSE-NPMLE in our empirical exercises.

⁷Koenker and Gu (2017) provide an efficient software implementation for (2.8), which we use throughout. In terms of grid choice, theoretically, the only downside of a finer grid is computational burden. Ideally, adjacent grid points should have a sufficiently small and economically insignificant gap between them. In our empirical exercises, since the distribution G_0 of τ_i have zero mean and unit variance, we find that a fine grid within $[-6, 6]$ (e.g., 400 equally spaced grid points), with a coarse grid on $[\min_i \hat{Z}_i, \max_i \hat{Z}_i] \setminus [-6, 6]$ (e.g., 100 equally spaced grid points), performs well. Our subsequent theory accommodates an approximate maximizer of the likelihood, and thus accommodates the discretization (Assumption 1).

⁸Theorem 3 shows that oracle versions of CLOSE-NPMLE satisfy analogous but weaker robustness properties when the location-scale model fails.

2.4.2. *The location-scale assumption and CLOSE-NPMLE.* We argue that the location-scale assumption provides a unifying framework for a number of existing methods, and CLOSE-NPMLE is a natural generalization of these methods within this framework. We also briefly speculate how to generalize beyond CLOSE-NPMLE.

Several existing methods can be thought of as implementations of CLOSE by making different choices in **CLOSE-STEP 1** and **CLOSE-STEP 2**. Table 1 summarizes how these methods fit into the CLOSE framework. Among these methods, some choose nonparametric models for **CLOSE-STEP 1** and some choose nonparametric models for **CLOSE-STEP 2**. For instance, Weinstein et al. (2018) propose CLOSE-GAUSS, with a partition-based nonparametric estimator for m_0, s_0^2 ; Kline et al. (2023) model $\theta_i \mid \sigma_i$ as a scale family, indexed by some parametric functional form $s_0(\sigma) = s_0(\sigma; \beta)$, but model G_0 flexibly using a log-spline sieve (Efron, 2016); and George et al. (2017) propose a fully Bayesian model whose components feature parametric choices for m_0, s_0 with $G_0 \sim \mathcal{N}(0, 1)$.

While the right modeling approach likely depends on the particular empirical context, various subsets of these proposals emphasize being flexible in at least one of the two steps. Thus, absent substantive knowledge that motivates more restrictive assumptions, a natural default that unifies these approaches is to be flexible in both steps. Among nonparametric methods, CLOSE-NPMLE may be particularly attractive due to its minimalism: The NPMLE is free of tuning parameters (Koenker and Gu, 2019), and tuning parameter choices for nonparametric regression are relatively well-understood (Calonico et al., 2019; Armstrong and Kolesár, 2018). That said, at a high level, when precision dependence is an issue, any approach that models and estimates m_0, s_0, G_0 well is likely to perform well.

While CLOSE-NPMLE naturally generalizes the existing methods in Table 1, one might consider methods that do not impose (2.4) and are even more flexible. These methods are potentially more theoretically and computationally cumbersome: For instance, we can show that these flexible methods can no longer transform Y_i into some $Z_i = h(Y_i, \sigma_i)$ so as to exploit precision independence on the transformed model $Z_i \mid \tau(\theta_i, \sigma_i), \sigma_i$.⁹ In this sense, these methods must depart substantially from those that impose precision independence.

A natural approach is to estimate NPMLE locally around σ values, and we consider these approaches important venues of future work. One might consider discretizing observed σ_i values into bins and apply INDEPENDENT-NPMLE within each bin.¹⁰ A smoother—but

⁹This is because transforms that preserve linear exponential family structure are necessarily affine. Exponential family structure is important for empirical Bayes because Tweedie’s formula holds (Efron, 2011; Efron, 2022). For an affine transform, the only way for $Z_i = a(\sigma_i) + b(\sigma_i)Y_i$ to satisfy precision independence is if (2.4) holds. See Lemma OA4.2 for a precise statement.

¹⁰Our Monte Carlo exercise in Section 4 uses a similar approach to construct a Monte Carlo data-generating process. Thus, the oracle performance in the Monte Carlo is the best-case scenario for the performance of

more computationally intensive—alternative is to estimate the posterior at some given σ by considering only observations with $\sigma_i \in [\sigma - h, \sigma + h]$ and again use INDEPENDENT-NPMLE for these observations. For these methods, the number of bins and bandwidth h are tuning parameters. While we anticipate ad hoc choices of tuning parameters to perform well, a proper theoretical analysis likely needs to link tuning choices to smoothness in the conditional distribution $\sigma \mapsto f_{Y|\sigma}(\cdot | \sigma)$ with respect to certain distributional distances. The corresponding regularity conditions thus seem more complex than smoothness conditions for conditional expectations required by CLOSE-NPMLE.

2.4.3. Additional remarks.

Remark 1 (Negative \hat{s}^2 estimates). Analogue estimators for $s_0^2(\sigma_i) = \text{Var}(Y_i | \sigma_i) - \sigma_i^2$ may take negative values.¹¹ In our experience, truncating \hat{s} at zero does not seem to cause bad performance when computing posterior means. Nevertheless, in [Appendix SM8](#) and the software implementation, we propose a heuristic but data-driven truncation rule that produces strictly positive \hat{s} , borrowing from a statistics literature on estimating non-centrality parameters for non-central χ^2 distributions (Kubokawa et al., 1993). ■

Remark 2 (Other transformations). We summarize and compare CLOSE to two methodological alternatives to CLOSE, deferring a detailed discussion on these and on several others to [Appendix OA4.2](#). First, Jiang and Zhang (2010) propose applying NPMLE on the t -ratio $Z_i = Y_i/\sigma_i \sim \mathcal{N}(\theta_i/\sigma_i, 1)$; similar approaches are used in Efron (2016) and Kline et al. (2022). For estimating θ_i , one then uses $\hat{\theta}_i = \sigma_i \cdot \mathbf{E}_{\hat{G}_n}[\theta_i/\sigma_i | Z_i]$. Interpreting $\hat{\theta}_i$ as an estimated posterior mean $\mathbb{E}_{P_0}[\theta_i | Y_i, \sigma_i]$ requires that $\theta_i/\sigma_i \perp\!\!\!\perp \sigma_i$ —meaning that (2.4) holds with $s_0(\sigma_i) = \sigma_i$ and constant $m_0(\cdot)$. Thus this t -ratio approach can be viewed as a particular instance of CLOSE, if we wish to endow it with an empirical Bayesian interpretation.

Second, when Y_i and θ_i are sample and population means of binary outcomes, the estimated variance of Y_i is mechanically correlated with θ_i : $\sigma_i^2 = \frac{Y_i(1-Y_i)}{n_i}$. A variance-stabilizing transform, e.g. $Z_i = \arcsin \sqrt{Y_i}$ (Brown, 2008), results in *approximately* Gaussian $Z_i \sim \mathcal{N}(\arcsin \sqrt{\theta_i}, \frac{1}{4n_i})$ without the mechanical dependence. However, it is still possible that n_i predicts θ_i , and when that happens, proper modeling of $\theta_i | n_i$ —e.g., via an analogue of (2.4)—can continue to improve performance. ■

this procedure. There, we find CLOSE-NPMLE performs well relative to the oracle and thus to this procedure ([Figure 4](#)).

¹¹The negative estimated variance phenomenon is in part caused by estimation noise in $\text{Var}(Y_i | \sigma_i)$. However, in our empirical application, there is some evidence that observations with large estimated σ_i 's are underdispersed for the measures of economic mobility in the Opportunity Atlas (see [Appendix OA5.1](#)). Armstrong et al. (2022) propose a Bayesian estimator for the conditional variance.

3. Theoretical results

As a review, we observe $(Y_i, \sigma_i)_{i=1}^n$, where (θ_i, σ_i) satisfies (2.4) and $(Y_i, \theta_i, \sigma_i)$ obeys (1.1). The procedure CLOSE-NPMLE transforms the data (Y_i, σ_i) into $(\hat{Z}_i, \hat{\nu}_i)$, with estimated conditional moments $\hat{\eta} = (\hat{m}, \hat{s})$ for $\eta_0 = (m_0, s_0)$ in **CLOSE-STEP 1**. It then estimates G_0 via NPMLE (2.8) on $(\hat{Z}_i, \hat{\nu}_i)_{i=1}^n$. This section introduces a few statistical guarantees on the performance of CLOSE-NPMLE in terms of *regret*. To unify presentation, we first review decision theory primitives and introduce regret.

Let $\delta(Y_{1:n}, \sigma_{1:n})$ be a *decision rule* mapping the data $(Y_{1:n}, \sigma_{1:n})$ to *actions*. Recall that $L(\delta, \theta_{1:n})$ denotes a *loss function* mapping actions and parameters to a scalar. Let $R_B(\delta; P_0) = \mathbb{E}_{P_0}[L(\delta, \theta_{1:n}) \mid \sigma_{1:n}]$ be the *Bayes risk* of δ under P_0 . The oracle Bayes decision rule δ^* (2.2) is optimal in the sense that it minimizes R_B . Thus, a natural performance measure for the empirical Bayesian (2.3) is the gap between the Bayes risks of δ_{EB} and δ^* . We refer to this quantity as *Bayes regret*:

$$\text{BayesRegret}_n(\delta_{EB}) = \mathbb{E}_{P_0}[L(\delta_{EB}, \theta_{1:n}) - L(\delta^*, \theta_{1:n}) \mid \sigma_{1:n}] \quad (3.1)$$

where the right-hand side integrates over the randomness in $\theta_{1:n}, Y_{1:n}$, and, by extension, \hat{P} . If an empirical Bayes method achieves low Bayes regret, then it successfully imitates the decisions of the oracle Bayesian, and its decisions are thus approximately optimal. Our results show that Bayes regret for CLOSE-NPMLE vanishes quickly as a function of n .

Remark 3 (Fixed vs. random θ). Our results consider asymptotic optimality, in terms of (3.1), of the empirical Bayes decision rule when $\theta_i \mid \sigma_i$ is randomly sampled from P_0 , following a recent literature on nonparametric empirical Bayes (Jiang, 2020; Soloff et al., 2024). A separate literature considers instead the frequentist risk $R_F(\theta_{1:n}; \sigma_{1:n}) \equiv \mathbb{E}[L(\delta, \theta_{1:n}) \mid \theta_{1:n}, \sigma_{1:n}]$ under fixed $(\theta_{1:n}, \sigma_{1:n})$ (Robbins, 1956). For instance, James and Stein (1961), Bock (1975), Brown (2008), and Weinstein et al. (2018) consider shrinkage estimators that dominate $\delta_i = Y_i$ uniformly for all configurations of $\theta_{1:n}$. Xie et al. (2012) and Kwon (2023) consider choosing decision rules within a restricted class that minimize an unbiased estimate of R_F . In particular, Xie et al. (2012) can be thought of as implementing INDEPENDENT-GAUSS with different ways of estimating the hyperparameters in $\theta_i \mid \sigma_i \stackrel{\text{i.i.d.}}{\sim} \mathcal{N}(m_0, s_0^2)$, and Weinstein et al. (2018) can be thought of as implementing CLOSE-GAUSS.

While these guarantees for R_F are preserved even if we further average the frequentist risk over $\theta_{1:n} \mid \sigma_{1:n} \sim P_0$, they are distinct from upper bounding (3.1).¹² In particular,

¹²For instance, the oracle Bayes rule for mean-squared error may not dominate $\delta_i = Y_i$ in R_F uniformly for all $\theta_{1:n}$. Conversely, decisions that merely dominate $\delta_i = Y_i$ may still be quite far from the oracle Bayes rule.

they may leave much on the table if R_B is targeted. Moreover, these guarantees in R_F are typically restricted to MSE. Our example in [Figure 3](#) shows that reasonable decisions for MSE may not be reasonable for subsequent selection decisions. As a simple example, [Bock \(1975\)](#) considers spherical shrinkage rules of the form $\delta_i = c\left(\sum_j Y_j^2\right) Y_i$ for some function $c(\cdot)$. However, despite dominating no-shrinkage in MSE, δ_i does not change the ranking of different units, and hence does not improve on ranks over Y_i . ■

In what follows, we use the symbol C to denote a generic positive and finite constant which does not depend on n . We use the symbol C_x to denote a generic positive and finite constant that depends only on x , some parameter(s) that describe the problem. Occurrences of the same symbol C, C_x may not refer to the same constants. Since all expectation or probability statements are with respect to the conditional distribution P_0 of $\theta_{1:n} \mid \sigma_{1:n}$, going forward, we treat $\sigma_{1:n}$ as fixed and simply write $\mathbb{E}[\cdot], P(\cdot)$ to denote the expectation and probability over $\theta_{1:n} \mid \sigma_{1:n} \sim P_0$, and we may omit the subscript P_0 or the conditioning on $\sigma_{1:n}$.

3.1. Regret rate in squared error. Our main result concerns the canonical statistical problem of estimating the parameters $\theta_{1:n}$ under MSE.

Decision Problem 1 (Squared-error estimation of $\theta_{1:n}$). The action $\delta = (\delta_1, \dots, \delta_n)$ collects estimates δ_i for parameters θ_i , evaluated with MSE: $L(\delta, \theta_{1:n}) = \frac{1}{n} \sum_{i=1}^n (\delta_i - \theta_i)^2$. The oracle Bayes decision rule $\delta^* = (\theta_1^*, \dots, \theta_n^*)$ here is the posterior mean under P_0 , where $\theta_i^* \equiv \mathbb{E}_{P_0}[\theta_i \mid Y_i, \sigma_i]$. The empirical Bayesian counterpart is $\hat{\theta}_{i,\hat{P}} = \mathbb{E}_{\hat{P}}[\theta_i \mid Y_i, \sigma_i]$. ■

For [Decision Problem 1](#), define MSERegret_n as the excess loss of the empirical Bayes posterior means relative to that of the oracle Bayes posterior means:

$$\text{MSERegret}_n(G, \eta) \equiv \frac{1}{n} \sum_{i=1}^n (\hat{\theta}_{i,G,\eta} - \theta_i)^2 - \frac{1}{n} \sum_{i=1}^n (\theta_i^* - \theta_i)^2,$$

where θ_i^* are the oracle posterior means and $\hat{\theta}_{i,G,\eta}$ are the posterior means under a prior parametrized by (G, η) . The corresponding Bayes regret [\(3.1\)](#) for CLOSE-NPMLE in this decision problem is then the P_0 -expectation of MSERegret_n :

$$\text{BayesRegret}_n = \mathbb{E} \left[\text{MSERegret}_n(\hat{G}_n, \hat{\eta}) \right] = \mathbb{E}_{P_0} \left[\frac{1}{n} \sum_{i=1}^n (\theta_i^* - \hat{\theta}_{i,\hat{G}_n,\hat{\eta}})^2 \right]. \quad (3.2)$$

Equation [\(3.2\)](#) additionally notes that expected MSERegret_n is equal to the expected mean-squared difference between the empirical Bayesian posterior means $\hat{\theta}_{i,\hat{G}_n,\hat{\eta}}$ and their oracle counterpart θ_i^* . Our subsequent results ([Theorems 1 and 2](#)) state upper and lower bounds

for BayesRegret_n , over a class of data generating processes $\mathcal{P}_0 \ni P_0$. We now introduce and discuss the assumptions on \mathcal{P}_0 .

3.1.1. Assumptions for regret upper bound. We first assume that \hat{G}_n is an approximate maximizer of the log-likelihood on the transformed data $(\hat{Z}_i, \hat{\nu}_i)$ satisfying some support restrictions. This is not restrictive, as the actual maximizers of the log-likelihood function satisfy it (Proposition 4, Soloff et al. (2024)). This assumption also accommodates for the fact that the NPMLE is approximated by a discrete distribution on a grid.

Assumption 1. Let $\psi_i(Z_i, \hat{\eta}, G) \equiv \log(\int_{-\infty}^{\infty} \varphi\left(\frac{\hat{Z}_i - \tau}{\hat{\nu}_i}\right) G(d\tau))$ be the objective function in (2.8), ignoring the factor $1/\hat{\nu}_i$ that does not involve G . We assume that \hat{G}_n satisfies

$$\frac{1}{n} \sum_{i=1}^n \psi_i(Z_i, \hat{\eta}, \hat{G}_n) \geq \sup_{H \in \mathcal{P}(\mathbb{R})} \frac{1}{n} \sum_{i=1}^n \psi_i(Z_i, \hat{\eta}, H) - \kappa_n \quad (3.3)$$

for tolerance $\kappa_n = \frac{2}{n} \log(\frac{n}{\sqrt{2\pi}e})$. Moreover, we require that \hat{G}_n has support points within $[\min_i \hat{Z}_i, \max_i \hat{Z}_i]$. To ensure that κ_n is positive, we assume that $n \geq 7 = \lceil \sqrt{2\pi}e \rceil$.¹³

We now state further assumptions on \mathcal{P}_0 beyond (2.4). First, we assume that G_0 is sufficiently thin-tailed such that its moments to grow slowly.¹⁴ The thickness of its tail is parametrized by $\alpha \in (0, 2]$, which subsequently affects the log factors in Theorem 1.

Assumption 2. The distribution G_0 has zero mean, unit variance, and admits simultaneous moment control: For some $\alpha \in (0, 2]$ and $A_0 > 0$ such that for all $p > 0$, $(\mathbb{E}_{\tau \sim G_0}[|\tau|^p])^{1/p} \leq A_0 p^{1/\alpha}$.

Next, Assumption 3 imposes that members of \mathcal{P}_0 have various variance parameters uniformly bounded away from zero and ∞ . This is a standard assumption in the literature, maintained likewise by Jiang (2020) and Soloff et al. (2024).

Assumption 3. The variances $(\sigma_{1:n}, s_0)$ admit lower and upper bounds: There are positive reals $\sigma_\ell, \sigma_u, s_{0\ell}, s_{0u} > 0$ such that, for all i and all $\sigma \in (\sigma_\ell, \sigma_u)$, $\sigma_\ell < \sigma_i < \sigma_u$ and $s_{0\ell} < s_0(\sigma) < s_{0u}$.

Lastly, we require that $m_0(\cdot)$ and $s_0(\cdot)$ satisfy some smoothness restrictions. We also require that $\hat{m}(\cdot)$ and $\hat{s}(\cdot)$ satisfy some corresponding regularity conditions. Let $C_{A_1}^p([\sigma_\ell, \sigma_u])$

¹³The constants $\kappa_n \asymp \frac{1}{n} \log(n)$ also feature in Jiang (2020) to ensure that the fitted likelihood is bounded away from zero. The particular constants in κ_n simplify expressions and are not material to the result.

¹⁴An equivalent statement to Assumption 2 is that there exists $a_1, a_2 > 0$ such that $\mathbb{P}_{G_0}(|\tau| > t) \leq a_1 \exp(-a_2 t^\alpha)$ for all $t > 0$. Note that when $\alpha = 2$, G_0 is subgaussian, and when $\alpha = 1$, G_0 is subexponential (see the definitions in Vershynin, 2018). Assumption 2 is slightly stronger than requiring that all moments exist for G_0 , and weaker than requiring G_0 to have a moment-generating function. Similar tail assumptions feature in the theoretical literature on empirical Bayes (Soloff et al., 2024; Jiang and Zhang, 2009; Jiang, 2020).

be the Hölder class of order $p \geq 1$ with maximal Hölder norm $A_1 > 0$ supported on $[\sigma_\ell, \sigma_u]$ (Section 2.7.1, van der Vaart and Wellner, 1996).

Assumption 4. Assume that

(1) The true conditional moments are Hölder-smooth: $m_0, s_0 \in C_{A_1}^p([\sigma_\ell, \sigma_u])$.

Additionally, let $\beta_0 > 0$ be a constant. Assume that the estimators for m_0 and s_0 , $\hat{\eta} = (\hat{m}, \hat{s})$, satisfy:

(2) For all sufficiently large $C_{1,\mathcal{H}} > 0$ and all n ,

$$\mathbb{P} \left(\|\hat{\eta} - \eta_0\|_\infty > C_{1,\mathcal{H}} n^{-\frac{p}{2p+1}} (\log n)^{\beta_0} \right) < \frac{1}{n^2}$$

where $\|\eta\|_\infty \equiv \max(\|m\|_\infty, \|s\|_\infty)$ for $\eta = (m, s)$.

(3) $\hat{\eta}$ takes values in \mathcal{V} almost surely: $\mathbb{P}(\hat{m} \in \mathcal{V}, \hat{s} \in \mathcal{V}) = 1$, where \mathcal{V} is a set of functions supported on $[\sigma_\ell, \sigma_u]$ that (i) is uniformly bounded $\sup_{f \in \mathcal{V}} \|f\|_\infty \leq C_{A_1}$ and (ii) admits the metric entropy bound $\log N(\epsilon, \mathcal{V}, \|\cdot\|_\infty) \leq C_{A_1,p,\sigma_\ell,\sigma_u} (1/\epsilon)^{1/p}$.

(4) The conditional variance estimator respects the conditional variance bounds in **Assumption 3**: $\mathbb{P} \left(\frac{s_{0\ell}}{2} < \hat{s} < 2s_{0u} \right) = 1$.

Assumption 4 is a Hölder smoothness assumption on the conditional moments m_0 and s_0 , which is a standard regularity condition for nonparametric regression. Moreover, it is also a high-level assumption on the quality of the estimation procedure for (\hat{m}, \hat{s}) . It expects that \hat{m}, \hat{s} are accurate in $\|\cdot\|_\infty$, belong to a class with manageable metric entropy, and obey the bounds for s_0 .¹⁵

Assumptions 2 to 4 specify a class of distributions \mathcal{P}_0 and estimators $\hat{\eta} = (\hat{m}(\cdot), \hat{s}(\cdot))$ regulated by a set of hyperparameters $\mathcal{H} = (\sigma_\ell, \sigma_u, s_\ell, s_u, A_0, A_1, \alpha, \beta_0, p)$. Our subsequent theoretical results are uniform over \mathcal{P}_0 for a fixed \mathcal{H} .

3.1.2. MSE regret results. Our main result is a non-asymptotic upper bound for (3.2): The MSE regret of CLOSE-NPMLE converges to zero no slower than $n^{-\frac{2p}{2p+1}} (\log n)^C$.

¹⁵**Assumption 4(2)** is slightly stronger than an estimation rate requirement $\|\hat{\eta} - \eta_0\|_\infty = O_P(n^{-p/(2p+1)} (\log n)^{\beta_0})$, in the sense that the probability of large deviations are additionally controlled. Local polynomial smoothing estimators can attain the desired estimation rate of $n^{-p/(2p+1)} (\log n)^{\beta_0}$ in $\|\cdot\|_\infty$ (Tsybakov, 2008; Stone, 1980). Since the data is assumed to be thin-tailed in **Assumption 2**, such estimators also attain the stronger requirement in **Assumption 4(2)**.

For **Assumption 4(3)**, if the m_0 and s_0 are p -Hölder smooth almost surely, we can simply take $\mathcal{V} = C_{A'_1}^p([\sigma_\ell, \sigma_u])$ for some potentially different A'_1 . This can be achieved in practice by, say, projecting estimated parameters $\tilde{\eta}$ to $C_{A_1}([\sigma_\ell, \sigma_u])$ in $\|\cdot\|_\infty$.

Finally, **Assumption 4(4)** also expects the conditional moment estimates $\hat{\eta}$ to respect the boundedness constraints for s_0 . This is mainly so that our results are easier to state.

We show in **Appendix SM8** that a local linear regression estimator (with \hat{s} suitably truncated) satisfies weaker conditions than **Assumption 4(2)–(4)** that are nonetheless sufficient for the conclusion of **Theorem 1**.

Theorem 1. Under *Assumptions 1 to 4*, there exists a constant $C_{0,\mathcal{H}} > 0$ such that the following upper bound holds:

$$\text{BayesRegret}_n = \mathbb{E} \left[\text{MSERegret}_n(\hat{G}_n, \hat{\eta}) \right] \leq C_{0,\mathcal{H}} n^{-\frac{2p}{2p+1}} (\log n)^{\frac{2+\alpha}{\alpha} + 3 + 2\beta_0}. \quad (3.4)$$

Second, we give a corresponding minimax lower bound on the regret, which shows that *Theorem 1* cannot be improved by more than logarithmic factors.

Theorem 2. Fix a set of valid hyperparameters \mathcal{H} . Let $\mathcal{P}(\mathcal{H}, \sigma_{1:n})$ be the set of distributions P_0 on support points $\sigma_{1:n}$ which satisfy (2.4) and *Assumptions 2 to 4* corresponding to \mathcal{H} .¹⁶ For a given P_0 , let $\theta_i^* = \mathbb{E}_{P_0}[\theta_i \mid Y_i, \sigma_i]$ denote the oracle posterior means. Then there exists a constant $c_{\mathcal{H}} > 0$ such that

$$\inf_{\hat{\theta}_{1:n}} \sup_{\substack{\sigma_{1:n} \in (\sigma_\ell, \sigma_u) \\ P_0 \in \mathcal{P}(\mathcal{H}, \sigma_{1:n})}} \mathbb{E}_{P_0} \left[\frac{1}{n} \sum_{i=1}^n (\hat{\theta}_i - \theta_i)^2 - \frac{1}{n} \sum_{i=1}^n (\theta_i^* - \theta_i)^2 \right] \geq c_{\mathcal{H}} n^{-\frac{2p}{2p+1}},$$

where the infimum is taken over all (possibly randomized) estimators of $\theta_{1:n}$.

Theorem 1 continues a recent statistics literature on empirical Bayes methods via NPMLE, by characterizing the effect of an estimated first-step parameter $\hat{\eta}$. Our theory hews closely to—and extends—the results in Jiang (2020) and Soloff et al. (2024), which themselves extend earlier results in the homoskedastic setting (Jiang and Zhang, 2009; Saha and Guntuboyina, 2020). In particular, Soloff et al. (2024) show that the MSE regret rate is of the form $C(\log n)^{\beta \frac{1}{n}}$ under precision independence and assumptions similar to ours. In this context, we show that first-step estimation error degrades this regret rate gracefully, and we link the corresponding regret rate to the smoothness of η_0 . The proof of *Theorem 1* is deferred to the Online Appendix, but its main ideas are outlined in *Appendix A*.

Theorem 2 shows that the rate (3.4) is optimal up to logarithmic factors. These logarithmic factors partly reflect inefficiencies in the proof of *Theorem 1*, but in any case the gap is not large. We prove *Theorem 2* by showing that any good posterior mean estimate $\hat{\theta}_i$ implies a good estimate $\hat{m}(\sigma_i)$ for m_0 for some particular choice of $G_0, \sigma_{1:n}, s_0^2(\cdot)$. Minimax lower bounds for estimation of m_0 (Tsybakov, 2008) then imply lower bounds for estimation of the oracle posterior means θ_i^* (see Ignatiadis and Wager, 2019, for a similar argument in a related setting).

We additionally note that these regret upper bounds readily extend to the case where covariates are present and the location-scale assumption (2.4) is specified with respect to the

¹⁶This result additionally takes the supremum over the support points $\sigma_{1:n}$. This is because the nonparametric regression problem would be “too easy” for certain configurations of $\sigma_{1:n}$. For instance, when $\sigma_{1:n}$ only takes $m \ll n$ unique values, nonparametric regression is possible at rate $\sqrt{m/n}$. For the proof, it suffices to consider $\sigma_{1:n}$ being equally spaced in $[\sigma_\ell, \sigma_u]$.

additional covariates X_i :

$$\theta_i \mid \sigma_i, X_i \sim G_0 \left(\frac{\cdot - m_0(X_i, \sigma_i)}{s_0(X_i, \sigma_i)} \right), \quad (3.5)$$

under smoothness assumptions on $(m_0, s_0, \hat{m}, \hat{s})$ analogous to [Assumption 4](#). The resulting convergence rate would reflect the dimensionality of the covariates, and the term $n^{-\frac{2p}{2p+1}}$ would be replaced with $n^{-\frac{2p}{2p+1+d}}$, where d is the dimension of X .

Taken together, [Theorems 1](#) and [2](#) are statistical optimality guarantees for CLOSE-NPMLE in terms of [Decision Problem 1](#). That is, the worst-case MSE performance gap of CLOSE-NPMLE relative to the oracle contracts at the best possible rate, meaning that CLOSE-NPMLE mimics the oracle as well as possible.

3.2. Robustness to the location-scale assumption (2.4). We prove [Theorems 1](#) and [2](#) imposing the location-scale model (2.4). This is an optimistic assessment of the performance of CLOSE-NPMLE. While (2.4) nests precision independence, it may still be misspecified. This subsection explores the worst-case behavior of CLOSE-NPMLE without (2.4).

We do so by considering an idealized version of CLOSE-NPMLE. So long as $\theta_i \mid \sigma_i$ has two moments, $\eta_0(\cdot) = (m_0(\cdot), s_0(\cdot))$ are well-defined as conditional moments. We will assume that m_0, s_0 are known. Without (2.4), G_0 is ill-defined, but we assume that we obtain some pseudo-true value G_0^* that has zero mean and unit variance. Thus, for estimating $\tau_i = \frac{\theta_i - m_0(\sigma_i)}{s_0(\sigma_i)}$, whose distribution is $\tau_i \mid \sigma_i \sim G_i$, this idealized procedure uses some misspecified prior $G_0^* \neq G_i$, where G_0^* agrees with G_i in the first two moments. The worst-case performance of the procedure that uses G_0^* depends on how far posterior means under G_0^* differs from posterior means under G_i .

We show in [Appendix SM10](#) that this difference is bounded uniformly for all G_0^* satisfying an additional tail assumption. This result implies that the maximum risk of this procedure is at most a constant multiple of the minimax risk; here, the minimaxity is defined with respect to a game between an analyst and an adversary, where the analyst knows m_0, s_0 and hopes to estimate $\theta_{1:n}$, and the adversary chooses the shape of the distribution $\tau_i \mid \sigma_i$. In this game, the oracle version of CLOSE-GAUSS (2.9) is a minimax procedure ([Lemma SM9.3](#)).

Specifically, let $\mathcal{P}(m_0, s_0)$ denote the set of distributions of $\theta_{1:n} \mid \sigma_{1:n}$ where $\mathbb{E}[\theta_i \mid \sigma_i] = m_0(\sigma_i)$ and $\text{Var}(\theta_i \mid \sigma_i) = s_0^2(\sigma_i)$. Let

$$\mathcal{G}_0(\lambda, \epsilon) \equiv \{G_0^* : \mathbb{E}_{G_0^*}[\tau] = 0, \text{Var}_{G_0^*}(\tau) = 1, G_0^*(-z) \vee (1 - G_0^*(z)) \leq \lambda z^{-2-\epsilon} \text{ for all } z > 0\}$$

be the set of mean-zero, variance-one distributions satisfying an additional tail condition indexed by $\lambda > 0, \epsilon > 0$.¹⁷

Theorem 3. *Under the preceding setup and (2.1), but not (2.4), let $\hat{\theta}_{i,G_0^*,\eta_0}$ denote the posterior mean for θ_i under a prior G_0^* for τ . Let $\bar{\rho} = \max_i s_0^2(\sigma_i)/\sigma_i^2 < \infty$ be the maximal conditional signal-to-noise ratio. Then, for some $0 < C_{\bar{\rho},\lambda,\epsilon} < \infty$ that solely depends on $\bar{\rho}, \lambda, \epsilon$,*

$$\frac{\sup_{G_0^* \in \mathcal{G}_0(\lambda,\epsilon)} \sup_{P_0 \in \mathcal{P}(m_0,s_0)} \mathbb{E}_{P_0} \left[\frac{1}{n} \sum_{i=1}^n (\hat{\theta}_{i,G_0^*,\eta_0} - \theta_i)^2 \right]}{\inf_{\hat{\theta}_{1:n}} \sup_{P_0 \in \mathcal{P}(m_0,s_0)} \mathbb{E}_{P_0} \left[\frac{1}{n} \sum_{i=1}^n (\hat{\theta}_i - \theta_i)^2 \right]} \leq C_{\bar{\rho},\lambda,\epsilon}, \quad (3.6)$$

where the infimum in the denominator is over all (possibly randomized) estimators of θ_i given $(Y_i, \sigma_i)_{i=1}^n$ and $\eta_0(\cdot)$.

Theorem 3 shows that the worst-case behavior of an idealized version of CLOSE-NPMLE comes within a factor of the minimax risk. Thus, CLOSE-NPMLE is not arbitrarily unreasonable, even under misspecification. We caution that (3.6) is a fairly weak guarantee, in that the decision rule that simply outputs the prior conditional mean ($\delta_i = m_0(\sigma_i)$) also satisfies it. Nevertheless, even so, (3.6) does not hold for an idealized version of INDEPENDENT-GAUSS.¹⁸

3.3. Other decision objectives and relation to squared-error loss. So far, our regret guarantees are only about estimation in MSE (Decision Problem 1). We now turn to two decision problems that involve ranking or selection and show similar guarantees for CLOSE-NPMLE in terms of regret for these decision problems. These decision problems are likely more economically relevant for, e.g., replacing low value-added teachers, recommending high-mobility tracts, or treatment choice (Gilraine et al., 2020; Bergman et al., 2024; Manski, 2004; Stoye, 2009; Kitagawa and Tetenov, 2018; Athey and Wager, 2021).

Decision Problem 2 (UTILITY MAXIMIZATION BY SELECTION). Suppose $\delta = (\delta_1, \dots, \delta_n)$ consists of binary selection decisions $\delta_i \in \{0, 1\}$. For each population, selecting that population has net benefit θ_i . The decision maker wishes to maximize utility (i.e., negative loss): $-L(\delta, \theta_{1:n}) = \frac{1}{n} \sum_{i=1}^n \delta_i \theta_i$. The oracle Bayes rule selects all whose posterior mean net benefit θ_i is nonnegative: $\delta_i^* = \mathbb{1}(\theta_{i,P_0}^* \geq 0)$. One natural empirical Bayes decision rule replaces θ_{i,P_0}^* with $\theta_{i,\hat{P}}^*$, following (2.3). ■

¹⁷By Markov's inequality, this condition is satisfied if G_0^* has its $(2 + \epsilon)^{\text{th}}$ moment bounded by λ . A previous version of this paper stated Theorem 3 without this additional tail condition, regrettably due to a technical error that is corrected in this version. See Appendix SM10.

¹⁸That is, it does not hold for the implementation of INDEPENDENT-GAUSS that plugs in known unconditional moments $m_0 = \frac{1}{n} \sum_{i=1}^n m_0(\sigma_i)$ and $s_0^2 = \frac{1}{n} \sum_{i=1}^n (m_0(\sigma_i) - m_0)^2 + s_0^2(\sigma_i)$. To wit, take $s_0(\sigma_i) \approx 0$. Then, the minimax risk as a function of $(s_0(\cdot), m_0(\cdot))$ is approximately zero, but $m_0(\cdot)$ can be chosen such that the risk of INDEPENDENT-GAUSS is bounded away from zero. See Lemma SM9.4 for a formal statement.

Decision Problem 3 (TOP- m SELECTION). Similar to UTILITY MAXIMIZATION BY SELECTION, suppose δ consists of binary selection decisions, with the additional constraint that exactly m populations are chosen: $\sum_i \delta_i = m$. The decision maker's utility is the average θ_i of the selected set:

$$-L(\delta, \theta_{1:n}) = \frac{1}{m} \sum_{i=1}^n \delta_i \theta_i. \quad (3.7)$$

The oracle Bayesian selects the populations corresponding to the m largest posterior means θ_{i,P_0}^* : $\delta_i^* = \mathbb{1}(\theta_{i,P_0}^* \text{ is among the top-}m \text{ of } \theta_{1:n,P_0}^*)$. Again, the empirical Bayes recipe (2.3) replaces P_0 with the estimate \hat{P} . ■

Remark 4. The utility function (3.7) rationalizes the widespread practice of screening based on empirical Bayes posterior means (Gilraine et al., 2020; Chetty et al., 2014; Kane and Staiger, 2008; Hanushek, 2011; Bergman et al., 2024). In Bergman et al. (2024), for instance, where housing voucher holders are incentivized to move to Census tracts selected according to economic mobility, (3.7) represents the expected economic mobility of a mover were they to move randomly to one of the selected tracts. Our theoretical results can accommodate slightly less restrictive mover behavior (Remark B.1). ■

The oracle Bayes decision rules δ^* in Decision Problems 2 and 3 depend solely on the vector of oracle Bayes posterior means $\theta_{1:n}^*$. Therefore, for these problems, the natural empirical Bayes decision rules simply replace oracle Bayes posterior means (θ_i^*) with empirical Bayes ones ($\hat{\theta}_i$). It stands to reason that as $\hat{\theta}_i$ is close to θ_i^* in squared error, even when $\hat{\theta}_i$ implies the wrong selection decision, this decision is not too costly for the empirical Bayesian. We formalize this intuition in the following theorem, showing that if $\hat{\theta}_i$ are close to θ_i^* in MSE, then decisions plugging in $\hat{\theta}_i$ are also close to their oracle counterparts in terms of Bayes risk.

To specialize, let UMRegret_n denote BayesRegret_n for the loss function in Decision Problem 2 and let $\text{TopRegret}_n^{(m)}$ denote BayesRegret_n for Decision Problem 3.

Theorem 4. Suppose (2.1) holds but (2.4) does not necessarily hold. Let $\hat{\delta}_i$ be the plug-in decisions with any vector of estimates $\hat{\theta}_i$. Then,

(1) For UTILITY MAXIMIZATION BY SELECTION,

$$\mathbb{E}[\text{UMRegret}_n(\hat{\delta})] \leq \left(\mathbb{E} \left[\frac{1}{n} \sum_{i=1}^n (\hat{\theta}_i - \theta_i^*)^2 \right] \right)^{1/2}. \quad (3.8)$$

(2) For TOP- m SELECTION,

$$\mathbb{E}[\text{TopRegret}_n^{(m)}(\hat{\delta})] \leq 2\sqrt{\frac{n}{m}} \left(\mathbb{E} \left[\frac{1}{n} \sum_{i=1}^n (\hat{\theta}_i - \theta_i^*)^2 \right] \right)^{1/2}. \quad (3.9)$$

Theorem 4 shows a sense in which **Decision Problems 2** and **3** are easier than **Decision Problem 1**: The regret of the latter dominates those of the former. As a result, if we use CLOSE-NPMLE under (2.4), our convergence rates from **Theorem 1** also upper bound regret rates for these two decision problems. In particular, for $m/n \rightarrow c \in (0, 1)$, both regret rates (3.8) and (3.9) are of the form $n^{-p/(2p+1)}(\log n)^C = o(1)$ under **Theorem 1**. Thus, the performance of the empirical Bayes decision rule approximates that of the oracle at least as fast as $O(n^{-p/(2p+1)})$, up to log factors.

Remark 5 (Tightness of **Theorem 4**). We suspect that the actual performance of CLOSE-NPMLE for **Decision Problems 2** and **3** may be better than predicted by **Theorem 4**. The proof of **Theorem 4** exploits the fact that when the empirical Bayesian makes a selection mistake, the size of the mistake is not large if the square-error regret is low. It does not exploit the fact that if squared error regret is low, then the empirical Bayesian may be unlikely to make mistakes in the first place.¹⁹ Nevertheless, **Theorem 4** is competitive with recent results. For instance, in nonparametric settings, the rate in **Theorem 4** is more favorable than the upper bound derived in Coey and Hung (2022), who also study **Decision Problem 3**. ■

3.4. Validating performance by coupled bootstrap. We close this section with a procedure that provides unbiased estimates of the loss of *arbitrary* decision rules for **Decision Problems 1** to **3**. Practitioners can use this procedure to evaluate the gain of CLOSE-NPMLE relative to other alternatives—we do so extensively in **Section 4**. The validity of this validation depends only on the Gaussianity (1.1)—without assuming (θ_i, σ_i) are random nor assuming the location-scale model (2.4).

For some $\omega > 0$ and an independent Gaussian noise $W_i \sim \mathcal{N}(0, 1)$, consider adding to Y_i and subtracting from Y_i some scaled version of W_i :

$$Y_i^{(1)} = Y_i + \sqrt{\omega}\sigma_i W_i \quad Y_i^{(2)} = Y_i - \frac{1}{\sqrt{\omega}}\sigma_i W_i.$$

¹⁹Upper and lower bounds are derived in related but distinct settings by Audibert and Tsybakov (2007) and Bonvini et al. (2023); some upper bounds, under possibly stronger assumptions, appear better than implied by **Theorem 4**. We speculate that the bound for UTILITY MAXIMIZATION BY SELECTION can be tightened by verifying a margin condition, using Proposition 2 in Bonvini et al. (2023).

Oliveira et al. (2021) call $(Y_i^{(1)}, Y_i^{(2)})$ the *coupled bootstrap* draws. Observe that the two draws are conditionally independent under (1.1):

$$\begin{bmatrix} Y_i^{(1)} \\ Y_i^{(2)} \end{bmatrix} \mid \theta_i, \sigma_i^2 \sim \mathcal{N} \left(\begin{bmatrix} \theta_i \\ \theta_i \end{bmatrix}, \begin{bmatrix} (1+\omega)\sigma_i^2 & 0 \\ 0 & (1+\omega^{-1})\sigma_i^2 \end{bmatrix} \right). \quad (3.10)$$

The conditional independence allows us to use $Y_i^{(2)}$ as an out-of-sample validation for decision rules computed based on $Y_i^{(1)}$. We denote their variances by $\sigma_{i,(1)}^2$ and $\sigma_{i,(2)}^2$.

The coupled bootstrap can be thought of as approximating sample-splitting the micro-data without needing access. We could imagine splitting the micro-data into training and testing sets, and think of $Y_i^{(1)}$ as training-set estimates and $Y_i^{(2)}$ as testing-set estimates. We might compute decisions based on $Y_i^{(1)}$ and evaluate them honestly with fresh data $Y_i^{(2)}$. The coupled bootstrap precisely emulates this sample-splitting procedure.²⁰

The following proposition formalizes how to use coupled bootstrap to provide unbiased estimators for the loss of a generic decision rule.²¹

TABLE 2. Unbiased estimators for loss of decision rules and associated conditional variance expressions (Proposition 1)

Problem	Unbiased estimator of loss, $T(Y_{1:n}^{(2)}, \delta)$	$\text{Var}(T(Y_{1:n}^{(2)}, \delta) \mid \mathcal{F})$
Decision Problem 1	$\frac{1}{n} \sum_{i=1}^n (Y_i^{(2)} - \delta_i(Y_{1:n}^{(1)}))^2 - \sigma_{i,(2)}^2$	$\frac{1}{n^2} \sum_{i=1}^n \text{Var}((Y_i^{(2)} - \delta_i(Y_{1:n}^{(1)}))^2 \mid \mathcal{F})$
Decision Problem 2	$-\frac{1}{n} \sum_{i=1}^n \delta_i(Y_{1:n}^{(1)}) Y_i^{(2)}$	$\frac{1}{n^2} \sum_{i=1}^n \delta_i(Y_{1:n}^{(1)}) \sigma_{i,(2)}^2$
Decision Problem 3	$-\frac{1}{n} \sum_{i=1}^n \delta_i(Y_{1:n}^{(1)}) Y_i^{(2)}$	$\frac{1}{n^2} \sum_{i=1}^n \delta_i(Y_{1:n}^{(1)}) \sigma_{i,(2)}^2$

Proposition 1. Suppose (Y_i, σ_i) obey (1.1). Fix some $\omega > 0$ and let $Y_{1:n}^{(1)}, Y_{1:n}^{(2)}$ be the coupled bootstrap draws. For some decision problem, let $\delta(Y_{1:n}^{(1)})$ be some decision rule using only data $(Y_i^{(1)}, \sigma_{i,(1)}^2)_{i=1}^n$. Let $\mathcal{F} = (\theta_{1:n}, Y_{1:n}^{(1)}, \sigma_{1:n,(1)}, \sigma_{1:n,(2)})$, for **Decision Problems 1 to 3**, the estimators $T(Y_{1:n}^{(2)}, \delta)$ displayed in **Table 2** are unbiased for the corresponding loss:

$$\mathbb{E}[T(Y_{1:n}^{(2)}, \delta(Y_{1:n}^{(1)})) \mid \mathcal{F}] = L(\delta(Y_{1:n}^{(1)}), \theta_{1:n}).$$

²⁰To see this, suppose $Y_i = \frac{1}{n_i} \sum_{j=1}^{n_i} Y_{ij}$ is a sample mean of i.i.d. micro-data $Y_{ij} : j = 1, \dots, n_i$. Suppose we split Y_{ij} into two sets, with proportions $\frac{1}{\omega+1}$ and $\frac{\omega}{\omega+1}$, respectively. Let $Y_i^{(1)}$ and $Y_i^{(2)}$ be the sample means on each respective set. Then the central limit theorem motivates that, approximately, (3.10) holds for $Y_i^{(1)}$ and $Y_i^{(2)}$. For instance, coupled bootstrap with a value of $\omega = 1/9$ is statistically equivalent to splitting the micro-data with a 90-10 train-test split.

²¹Oliveira et al. (2021) state the unbiased estimation result for the mean-squared error estimation problem. They connect the coupled bootstrap estimator to Stein’s unbiased risk estimate. Our calculation for other loss functions extends their unbiased estimation result. **Proposition 1** can also be easily generalized to other loss functions that admit unbiased estimators (Effectively, the loss is a function of a Gaussian location θ_i . For unbiased estimation of functions of Gaussian parameters, see Table A1 in Voinov and Nikulin, 2012).

Moreover, their conditional variances are equal to those displayed in [Table 2](#).

Proposition 1 allows for an out-of-sample evaluation of decision rules, as well as uncertainty quantification around the estimate of loss, solely imposing the Gaussian model. This is a useful property in practice for comparing different empirical Bayes methods, especially if one is worried about the misspecification of (2.4) or if one is unwilling to evaluate risk integrating over random θ_i .

4. Empirical illustration

How does CLOSE-NPMLE perform in the field? We now consider two empirical exercises related to Chetty et al. (2020) and Bergman et al. (2024). Using Census micro-data, Chetty et al. (2020) estimate a suite of tract-level children’s outcomes in adulthood and publish an “Opportunity Atlas” of the estimates and the corresponding standard errors.²² Taking these estimates, Bergman et al. (2024) conducted a program called Creating Moves to Opportunity. Bergman et al. (2024) provided assistance to treated low-income individuals to move to Census tracts with estimated posterior means in the top third. We view Bergman et al. (2024)’s objectives as TOP- m SELECTION, for m equal to one third of the number of tracts in Seattle and King County, WA.

The Opportunity Atlas published by Chetty et al. (2020) also includes tract-level covariates, a complication that we have so far abstracted away from. In the ensuing empirical exercises, following Bergman et al. (2024), the estimates are residualized against the covariates as a preprocessing step (Fay and Herriot, 1979).²³ We now let \tilde{Y}_i denote the raw Opportunity Atlas estimates for a pre-residualized parameter ϑ_i and let (Y_i, θ_i) be their residualized counterparts against a vector of tract-level covariates X_i , with regression coefficient β .²⁴ We can apply the empirical Bayes procedures in this paper to (Y_i, σ_i^2) and obtain an estimated posterior for θ_i . This estimated posterior for the residualized parameter

²²Like prior work that uses this data (see, e.g., footnote 28 in Andrews et al., 2024), we do not have access to the variance-covariance matrix of these estimates. Correlations across estimates are due to small proportion of movers between tracts and are anticipated to be small.

²³Alternatively, [Appendix OA5.4](#) shows that flexibly modeling $\mathbb{E}[\theta_i \mid \sigma_i, X_i] = m_0(\sigma_i, X_i)$ and $\text{Var}(\theta_i \mid \sigma_i, X_i) = s_0^2(\sigma_i, X_i)$, as in (3.5), induces substantial additional benefits, relative to simply projecting out the covariates linearly. Here, including σ_i in the modeling remains important—modeling $\theta_i \mid X_i$ flexibly does not fully capture these benefits.

²⁴Precisely speaking, let X_i be a vector of tract-level covariates. Let (\tilde{Y}_i, σ_i) be the raw Opportunity Atlas estimates of a parameter ϑ_i . Let β be some vector of coefficients, typically estimated by weighted least-squares of \tilde{Y}_i on X_i . Let $Y_i = \tilde{Y}_i - X_i' \beta$ and $\theta_i = \vartheta_i - X_i' \beta$ be the residuals. Since β is precisely estimated, we ignore its estimation noise. Then, the residualized objects (Y_i, θ_i) obey the Gaussian sequence model $Y_i \mid \theta_i, \sigma_i \sim \mathcal{N}(\theta_i, \sigma_i^2)$.

θ_i then implies an estimated posterior for the original parameter $\vartheta_i = \theta_i + X_i'\beta$, by adding back the fitted values $X_i'\beta$. When there are no covariates, $\vartheta_i = \theta_i$ and $Y_i = \tilde{Y}_i$.

The covariates we use are included in the publicly available data from Chetty et al. (2020) and cross-referenced with their labels in Table OA5.2. They include: poverty rate in 2010, share of Black individuals in 2010, mean household income in 2000, log wage growth for high school graduates, fraction with college or post-graduate degrees in 2010, mean parent family income rank, mean parent family income rank for Black individuals, number of all and Black children under 18 with parents whose household income is below median in 2000 (in both levels and logs).

We consider 15 measures of economic mobility ϑ_i . Each ϑ_i is the population mean of *some* outcome for individuals of *some* demographic subgroup growing up in tract i , whose parents are at the 25th income percentile.²⁵ We will consider three types of outcomes: (1) percentile rank of adult income (MEAN RANK) (2) an indicator for whether the individual has incomes in the top 20 percentiles (TOP-20 PROBABILITY), and (3) an indicator for whether the individual is incarcerated (INCARCERATION) for the following five demographic subgroups: all individuals (POOLED), white individuals, white men, Black individuals, and Black men. Under these shorthands, the outcome in Section 2 is TOP-20 PROBABILITY (Black), while Bergman et al. (2024) consider MEAN RANK POOLED.

The remainder of this section compares several methods on two exercises. In the first exercise, a calibrated simulation, we compare MSE performance of various methods to the that of the oracle posterior. The second exercise is an empirical application to a scale-up of the exercise in Bergman et al. (2024). It uses the coupled bootstrap (Section 3.4) to evaluate whether CLOSE-NPMLE selects more economically mobile tracts than alternatives.

4.1. Calibrated simulation. We draw from a data-generating process estimated from the data. This data-generating process does not impose the location-scale assumption. On the data (Y_i, σ_i) , we estimate $\hat{m}(\cdot)$, $\hat{s}^2(\cdot)$ via local linear regression. We then transform to obtain $\hat{Z}_i = \frac{Y_i - \hat{m}(\sigma_i)}{\hat{s}(\sigma_i)}$ and $\hat{\nu}_i = \frac{\sigma_i}{\hat{s}(\sigma_i)}$. We partition σ_i into vingtiles. For the data $(\hat{Z}_i, \hat{\nu}_i)$ whose σ_i falls in a given vingtile $v \in \{1, 2, 3, 4, 5\}$, we estimate a vingtile-specific $\hat{G}_{n,v}$ via NPMLE. We then normalize this estimated NPMLE to have mean zero and variance one, by affinely transforming the estimated distribution. Finally, to generate synthetic data, for a σ_i corresponding to the $v(\sigma_i)$ th vingtile, we draw $\tau_i^* \mid \sigma_i \sim \hat{G}_{n,v(\sigma_i)}^{\text{normalized}}$, and set $\theta_i^* = \tau_i^* \hat{s}(\sigma_i) + \hat{m}(\sigma_i)$, $Y_i^* \mid \theta_i^*, \sigma_i \sim \mathcal{N}(\theta_i^*, \sigma_i^2)$ and $\tilde{Y}_i^* = Y_i^* + X_i'\beta$. Additional details for the sampling process and simulation setup are documented in Appendix OA5.2.

²⁵Since all measures of economic mobility have bounded support, as either percentile ranks or percentage rates, Assumption 2 is automatically satisfied for θ_i with $\alpha = 2$, at least when there are no covariates.

On the simulated data, we then implement various empirical Bayes strategies. We consider the feasible procedures: NAIVE, INDEPENDENT-GAUSS, INDEPENDENT-NPMLE, CLOSE-GAUSS (parametric), CLOSE-GAUSS, and CLOSE-NPMLE, as well as the infeasible ORACLE. Here,

- NAIVE sets $\hat{\theta}_i = Y_i$.
- INDEPENDENT-GAUSS weighs the estimation of the hyperparameters (m_0, s_0) with $1/\sigma_i^2$, following Bergman et al. (2024).
- CLOSE-GAUSS (parametric) implements CLOSE-GAUSS, where **CLOSE-STEP 1** models the conditional moments parametrically as $m_0(\sigma_i; a) = a_1 + a_2 \log \sigma_i$ and $s_0^2(\sigma_i; b) = \exp(b_1 + b_2 \log \sigma_i)$, and estimates m_0, s_0 via least-squares.²⁶
- The conditional moments $\eta_0 = (m_0(\cdot), s_0(\cdot))$ in CLOSE-GAUSS and CLOSE-NPMLE are estimated via local linear regression, where bandwidth is selected via plug-in IMSE-optimal bandwidth, as implemented in Calonico et al. (2019).²⁷
- Since we know the ground truth data-generating process, we can also compute the ORACLE procedure that uses posterior means under the true P_0 .
- None of the feasible procedures have access to β , which they must estimate in the same way using weighted least squares with weight $1/\sigma_i^2$, following Bergman et al. (2024).

Figure 4 plots the results from this calibrated simulation, focusing on MSE performance. For each method and each target variable, we display a relative measure of MSE gain. For each method, we calculate its MSE gain over NAIVE, normalized by the MSE gain of ORACLE over NAIVE. If we think of the ORACLE–NAIVE difference as the total size of the “statistical pie,” then Figure 4 shows how much of this pie each method captures.

The first five columns show the relative mean-squared error performance without residualizing against covariates, applying empirical Bayes methods directly on (\tilde{Y}_i, σ_i) . We see that methods which assume precision independence perform worse than methods based on CLOSE.²⁸ Across the 15 variables, the median proportion of possible gains captured by

²⁶That is, we fit a_1, a_2 via minimizing $\sum_i (Y_i - a_1 - a_2 \log \sigma_i)^2$. We then fit b_1, b_2 via minimizing $\sum_i \{(Y_i - \hat{m}(\sigma_i))^2 - \sigma_i^2 - \exp(b_1 + b_2 \log(\sigma_i))\}^2$. We thank an anonymous referee for this suggestion.

²⁷Specifically, $\hat{m} = \hat{\mathbb{E}}[Y_i \mid \log \sigma_i]$ and $\hat{s}^2(\sigma_i) = \max(\hat{\mathbb{E}}[(Y_i - \hat{m}(\sigma_i))^2 \mid \log \sigma_i] - \sigma_i^2, \tilde{s}^2(\sigma_i))$, where $\hat{\mathbb{E}}[\cdot \mid \log \sigma_i]$ implements local linear regression and $\tilde{s}(\sigma_i)$ implements a data-driven truncation of \hat{s}^2 , detailed in Appendix SM8. Replacing the truncation point $\tilde{s}(\sigma_i)$ with zero (that is, we exclude the observations with $\hat{s}(\sigma_i) = 0$ from estimating \hat{G}_n , and treat these observations as having empirical Bayes posterior degenerate at $\hat{m}(\sigma_i)$) does not appear to qualitatively affect our results.

²⁸It may be surprising that INDEPENDENT-GAUSS can perform worse than NAIVE even on MSE, since Gaussian empirical Bayes can be thought of as optimizing among a class of linear shrinkage estimators that include NAIVE. We note that, as in Bergman et al. (2024), when we estimate the prior mean and prior variance, we *weight* the data with precision weights proportional to $1/\sigma_i^2$. When the independence between

MSE performance measured by the % of Naive-to-Oracle MSE captured										
Mean income rank	-5	23	45	46	46	87	89	91	91	92
Mean income rank [white]	55	60	64	66	66	88	90	94	94	95
Mean income rank [Black]	31	61	85	86	86	85	89	93	93	93
Mean income rank [white male]	63	69	74	74	75	90	92	94	93	95
Mean income rank [Black male]	33	53	83	85	86	86	88	91	92	93
P(Income ranks in top 20)	-161	8	64	65	65	63	84	89	91	93
P(Income ranks in top 20 white)	31	51	63	65	65	76	81	91	93	94
P(Income ranks in top 20 Black)	0	26	79	94	95	56	61	84	95	97
P(Income ranks in top 20 white male)	24	46	72	72	72	72	77	89	90	93
P(Income ranks in top 20 Black male)	-1	22	78	95	96	50	54	81	95	96
Incarceration	-7	31	67	67	67	55	61	87	89	91
Incarceration [white]	67	76	92	93	96	82	86	93	94	97
Incarceration [Black]	42	50	74	92	93	52	55	76	96	97
Incarceration [white male]	45	54	88	93	96	63	66	87	94	98
Incarceration [Black male]	25	41	81	88	88	46	52	79	94	95
Column median	31	50	74	85	86	72	81	89	93	95
	Independent-Gauss [no residualization]	Independent-NPMLE [no residualization]	CLOSE-Gauss (parametric) [no residualization]	CLOSE-Gauss [no residualization]	CLOSE-NPMLE [no residualization]	Independent-Gauss	Independent-NPMLE	CLOSE-Gauss (parametric)	CLOSE-Gauss	CLOSE-NPMLE

Notes. Each column is an empirical Bayes strategy that we consider, and each row is a different definition of ϑ_i . The table shows relative performance, defined as the squared error improvement over NAIVE, normalized as a percentage of the improvement of ORACLE over NAIVE. The last row shows the column median. Results are averaged over 1,000 Monte Carlo draws. \square

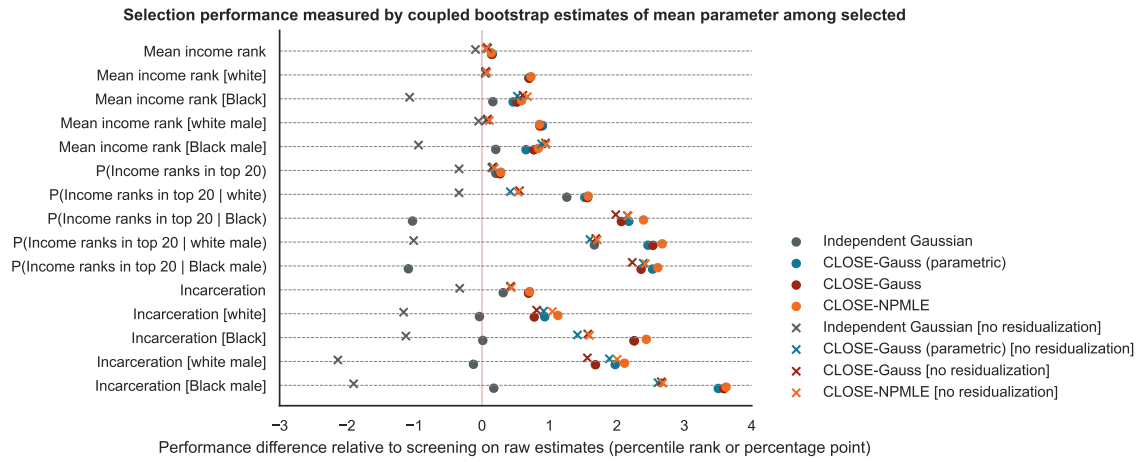
FIGURE 4. Relative squared error Bayes risk for various empirical Bayes posterior means

INDEPENDENT-GAUSS is only 31%. This value is 50% for INDEPENDENT-NPMLE, and 86% for CLOSE-NPMLE. Among the first five columns, CLOSE-NPMLE uniformly dominates all three other methods. This indicates that the standard error σ_i is highly predictive of θ_i , and using that information can be very helpful in the absence of additional covariates.

The next five columns show performance when the methods do have access to covariate information. For MEAN RANK, after covariate residualization, the dependence between θ_i and σ_i does not appear to substantially affect shrinkage decisions. INDEPENDENT-NPMLE

θ and σ holds, these precision weights typically improve efficiency. However, the weighting does mean that the resulting posterior means are no longer optimal, even asymptotically, among the class of linear shrinkage rules under precision dependence. To take an extreme example, if a particular observation has $\sigma_i \approx 0$, then that observation is highly influential for the prior mean estimate. If $\mathbb{E}[\theta_i | \sigma_i]$ is very different for that observation than the other observations, then the estimated prior mean is a bad target for shrinkage.

and CLOSE-methods perform similarly, capturing almost all of the available gains. For the other two outcome variables, TOP-20 PROBABILITY and INCARCERATION, the dependence between θ_i and σ_i is stronger, and CLOSE-based methods display substantial improvements over methods that assume precision independence. Among CLOSE-methods, those that are more flexible appear to reap a small benefit, though simple parametric models for (m_0, s_0, G_0) remain competitive and significantly improve upon methods that assume precision independence. The most flexible method, CLOSE-NPMLE, achieves near-oracle performance across the different definitions of θ_i and again uniformly dominates all other feasible methods.²⁹



Notes. This figure shows the estimated mean performance of various decision rules over 1,000 draws of coupled bootstrap. Performance is measured as the mean ϑ_i among selected Census tracts relative to those selected by NAIVE; thus, zero represents the performance of NAIVE. All decision rules are estimated separately within CZs and select the top third of Census tracts within each CZ. \square

FIGURE 5. Performance of decision rules in top- m selection exercise

4.2. Validation exercise via coupled bootstrap. Our second empirical exercise uses the coupled bootstrap described in Section 3.4 for the policy problem in Bergman et al. (2024). Viewing the policy problem in Bergman et al. (2024) as TOP- m SELECTION, can CLOSE-NPMLE make better selections?

Specifically, we imagine scaling up Bergman et al. (2024)’s exercise and perform empirical Bayes procedures for all Census tracts in the largest 20 Commuting Zones (CZs). We

²⁹Appendix OA5.3 contains an alternative data-generating process in which the $\theta_i \mid \sigma_i$ distribution is Weibull, which has thicker tails and higher skewness. Under such a scenario, NPMLE-based methods more substantially outperform methods assuming Gaussian priors.

then select the top third of tracts *within* each CZ, according to empirical Bayesian posterior means for ϑ_i . Additionally, to faithfully mimic Bergman et al. (2024), here we perform all empirical Bayes procedures *within* CZ. Throughout, we choose ω to emulate a 90-10 train-test split on the micro-data. See [Appendix OA5.2](#) for details on the policy exercise setup.

[Figure 5](#) shows the estimated performance gap between a given empirical Bayes method and NAIVE as the x -position of the dots. According to these estimates, CLOSE-NPMLE generally improves over INDEPENDENT-GAUSS.³⁰ Strikingly, INDEPENDENT-GAUSS with covariates underperforms NAIVE for four of the 15 variables, and INDEPENDENT-GAUSS without covariates underperforms for nearly all variables.

For the MEAN RANK variables, using CLOSE-NPMLE generates substantial gains for mobility measures for Black individuals (0.63 percentile ranks for Black men and 0.43 percentile ranks for Black individuals). To put these gains in dollar terms, at the income level for experiment participants in Bergman et al. (2024), an incremental percentile rank amounts to about \$1,000 per annum. Thus, the estimated gain in terms of mean income rank is roughly \$400–600. For the other two outcomes, TOP-20 PROBABILITY and INCARCERATION, the gains are even more sizable. These gains are as high as 2–3 percentage points on average. Among CLOSE-methods, we again find that CLOSE-NPMLE generally performs the best, though by small margins.³¹ While CLOSE-NPMLE is a simple default that works uniformly well, in this case, simple parametric models that allow for dependence also appear competitive.

We can think of the performance gap between INDEPENDENT-GAUSS and NAIVE as the *value of basic empirical Bayes*. If practitioners find using the standard empirical Bayes method a worthwhile investment over screening on the raw estimates directly, perhaps they reveal that the value of basic empirical Bayes is economically significant. Across the 15 measures, the improvement of CLOSE-NPMLE over INDEPENDENT-GAUSS is on median 260% of the value of basic empirical Bayes, where the median is attained by MEAN RANK for Black individuals. Thus, the additional gain of CLOSE-NPMLE over INDEPENDENT-GAUSS is substantial compared to the value of basic empirical Bayes. If the latter is economically significant, then it is similarly worthwhile to use CLOSE-NPMLE instead.

³⁰CLOSE-NPMLE is worse by an estimated 0.006 percentile ranks for MEAN RANK POOLED and worse by 0.04 percentile ranks for MEAN RANK for white men. In either case, the estimated disimprovement is small.

³¹Interestingly, the best performing method for MEAN RANK (POOLED) and MEAN RANK (white men) is CLOSE-GAUSS (parametric), and the best performing method for MEAN RANK (Black) and MEAN RANK (Black men) is CLOSE-NPMLE, but without residualizing against covariates.

5. Conclusion

This paper studies empirical Bayes methods in the heteroskedastic Gaussian location model. We argue that precision independence—the assumption that the precision of estimates does not predict the true parameter—is often empirically rejected. Empirical Bayes methods that rely on precision independence can generate worse posterior mean estimates, and screening decisions based on these estimates can suffer as a result. They may even be worse than the selection decisions made with the unshrunk estimates directly.

Instead of treating θ_i as independent from σ_i , we model its conditional distribution as a location-scale family in σ -dependent location and scale parameters. This assumption leads naturally to a family of empirical Bayes strategies that we call CLOSE. The CLOSE-framework naturally subsumes and generalizes several existing proposals for accommodating precision dependence. We prove that CLOSE-NPMLE attains minimax-optimal rates in Bayes regret, extending previous theoretical results. That is, it approximates infeasible oracle Bayes posterior means as competently as statistically possible. Additionally, we show that an idealized version of CLOSE-NPMLE is robust, with finite worst-case Bayes risk. Finally, we further connect our main theoretical results to ranking-type decision problems in Bergman et al. (2024).

Simulation and validation exercises demonstrate that CLOSE-NPMLE generates sizable gains relative to the standard parametric empirical Bayes shrinkage method. Across calibrated simulations, CLOSE-NPMLE attains close-to-oracle mean-squared error performance. In a hypothetical, scaled-up version of Bergman et al. (2024), across a wide range of economic mobility measures, CLOSE-NPMLE consistently selects more mobile tracts than does the standard empirical Bayes method. The gains in the average economic mobility among selected tracts, relative to the standard empirical Bayes procedure, are often comparable to—or even multiples of—the value of basic empirical Bayes.

Appendix A. Proof outline for Theorem 1

The proof of Theorem 1 depends on numerous results deferred to the Online Appendix. An outline is stated here. For constants Δ_n, M_n, C to be chosen, define the events, where $\|\hat{\eta} - \eta_0\|_\infty \equiv \max(\|\hat{m} - m_0\|_\infty, \|\hat{s} - s_0\|_\infty)$:

$$A_n \equiv \left\{ \|\hat{\eta} - \eta_0\|_\infty \leq \Delta_n, \bar{Z}_n \equiv \max_{i \in [n]} (|Z_i| \vee 1) \leq M_n \right\} \quad (\text{A.1})$$

$$\mathbf{A}_n(C) \equiv \left\{ \|\hat{\eta} - \eta_0\|_\infty \leq C n^{-\frac{p}{2p+1}} (\log n)^{\beta_0} \right\}. \quad (\text{A.2})$$

With the choice $\Delta_n = C_1 n^{-\frac{p}{2p+1}} (\log n)^{\beta_0}$, we have that

$$A_n = \mathbf{A}_n(C_1) \cap \{\bar{Z}_n \leq M_n\}.$$

The event $\mathbf{A}_n(C)$ indicates that the first-step estimates $\hat{\eta}$ are accurate. By [Assumption 4\(2\)](#), there is some sufficiently large constant C such that this event occurs with high probability: $\mathbb{P}[\mathbf{A}_n(C)] > 1 - \frac{1}{n^2}$. The event A_n also occurs with high probability since the additional requirement $\bar{Z}_n \leq M_n$ can be made probable, by choosing some M_n logarithmic in n thanks to [Assumption 2](#).

To prove [Theorem 1](#), we consider the events A_n, A_n^C separately. On A_n^C , we use the fact that the empirical Bayes posterior means $\hat{\theta}_i$ and the oracle posterior means θ_i^* are no farther than the range of the data $\max Y_i - \min Y_i$, which is logarithmic in n under [Assumption 2](#) ([Lemma OA3.2](#)). Since A_n^C is assumed to be unlikely, regret on A_n^C is sufficiently small.

On the event A_n , the first-step estimates $\hat{\eta}$ are good, and the data Z_i are not too large. The bulk of the argument thus controls regret on A_n , stated separately in the following theorem, whose proof is deferred to [Appendix OA3](#).

Remark A.1 (Notation). For $A_n, B_n \geq 0$, we use $A_n \lesssim B_n$ to mean that some universal C exists such that $A_n \leq CB_n$ for all n , and we use $A_n \lesssim_x B_n$ to mean that some universal C_x exists such that $A_n \leq C_x B_n$ for all n .³² ■

Theorem A.1. Suppose [Assumptions 1 to 4](#) hold. Fix some $\beta > 0, C_1 > 0$, there exists choices of a constant $C_{\mathcal{H},2}$ such that, for $\Delta_n = C_1 n^{-p/(2p+1)} (\log n)^\beta$, $M_n = C_{\mathcal{H},2} (\log n)^{1/\alpha}$, and corresponding A_n ,

$$\mathbb{E} \left[\text{MSERegret}_n(\hat{G}_n, \hat{\eta}) \mathbb{1}(A_n) \right] \lesssim_{\mathcal{H}} n^{-\frac{2p}{2p+1}} (\log n)^{\frac{2+\alpha}{\alpha} + 3 + 2\beta}.$$

We now outline how to prove [Theorem A.1](#) and provide a proof for [Theorem 1](#) given [Theorem A.1](#).

A.1. Step 1: convert regret on θ_i to regret on τ_i . To prove [Theorem A.1](#), note that the empirical Bayes posterior means are of the form

$$\hat{\theta}_{i, \hat{G}_n, \hat{\eta}} = \hat{m}(\sigma_i) + \hat{s}(\sigma_i) \cdot \hat{\tau}_{i, \hat{G}_n, \hat{\eta}},$$

where $\hat{\tau}_{i, \hat{G}_n, \hat{\eta}}$ denotes the posterior mean of $\tau_i \mid \hat{Z}_i, \hat{\nu}_i$, where $\tau_i \sim \hat{G}_n$ and $\hat{Z}_i \mid \tau_i, \hat{\nu}_i \sim \mathcal{N}(\tau_i, \hat{\nu}_i^2)$. On the event A_n , \hat{m}, \hat{s} are close to m_0, s_0 , and thus controlling MSERegret_n

³²In logical statements, appearances of \lesssim implicitly prepend “there exists a universal constant” to the statement. For instance, statements like “under certain assumptions, $\mathbb{P}(A_n \lesssim B_n) \geq c_0$ ” should be read as “under certain assumptions, there exists a constant $C > 0$ such that for all n , $\mathbb{P}(A_n \leq CB_n) \geq c_0$.”

amounts to controlling MSE on τ 's: $\mathbb{E} \left[(\tau_i^* - \hat{\tau}_{i, \hat{G}_n, \hat{\eta}})^2 \right]$, where $\tau_i^* = \hat{\tau}_{i, G_0, \eta_0}$ is the oracle posterior mean for τ_i .

To do so, we adapt the argument in Soloff et al. (2024) and Jiang (2020). To introduce this argument, recall that ψ_i denotes the log-likelihood in [Assumption 1](#) and define

$$\text{Sub}_n(G) = \left(\frac{1}{n} \sum_{i=1}^n \psi_i(Z_i, \eta_0, G) - \frac{1}{n} \sum_{i=1}^n \psi_i(Z_i, \eta_0, G_0) \right)_+ \quad (\text{A.3})$$

as the log-likelihood suboptimality of G against the true distribution G_0 , evaluated on Z_i, ν_i , which depend on the true conditional moments η_0 . For generic G and $\nu > 0$, define

$$f_{G, \nu}(z) = \int_{-\infty}^{\infty} \varphi \left(\frac{z - \tau}{\nu} \right) \frac{1}{\nu} G(d\tau). \quad (\text{A.4})$$

as the density of some mixed Gaussian variable $Z \sim \mathcal{N}(0, \nu^2) \star G$. Let the average squared Hellinger distance be

$$\bar{h}^2(f_{G_1, \cdot}, f_{G_2, \cdot}) = \frac{1}{n} \sum_{i=1}^n h^2(f_{G_1, \nu_i}, f_{G_2, \nu_i}) \quad h^2(f, g) \equiv \frac{1}{2} \int_{-\infty}^{\infty} (\sqrt{f(x)} - \sqrt{g(x)})^2 dx. \quad (\text{A.5})$$

Loosely speaking, Soloff et al. (2024), following Jiang and Zhang (2009), show that

(1) With high probability, all approximate maximizers of the likelihood have low average Hellinger distance:

$$\mathbb{P} \left[\text{There exists } G \text{ where } \text{Sub}_n(G) < C_1 \delta_n^2 \text{ but } \bar{h}^2(f_{G, \cdot}, f_{G_0, \cdot}) > C_2 \delta_n^2 \right] < \frac{1}{n} \quad (\text{A.6})$$

for some rate function $\delta_n^2 \lesssim \frac{1}{n} (\log n)^C$ (Theorem 7 in Soloff et al. (2024)).

(2) For a given G , $\mathbb{E}[(\tau_i^* - \hat{\tau}_{i, G, \eta_0})^2] \lesssim (\log n)^C \left(\bar{h}^2(f_{G, \cdot}, f_{G_0, \cdot}) \right)$ (Theorem 9 in Soloff et al. (2024)).

Therefore, an approximate maximizer \hat{G}_n^* of the likelihood $\text{Sub}_n(G)$ should have low average Hellinger distance to G_0 and thus should output similar posterior means.³³

A.2. Step 2: show \hat{G}_n is an approximate maximizer of the true likelihood. To use this argument for [Theorem A.1](#), a key challenge is that \hat{G}_n only maximizes the *approximate* likelihood $\frac{1}{n} \sum_i \psi_i(Z_i, \hat{\eta}, G)$, which only has $\hat{\eta} \approx \eta_0$ on A_n , but $\hat{\eta} \neq \eta_0$. A key result is an oracle inequality for the likelihood ([Corollary SM6.1](#)), where, loosely speaking,

$$\mathbb{P} \left[A_n, \text{Sub}_n(\hat{G}_n) \gtrsim_{\mathcal{H}} \varepsilon_n \right] = O(1/n) \quad (\text{A.7})$$

³³Subjected to additional empirical process arguments that accommodate the fact that \hat{G}_n^* is estimated.

for some $\varepsilon_n \lesssim (\log n)^C \left(n^{-2p/(2p+1)} + n^{-p/(2p+1)} \bar{h}(f_{\hat{G}_n, \cdot}, f_{G_0, \cdot}) \right)$. This result states that the likelihood suboptimality of the feasible NPMLE \hat{G}_n cannot be much higher than its average Hellinger distance to G_0 .

The bound (A.7) is a refinement of a simple linearization argument applied to $\eta \mapsto \frac{1}{n} \sum_{i=1}^n \psi_i(Z_i, \eta, \hat{G}_n)$. Heuristically speaking, a first-order Taylor expansion yields

$$\frac{1}{n} \sum_{i=1}^n \psi_i(Z_i, \hat{\eta}, \hat{G}_n) - \frac{1}{n} \sum_{i=1}^n \frac{\partial \psi_i}{\partial \eta} \Big|_{\eta=\eta_0} (\hat{\eta}_i - \eta_{0i}) \approx \frac{1}{n} \sum_{i=1}^n \psi_i(Z_i, \eta_0, \hat{G}_n).$$

Here, $\frac{1}{n} \sum_{i=1}^n \psi_i(Z_i, \hat{\eta}, \hat{G}_n)$ is large by definition of \hat{G}_n . Thus, the right-hand side would be large following a bound on the first-order term

$$\left| \frac{1}{n} \sum_{i=1}^n \frac{\partial \psi_i}{\partial \eta} \Big|_{\eta=\eta_0} (\hat{\eta}_i - \eta_{0i}) \right|.$$

A naive bound on this term, using only the fact that $|\hat{\eta}_i - \eta_{0i}| \leq \|\hat{\eta} - \eta_0\|_\infty$, would lead to a suboptimal regret rate of $O(n^{-p/(2p+1)}(\log n)^C)$. Our more refined analysis additionally leverages the fact that

$$\mathbb{E} \left[\frac{\partial \psi_i(Z, \eta, G_0)}{\partial \eta} \Big|_{\eta=\eta_0} \right] = -\mathbb{E} \left[\frac{Z - \tau}{\nu} \underbrace{\frac{\partial \{(Z(\eta) - \tau)/\nu(\eta)\}}{\partial \eta}}_{[-1/\sigma, -\tau/\sigma]'} \right] = 0,$$

and thus the derivative $\frac{\partial \psi_i}{\partial \eta}$ is sufficiently small if $\hat{G}_n \approx G_0$ in Hellinger distance.

A.3. Step 3: adapt Hellinger distance bound. Corollary SM6.1 makes sure that \hat{G}_n probably achieves high likelihood, but the bound depends on \bar{h}^2 . Since (A.6) uses a likelihood bound for G to control \bar{h}^2 , we need to additionally finesse (A.6) to accommodate the fact that the likelihood bound depends on \bar{h}^2 .

Second, we adapt (A.6) to show that, loosely speaking, with high probability \hat{G}_n has low average Hellinger distance to G_0 (Corollary OA3.1):

$$\mathbb{P} \left[A_n, \bar{h}^2(f_{\hat{G}_n, \cdot}, f_{G_0, \cdot}) \gtrsim_{\mathcal{H}} n^{-p/(2p+1)} (\log n)^C \right] = O \left(\frac{(\log n)^C}{n} \right).$$

Thus, this allows us to show that $\mathbb{E}[(\tau_i^* - \hat{\tau}_{i, G, \eta_0})^2 \mathbb{1}(A_n)]$ is small, after additional empirical process arguments in Appendix OA3.

This section concludes with a proof for Theorem 1 given these results.

Theorem 1. Under *Assumptions 1 to 4*, there exists a constant $C_{0,\mathcal{H}} > 0$ such that the following upper bound holds:

$$\text{BayesRegret}_n = \mathbb{E} \left[\text{MSERegret}_n(\hat{G}_n, \hat{\eta}) \right] \leq C_{0,\mathcal{H}} n^{-\frac{2p}{2p+1}} (\log n)^{\frac{2+\alpha}{\alpha}+3+2\beta_0}. \quad (3.4)$$

Proof of Theorem 1. Let $\Delta_n = C_{1,\mathcal{H}} n^{-\frac{p}{2p+1}} (\log n)^{\beta_0}$, where $C_{1,\mathcal{H}}$ is the constant in *Assumption 4(2)*, and $M_n = C(\log n)^{1/\alpha}$ for some C chosen by our application of *Theorem A.1*. Decompose

$$\begin{aligned} & \mathbb{E}[\text{MSERegret}_n(\hat{G}_n, \hat{\eta})] \\ &= \mathbb{E}[\text{MSERegret}_n(\hat{G}_n, \hat{\eta}) \mathbb{1}(A_n)] + \mathbb{E}[\text{MSERegret}_n(\hat{G}_n, \hat{\eta}) \mathbb{1}(\mathbf{A}_n^c \cup \{\bar{Z}_n > M_n\})] \\ &\leq \mathbb{E}[\text{MSERegret}_n(\hat{G}_n, \hat{\eta}) \mathbb{1}(A_n)] + \mathbb{E}[\text{MSERegret}_n(\hat{G}_n, \hat{\eta}) \mathbb{1}(\mathbf{A}_n^c)] \\ &\quad + \mathbb{E}[\text{MSERegret}_n(\hat{G}_n, \hat{\eta}) \mathbb{1}(\bar{Z}_n > M_n)] \\ &\lesssim_{\mathcal{H}} n^{-\frac{2p}{2p+1}} (\log n)^{\frac{2+\alpha}{\alpha}+3+2\beta_0} + \frac{2}{n} (\log n)^{2/\alpha} \quad (\text{Theorem A.1 and Lemma OA3.2}) \\ &\lesssim_{\mathcal{H}} n^{-\frac{2p}{2p+1}} (\log n)^{\frac{2+\alpha}{\alpha}+3+2\beta_0}. \end{aligned}$$

The application of *Lemma OA3.2* uses the implication of *Assumption 4(2)* that

$$\mathbb{P}(\mathbf{A}_n(C_{1,\mathcal{H}})^c) = \mathbb{P}(\|\hat{\eta} - \eta_0\|_{\infty} > \Delta_n) \leq \frac{1}{n^2}. \quad \square$$

Appendix B. Proofs of other results stated in the main text

Theorem 2. Fix a set of valid hyperparameters \mathcal{H} . Let $\mathcal{P}(\mathcal{H}, \sigma_{1:n})$ be the set of distributions P_0 on support points $\sigma_{1:n}$ which satisfy (2.4) and *Assumptions 2 to 4* corresponding to \mathcal{H} .³⁴ For a given P_0 , let $\theta_i^* = \mathbb{E}_{P_0}[\theta_i \mid Y_i, \sigma_i]$ denote the oracle posterior means. Then there exists a constant $c_{\mathcal{H}} > 0$ such that

$$\inf_{\hat{\theta}_{1:n}} \sup_{\substack{\sigma_{1:n} \in (\sigma_{\ell}, \sigma_u) \\ P_0 \in \mathcal{P}(\mathcal{H}, \sigma_{1:n})}} \mathbb{E}_{P_0} \left[\frac{1}{n} \sum_{i=1}^n (\hat{\theta}_i - \theta_i)^2 - \frac{1}{n} \sum_{i=1}^n (\theta_i^* - \theta_i)^2 \right] \geq c_{\mathcal{H}} n^{-\frac{2p}{2p+1}},$$

where the infimum is taken over all (possibly randomized) estimators of $\theta_{1:n}$.

Proof of Theorem 2. We consider a specific choice of $G_0, \sigma_{1:n}$, and s_0 . Namely, suppose $G_0 \sim \mathcal{N}(0, 1)$, $\sigma_{1:n}$ are equally spaced in $[\sigma_{\ell}, \sigma_u]$, and $s_0(\sigma) = (s_{\ell} + s_u)/2 \equiv s_0$ is constant.

³⁴This result additionally takes the supremum over the support points $\sigma_{1:n}$. This is because the nonparametric regression problem would be “too easy” for certain configurations of $\sigma_{1:n}$. For instance, when $\sigma_{1:n}$ only takes $m \ll n$ unique values, nonparametric regression is possible at rate $\sqrt{m/n}$. For the proof, it suffices to consider $\sigma_{1:n}$ being equally spaced in $[\sigma_{\ell}, \sigma_u]$.

With these choices, the oracle posterior means θ_i^* are equal to

$$\theta_i^* = \frac{s_0^2}{s_0^2 + \sigma_i^2} Y_i + \frac{\sigma_i^2}{s_0^2 + \sigma_i^2} m_0(\sigma_i).$$

For a given vector of estimates $\tilde{\theta}_{1:n}$, we can form $\hat{m}(\sigma_i) = \frac{s_0^2 + \sigma_i^2}{\sigma_i^2} \left(\tilde{\theta}_i - \frac{s_0^2}{s_0^2 + \sigma_i^2} Y_i \right)$. Note that, for this choice,

$$\mathbb{E} \left[\frac{1}{n} \sum_{i=1}^n (\tilde{\theta}_i - \theta_i^*)^2 \right] \gtrsim_{\sigma_\ell, s_u} \mathbb{E} \left[\frac{1}{n} \sum_{i=1}^n (\hat{m}(\sigma_i) - m_0(\sigma_i))^2 \right].$$

Therefore, the minimax rate must be lower bounded by the minimax rate of estimating m_0 at $\sigma_{1:n}$, where the right-hand side takes the infimum over all estimators of m_0 with data (Y_i, σ_i) :

$$\inf_{\hat{\theta}_{1:n}} \sup_{\sigma_{1:n}, P_0} \mathbb{E} \left[\frac{1}{n} \sum_{i=1}^n (\hat{\theta}_i - \theta_i)^2 - (\theta_i^* - \theta_i)^2 \right] \gtrsim_{\sigma_\ell, s_u} \inf_{\hat{m}} \sup_{m_0} \mathbb{E} \left[\frac{1}{n} \sum_{i=1}^n (\hat{m}(\sigma_i) - m_0(\sigma_i))^2 \right].$$

Using classical minimax results, [Lemma SM9.1](#) shows that the right-hand side is lower bounded by $n^{-2p/(2p+1)}$, which completes the proof. \square

Theorem 3. *Under the preceding setup and (2.1), but not (2.4), let $\hat{\theta}_{i, G_0^*, \eta_0}$ denote the posterior mean for θ_i under a prior G_0^* for τ . Let $\bar{\rho} = \max_i s_0^2(\sigma_i)/\sigma_i^2 < \infty$ be the maximal conditional signal-to-noise ratio. Then, for some $0 < C_{\bar{\rho}, \lambda, \epsilon} < \infty$ that solely depends on $\bar{\rho}, \lambda, \epsilon$,*

$$\frac{\sup_{G_0^* \in \mathcal{G}_0(\lambda, \epsilon)} \sup_{P_0 \in \mathcal{P}(m_0, s_0)} \mathbb{E}_{P_0} \left[\frac{1}{n} \sum_{i=1}^n (\hat{\theta}_{i, G_0^*, \eta_0} - \theta_i)^2 \right]}{\inf_{\hat{\theta}_{1:n}} \sup_{P_0 \in \mathcal{P}(m_0, s_0)} \mathbb{E}_{P_0} \left[\frac{1}{n} \sum_{i=1}^n (\hat{\theta}_i - \theta_i)^2 \right]} \leq C_{\bar{\rho}, \lambda, \epsilon}, \quad (3.6)$$

where the infimum in the denominator is over all (possibly randomized) estimators of θ_i given $(Y_i, \sigma_i)_{i=1}^n$ and $\eta_0(\cdot)$.

Proof of Theorem 3. Note that $\hat{\theta}_{i, G_0^*, \eta_0} = s_0(\sigma_i) \hat{\tau}_{i, G_0^*, \eta_0} + m_0(\sigma_i)$, where $\tau_{i, G, \eta}^*$ is the posterior mean for τ_i under (G, η) , and $\theta_i = s_0(\sigma_i) \tau_i + m_0(\sigma_i)$. Thus,

$$\frac{1}{n} \sum_{i=1}^n (\hat{\theta}_i - \theta_i)^2 = \frac{1}{n} \sum_{i=1}^n s_0^2(\sigma_i) (\hat{\tau}_{i, G_0^*, \eta_0} - \tau_i)^2.$$

[Theorem SM10.1](#) shows that $\mathbb{E}_{G_i} [(\hat{\tau}_{i, G_0^*, \eta_0} - \tau_i)^2] \leq C_{\lambda, \epsilon}$ for all $G_0^* \in \mathcal{G}_0$. Taking the expected value with respect to $P_0 \in \mathcal{P}(m_0, s_0)$ and apply the bound $C_{\lambda, \epsilon}$, we have that

$$\mathbb{E} \left[\frac{1}{n} \sum_{i=1}^n (\hat{\theta}_i - \theta_i)^2 \right] \leq C_{\lambda, \epsilon} \frac{1}{n} \sum_{i=1}^n s_0^2(\sigma_i).$$

By **Lemma SM9.3**, we have that

$$\frac{1}{n} \sum_{i=1}^n \frac{\sigma_i^2}{\sigma_i^2 + s_0^2(\sigma_i)} s_0^2(\sigma_i) = \inf_{\hat{\theta}_{1:n}} \sup_{P_0 \in \mathcal{P}(m_0, s_0)} \mathbb{E}_{P_0} \left[\frac{1}{n} \sum_{i=1}^n (\hat{\theta}_i - \theta_i)^2 \right].$$

Note that, for some $c_{\bar{\rho}} > 0$,

$$\frac{1}{n} \sum_{i=1}^n \frac{\sigma_i^2}{\sigma_i^2 + s_0^2(\sigma_i)} s_0^2(\sigma_i) = \frac{1}{n} \sum_{i=1}^n \frac{1}{1 + s_0^2(\sigma_i)/\sigma_i^2} s_0^2(\sigma_i) \geq c_{\bar{\rho}} \frac{1}{n} \sum_{i=1}^n s_0^2(\sigma_i).$$

Hence,

$$\begin{aligned} \mathbb{E} \left[\frac{1}{n} \sum_{i=1}^n (\hat{\theta}_i - \theta_i)^2 \right] &\leq \frac{C_{\lambda, \epsilon}}{c_{\bar{\rho}}} \frac{1}{n} \sum_{i=1}^n \frac{\sigma_i^2}{\sigma_i^2 + s_0^2(\sigma_i)} s_0^2(\sigma_i) \\ &= C_{\bar{\rho}, \lambda, \epsilon} \inf_{\hat{\theta}_{1:n}} \sup_{P_0 \in \mathcal{P}(m_0, s_0)} \mathbb{E}_{P_0} \left[\frac{1}{n} \sum_{i=1}^n (\hat{\theta}_i - \theta_i)^2 \right]. \end{aligned}$$

This concludes the proof. \square

Theorem 4. Suppose (2.1) holds but (2.4) does not necessarily hold. Let $\hat{\delta}_i$ be the plug-in decisions with any vector of estimates $\hat{\theta}_i$. Then,

(1) For UTILITY MAXIMIZATION BY SELECTION,

$$\mathbb{E}[\text{UMRegret}_n(\hat{\delta})] \leq \left(\mathbb{E} \left[\frac{1}{n} \sum_{i=1}^n (\hat{\theta}_i - \theta_i^*)^2 \right] \right)^{1/2}. \quad (3.8)$$

(2) For TOP- m SELECTION,

$$\mathbb{E}[\text{TopRegret}_n^{(m)}(\hat{\delta})] \leq 2\sqrt{\frac{n}{m}} \left(\mathbb{E} \left[\frac{1}{n} \sum_{i=1}^n (\hat{\theta}_i - \theta_i^*)^2 \right] \right)^{1/2}. \quad (3.9)$$

Proof of Theorem 4. (1) By the law of iterated expectations, since $\hat{\theta}_i, \theta_i^*$ are both measurable with respect to the data,³⁵

$$\mathbb{E}[\text{UMRegret}_n] = \mathbb{E} \left[\frac{1}{n} \sum_{i=1}^n \left\{ \mathbb{1}(\theta_i^* \geq 0) - \mathbb{1}(\hat{\theta}_i \geq 0) \right\} \theta_i^* \right]$$

³⁵For a randomized decision rule $\hat{\theta}_i$ that is additionally measurable with respect to some U independent of $(\theta_i, Y_i, \sigma_i)_{i=1}^n$, this step continues to hold since $\mathbb{E}[\theta_i \mid U, Y_i, \sigma_i] = \theta_i^*$.

Note that, for $\mathbb{1}(\theta_i^* \geq 0) - \mathbb{1}(\hat{\theta}_i \geq 0)$ to be nonzero, 0 is between $\hat{\theta}_i$ and θ_i^* . Hence, $|\theta_i^*| \leq |\theta_i^* - \theta_i|$ and thus by Jensen's inequality

$$\mathbb{E}[\text{UMRegret}_n] \leq \mathbb{E} \left[\frac{1}{n} \sum_{i=1}^n |\theta_i^* - \theta_i| \right] \leq \left(\mathbb{E} \left[\frac{1}{n} \sum_{i=1}^n (\theta_i^* - \theta_i)^2 \right] \right)^{1/2}.$$

(2) Let \mathcal{J}^* collect the indices of the top- m entries of θ_i^* and let $\hat{\mathcal{J}}$ collect the indices of the top- m entries of $\hat{\theta}_i$. Then, by law of iterated expectations,

$$\frac{m}{n} \mathbb{E}[\text{TopRegret}_n^{(m)}] = \frac{1}{n} \sum_{i=1}^n \mathbb{E} \left[\left\{ \mathbb{1}(i \in \mathcal{J}^*) - \mathbb{1}(i \in \hat{\mathcal{J}}) \right\} \theta_i^* \right].$$

Observe that this can be controlled by applying [Proposition B.1](#), where $w_i = 0$ for all $i \leq n - m$ and $w_i = 1$ for all $i > n - m$. In this case, $\|w\| = \sqrt{m}$. Hence,

$$\frac{m}{n} \mathbb{E}[\text{TopRegret}_n^{(m)}] \leq 2\sqrt{\frac{m}{n}} \mathbb{E} \left[\left(\frac{1}{n} \sum_{i=1}^n (\hat{\theta}_i - \theta_i^*)^2 \right)^{1/2} \right] \leq 2\sqrt{\frac{m}{n}} \left(\mathbb{E} \left[\frac{1}{n} \sum_{i=1}^n (\hat{\theta}_i - \theta_i^*)^2 \right] \right)^{1/2}.$$

Divide both sides by m/n to obtain the result. \square

Proposition B.1. Suppose $\sigma(\cdot)$ is a permutation such that $\hat{\theta}_{\sigma(1)} \leq \dots \leq \hat{\theta}_{\sigma(n)}$. Then, for any $w_1, \dots, w_n \in \mathbb{R}$,

$$\frac{1}{n} \sum_{i=1}^n w_i \theta_{(i)}^* - \frac{1}{n} \sum_{i=1}^n w_i \theta_{\sigma(i)}^* \leq \frac{2\|w\|_2}{\sqrt{n}} \sqrt{\frac{1}{n} \sum_{i=1}^n (\hat{\theta}_i - \theta_i^*)^2}.$$

where $\theta_{(1)}^* \leq \theta_{(2)}^* \leq \dots \leq \theta_{(n)}^*$ are the order statistics for $\{\theta_1^*, \dots, \theta_n^*\}$ and $\|w\|_2^2 = w_1^2 + \dots + w_n^2$.

Proof. We compute

$$\begin{aligned} \frac{1}{n} \sum_{i=1}^n w_i \theta_{(i)}^* - \frac{1}{n} \sum_{i=1}^n w_i \theta_{\sigma(i)}^* &\leq \left| \frac{1}{n} \sum_{i=1}^n w_i \theta_{(i)}^* - \frac{1}{n} \sum_{i=1}^n w_i \hat{\theta}_{\sigma(i)} \right| + \left| \frac{1}{n} \sum_{i=1}^n w_i (\hat{\theta}_{\sigma(i)} - \theta_{\sigma(i)}^*) \right| \\ &\leq \frac{\|w\|_2}{\sqrt{n}} \sqrt{\frac{1}{n} \sum_{i=1}^n (\theta_{(i)}^* - \hat{\theta}_{\sigma(i)})^2} + \frac{\|w\|_2}{\sqrt{n}} \sqrt{\frac{1}{n} \sum_{i=1}^n (\hat{\theta}_i - \theta_i^*)^2} \\ &\hspace{15em} \text{(Cauchy-Schwarz)} \\ &\leq 2 \frac{\|w\|_2}{\sqrt{n}} \sqrt{\frac{1}{n} \sum_{i=1}^n (\hat{\theta}_i - \theta_i^*)^2}. \end{aligned}$$

The last step follows from the observation that the sorted difference is dominated by the unsorted difference, $\sum_{i=1}^n (\theta_{(i)}^* - \hat{\theta}_{\sigma(i)})^2 \leq \sum_{i=1}^n (\hat{\theta}_i - \theta_i^*)^2$, which is true by the rearrangement inequality.³⁶ \square

Remark B.1 (Mover interpretation of [Theorem 4](#)). Recall that we can think of TOP- m SELECTION as the decision problem in Bergman et al. (2024) ([Remark 4](#)). The utility function represents the expected mobility of a mover, assuming that the mover moves randomly into one of the high mobility Census tracts. Our proof of [Theorem 4](#) allows for a slightly more general decision problem. Suppose the decision now is to provide a full ranking of Census tracts for potential movers and maximize the expected mobility for a mover. Suppose that the probability that a mover moves to a tract depends decreasingly and solely on the tract's rank. To be more concrete, suppose the mover has probability π_1 of moving to the highest-ranked tract, $\pi_2 \leq \pi_1$ to the second-highest, and so forth. Then, with the same argument, the corresponding regret is dominated by $2\sqrt{n \sum_{i=1}^n \pi_i^2} \cdot \left(\mathbb{E} \left[\frac{1}{n} \sum_{i=1}^n (\hat{\theta}_i - \theta_i^*)^2 \right] \right)^{1/2}$, which generalizes (3.9). \blacksquare

Proposition 1. Suppose (Y_i, σ_i) obey (1.1). Fix some $\omega > 0$ and let $Y_{1:n}^{(1)}, Y_{1:n}^{(2)}$ be the coupled bootstrap draws. For some decision problem, let $\delta(Y_{1:n}^{(1)})$ be some decision rule using only data $\left(Y_i^{(1)}, \sigma_{i,(1)}^2 \right)_{i=1}^n$. Let $\mathcal{F} = \left(\theta_{1:n}, Y_{1:n}^{(1)}, \sigma_{1:n,(1)}, \sigma_{1:n,(2)} \right)$, for [Decision Problems 1 to 3](#), the estimators $T(Y_{1:n}^{(2)}, \delta)$ displayed in [Table 2](#) are unbiased for the corresponding loss:

$$\mathbb{E} \left[T(Y_{1:n}^{(2)}, \delta(Y_{1:n}^{(1)})) \mid \mathcal{F} \right] = L \left(\delta(Y_{1:n}^{(1)}), \theta_{1:n} \right).$$

Moreover, their conditional variances are equal to those displayed in [Table 2](#).

Proof of Proposition 1. These are straightforward calculations of the expectation. Since every expectation and variance is conditional on $\theta_{1:n}, Y_{1:n}^{(1)}, \sigma_{1:n,(1)}, \sigma_{1:n,(2)}$, we write $\mathbb{E}[\cdot \mid \mathcal{F}]$ and $\text{Var}(\cdot \mid \mathcal{F})$ without ambiguity.

(1) ([Decision Problem 1](#)) The unbiased estimation follows directly from the calculation

$$\mathbb{E} \left[(Y_i^{(2)} - \delta_i(Y_{1:n}^{(1)}))^2 \mid \mathcal{F} \right] = (\theta_i^{(2)} - \delta_i(Y_{1:n}^{(1)}))^2 + \sigma_{i,(2)}^2$$

The conditional variance statement holds by definition.

(2) ([Decision Problem 2](#)) The unbiased estimation follows directly from the calculation

$$\mathbb{E} \left[\delta_i(Y_{1:n}^{(1)}) Y_i^{(2)} \mid \mathcal{F} \right] = \delta_i(Y_{1:n}^{(1)}) \theta_i.$$

³⁶That is, for all real numbers $x_1 \leq \dots \leq x_n, y_1 \leq \dots \leq y_n$, we have that $\sum_i x_i y_{\pi(i)} \leq \sum_i x_i y_i$ for any permutation $\pi(\cdot)$.

The conditional variance statement follows from

$$\text{Var} \left[\delta_i(Y_{1:n}^{(1)})Y_i^{(2)} \mid \mathcal{F} \right] = \delta_i(Y_{1:n}^{(1)})\sigma_{1:n,(2)}^2.$$

(3) (**Decision Problem 3**) The loss function for **Decision Problem 3** is the same as that for **Decision Problem 2** up to a factor of n/m . Since we condition on $Y_{1:n}^{(1)}$, the argument is thus analogous. \square

References

- Abadie, Alberto, Anish Agarwal, Guido Imbens, Siwei Jia, James McQueen, and Serguei Stepaniants (2023). “Estimating the Value of Evidence-Based Decision Making”. In: *arXiv preprint arXiv:2306.13681* (pp. 2).
- Abaluck, Jason, Mauricio Caceres Bravo, Peter Hull, and Amanda Starc (2021). “Mortality effects and choice across private health insurance plans”. In: *The quarterly journal of economics* 136.3, pp. 1557–1610 (pp. 2).
- Aloni, Tslil and Hadar Avivi (2023). “One Land, Many Promises: The Unequal Consequences of Childhood Location for Natives and Immigrants in Israel”. In: (pp. 2).
- Andrews, Isaiah and Maximilian Kasy (2019). “Identification of and correction for publication bias”. In: *American Economic Review* 109.8, pp. 2766–94 (pp. 2).
- Andrews, Isaiah, Toru Kitagawa, and Adam McCloskey (2024). “Inference on winners”. In: *The Quarterly Journal of Economics* 139.1, pp. 305–358 (pp. 26).
- Angrist, Joshua D, Peter D Hull, Parag A Pathak, and Christopher R Walters (2017). “Leveraging lotteries for school value-added: Testing and estimation”. In: *The Quarterly Journal of Economics* 132.2, pp. 871–919 (pp. 2).
- Arellano, Manuel and Stéphane Bonhomme (2009). “Robust priors in nonlinear panel data models”. In: *Econometrica* 77.2, pp. 489–536 (pp. 2).
- Armstrong, Timothy B and Michal Kolesár (2018). “Optimal inference in a class of regression models”. In: *Econometrica* 86.2, pp. 655–683 (pp. 14).
- Armstrong, Timothy B, Michal Kolesár, and Mikkel Plagborg-Møller (2022). “Robust empirical bayes confidence intervals”. In: *Econometrica* 90.6, pp. 2567–2602 (pp. 15).
- Arnold, David, Will Dobbie, and Peter Hull (2022). “Measuring racial discrimination in bail decisions”. In: *American Economic Review* 112.9, pp. 2992–3038 (pp. 2).
- Athey, Susan and Stefan Wager (2021). “Policy learning with observational data”. In: *Econometrica* 89.1, pp. 133–161 (pp. 22).
- Audibert, Jean-Yves and Alexandre Tsybakov (2007). “Fast learning rates for plug-in classifiers”. In: *Annals of Statistics* (pp. 24).

- Azevedo, Eduardo M, Alex Deng, José Luis Montiel Olea, Justin Rao, and E Glen Weyl (2020). “A/b testing with fat tails”. In: *Journal of Political Economy* 128.12, pp. 4614–000 (pp. 2).
- Baum-Snow, Nathaniel and Lu Han (2019). “The microgeography of housing supply”. In: *Work in progress, University of Toronto* (pp. 2).
- Bergman, Peter, Raj Chetty, Stefanie DeLuca, Nathaniel Hendren, Lawrence F Katz, and Christopher Palmer (2024). “Creating Moves to Opportunity: Experimental Evidence on Barriers to Neighborhood Choice”. In: *American Economic Review* (pp. 2, 3, 5, 9, 10, 22, 23, 26–28, 30–32, 40).
- Bock, Mary Ellen (1975). “Minimax estimators of the mean of a multivariate normal distribution”. In: *The Annals of Statistics*, pp. 209–218 (pp. 16, 17).
- Bonhomme, Stéphane and Angela Denis (2024). *Fixed Effects and Beyond: Bias reduction, Groups, Shrinkage, and Factors in Panel Data*. Tech. rep. (pp. 2).
- Bonhomme, Stéphane, Kerstin Holzheu, Thibaut Lamadon, Elena Manresa, Magne Mogstad, and Bradley Setzler (2020). “How much should we trust estimates of firm effects and worker sorting?” In: (pp. 2).
- Bonhomme, Stéphane and Elena Manresa (2015). “Grouped patterns of heterogeneity in panel data”. In: *Econometrica* 83.3, pp. 1147–1184 (pp. 2).
- Bonvini, Matteo, Edward H Kennedy, and Luke J Keele (2023). “Minimax optimal subgroup identification”. In: *arXiv preprint arXiv:2306.17464* (pp. 24).
- Brown, Lawrence D. (2008). “In-season prediction of batting averages: A field test of empirical Bayes and Bayes methodologies”. In: *The Annals of Applied Statistics* 2.1, pp. 113–152. DOI: 10.1214/07-AOAS138. URL: <https://doi.org/10.1214/07-AOAS138> (pp. 15, 16).
- Calonico, Sebastian, Matias D Cattaneo, and Max H Farrell (2019). “nprobust: Nonparametric kernel-based estimation and robust bias-corrected inference”. In: *arXiv preprint arXiv:1906.00198* (pp. 8, 14, 28).
- Chamberlain, Gary (1984). “Panel data”. In: *Handbook of econometrics* 2, pp. 1247–1318 (pp. 2, 13).
- Chandra, Amitabh, Amy Finkelstein, Adam Sacarny, and Chad Syverson (2016). “Health care exceptionalism? Performance and allocation in the US health care sector”. In: *American Economic Review* 106.8, pp. 2110–44 (pp. 2).
- Chetty, Raj, John N Friedman, Nathaniel Hendren, Maggie R Jones, and Sonya R Porter (2020). *The opportunity atlas: Mapping the childhood roots of social mobility*. Tech. rep. (pp. 2, 5, 7, 8, 26, 27).

- Chetty, Raj, John N Friedman, and Jonah E Rockoff (2014). “Measuring the impacts of teachers I: Evaluating bias in teacher value-added estimates”. In: *American economic review* 104.9, pp. 2593–2632 (pp. 23).
- Chetty, Raj and Nathaniel Hendren (2018). “The impacts of neighborhoods on intergenerational mobility I: Childhood exposure effects”. In: *The Quarterly Journal of Economics* 133.3, pp. 1107–1162 (pp. 2).
- Chyn, Eric and Lawrence F Katz (2021). “Neighborhoods matter: Assessing the evidence for place effects”. In: *Journal of Economic Perspectives* 35.4, pp. 197–222 (pp. 2).
- Coey, Dominic and Kenneth Hung (2022). “Empirical Bayesian Selection for Value Maximization”. In: *arXiv preprint arXiv:2210.03905* (pp. 24).
- DellaVigna, Stefano and Elizabeth Linos (2022). “RCTs to scale: Comprehensive evidence from two nudge units”. In: *Econometrica* 90.1, pp. 81–116 (pp. 2).
- Diamond, Rebecca and Enrico Moretti (2021). *Where is standard of living the highest? Local prices and the geography of consumption*. Tech. rep. National Bureau of Economic Research (pp. 2).
- Doyle, Joseph J, John A Graves, Jonathan Gruber, et al. (2017). *Evaluating measures of hospital quality*. Tech. rep. National Bureau of Economic Research (pp. 2).
- Efron, Bradley (2011). “Tweedie’s formula and selection bias”. In: *Journal of the American Statistical Association* 106.496, pp. 1602–1614 (pp. 14).
- (2016). “Empirical Bayes deconvolution estimates”. In: *Biometrika* 103.1, pp. 1–20 (pp. 13–15).
- (2022). *Exponential families in theory and practice*. Cambridge University Press (pp. 14).
- Efron, Bradley and Carl Morris (1973). “Stein’s estimation rule and its competitors—an empirical Bayes approach”. In: *Journal of the American Statistical Association* 68.341, pp. 117–130 (pp. 7).
- (1975). “Data analysis using Stein’s estimator and its generalizations”. In: *Journal of the American Statistical Association* 70.350, pp. 311–319 (pp. 9).
- Egan, Mark, Gregor Matvos, and Amit Seru (2022). “When Harry fired Sally: The double standard in punishing misconduct”. In: *Journal of Political Economy* 130.5, pp. 1184–1248 (pp. 2).
- Einav, Liran, Amy Finkelstein, and Neale Mahoney (2022). *Producing Health: Measuring Value Added of Nursing Homes*. Tech. rep. National Bureau of Economic Research (pp. 2).
- Elliott, Graham, Nikolay Kudrin, and Kaspar Wüthrich (2022). “Detecting p-hacking”. In: *Econometrica* 90.2, pp. 887–906 (pp. 2).

- Fay, Robert E and Roger A Herriot (1979). “Estimates of income for small places: an application of James-Stein procedures to census data”. In: *Journal of the American Statistical Association* 74.366a, pp. 269–277 (pp. 26).
- Finkelstein, Amy, Matthew Gentzkow, and Heidi Williams (2021). “Place-based drivers of mortality: Evidence from migration”. In: *American Economic Review* 111.8, pp. 2697–2735 (pp. 2).
- George, Edward I, Veronika Ročková, Paul R Rosenbaum, Ville A Satopää, and Jeffrey H Silber (2017). “Mortality rate estimation and standardization for public reporting: Medicare’s hospital compare”. In: *Journal of the American Statistical Association* 112.519, pp. 933–947 (pp. 4, 13, 14).
- Giacomini, Raffaella, Sokbae Lee, and Silvia Sarpietro (2023). *A Robust Method for Microforecasting and Estimation of Random Effects*. arXiv: 2308.01596 [econ.EM] (pp. 2).
- Gilraine, Michael, Jiaying Gu, and Robert McMillan (2020). *A new method for estimating teacher value-added*. Tech. rep. National Bureau of Economic Research (pp. 5, 7, 22, 23).
- Gu, Jiaying and Roger Koenker (2023). “Invidious comparisons: Ranking and selection as compound decisions”. In: *Econometrica* 91.1, pp. 1–41 (pp. 5).
- Gu, Jiaying and Christopher Walters (July 2022). *SI 2022 Methods Lectures - Empirical Bayes Methods, Theory and Application*. <https://www.nber.org/conferences/si-2022-methods-lectures-empirical-bayes-methods-theory-and-application> (pp. 5).
- Hanushek, Eric A (2011). “The economic value of higher teacher quality”. In: *Economics of Education review* 30.3, pp. 466–479 (pp. 23).
- Hull, Peter (2018). “Estimating hospital quality with quasi-experimental data”. In: *Available at SSRN 3118358* (pp. 2).
- Ignatiadis, Nikolaos and Stefan Wager (2019). “Covariate-powered empirical Bayes estimation”. In: *Advances in Neural Information Processing Systems* 32 (pp. 4, 13, 20).
- James, William and Charles Stein (1961). “Estimation with quadratic loss”. In: *Breakthroughs in statistics: Foundations and basic theory*, pp. 443–460 (pp. 7, 9, 16).
- Jiang, Wenhua (2020). “On general maximum likelihood empirical Bayes estimation of heteroscedastic IID normal means”. In: *Electronic Journal of Statistics* 14.1, pp. 2272–2297 (pp. 4, 5, 7, 16, 18, 20, 34).
- Jiang, Wenhua and Cun-Hui Zhang (2009). “General maximum likelihood empirical Bayes estimation of normal means”. In: *The Annals of Statistics* 37.4, pp. 1647–1684 (pp. 4,

- 18, 20, 34).
- (2010). “Empirical Bayes in-season prediction of baseball batting averages”. In: *Borrowing Strength: Theory Powering Applications—A Festschrift for Lawrence D. Brown*. Vol. 6. Institute of Mathematical Statistics, pp. 263–274 (pp. 13, 15).
 - Kane, Thomas J and Douglas O Staiger (2008). *Estimating teacher impacts on student achievement: An experimental evaluation*. Tech. rep. National Bureau of Economic Research (pp. 23).
 - Kiefer, Jack and Jacob Wolfowitz (1956). “Consistency of the maximum likelihood estimator in the presence of infinitely many incidental parameters”. In: *The Annals of Mathematical Statistics*, pp. 887–906 (pp. 4).
 - Kitagawa, Toru and Aleksey Tetenov (2018). “Who should be treated? empirical welfare maximization methods for treatment choice”. In: *Econometrica* 86.2, pp. 591–616 (pp. 22).
 - Kline, Patrick, Evan K Rose, and Christopher Walters (2023). “A Discrimination Report Card”. In: *arXiv preprint arXiv:2306.13005* (pp. 2, 4, 13, 14).
 - Kline, Patrick, Evan K Rose, and Christopher R Walters (2022). “Systemic discrimination among large US employers”. In: *The Quarterly Journal of Economics* 137.4, pp. 1963–2036 (pp. 2, 15).
 - Koenker, Roger and Jiaying Gu (2017). “REBayes: an R package for empirical Bayes mixture methods”. In: *Journal of Statistical Software* 82, pp. 1–26 (pp. 13).
 - (2019). “Comment: Minimalist g-modeling”. In: (pp. 12, 14).
 - Koenker, Roger and Ivan Mizera (2014). “Convex optimization, shape constraints, compound decisions, and empirical Bayes rules”. In: *Journal of the American Statistical Association* 109.506, pp. 674–685 (pp. 4, 13).
 - Kubokawa, T, CP Robert, and AK Md E Saleh (1993). “Estimation of noncentrality parameters”. In: *Canadian Journal of Statistics* 21.1, pp. 45–57 (pp. 15).
 - Kwon, Soonwoo (2023). “Optimal Shrinkage Estimation of Fixed Effects in Linear Panel Data Models”. In: arXiv: 2308.12485 [econ.EM]. URL: <https://arxiv.org/abs/2308.12485> (pp. 16).
 - Liu, Laura, Hyungsik Roger Moon, and Frank Schorfheide (2020). “Forecasting with dynamic panel data models”. In: *Econometrica* 88.1, pp. 171–201 (pp. 2).
 - Manski, Charles F (2004). “Statistical treatment rules for heterogeneous populations”. In: *Econometrica* 72.4, pp. 1221–1246 (pp. 22).
 - Meager, Rachael (2022). “Aggregating distributional treatment effects: A Bayesian hierarchical analysis of the microcredit literature”. In: *American Economic Review* 112.6,

- pp. 1818–47 (pp. 2).
- Mehta, Nirav (2019). “Measuring quality for use in incentive schemes: The case of “shrinkage” estimators”. In: *Quantitative Economics* 10.4, pp. 1537–1577 (pp. 9).
- Montiel Olea, José Luis, Brendan O’Flaherty, and Rajiv Sethi (2021). “Empirical Bayes Counterfactuals in Poisson Regression with an Application to Police Use of Deadly Force”. In: *Available at SSRN 3857213* (pp. 2).
- Morris, Carl N (1983). “Parametric empirical Bayes inference: theory and applications”. In: *Journal of the American statistical Association* 78.381, pp. 47–55 (pp. 7).
- Mountjoy, Jack and Brent R Hickman (2021). *The returns to college (s): Relative value-added and match effects in higher education*. Tech. rep. National Bureau of Economic Research (pp. 2).
- Oliveira, Natalia L, Jing Lei, and Ryan J Tibshirani (2021). “Unbiased risk estimation in the normal means problem via coupled bootstrap techniques”. In: *arXiv preprint arXiv:2111.09447* (pp. 5, 25).
- Rambachan, Ashesh (2021). “Identifying prediction mistakes in observational data”. In: (pp. 2).
- Robbins, Herbert (1956). *An empirical Bayes approach to statistics* (pp. 16).
- Saha, Sujayam and Adityanand Guntuboyina (2020). “On the nonparametric maximum likelihood estimator for Gaussian location mixture densities with application to Gaussian denoising”. In: *The Annals of Statistics* 48.2, pp. 738–762 (pp. 4, 20).
- Soloff, Jake A, Adityanand Guntuboyina, and Bodhisattva Sen (May 2024). “Multivariate, heteroscedastic empirical Bayes via nonparametric maximum likelihood”. In: *Journal of the Royal Statistical Society Series B: Statistical Methodology*, qkae040. ISSN: 1369-7412. DOI: [10.1093/jrsssb/qkae040](https://doi.org/10.1093/jrsssb/qkae040) (pp. 4, 5, 7, 16, 18, 20, 34).
- Stone, Charles J (1980). “Optimal rates of convergence for nonparametric estimators”. In: *The annals of Statistics*, pp. 1348–1360 (pp. 19).
- Stoye, Jörg (2009). “Minimax regret treatment choice with finite samples”. In: *Journal of Econometrics* 151.1, pp. 70–81 (pp. 22).
- Tsybakov, Alexandre (2008). *Introduction to Nonparametric Estimation*. Springer Series in Statistics. Springer New York. ISBN: 9780387790527. URL: <https://books.google.com/books?id=mwB8rUBsbqoC> (pp. 19, 20).
- van der Vaart, Aad W and Jon A Wellner (1996). *Weak convergence*. Springer, pp. 16–28 (pp. 19).
- Vershynin, Roman (2018). *High-dimensional probability: An introduction with applications in data science*. Vol. 47. Cambridge university press (pp. 18).

- Voinov, Vasilii Grigorévich and Mikhail Stepanovich Nikulin (2012). *Unbiased estimators and their applications: volume 1: univariate case*. Vol. 263. Springer Science & Business Media (pp. 25).
- Walters, Christopher (2024). “Empirical Bayes Methods in Labor Economics”. In: (pp. 5, 12).
- Weinstein, Asaf, Zhuang Ma, Lawrence D Brown, and Cun-Hui Zhang (2018). “Group-linear empirical Bayes estimates for a heteroscedastic normal mean”. In: *Journal of the American Statistical Association* 113.522, pp. 698–710 (pp. 4, 13, 14, 16).
- Wernerfelt, Nils, Anna Tuchman, Bradley Shapiro, and Robert Moakler (2022). “Estimating the Value of Offsite Data to Advertisers on Meta”. In: *University of Chicago, Becker Friedman Institute for Economics Working Paper* 114 (pp. 2).
- Xie, Xianchao, SC Kou, and Lawrence D Brown (2012). “SURE estimates for a heteroscedastic hierarchical model”. In: *Journal of the American Statistical Association* 107.500, pp. 1465–1479 (pp. 16).

Online Appendix to “Empirical Bayes When Estimation Precision Predicts Parameters”

Jiafeng Chen

December 10, 2024

Contents

Part 1. Proof of Theorem 1	49
Appendix OA3. Review of notation and proofs of Lemma OA3.2 and Theorem A.1	49
OA3.1. Proof of Theorem A.1	51
OA3.2. Controlling ξ_3	54
OA3.3. Auxiliary lemmas	58
Part 2. Additional discussions and empirical results	61
Appendix OA4. Additional discussions	61
OA4.1. Correlated Y_i and correlated θ_i	61
OA4.2. Alternatives to CLOSE	62
OA4.3. Transformation-based rationalization of the location-scale assumption (2.4)	64
Appendix OA5. Additional empirical exercises	65
OA5.1. Positivity of $s_0(\cdot)$ in the Opportunity Atlas data	66
OA5.2. Simulation exercises setup	66
OA5.3. Different simulation setup	68
OA5.4. Treating σ_i symmetrically with covariates	69
References	71

Part 1 Proof of Theorem 1

Appendix OA3. Review of notation and proofs of Lemma OA3.2 and Theorem A.1

We recall some notation in the main text, and introduce additional notation. Recall that we assume $n \geq 7$. We observe $(Y_i, \sigma_i)_{i=1}^n$, where $(Y_i, \sigma_i) \in \mathbb{R} \times \mathbb{R}_{>0}$ such that

$$Y_i \mid (\theta_i, \sigma_i) \sim \mathcal{N}(\theta_i, \sigma_i^2)$$

and $(Y_i, \theta_i, \sigma_i)$ are mutually independent. Assume that the joint distribution for (θ_i, σ_i) takes the location-scale form (2.4)

$$\theta_i \mid (\sigma_1, \dots, \sigma_n) \sim G_0 \left(\frac{\theta_i - m_0(\sigma_i)}{s_0(\sigma_i)} \right).$$

Define shorthands $m_{0i} = m_0(\sigma_i)$ and $s_{0i} = s_0(\sigma_i)$. Define the transformed parameter $\tau_i = \frac{\theta_i - m_{0i}}{s_{0i}}$, the transformed data $Z_i = \frac{Y_i - m_{0i}}{s_{0i}}$, and the transformed variance $\nu_i^2 = \frac{\sigma_i^2}{s_{0i}^2}$. By assumption,

$$Z_i \mid (\tau_i, \nu_i) \sim \mathcal{N}(\tau_i, \nu_i^2) \quad \tau_i \mid \nu_1, \dots, \nu_n \stackrel{\text{i.i.d.}}{\sim} G_0.$$

Let $\hat{\eta} = (\hat{m}, \hat{s})$ denote estimates of m_0 and s_0 . Likewise, let $\hat{\eta}_i = (\hat{m}_i, \hat{s}_i) = (\hat{m}(\sigma_i), \hat{s}(\sigma_i))$. For a given $\hat{\eta}$, define

$$\hat{Z}_i = \hat{Z}_i(\hat{\eta}) = \hat{Z}_i(Z_i, \hat{\eta}) = \frac{Y_i - \hat{m}_i}{\hat{s}_i} = \frac{s_{0i}Z_i + m_{0i} - \hat{m}_i}{\hat{s}_i} \quad \hat{\nu}_i^2 = \hat{\nu}_i^2(\hat{\eta}) = \frac{\sigma_i^2}{\hat{s}_i^2}.$$

We will condition on $\sigma_{1:n}$ throughout, and hence we treat them as fixed. Let ν_ℓ, ν_u be the corresponding bounds on $\nu_i = \frac{\sigma_i^2}{s_0^2(\sigma_i)}$, implied by Assumption 3.

For generic values $\eta = (m, s)$ and distribution G , define the log-likelihood function

$$\psi_i(z, \eta, G) = \log \int_{-\infty}^{\infty} \varphi \left(\frac{\hat{Z}_i(\eta) - \tau}{\hat{\nu}_i(\eta)} \right) G(d\tau) = \log \left(\hat{\nu}_i(\eta) \cdot f_{G, \hat{\nu}_i(\eta)}(\hat{Z}_i(\eta)) \right),$$

where we recall $f_{G, \nu}$ from (A.4). As a shorthand, we write $f_{i,G} = f_{G, \nu_i}(Z_i)$ and $f'_{i,G} = f'_{G, \nu_i}(Z_i)$.

Fix some generic G and $\eta = (m, s)$. The empirical Bayes posterior mean ignores the fact that G, η are potentially estimated. The posterior mean for $\theta_i = s_i\tau + m_i$ is

$$\hat{\theta}_{i,G,\eta} \equiv m_i + s_i \mathbf{E}_{G, \hat{\nu}_i(\eta)}[\tau \mid \hat{Z}_i(\eta)].$$

Here, we define $\mathbf{E}_{G, \nu}[h(\tau, Z) \mid z]$ as the function of z that equals the posterior mean for $h(\tau, Z)$ under the data-generating model $\tau \sim G$ and $Z \mid \tau \sim \mathcal{N}(\tau, \nu)$. Explicitly,

$$\mathbf{E}_{G, \nu}[h(\tau, Z) \mid z] = \frac{1}{f_{G, \nu}(z)} \int h(\tau, z) \varphi \left(\frac{z - \tau}{\nu} \right) \frac{1}{\nu} G(d\tau).$$

Explicitly, by Tweedie's formula,

$$\mathbf{E}_{G, \hat{\nu}_i(\eta)}[\tau_i \mid \hat{Z}_i(\eta)] = \hat{Z}_i(\eta) + \hat{\nu}_i^2(\eta) \frac{f'_{G, \hat{\nu}_i(\eta)}(\hat{Z}_i(\eta))}{f_{G, \hat{\nu}_i(\eta)}(\hat{Z}_i(\eta))}.$$

Hence, since $\hat{Z}_i(\eta) = \frac{Y_i - m_i}{s_i}$,

$$\hat{\theta}_{i, G, \eta} = Y_i + s_i \hat{\nu}_i^2(\eta) \frac{f'_{G, \hat{\nu}_i(\eta)}(\hat{Z}_i(\eta))}{f_{G, \hat{\nu}_i(\eta)}(\hat{Z}_i(\eta))}.$$

Define $\theta_i^* = \hat{\theta}_{i, G_0, \eta_0}$ as the oracle Bayesian's posterior mean. Fix some positive number $\rho > 0$, define a regularized posterior mean as

$$\hat{\theta}_{i, G, \eta, \rho} = Y_i + s_i \hat{\nu}_i^2(\eta) \frac{f'_{G, \hat{\nu}_i(\eta)}(\hat{Z}_i(\eta))}{f_{G, \hat{\nu}_i(\eta)}(\hat{Z}_i(\eta)) \vee \frac{\rho}{\hat{\nu}_i(\eta)}} \quad (\text{OA3.1})$$

and define $\theta_{i, \rho}^* = \hat{\theta}_{i, G_0, \eta_0, \rho}$ correspondingly. Similarly, we define

$$\hat{\tau}_{i, G, \eta, \rho} = \hat{Z}_i(\eta) + \hat{\nu}_i^2(\eta) \frac{f'_{G, \hat{\nu}_i(\eta)}(\hat{Z}_i(\eta))}{f_{G, \hat{\nu}_i(\eta)}(\hat{Z}_i(\eta)) \vee \frac{\rho}{\hat{\nu}_i(\eta)}} \quad \tau_{i, \rho}^* = \hat{\tau}_{i, G_0, \eta_0, \rho} \quad (\text{OA3.2})$$

We also define

$$\varphi_+(\rho) = \sqrt{\log \frac{1}{2\pi\rho^2}} \quad \rho \in (0, (2\pi)^{-1/2}) \quad (\text{OA3.3})$$

so that $\varphi(\varphi_+(\rho)) = \rho$. Observe that $\varphi_+(\rho) \lesssim \sqrt{\log(1/\rho)}$.

Recall the event A_n in (A.1) as well as \bar{Z}_n . Many of the following statements are true for A_n defined with generic Δ_n, M_n . However, to obtain our rate expression in the end, recall that we set Δ_n, M_n to be of the following form:

$$\Delta_n = C_{\mathcal{H}} n^{-\frac{p}{2p+1}} (\log n)^\beta \text{ and } M_n = (C_{\mathcal{H}} + 1)(C_{2, \mathcal{H}}^{-1} \log n)^{1/\alpha}. \quad (\text{OA3.4})$$

Here, $C_{\mathcal{H}}$ is to be chosen, and $C_{2, \mathcal{H}}$ is some constant determined by [Theorem SM6.1](#). Correspondingly, we also have a choice

$$\rho_n = \frac{1}{n^3} e^{-C_{\mathcal{H}, \rho} M_n^2 \Delta_n} \wedge \frac{1}{e\sqrt{2\pi}}, \quad (\text{OA3.5})$$

where the constant $C_{\mathcal{H}, \rho}$ is chosen to satisfy the following result, proved in [Appendix SM6](#).

Lemma OA3.1. Suppose $|\bar{Z}_n| = \max_{i \in [n]} |Z_i| \vee 1 \leq M_n$, $\|\hat{s} - s_0\|_\infty \leq \Delta_n$, and $\|\hat{m} - m_0\|_\infty \leq \Delta_n$. Let \hat{G}_n satisfy [Assumption 1](#) and $\hat{\eta}$ satisfy [Assumption 4](#). Then, under [Assumption SM6.1](#),³⁷

³⁷This assumption is satisfied with our choices in (OA3.4).

- (1) $|\hat{Z}_i \vee 1| \lesssim_{\mathcal{H}} M_n$
(2) There exists $C_{\mathcal{H}}$ such that with $\rho_n = \frac{1}{n^3} \exp(-C_{\mathcal{H}} M_n^2 \Delta_n) \wedge \frac{1}{e\sqrt{2\pi}}$, we have that

$$f_{\hat{G}_n, \nu_i}(Z_i) \geq \frac{\rho_n}{\nu_i}.$$

- (3) The choice of ρ_n satisfies $\log(1/\rho_n) \asymp_{\mathcal{H}} \log n$, $\varphi_+(\rho_n) \asymp_{\mathcal{H}} \sqrt{\log n}$, and $\rho_n \lesssim_{\mathcal{H}} n^{-3}$.

We now state and prove **Lemma OA3.2** and **Theorem A.1**, which are crucial claims in the proof of **Theorem 1**. The first claim, **Lemma OA3.2**, controls regret on the event A_n^C .

Lemma OA3.2. Under **Assumptions 1 to 4**, for $\beta \geq 0$, suppose Δ_n, M_n are of the form **(OA3.4)** such that $\mathbb{P}(\bar{Z}_n > M_n) \leq n^{-2}$, we can decompose

$$\begin{aligned} \mathbb{E}[\text{MSERegret}_n(\hat{G}_n, \hat{\eta}) \mathbb{1}(\|\hat{\eta} - \eta_0\|_{\infty} > \Delta_n)] &\lesssim_{\mathcal{H}} \mathbb{P}(\|\hat{\eta} - \eta_0\|_{\infty} > \Delta_n)^{1/2} (\log n)^{2/\alpha} \\ \mathbb{E}[\text{MSERegret}_n(\hat{G}_n, \hat{\eta}) \mathbb{1}(\bar{Z}_n > M_n)] &\lesssim_{\mathcal{H}} \frac{1}{n} (\log n)^{2/\alpha}. \end{aligned}$$

Proof. Observe that, for an event A on the data $Z_{1:n}$,

$$\begin{aligned} \mathbb{E}[\text{MSERegret}_n(\hat{G}_n, \hat{\eta}) \mathbb{1}(A)] &= \mathbb{E}\left[\frac{1}{n} \sum_{i=1}^n (\hat{\theta}_{i, \hat{G}_n, \hat{\eta}} - \theta_i^*)^2 \mathbb{1}(A)\right] \\ &\leq \mathbb{E}\left[\left(\frac{1}{n} \sum_{i=1}^n (\hat{\theta}_{i, \hat{G}_n, \hat{\eta}} - \theta_i^*)^2\right)^2\right]^{1/2} \mathbb{P}(A)^{1/2} \end{aligned}$$

by Cauchy–Schwarz. Since $\|\hat{\eta} - \eta_0\|_{\infty} \lesssim_{\mathcal{H}} 1$, a crude bound (**Lemma OA3.6**) shows that

$$\left(\frac{1}{n} \sum_{i=1}^n (\hat{\theta}_{i, \hat{G}_n, \hat{\eta}} - \theta_i^*)^2\right)^2 \lesssim_{\mathcal{H}} \bar{Z}_n^4,$$

since $\|\hat{\eta} - \eta_0\|_{\infty} \lesssim_{\mathcal{H}} 1$. Apply **Lemma OA3.7** to find that $\mathbb{E}[\bar{Z}_n^4] \lesssim_{\mathcal{H}} (\log n)^{4/\alpha}$. This proves both claims. \square

The main theorem of this part in the Online Appendix is stated and proved in the following section. It characterizes regret behavior on the event A_n , for Δ_n, M_n chosen as in **(OA3.4)**.

OA3.1 Proof of Theorem A.1. We first state a result that is key to our remaining arguments, which we verify in the Supplementary Material (**Appendix SM7**).

Corollary OA3.1. Assume *Assumptions 1 to 4* hold and suppose Δ_n, M_n take the form (OA3.4). Define the rate function

$$\delta_n = n^{-p/(2p+1)} (\log n)^{\frac{2+\alpha}{2\alpha} + \beta}. \quad (\text{OA3.6})$$

Then, there exists some constant $B_{\mathcal{H}}$, depending solely on $C_{\mathcal{H}}^*$ in *Corollary SM6.1*, β , and p, ν_ℓ, ν_u such that

$$\mathbb{P} \left[A_n, \bar{h}(f_{\hat{G}_n, \cdot}, f_{G_0, \cdot}) > B_{\mathcal{H}} \delta_n \right] \leq \left(\frac{\log \log n}{\log 2} + 10 \right) \frac{1}{n}.$$

Theorem A.1. Suppose *Assumptions 1 to 4* hold. Fix some $\beta > 0, C_1 > 0$, there exists choices of a constant $C_{\mathcal{H},2}$ such that, for $\Delta_n = C_1 n^{-p/(2p+1)} (\log n)^\beta$, $M_n = C_{\mathcal{H},2} (\log n)^{1/\alpha}$, and corresponding A_n ,

$$\mathbb{E} \left[\text{MSERegret}_n(\hat{G}_n, \hat{\eta}) \mathbb{1}(A_n) \right] \lesssim_{\mathcal{H}} n^{-\frac{2p}{2p+1}} (\log n)^{\frac{2+\alpha}{\alpha} + 3 + 2\beta}.$$

Proof. We choose M_n to be of the form (OA3.4). Note that we can decompose

$$\begin{aligned} \text{MSERegret}_n(G, \eta) &= \frac{1}{n} \sum_{i=1}^n (\hat{\theta}_{i,G,\eta} - \theta_i)^2 - \frac{1}{n} \sum_{i=1}^n (\theta_i^* - \theta_i)^2 \\ &= \frac{1}{n} \sum_{i=1}^n (\hat{\theta}_{i,G,\eta} - \theta_i^*)^2 + \frac{2}{n} \sum_{i=1}^n (\theta_i^* - \theta_i)(\hat{\theta}_{i,G,\eta} - \theta_i^*) \end{aligned} \quad (\text{OA3.7})$$

Note that the second term in the decomposition (OA3.7), truncated to A_n , is mean zero:

$$\mathbb{E} \left[\mathbb{1}(A_n) \frac{2}{n} \sum_{i=1}^n (\theta_i^* - \theta_i)(\hat{\theta}_{i,\hat{G}_n,\hat{\eta}} - \theta_i^*) \right] = 0,$$

since $\mathbb{E}[(\theta_i^* - \theta_i) \mid Y_1, \dots, Y_n] = 0$. Thus, we can focus on

$$\mathbb{E}[\text{MSERegret}_n(\hat{G}_n, \hat{\eta}) \mathbb{1}(A_n)] = \mathbb{E} \left[\frac{\mathbb{1}(A_n)}{n} \sum_{i=1}^n (\hat{\theta}_{i,\hat{G}_n,\hat{\eta}} - \theta_i^*)^2 \right] \equiv \frac{1}{n} \mathbb{E}[\mathbb{1}(A_n) \|\hat{\theta}_{\hat{G}_n,\hat{\eta}} - \theta^*\|^2], \quad (\text{OA3.8})$$

where we let $\hat{\theta}_{\hat{G}_n,\hat{\eta}}$ denote the vector of estimated posterior means and let θ^* denote the corresponding vector of oracle posterior means. Let the subscript ρ_n denote a vector of regularized posterior means as in (OA3.1). Here, we set ρ_n as in (OA3.5). Thus, we may further decompose by triangle inequality:

$$\|\hat{\theta}_{\hat{G}_n,\hat{\eta}} - \theta^*\| \leq \|\hat{\theta}_{\hat{G}_n,\hat{\eta}} - \hat{\theta}_{\hat{G}_n,\eta_0}\| + \|\hat{\theta}_{\hat{G}_n,\eta_0} - \hat{\theta}_{\hat{G}_n,\eta_0,\rho_n}\| + \|\hat{\theta}_{\hat{G}_n,\eta_0,\rho_n} - \theta_{\rho_n}^*\| + \|\theta_{\rho_n}^* - \theta^*\|.$$

We denote each term in the decomposition of (OA3.8) by ξ_1, \dots, ξ_4 :

$$\xi_1 = \frac{\mathbb{1}(A_n)}{n} \|\hat{\theta}_{\hat{G}_n,\hat{\eta}} - \hat{\theta}_{\hat{G}_n,\eta_0}\|^2 \quad (\text{OA3.9})$$

$$\xi_2 = \frac{\mathbb{1}(A_n)}{n} \|\hat{\theta}_{\hat{G}_n, \eta_0} - \hat{\theta}_{\hat{G}_n, \eta_0, \rho_n}\|^2 \quad (\text{OA3.10})$$

$$\xi_3 = \frac{\mathbb{1}(A_n)}{n} \|\hat{\theta}_{\hat{G}_n, \eta_0, \rho_n} - \theta_{\rho_n}^*\|^2 \quad (\text{OA3.11})$$

$$\xi_4 = \frac{\mathbb{1}(A_n)}{n} \|\theta_{\rho_n}^* - \theta^*\|^2. \quad (\text{OA3.12})$$

We have that

$$(\text{OA3.8}) \leq 4(\mathbb{E}\xi_1 + \mathbb{E}\xi_2 + \mathbb{E}\xi_3 + \mathbb{E}\xi_4) = 4(\mathbb{E}\xi_1 + \mathbb{E}\xi_3 + \mathbb{E}\xi_4).$$

The individual ξ_j 's are bounded by the arguments in the remainder of this section. The key term leading to the final rate is $\mathbb{E}[\xi_3]$:

- We show in [Lemma OA3.3](#) that $\xi_1 \lesssim_{\mathcal{H}} M_n^2(\log n)^2 \Delta_n^2$, and thus $\mathbb{E}\xi_1 \lesssim_{\mathcal{H}} M_n^2(\log n)^2 \Delta_n^2$.
- [Lemma OA3.1\(2\)](#) implies that, given the choice ρ_n in [\(OA3.5\)](#), the regularized posterior means and the unregularized posterior means are equal $\hat{\theta}_{\hat{G}_n, \eta_0, \rho_n} = \hat{\theta}_{\hat{G}_n, \eta_0}$, since the truncation does not bind. Therefore, $\xi_2 = 0$.
- We show in [Appendix OA3.2](#) that $\mathbb{E}\xi_3 \lesssim_{\mathcal{H}} (\log n)^3 \delta_n^2$. Here, δ_n is the rate in [\(OA3.6\)](#).
- Finally, we show in [Lemma OA3.4](#) that $\mathbb{E}\xi_4 \lesssim_{\mathcal{H}} \frac{1}{n}$.

Lastly, we observe that by the definition of δ_n in [\(OA3.6\)](#), the upper bound for $\mathbb{E}[\xi_3]$ is the dominating rate. Plugging the definition of δ_n^2 yields that

$$(\text{OA3.8}) = \mathbb{E}[\text{MSERegret}_n(\hat{G}_n, \hat{\eta}) \mathbb{1}(A_n)] \lesssim_{\mathcal{H}} n^{-\frac{2p}{2p+1}} (\log n)^{\frac{2+\alpha}{\alpha}+3+2\beta}. \quad \square$$

Remark OA3.1 (Remainder of proof). The proof for [Theorem A.1](#) hinges on the key result in [Appendix OA3.2](#) for bounding ξ_3 . Effectively, the argument first relates ξ_3 to the corresponding regret for the transformed parameters τ_i [\(OA3.2\)](#):

$$\|\tau_{\hat{G}_n, \eta_0, \rho_n} - \tau_{\rho_n}^*\|^2.$$

To prove a bound for this object, we truncate to the event where $\bar{h}^2(f_{\hat{G}_n, \cdot}, f_{G_0, \cdot})$ is small and use the fact that, loosely speaking, the $\|\tau_{\hat{G}_n, \eta_0, \rho_n} - \tau_{\rho_n}^*\|^2$ can be bounded by $\bar{h}^2(f_{\hat{G}_n, \cdot}, f_{G_0, \cdot})$. For this argument to work, the key is that the event where $\bar{h}^2(f_{\hat{G}_n, \cdot}, f_{G_0, \cdot})$ is small has high probability, which is shown in [Corollary OA3.1](#). Lastly, to prove [Corollary OA3.1](#), we need to first establish that \hat{G}_n —estimated off $(\hat{Z}_i, \hat{\nu}_i)$ —does not have high likelihood suboptimality $\text{Sub}_n(\hat{G}_n)$. This is the most laborious part of the proof ([Corollary SM6.1](#)). ■

Lemma OA3.3. *Under the assumptions of [Theorem A.1](#), in the proof of [Theorem A.1](#), $\xi_1 \lesssim_{\mathcal{H}} M_n^2(\log n)^2 \Delta_n^2$.*

Proof. Note that, by an application of Taylor's theorem,

$$\begin{aligned}
\left| \hat{\theta}_{i, \hat{G}_n, \hat{\eta}} - \hat{\theta}_{i, \hat{G}_n, \eta_0} \right| &= \sigma_i^2 \left| \frac{f'_{\hat{G}_n, \hat{\nu}_i}(\hat{Z}_i)}{\hat{s}_i f_{\hat{G}_n, \hat{\nu}_i}(\hat{Z}_i)} - \frac{f'_{\hat{G}_n, \nu_i}(Z_i)}{s_{0i} f_{\hat{G}_n, \nu_i}(Z_i)} \right| \\
&= \sigma_i^2 \left| \left(\frac{\partial \psi_i}{\partial m_i} \Big|_{\hat{G}_n, \hat{\eta}} - \frac{\partial \psi_i}{\partial m_i} \Big|_{\hat{G}_n, \eta_0} \right) \right| \quad (\text{Equation (SM6.4)}) \\
&= \sigma_i^2 \left| \frac{\partial^2 \psi_i}{\partial m_i \partial s_i} \Big|_{\hat{G}_n, \tilde{\eta}_i} (\hat{s}_i - s_{0i}) + \frac{\partial^2 \psi_i}{\partial m_i^2} \Big|_{\hat{G}_n, \tilde{\eta}_i} (\hat{m}_i - m_{0i}) \right|,
\end{aligned}$$

where we use $\tilde{\eta}_i$ to denote some intermediate value lying on the line segment between $\hat{\eta}_i$ and η_{0i} . By [Lemma SM6.11](#), we can bound the two derivative terms and obtain

$$\mathbb{1}(A_n) \left| \hat{\theta}_{i, \hat{G}_n, \hat{\eta}} - \hat{\theta}_{i, \hat{G}_n, \eta_0} \right| \lesssim_{\mathcal{H}} M_n(\log n) \Delta_n.$$

Hence, squaring both sides, we obtain $\xi_1 \lesssim_{\mathcal{H}} M_n^2(\log n)^2 \Delta_n^2$. \square

Lemma OA3.4. *Under the assumptions of [Theorem A.1](#), in the proof of [Theorem A.1](#), $\mathbb{E}\xi_4 \lesssim_{\mathcal{H}} \frac{1}{n}$.*

Proof. Note that

$$\begin{aligned}
\mathbb{E}[(\theta_{i, \rho_n}^* - \theta_i^*)^2] &= s_{0i}^2 \int \left(\nu_i^2 \frac{f'_{G_0, \nu_i}(z)}{f_{G_0, \nu_i}(z)} \right)^2 \left(1 - \frac{f_{G_0, \nu_i}}{f_{G_0, \nu_i} \vee \frac{\rho_n}{\nu_i}} \right)^2 f_{G_0, \nu_i}(z) dz \\
&\leq s_{0i}^2 \mathbb{E} \left[\left(\nu_i^2 \frac{f'_{G_0, \nu_i}(Z)}{f_{G_0, \nu_i}(Z)} \right)^4 \right]^{1/2} \cdot \mathbb{P}[f_{G_0, \nu_i}(Z) < \rho_n / \nu_i]^{1/2} \\
&\quad (\text{Cauchy-Schwarz}) \\
&\lesssim_{\mathcal{H}} \mathbb{E}[(\tau - Z)^4]^{1/2} \cdot \rho_n^{1/3} \text{Var}(Z)^{1/6} \\
&\quad (\text{Tweedie's formula, Jensen's inequality, and [Lemma SM6.9](#)}) \\
&\lesssim_{\mathcal{H}} \frac{1}{n}.
\end{aligned}$$

In particular, the third line follows since by Tweedie's formula and Jensen's inequality

$$\mathbb{E} \left[\left(\nu_i^2 \frac{f'_{G_0, \nu_i}(Z)}{f_{G_0, \nu_i}(Z)} \right)^4 \right] = \mathbb{E} [\mathbb{E}_{G_0, \nu_i}[\tau - Z \mid Z]^4] \leq \mathbb{E}[(\tau - Z)^4] \lesssim_{\mathcal{H}} 1.$$

Therefore, $\mathbb{E}[\xi_4] \lesssim_{\mathcal{H}} \frac{1}{n}$. \square

OA3.2 Controlling ξ_3 .

Lemma OA3.5. Under the assumptions of [Theorem A.1](#), in the proof of [Theorem A.1](#), $\mathbb{E}\xi_3 \lesssim_{\mathcal{H}} (\log n)^3 \delta_n^2$, where δ_n is defined in [\(OA3.6\)](#).

Proof. Observe that $\left| \hat{\theta}_{i, \hat{G}_n, \eta_0, \rho_n} - \theta_{i, \rho_n}^* \right| = s_{0i} \left| \hat{\tau}_{i, \hat{G}_n, \eta_0, \rho_n} - \tau_{i, \rho_n}^* \right|$ where $\hat{\tau}_{i, \hat{G}_n, \eta_0, \rho_n}$ is the regularized posterior with prior \hat{G}_n at conditional moments η_0 and $\tau_{i, \rho_n}^* = \hat{\tau}_{i, G_0, \eta_0, \rho_n}$, where we recall [\(OA3.2\)](#).

Thus, we shall focus on controlling

$$\mathbb{1}(A_n) \|\hat{\tau}_{\hat{G}_n, \eta_0, \rho_n} - \tau_{\rho_n}^*\|^2.$$

Fix the rate function δ_n in [\(OA3.6\)](#) and the constant $B_{\mathcal{H}}$ in [Corollary OA3.1](#) (which in turn depends on $C_{\mathcal{H}}^*$ in [Corollary SM6.1](#)). Let $B_n = \{\bar{h}(f_{\hat{G}_n, \cdot}, f_{G_0, \cdot}) < B_{\mathcal{H}} \delta_n\}$ be the event of a small average squared Hellinger distance. Let G_1, \dots, G_N be a finite set of prior distributions (chosen to be a net of $\{G : \bar{h}(f_{G, \cdot}, f_{G_0, \cdot}) \leq \delta_n\}$ in some distance), and let $\tau_{\rho_n}^{(j)}$ be the posterior mean vector corresponding to prior G_j with conditional moments η_0 and regularization ρ_n .

Now, note that, for any j ,

$$\begin{aligned} & \mathbb{1}(A_n) \|\hat{\tau}_{\hat{G}_n, \eta_0, \rho_n} - \tau_{\rho_n}^*\| \\ & \leq \|\hat{\tau}_{\hat{G}_n, \eta_0, \rho_n} - \tau_{\rho_n}^*\| \mathbb{1}(A_n \cap B_n^C) + \mathbb{1}(A_n \cap B_n) \left(\|\hat{\tau}_{\hat{G}_n, \eta_0, \rho_n} - \tau_{\rho_n}^*\| - \|\tau_{\rho_n}^{(j)} - \tau_{\rho_n}^*\| \right)_+ \\ & \quad + \left(\|\tau_{\rho_n}^{(j)} - \tau_{\rho_n}^*\| - \mathbb{E}[\|\tau_{\rho_n}^{(j)} - \tau_{\rho_n}^*\|] \right)_+ + \mathbb{E}[\|\tau_{\rho_n}^{(j)} - \tau_{\rho_n}^*\|]. \end{aligned}$$

Then

$$\frac{\mathbb{1}(A_n)}{n} \|\hat{\tau}_{\hat{G}_n, \eta_0, \rho_n} - \tau_{\rho_n}^*\|^2 \leq \frac{4}{n} (\zeta_1^2 + \zeta_2^2 + \zeta_3^2 + \zeta_4^2)$$

where

$$\zeta_1^2 = \|\hat{\tau}_{\hat{G}_n, \eta_0, \rho_n} - \tau_{\rho_n}^*\|^2 \mathbb{1}(A_n \cap B_n^C) \quad (\text{OA3.13})$$

$$\zeta_2^2 = \left(\|\hat{\tau}_{\hat{G}_n, \eta_0, \rho_n} - \tau_{\rho_n}^*\| - \max_{j \in [N]} \|\tau_{\rho_n}^{(j)} - \tau_{\rho_n}^*\| \right)_+^2 \mathbb{1}(A_n \cap B_n) \quad (\text{OA3.14})$$

$$\zeta_3^2 = \max_{j \in [N]} \left(\|\tau_{\rho_n}^{(j)} - \tau_{\rho_n}^*\| - \mathbb{E}[\|\tau_{\rho_n}^{(j)} - \tau_{\rho_n}^*\|] \right)_+^2 \quad (\text{OA3.15})$$

$$\zeta_4^2 = \max_{j \in [N]} \left(\mathbb{E}[\|\tau_{\rho_n}^{(j)} - \tau_{\rho_n}^*\|] \right)^2. \quad (\text{OA3.16})$$

The decomposition ζ_1 through ζ_4 is exactly analogous to Section D.3 in the supplementary materials to Soloff et al. (2024) and to the proof of Theorem 1 in Jiang (2020). In particular, ζ_1 is the gap on the “bad event” where the average squared Hellinger distance is large, which is manageable since $\mathbb{1}(A_n \cap B_n^C)$ has small probability by [Corollary OA3.1](#). ζ_2 is the distance from the posterior means at \hat{G}_n to the closest posterior mean generated from

the net G_1, \dots, G_N ; ζ_2 is small if we make the net $\{G_1, \dots, G_N\}$ very fine. ζ_3 measures the distance between $\|\tau_{\rho_n}^{(j)} - \tau_{\rho_n}^*\|$ and its expectation; ζ_3 can be controlled by (i) a large-deviation inequality and (ii) controlling the metric entropy of the net (**Proposition SM6.2**). Lastly, ζ_4 measures the expected distance between $\tau_{\rho_n}^{(j)}$ and $\tau_{\rho_n}^*$; it is small since G_j are fixed priors with small average squared Hellinger distance.

However, our argument for ζ_3 is slightly different and avoids an argument in Jiang and Zhang (2009) which appears to not apply in the heteroskedastic setting. See **Remark OA3.2**.

The subsequent subsections control ζ_1 through ζ_4 , and find that $\zeta_4 \lesssim_{\mathcal{H}} (\log n)^3 \delta_n^2$ is the dominating term. \square

OA3.2.1 Controlling ζ_1 . First, we note that,

$$\left(\hat{\tau}_{i, \hat{G}_n, \eta_0, \rho_n} - \tau_{i, \rho_n}^* \right)^2 \mathbb{1}(A_n \cap B_n^C) \lesssim_{\mathcal{H}} \log(1/\rho_n) \mathbb{1}(A_n \cap B_n^C) = \log n \mathbb{1}(A_n \cap B_n^C). \quad (\text{Lemmas OA3.1 and SM6.8})$$

By **Corollary OA3.1**, $P(A_n \cap B_n^C) \leq \left(\frac{\log \log n}{\log 2} + 9 \right) \frac{1}{n}$, and hence $\frac{1}{n} \mathbb{E} \zeta_1^2 \lesssim_{\mathcal{H}} \frac{\log n \log \log n}{n}$.

OA3.2.2 Controlling ζ_2 . Choose G_1, \dots, G_N to be a minimal ω -covering of $\{G : \bar{h}(f_{G, \cdot}, f_{G_0, \cdot}) \leq \delta_n\}$ under the pseudometric

$$d_{M_n, \rho_n}(H_1, H_2) = \max_{i \in [n]} \sup_{z: |z| \leq M_n} \left| \frac{\nu_i^2 f'_{H_1, \nu_i}(z)}{f_{H_1, \nu_i}(z) \vee (\rho_n / \nu_i)} - \frac{\nu_i^2 f'_{H_2, \nu_i}(z)}{f_{H_2, \nu_i}(z) \vee (\rho_n / \nu_i)} \right| \quad (\text{OA3.17})$$

where $N \leq N(\omega/2, \mathcal{P}(\mathbb{R}), d_{M_n, \rho_n})$.³⁸ We note that (OA3.17) and $d_{m, \infty, M}$ (SM6.39) are different only by constant factors, in the sense that $d_{M_n, \rho_n}(H_1, H_2) \asymp_{\mathcal{H}} d_{m, \infty, M}(H_1, H_2)$ for all H_1, H_2 . Therefore, **Proposition SM6.2** implies that

$$\log N \left(\frac{\delta \log(1/\delta)}{\rho_n} \sqrt{\log(1/\rho_n)}, \mathcal{P}(\mathbb{R}), d_{M_n, \rho_n} \right) \lesssim_{\mathcal{H}} \log(1/\delta)^2 \max \left(1, \frac{M_n}{\sqrt{\log(1/\delta)}} \right). \quad (\text{OA3.18})$$

Then,

$$\begin{aligned} \frac{1}{n} \zeta_2^2 &\leq \frac{\mathbb{1}(A_n \cap B_n)}{n} \min_{j \in [N]} \left(\|\hat{\tau}_{\hat{G}_n, \eta_0, \rho_n} - \tau_{\rho_n}^*\| - \|\tau_{\rho_n}^{(j)} - \tau_{\rho_n}^*\| \right)^2 \\ &\leq \mathbb{1}(A_n \cap B_n) \frac{1}{n} \min_{j \in [N]} \|\hat{\tau}_{\hat{G}_n, \eta_0, \rho_n} - \tau_{\rho_n}^{(j)}\|^2 \\ &\quad (\text{Triangle inequality : } \||a - b\| - \|b - c\|\| \leq \|a - c\|) \end{aligned}$$

³⁸This is by the monotonicity relation of covering numbers. See Exercise 4.2.10 in Vershynin (2018).

$$\begin{aligned}
&= \mathbb{1}(A_n \cap B_n) \min_{j \in [N]} \frac{1}{n} \sum_{i=1}^n \mathbb{1}(|Z_i| \leq M_n) \left(\frac{\nu_i^2 f'_{\hat{G}_n, \nu_i}(Z_i)}{f_{\hat{G}_n, \nu_i}(Z_i) \vee (\rho_n/\nu_i)} - \frac{\nu_i^2 f'_{G_j, \nu_i}(Z_i)}{f_{G_j, \nu_i}(Z_i) \vee (\rho_n/\nu_i)} \right)^2 \\
&\leq \omega^2 \lesssim_{\mathcal{H}} \frac{\delta^2 \log(1/\delta)^2}{\rho_n^2} \log(1/\rho_n). \\
&\quad (\text{Reparametrize } \omega = 2\delta \log(1/\delta) \rho_n^{-1} \sqrt{\log(1/\rho_n)})
\end{aligned}$$

OA3.2.3 Controlling ζ_3 . We first observe that $V_{ij} \equiv |\tau_{i, \rho_n}^{(j)} - \tau_{i, \rho_n}^*| \lesssim_{\mathcal{H}} \sqrt{\log n}$, by [Lemma SM6.8](#). Let $V_j = (V_{1j}, \dots, V_{nj})'$, we have that $\zeta_3 = \max_j (\|V_j\| - \mathbb{E}\|V_j\|)_+$. Let $K_n = C_{\mathcal{H}} \sqrt{\log n} \geq \max_{ij} |V_{ij}|$. Since G_j, G_0 are both fixed, V_{1j}, \dots, V_{nj} are mutually independent, and $V_{ij}/K_n \in [0, 1]$. Then, observe that by [Lemma OA3.8](#),

$$P(\|V_j\| > \mathbb{E}\|V_j\| + u) = P\left(\left\|\frac{V_j}{K_n}\right\| \geq \mathbb{E}\left\|\frac{V_j}{K_n}\right\| + \frac{u}{K_n}\right) \leq \exp\left(-\frac{u^2}{2K_n^2}\right).$$

By union bound,

$$P(\zeta_3^2 > x) \leq N \exp\left(-\frac{x}{2K_n^2}\right).$$

Therefore,

$$\begin{aligned}
\mathbb{E}[\zeta_3^2] &= \int_0^\infty P(\zeta_3^2 > x) dx \leq \int_0^\infty \min\left(1, N \exp\left(-\frac{x}{2K_n^2}\right)\right) dx \\
&= 2K_n^2 \log N + \int_{2K_n^2 \log N}^\infty N \exp\left(-\frac{x}{2K_n^2}\right) dx \\
&\lesssim_{\mathcal{H}} \log n \log N.
\end{aligned}$$

Now, if we take $\delta = \rho_n/n$, then $\frac{1}{n} \mathbb{E}[\zeta_2^2 + \zeta_3^2] \lesssim_{\mathcal{H}} \frac{(\log n)^{5/2} M_n}{n}$.

Remark OA3.2. For the analogous term in the homoskedastic setting, Jiang and Zhang (2009) observe that $\|\tau_{\rho_n}^{(j)} - \tau_{\rho_n}^*\|$ is a Lipschitz function of the noise component $Z_i - \tau_i$. As a result, a Gaussian isoperimetric inequality (Theorem 5.6 in Boucheron et al. (2013)) bounds

$$P(\|\tau_{\rho_n}^{(j)} - \tau_{\rho_n}^*\| \geq \mathbb{E}[\|\tau_{\rho_n}^{(j)} - \tau_{\rho_n}^*\| \mid \tau_1, \dots, \tau_n] + x),$$

independently of n —a fact used in Proposition 4 of Jiang and Zhang (2009). Note that the concentration of $\|\tau_{\rho_n}^{(j)} - \tau_{\rho_n}^*\|$ is towards its conditional mean

$$\mathbb{E}[\|\tau_{\rho_n}^{(j)} - \tau_{\rho_n}^*\| \mid \tau_1, \dots, \tau_n].$$

In the homoskedastic setting where $\nu_i = \nu$,

$$\mathbb{E}[\|\tau_{\rho_n}^{(j)} - \tau_{\rho_n}^*\| \mid \tau_1, \dots, \tau_n] = \mathbb{E}_{G_{0,n}}[\|\tau_{\rho_n}^{(j)} - \tau_{\rho_n}^*\|] \quad (\text{OA3.19})$$

where $G_{0,n} = \frac{1}{n} \sum_i \delta_{\tau_i}$ is the empirical distribution of the τ 's. However, (OA3.19) no longer holds in the heteroskedastic setting, and to adapt this argument, we need to additionally control the difference between $\mathbb{E} \left[\|\tau_{\rho_n}^{(j)} - \tau_{\rho_n}^*\| \mid \tau_1, \dots, \tau_n \right]$ and $\mathbb{E} \left[\|\tau_{\rho_n}^{(j)} - \tau_{\rho_n}^*\| \right]$. The argument in Jiang (2020) (p.2289) appears to use the Gaussian concentration of Lipschitz functions argument without this additional step. Instead, we establish control of ζ_3 by observing that entries of $\tau_{\rho_n}^{(j)} - \tau_{\rho_n}^*$ are bounded and applying the convex Lipschitz concentration inequality. \blacksquare

OA3.2.4 Controlling ζ_4 . Consider a change of variables where we let $w_i = z/\nu_i$ and $\lambda_i = \tau/\nu_i$. Let $G_{(i)}$ be the distribution of λ_i under G , where $G_{(i)}(d\lambda) = G(d\tau)$. Then

$$f_{G,\nu_i}(z) = \int \frac{1}{\nu_i} \varphi(w_i - \lambda_i) G(d\tau) = \frac{1}{\nu_i} \int \varphi(w_i - \lambda_i) G_{(i)}(d\lambda_i) = \frac{1}{\nu_i} f_{G_{(i)},1}(w_i)$$

and $f'_{G,\nu_i}(z) = \frac{1}{\nu_i^2} f'_{G_{(i)},1}(w_i)$. Hence,

$$\begin{aligned} \mathbb{E} \left[(\tau_{i,\rho_n}^{(j)} - \tau_{i,\rho_n}^*)^2 \right] &= \nu_i^2 \mathbb{E} \left[\left(\frac{f'_{G_{j,(i)},1}(w_i)}{f_{G_{j,(i)},1}(w_i) \vee \rho_n} - \frac{f'_{G_{0,(i)},1}(w_i)}{f_{G_{0,(i)},1}(w_i) \vee \rho_n} \right)^2 \right] \\ &\lesssim_{\mathcal{H}} \max \left((\log 1/\rho_n)^3, |\log h(f_{G_{j,(i)},1}, f_{G_{0,(i)},1})| \right) h^2(f_{G_{j,(i)},1}, f_{G_{0,(i)},1}) \\ &\quad \text{(Lemma OA3.9)} \\ &= \max \left((\log 1/\rho_n)^3, |\log h(f_{G_j,\nu_i}, f_{G_0,\nu_i})| \right) h^2(f_{G_j,\nu_i}, f_{G_0,\nu_i}) \\ &\quad \text{(Hellinger distance is invariant to change-of-variables)} \end{aligned}$$

Let $h_i = h(f_{G_j,\nu_i}, f_{G_0,\nu_i})$. Hence,

$$\begin{aligned} \frac{1}{n} \mathbb{E}[\zeta_4^2] &\lesssim_{\mathcal{H}} \frac{(\log n)^3}{n} \sum_{i: |\log h_i| \leq (\log 1/\rho_n)^3} h_i^2 + \frac{1}{n} \sum_{i: |\log h_i| > (\log 1/\rho_n)^3} |\log h_i| h_i^2 \\ &\leq (\log n)^3 \bar{h}^2(f_{G_j,\cdot}, f_{G_0,\cdot}) + \frac{1}{n} \sum_{i: |\log h_i| > (\log 1/\rho_n)^3} \frac{1}{e} h_i \\ &\quad (x|\log x| \leq e^{-1} \text{ for } x \in [0, 1]) \end{aligned}$$

Note that

$$|\log h_i| > (\log 1/\rho_n)^3 \implies h_i < \exp(-\log(1/\rho_n)^3) < \rho_n^{(\log 1/\rho_n)^2} \lesssim_{\mathcal{H}} \rho_n^3 \lesssim_{\mathcal{H}} n^{-1}. \quad \text{(Assumption SM6.1)}$$

Therefore the first term dominates, and thus $\frac{1}{n} \mathbb{E}[\zeta_4^2] \lesssim_{\mathcal{H}} (\log n)^3 \delta_n^2$.

OA3.3 Auxiliary lemmas.

Lemma OA3.6. Let $\hat{\theta}_{i,\hat{G},\hat{\eta}}$ be the posterior mean at prior \hat{G} and conditional moments estimate at $\hat{\eta}$. Let $\theta_i^* = \hat{\theta}_{i,G_0,\eta_0}$ be the oracle posterior mean. Assume that \hat{G} is supported within $[-\bar{M}_n, \bar{M}_n]$ where $\bar{M}_n = \max_i |\hat{Z}_i(\hat{\eta}) \vee 1|$. Recall that $\|\hat{\eta} - \eta_0\|_\infty = \max(\|\hat{m} - m_0\|_\infty, \|\hat{s} - s_0\|_\infty)$. Suppose

- (1) $\|\hat{\eta} - \eta_0\|_\infty \lesssim_{\mathcal{H}} 1$;
- (2) **Assumptions 2 and 3** holds;
- (3) $\hat{s} \gtrsim_{\mathcal{H}} s_{\ell n}$ for some fixed sequence $s_{\ell n} > 0$.

Then, letting $\bar{Z}_n = \max_i |Z_i| \vee 1$,

$$\left| \hat{\theta}_{i,\hat{G},\hat{\eta}} - \theta_i^* \right| \lesssim_{\mathcal{H}} \bar{s}_{\ell n}^{-1} \bar{Z}_n.$$

Moreover, the assumptions are satisfied by **Assumptions 1 to 4** with $s_{\ell n} = s_{0\ell} \asymp 1$.

Proof. Observe that

$$\begin{aligned} \left| \hat{\theta}_{i,\hat{G}_n,\hat{\eta}} - \hat{\theta}_{i,G_0,\eta_0} \right| &= \left| \hat{s}_i \frac{\hat{\nu}_i^2 f'_{\hat{G}_n,\hat{\nu}_i}(\hat{Z}_i)}{f_{\hat{G}_n,\hat{\nu}_i}(\hat{Z}_i)} - s_{0i} \frac{\nu_i^2 f'_{G_0,\nu_i}(Z_i)}{f_{G_0,\nu_i}(Z_i)} \right| \\ &\lesssim_{\mathcal{H}} \bar{M}_n + \bar{Z}_n \lesssim_{\mathcal{H}} \max_i \max(|\hat{Z}_i|, |Z_i|, 1) \end{aligned}$$

by the boundedness of \hat{G}_n and **Lemma SM6.14**. Note that $|\hat{Z}_i(\hat{\eta})| = \left| \frac{s_{0i}}{\hat{s}_i} Z_i + \frac{m_{0i} - \hat{m}_i}{\hat{s}_i} \right| \lesssim_{\mathcal{H}} s_{\ell n}^{-1} \max(|Z_i|, 1) = s_{\ell n}^{-1} \bar{Z}_n$. Therefore, $|\hat{\theta}_{i,\hat{G}_n,\hat{\eta}} - \hat{\theta}_{i,G_0,\eta_0}| \lesssim_{\mathcal{H}} s_{\ell n}^{-1} \bar{Z}_n$. \square

Lemma OA3.7. Let $\bar{Z}_n = \max_i |Z_i| \vee 1$. Under **Assumption 2**, for $t > 1$

$$\mathbb{P}(\bar{Z}_n > t) \leq n \exp(-C_{A_0,\alpha,\nu_u} t^\alpha) \quad \text{and} \quad \mathbb{E}[\bar{Z}_n^p] \lesssim_{p,\mathcal{H}} (\log n)^{p/\alpha}.$$

Moreover, if $M_n = (C_{\mathcal{H}} + 1)(C_{2,\mathcal{H}}^{-1} \log n)^{1/\alpha}$ as in **(OA3.4)**, then for all sufficiently large choices of $C_{\mathcal{H}}$, $\mathbb{P}(\bar{Z}_n > M_n) \leq n^{-2}$.

Proof. The first claim is immediate under **Lemma SM6.12** and a union bound. The second claim follows from the observation that

$$\mathbb{E}[\max_i (|Z_i| \vee 1)^p] \leq \left(\sum_{i=1}^n \mathbb{E}[(|Z_i| \vee 1)^{pc}] \right)^{1/c} \leq n^{1/c} C_{\mathcal{H}}^p (pc)^{p/\alpha}.$$

where the last inequality follows from simultaneous moment control. Choose $c = \log n$ with $n^{1/\log n} = e$ to finish the proof. For the “moreover” part, we have that

$$\mathbb{P}(Z_n > M_n) \leq \exp(\log n - C_{A_0,\alpha,\nu_u} (C_{\mathcal{H}} + 1)^\alpha C_{2,\mathcal{H}}^{-1} \log n)$$

and it suffices to choose $C_{\mathcal{H}}$ such that $(C_{\mathcal{H}} + 1)^\alpha > \frac{3C_{2,\mathcal{H}}}{C_{A_0,\alpha,\nu_u}}$ so that $\mathbb{P}(Z_n > M_n) \leq e^{-2 \log n} = n^{-2}$. \square

Lemma OA3.8. Let $W = (W_1, \dots, W_n)$ be a vector containing independent entries, where $W_i \in [0, 1]$. Let $\|\cdot\|$ be the Euclidean norm. Then, for all $t > 0$

$$\mathbb{P} [\|W\| > \mathbb{E}\|W\| + t] \leq e^{-t^2/2}.$$

Proof. We wish to use Theorem 6.10 of Boucheron et al. (2013), which is a dimension-free concentration inequality for convex Lipschitz functions of bounded random variables. To do so, we observe that $w \mapsto \|w\|$ is Lipschitz with respect to $\|\cdot\|$, since

$$\|w+a\| \leq \|w\| + \|a\| \quad \|w\| = \|w+a-a\| \leq \|w+a\| + \|a\| \implies \left| \|w+a\| - \|w\| \right| \leq \|a\|.$$

Moreover, trivially $\|\lambda w + (1 - \lambda)v\| \leq \lambda\|w\| + (1 - \lambda)\|v\|$ for $\lambda \in [0, 1]$, and hence $w \mapsto \|w\|$ is convex. Convexity implies the convexity required in Theorem 6.10 of Boucheron et al. (2013). This checks all conditions and the claim follows by applying Theorem 6.10 of Boucheron et al. (2013). \square

Lemma OA3.9. Let $f_H = f_{H,1}$. Then, for $0 < \rho_n \leq \frac{1}{\sqrt{2\pi e^2}}$,

$$\int \left[\frac{f'_{H_1}(x)}{f_{H_1}(x) \vee \rho_n} - \frac{f'_{H_0}(x)}{f_{H_0}(x) \vee \rho_n} \right]^2 f_{H_0}(x) dx \lesssim ((\log 1/\rho_n)^3 \vee |\log h(f_{H_1}, f_{H_0})|) h^2(f_{H_1}, f_{H_0})$$

where we define the right-hand side to be zero if $H_1 = H_0$.

Proof. This claim is an intermediate step of Theorem 3 of Jiang and Zhang (2009). In (3.10) in Jiang and Zhang (2009), the left-hand side of this claim is defined as $r^2(f_{H_1}, \rho_n)$. Their subsequent calculation, which involves Lemma 1 of Jiang and Zhang (2009), proceeds to bound

$$r(f_{H_1}, \rho_n) \leq 2\sqrt{2}eh(f_{H_1}, f_{H_0}) \max \left(\varphi_+^3(\rho_n), \sqrt{2}a \right) + 2\varphi_+(\rho_n)\sqrt{2}h(f_{H_1}, f_{H_0}),$$

for $a^2 = \max(\varphi_+^2(\rho_n) + 1, |\log h^2(f_{H_1}, f_{H_0})|)$ in their paper. Collecting the powers on $h, \log h$, squaring, and using $\varphi_+(\rho_n) \lesssim \sqrt{\log(1/\rho_n)}$ proves the claim. \square

Part 2 Additional discussions and empirical results

Appendix OA4. Additional discussions

OA4.1 Correlated Y_i and correlated θ_i . The assumptions (1.1) and (2.1) imply that $(Y_i, \theta_i, \sigma_i)$ are i.i.d. across i . In general, we may consider a joint distribution on $\theta_{1:n} \mid \Sigma$, conditional on which the estimates may also be correlated $Y_{1:n} \mid \theta_{1:n} \sim \mathcal{N}(\theta_{1:n}, \Sigma)$ (see, among others, Bonhomme and Denis, 2024; Müller and Watson, 2022, for settings in which the non-independence appears natural). In principle, given a flexible model for the distribution $\theta_{1:n} \mid \Sigma$, we would estimate this model from the data $(Y_{1:n}, \Sigma)$, and likewise compute an estimated posterior. In particular, if $\theta_{1:n} \mid \Sigma$ is described by (2.4) but $Y_{1:n}$ may be correlated conditional on $\theta_{1:n}, \Sigma$, then **CLOSE-STEP 1** and **CLOSE-STEP 2** continue to estimate $\theta_{1:n} \mid \Sigma$, and one can adapt **CLOSE-STEP 3** accordingly to exploit the correlation between Y_i 's.

Modeling the joint distribution of $(Y_{1:n}, \theta_{1:n}, \Sigma)$ may be difficult. Interestingly, modeling only the marginal distributions of each coordinate $(Y_i, \theta_i, \sigma_i)$ —as we have done—turns out to be sufficient for optimal decision-making, if we restrict the class of decision rules. For a compound decision problem, where $L(\delta, \theta_{1:n}) = \frac{1}{n} \sum_{i=1}^n \ell(\delta_i, \theta_i)$, consider restricting to *separable* decision rules $\delta_i = \delta_i(Y_i, \sigma_i)$, where we make decisions about θ_i using only (Y_i, σ_i) . In that case, the best decision $\delta_i(\cdot, \cdot)$ minimizes the posterior risk $\mathbb{E}[\ell(\delta(Y_i, \sigma_i), \theta_i) \mid Y_i, \sigma_i]$. This result provides some reassurance that ignoring the dependence across coordinates is inefficient but may not be harmful, since naive decisions are often separable, and the optimal separable rule would dominate it. Restricting to separable decision rules can also be motivated by practical or fairness considerations: For instance, it may be unfair to base human resource decisions on a given teacher on the value-added estimate of another.

We formalize the above paragraph in **Lemma OA4.1**. Suppose $(Y_{1:n}, \theta_{1:n}, \Sigma)$ follow some joint distribution Q_0 under which $Y_{1:n} \mid \theta_{1:n}, \Sigma \sim \mathcal{N}(\theta_{1:n}, \Sigma)$. We observe $(Y_{1:n}, \Sigma)$. Consider a compound decision problem with a separable decision rule, such that

$$L(\delta, \theta_{1:n}) = \frac{1}{n} \sum_{i=1}^n \ell(\delta_i(Y_i, \sigma_i), \theta_i).$$

Let σ_i^2 denote the i^{th} diagonal element of Σ .

Lemma OA4.1. *Let $(Y_i, \theta_i, \sigma_i^2) \sim H_{0i}$ under Q_0 . Assume Q_0 is such that the posterior mean $\mathbb{E}_{H_{0i}}[\ell(a, \theta_i) \mid Y_i, \sigma_i]$ exists almost surely. Consider the decision rule δ that minimizes posterior risk under $\theta_i \mid Y_i, \sigma_i$ over the action space*

$$\delta_i(y, \sigma) \in \arg \min_a \mathbb{E}_{H_{0i}}[\ell(a, \theta_i) \mid Y_i = y, \sigma_i = \sigma].$$

Then such a decision is optimal for Bayes risk under Q_0 :

$$\mathbb{E}_{Q_0}[L(\boldsymbol{\delta}, \theta_{1:n})] = \min_{\tilde{\boldsymbol{\delta}} \text{ separable}} \mathbb{E}_{Q_0}[L(\tilde{\boldsymbol{\delta}}, \theta_{1:n})].$$

Proof. By definition, for any separable $\tilde{\boldsymbol{\delta}}$

$$\begin{aligned} \mathbb{E}_{Q_0}[\ell(\delta_i(Y_i, \sigma_i), \theta_i)] &= \mathbb{E}_{H_{0i}}[\ell(\delta_i(Y_i, \sigma_i), \theta_i)] \\ &= \mathbb{E}[\mathbb{E}[\ell(\delta_i(Y_i, \sigma_i), \theta_i) \mid Y_i, \sigma_i]] \quad (\text{Law of iterated expectations}) \\ &\leq \mathbb{E}\left[\mathbb{E}\left[\ell(\tilde{\delta}_i(Y_i, \sigma_i), \theta_i) \mid Y_i, \sigma_i\right]\right] \quad (\delta_i \text{ is Bayes rule}) \\ &= \mathbb{E}_{Q_0}[\ell(\tilde{\delta}_i(Y_i, \sigma_i), \theta_i)]. \end{aligned}$$

Thus by linearity of expectation,

$$\mathbb{E}_{Q_0}[L(\boldsymbol{\delta}, \theta_{1:n})] \leq \mathbb{E}_{Q_0}[L(\tilde{\boldsymbol{\delta}}, \theta_{1:n})]. \quad \square$$

OA4.2 Alternatives to CLOSE. Let us turn to a few specific alternative methods that consider failure of precision independence. We argue that they do not provide a free-lunch improvement over our assumptions.

Alternative 1 (Working with t -ratios). We may consider normalizing σ_i away by working with t -ratios $T_i \equiv \frac{Y_i}{\sigma_i} \mid (\sigma_i, \theta_i) \sim \mathcal{N}(\theta_i/\sigma_i, 1)$. The resulting problem is homoskedastic by construction. It is natural to consider performing empirical Bayes shrinkage assuming that $\frac{\theta_i}{\sigma_i} \stackrel{\text{i.i.d.}}{\sim} H_0$, and use, say, $\sigma_i \mathbb{E}_{\hat{H}_n} \left[\frac{\theta_i}{\sigma_i} \mid T_i \right]$ as an estimator for the posterior mean of θ_i (Jiang and Zhang, 2010). However, without imposing $\theta_i/\sigma_i \perp \sigma_i$ (which we discuss in [Remark 2](#)), such an approach approximates the optimal decision rule within a restricted class on a different objective.

Let us restrict decision rules to those of the form $\delta_{i,\text{t-stat}}(Y_i, \sigma_i) = \sigma_i h(Y_i/\sigma_i)$. The oracle Bayes choice of h is $h^*(T_i) = \frac{\mathbb{E}[\sigma_i \theta_i \mid T_i]}{\mathbb{E}[\sigma_i^2 \mid T_i]}$. However, h^* is not the posterior mean of θ_i/σ_i given the t -ratio T_i , unless $\sigma_i^2 \perp \theta_i/\sigma_i$. On the other hand, the loss function that does rationalize the posterior mean $h(T_i) = \mathbb{E}[\theta_i/\sigma_i \mid T_i]$ is the precision-weighted compound loss $L(\boldsymbol{\delta}, \theta_{1:n}) = \frac{1}{n} \sum_{i=1}^n \sigma_i^{-2} (\delta_i - \theta_i)^2$. Thus, rescaling posterior means on t -ratios achieves optimality for a weighted objective among a restricted class of decision rules $\delta_{i,\text{t-stat}}$. ■

Alternative 2 (Variance-stabilizing transforms). Second, we may consider a variance-stabilizing transform when the underlying micro-data are Bernoulli and θ_i is a Bernoulli mean (Efron and Morris, 1975; Brown, 2008). Specifically, we rely on the asymptotic approximation

$$\sqrt{n_i}(Y_i - \theta_i) \xrightarrow[n_i \rightarrow \infty]{d} \mathcal{N}(0, \theta_i(1 - \theta_i)).$$

A variance-stabilizing transform can disentangle the dependence: Let $W_i = 2 \arcsin(\sqrt{Y_i})$ and $\omega_i = 2 \arcsin(\sqrt{\theta_i})$, and, by the delta method,

$$\sqrt{n_i}(W_i - \omega_i) \xrightarrow[n_i \rightarrow \infty]{d} \mathcal{N}(0, 1). \quad \text{Thus, approximately, } W_i \mid \omega_i, n_i \sim \mathcal{N}\left(\omega_i, \frac{1}{n_i}\right).$$

One might consider an empirical Bayes approach on the resulting W_i . Note that W_i may still violate precision independence, since ω_i may not be independent of n_i . Moreover, squared error loss on estimating $\omega_i = 2 \arcsin(\sqrt{\theta_i})$ is different from squared error loss on estimating θ_i . We do not know of any guarantees for the loss function on θ_i , $\frac{1}{n} \sum_{i=1}^n (\delta_i - \sin^2(\omega_i/2))^2$, when we perform empirical Bayes analysis on ω_i . ■

Alternative 3 (Treating the standard error as estimated). Lastly, if the researcher has access to micro-data, Gu and Koenker (2017) and Fu et al. (2020) propose empirical Bayes strategies that treat σ_i as noisy as well, in which we know the likelihood of (Y_i, σ_i) . This approach allows for dependence between θ_i and σ_i but assumes independence between (θ_i, σ_i) and some other known parameter. To describe their model, we introduce more notation. Let $Y_{ij}, j = 1, \dots, n_i$, denote the micro-data for population i , where, for each i , we are interested in the mean of Y_{ij} . Let Y_i denote their sample mean and S_i^2 denote their sample variance, where $\sigma_i^2 = S_i^2/n_i$. Let σ_{i0}^2 denote the true variance of observations from population i .

Both papers work under Gaussian assumptions on the micro-data. This parametric assumption³⁹ on the micro-data—which is stronger than we require—implies that $Y_i \perp\!\!\!\perp S_i^2 \mid (\sigma_{i0}, \theta_i, n_i)$ with marginal distributions:

$$Y_i \mid \sigma_{i0}, \theta_i, n_i \sim \mathcal{N}\left(\theta_i, \frac{\sigma_{i0}^2}{n_i}\right) \quad S_i^2 \mid \sigma_{i0}, \theta_i, n_i \sim \text{Gamma}\left(\frac{n_i - 1}{2}, \frac{1}{2\sigma_{i0}^2}\right).$$

They then propose empirical Bayes methods treating $\mathbf{Y}_i \equiv (Y_i, S_i^2)$ as noisy estimates for parameters $\boldsymbol{\theta}_i \equiv (\theta_i, \sigma_{i0}^2)$. This formulation allows $\boldsymbol{\theta}_i$ to have a flexible distribution, and thus allows for dependence between θ_i and σ_{i0}^2 . However, since the known sample size n_i enters the likelihood of \mathbf{Y}_i , this approach still assumes that $n_i \perp\!\!\!\perp \boldsymbol{\theta}_i$. ■

Alternative 4 (f -modeling). A final alternative is to exploit Tweedie’s formula (Efron, 2022), which implies that an estimate of the conditional distribution $Y_i \mid \sigma_i$ is all one needs for computing the posterior means (Brown and Greenshtein, 2009; Liu et al., 2020; Luo et al., 2023). However, conditional density estimation is a challenging problem, and most available methods do not exploit the restriction that $Y_i \mid \sigma_i$ is a Gaussian convolution. ■

³⁹The parametric restriction on the micro-data Y_{ij} can be relaxed by appealing to the asymptotic distribution of (Y_i, S_i^2) —resulting in the Gaussian likelihood $(Y_i, S_i^2) \mid \boldsymbol{\theta}_i, \Sigma_i \sim \mathcal{N}(\boldsymbol{\theta}_i, \Sigma_i)$. In general, however, Σ_i also depends on n_i and higher moments of Y_{ij} , which again may not be independent of $\boldsymbol{\theta}_i$.

This discussion is not to say that CLOSE is necessarily preferable to these alternatives. It highlights that the possible dependence between θ_i and σ_i cannot be easily resolved. Existing alternatives compromise on optimality, use a different loss function, or implicitly assume θ_i is independent from components of σ_i^2 (e.g., n_i). Of course, depending on the empirical context, these may well be reasonable features.

OA4.3 Transformation-based rationalization of the location-scale assumption (2.4).

The following lemma shows that, essentially, only affine transforms preserve exponential family structure on Y_i . Exponential family structure is important since generalizations of Tweedie's formula holds for such distributions (Efron, 2011), and thus they connect posterior means to the marginal distribution of the data. If some affine transform yields precision independence—so as to allow for methods that assume precision independence—then the location-scale assumption (2.4) must hold.

Lemma OA4.2. *Let $Y_i \mid \theta_i, \sigma_i \sim \mathcal{N}(\theta_i, \sigma_i^2)$ and (θ_i, σ_i) drawn i.i.d. Consider $h(Y_i, \sigma_i)$ such that $h(\cdot, \sigma_i)$ is differentiable and strictly increasing. Let $Z_i = h(Y_i, \sigma_i)$. Then the distribution of Z_i , parametrized by θ_i , is an exponential family*

$$p(z \mid \theta_i, \sigma_i) = \exp(\eta(\theta_i, \sigma_i)z + A(\eta(\theta_i, \sigma_i), \sigma_i)) f_0(z, \sigma_i) \quad (\text{OA4.1})$$

only if $h(Y_i, \sigma_i) = a(\sigma_i) + b(\sigma_i)Y_i$.

Moreover, suppose $\theta_i \mid \sigma_i$ has finite first and second moments. When (OA4.1) holds for some $h(Y_i, \sigma_i) = a(\sigma_i) + b(\sigma_i)Y_i$, the distribution of $Z_i = h(Y_i, \sigma_i)$ is of the form

$$Z_i \mid \theta_i, \sigma_i \sim \mathcal{N}(\tau(\theta_i, \sigma_i), \nu^2(\sigma_i)).$$

The distribution of $\tau(\theta_i, \sigma_i) \mid \sigma_i$ does not depend on σ_i only if (2.4) holds.

Proof. The first part of the statement follows immediately from Lemma OA4.3. For the second part, it is easy to see that $\tau_i \equiv \tau(\theta_i, \sigma_i) = \theta_i b(\sigma_i) + a(\sigma_i)$. If $\tau(\theta_i, \sigma_i) \mid \sigma_i$ does not depend on σ_i , then $\mathbb{E}[\tau \mid \sigma_i], \text{Var}(\tau \mid \sigma_i)$ are constant in σ_i . This means that $b(\sigma_i) = 1/\sqrt{\text{Var}(\theta_i \mid \sigma_i)}$ and $a(\sigma_i) = -\mathbb{E}[\theta_i \mid \sigma_i]b(\sigma_i)$. Rearrange, we have

$$\theta_i = s_0(\sigma_i)\tau_i + m_0(\sigma_i) \quad \tau_i \mid \sigma_i \stackrel{\text{i.i.d.}}{\sim} G_0,$$

which is the condition (2.4). □

Lemma OA4.3. *Consider a family of densities $\{\mathcal{N}(\theta, \sigma^2) : \theta \in \mathbb{R}\}$. Let $h(\cdot) : \mathbb{R} \rightarrow \mathbb{R}$ be a strictly increasing and differentiable function. Let $Z = h(Y)$ where $Y \sim \mathcal{N}(\theta, \sigma^2)$. The corresponding family of densities for Z is an exponential family:*

$$p_Z(z) = f_0(z; \sigma) \exp(z\eta(\theta, \sigma) + A(\eta; \sigma)) \quad (\text{OA4.2})$$

for some canonical parameter $\eta(\theta; \sigma)$ if and only if $h(\cdot)$ is affine.

Proof. The “if” part is immediate. We will focus on the “only if” part. By the change of variables formula, the density of Z is

$$p_Z(z) = \frac{1}{\sqrt{2\pi}\sigma} \exp \left(-\frac{1}{2} \frac{h^{-1}(z)^2}{\sigma^2} + h^{-1}(z) \frac{\theta}{\sigma^2} - \frac{\theta^2}{2\sigma^2} \right) \frac{dh^{-1}(z)}{dz}.$$

The log-likelihood ratio of this family is

$$\log [p_Z(z | \theta_1) / p_Z(z | \theta_2)] = h^{-1}(z) \frac{\theta_1 - \theta_2}{\sigma^2} - \frac{1}{2\sigma^2} (\theta_1^2 - \theta_2^2).$$

For an exponential family (OA4.2), the log-likelihood ratio is $z(\eta_1 - \eta_2) + A(\eta_1; \sigma) - A(\eta_2; \sigma)$, where $\eta_j = \eta(\theta_j; \sigma)$. Equating the two and differentiating in z , we have that

$$\frac{dh^{-1}(z)}{dz} \frac{\theta_1 - \theta_2}{\sigma^2} = \eta_1 - \eta_2$$

for all $\theta_1, \theta_2 \in \mathbb{R}$. Since the right-hand side is free of z , we conclude that $\frac{dh^{-1}(z)}{dz}$ must be a constant. Thus h^{-1} —and hence h —is affine. \square

Appendix OA5. Additional empirical exercises

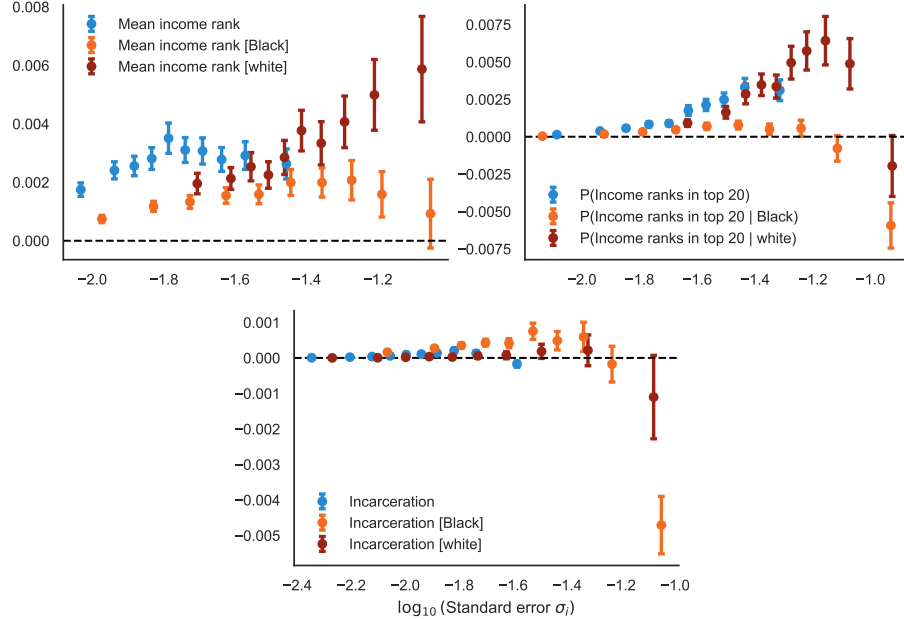


FIGURE OA5.1. Estimated conditional variance $s_0^2(\sigma)$, binned into deciles, with 95% uniform confidence intervals shown.

OA5.1 Positivity of $s_0(\cdot)$ in the Opportunity Atlas data. In the Opportunity Atlas data, we often observe that the estimated conditional variance is negative: $\hat{s}_0^2 < 0$. To test if this is due to sampling variation or underdispersion of the Opportunity Atlas estimates relative to the estimated standard error, we consider the following upward-biased estimator of $s_0^2(\sigma_i)$. Without loss, let us sort the Y_i, σ_i by σ_i , where $\sigma_1 \leq \dots \leq \sigma_n$. Let $S_i = \frac{1}{2} [(Y_{i+1} - Y_i)^2 - (\sigma_i^2 + \sigma_{i+1}^2)]$. Note that

$$\begin{aligned}\mathbb{E}[S_i \mid \sigma_{1:n}] &= \frac{1}{2} \mathbb{E}[(\theta_{i+1} - \theta_i)^2 \mid \sigma_{1:n}] \\ &= \frac{s_0^2(\sigma_{i+1}) + s_0^2(\sigma_i)}{2} + \frac{1}{2} (m_0(\sigma_{i+1}) - m_0(\sigma_i))^2 \geq \frac{s_0^2(\sigma_{i+1}) + s_0^2(\sigma_i)}{2}.\end{aligned}$$

Hence S_i is an overestimate of the successive averages of $s_0(\sigma)$. **Figure OA5.1** plot the estimated conditional expectation of S_i given σ_i , using a sample of (S_1, S_3, S_5, \dots) so that the S_i 's used are mutually independent. We see in **Figure OA5.1** that for many measures of economic mobility, we can reject $\mathbb{E}[S_i \mid \sigma_i] \geq 0$, indicating some underdispersion in the data.

OA5.2 Simulation exercises setup. This section describes the details of the simulation exercises in **Section 4**.

We first consider details on data preprocessing:

- (1) The data used is the publicly available tract-level data from Chetty et al. (2020).
- (2) Limit to Census tracts in the 20 largest Commuting Zones, ranked by the number of tracts in the dataset. They are: Phoenix, San Francisco, Los Angeles, Bridgeport, Washington DC, Miami, Tampa, Atlanta, Chicago, Boston, Detroit, Minneapolis, Philadelphia, Newark, New York, Cleveland, Pittsburgh, Houston, Dallas, and Seattle.
- (3) For a given outcome variable, we truncate to tracts with σ_i^2 in the bottom 99.5% with all available covariates in **Table OA5.2**. **Table OA5.1** displays the sample sizes used.

The covariates used are listed in **Table OA5.2**. The “number of children” variables are include in both levels and logs. This set of covariates is not precisely the same as what is used in Bergman et al. (2024). Bergman et al. (2024) additionally use economic mobility estimates for a later birth cohort, which are not included in the publicly released version of the Opportunity Atlas. The “number of children” variables are used by (Chetty et al., 2020) as a population weighting variable; they contain some information on the implicit micro-data sample sizes n_i .

We now describe the data-generating process for the calibrated simulation exercise. For a given outcome variable,

(CS-1) Let \tilde{Y}_i denote the raw estimates. Residualize \tilde{Y}_i against some covariates X_i to obtain β and residuals Y_i .

TABLE OA5.1. Number of tracts included for each outcome variable

	Sample size
Mean income rank	10056
Mean income rank [white male]	7521
Mean income rank [Black male]	7547
Mean income rank [Black]	10056
Mean income rank [white]	8138
Incarceration [Black male]	6634
Incarceration [white male]	7308
Incarceration [Black]	9205
Incarceration [white]	7968
Incarceration	10056
P(Income ranks in top 20 Black male)	7547
P(Income ranks in top 20 white male)	7521
P(Income ranks in top 20 Black)	10056
P(Income ranks in top 20 white)	8138
P(Income ranks in top 20)	10056

TABLE OA5.2. Covariates and corresponding variable labels from Chetty et al. (2020)

Covariate description	Variable label
Poverty rate in 2010	poor_share2010
Share of Black individuals in 2010	share_black2010
Mean household income in 2000	hhinc_mean2000
Log wage growth for high school graduates	ln_wage_growth_hs_grad
Fraction with college or post-graduate degrees in 2010	frac_coll_plus2010
Mean parent family income rank	par_rank_pooled_pooled_mean
Mean parent family income rank for Black individuals	par_rank_black_pooled_mean
Number of all children under 18 with parents whose household income is below median in 2000	kid_pooled_pooled_blw_p50_n
Number of Black children under 18 with parents whose household income is below median in 2000	kid_black_pooled_blw_p50_n

Notes. This table links the covariates to their codebook labels in Chetty et al. (2020). See their [Codebook for Table 9](#) and [Codebook for Table 4](#) for the corresponding precise definitions of each covariate (Opportunity Insights, 2024). □

(CS-2) Estimate the conditional moments m_0, s_0 on (Y_i, σ_i) via local linear regression, described in [Appendix SM8](#).

(CS-3) Partition σ into vingtiles. Within each vingtile j , estimate an NPMLE G_j over the data in that vingtile

$$\left(\frac{Y_i - m_0(\sigma_i)}{s_0(\sigma_i)}, \frac{\sigma_i}{s_0(\sigma_i)} \right).$$

(CS-4) Normalize G_j to have zero mean and unit variance by shifting its support and dividing the support by its standard deviation.

(CS-5) Sample $\tau_i^* \mid \sigma_i \sim G_j$ if observation i falls within vingtile j .

(CS-6) Let $\vartheta_i^* = s_0(\sigma_i)\tau_i^* + m_0(\sigma_i) + \beta'X_i$ and let $\tilde{Y}_i^* \mid \vartheta_i^*, \sigma_i \sim \mathcal{N}(\vartheta_i^*, \sigma_i^2)$.

The estimated β, m_0, s_0 will serve as the basis for the true data-generating process in the simulation, and as a result we do not denote it with hats. **Figure OA5.2** shows an overlay of real and simulated data for one of the variables we consider. Visually, at least, the simulated data resemble the real estimates.

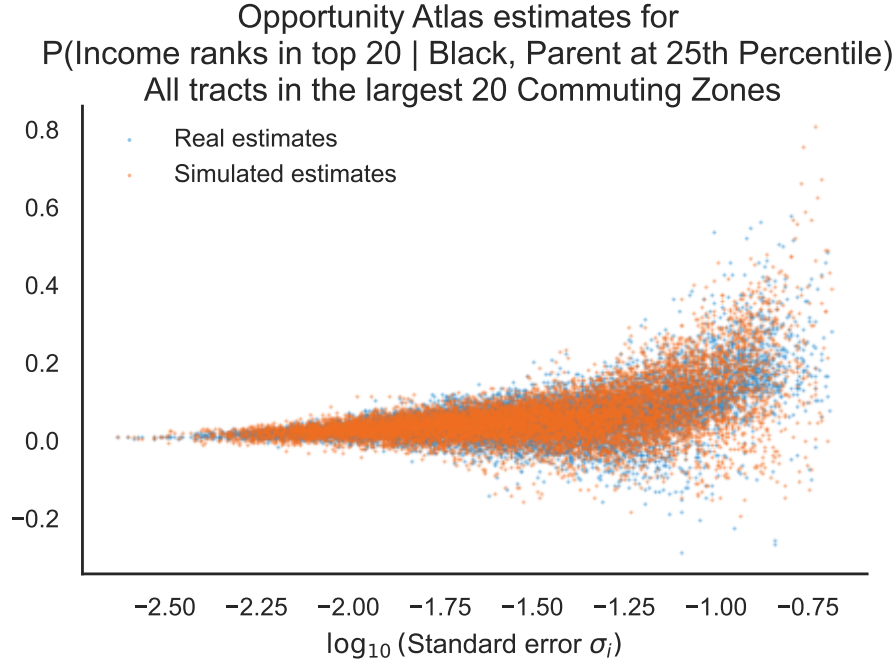


FIGURE OA5.2. A draw of real vs. simulated data for estimates of TOP-20 PROBABILITY for Black individuals

Finally, we describe details for the policy exercise. Fix a given outcome variable:

(CB-1) Let \tilde{Y}_i, σ_i denote the observed data.

(CB-2) Define $\tilde{Y}_{i,1} = Y_i + \frac{1}{3}\sigma_i W_i$ and $\tilde{Y}_{i,2} = Y_i - 3\sigma_i W_i$ as the coupled bootstrap draws, for $\omega = 1/9$. Correspondingly, let $\sigma_{i,1} = \sqrt{10/9}\sigma_i$ and $\sigma_{i,2} = \sqrt{10}\sigma_i$.

For the policy exercise, we separate the units into Commuting Zones (CZs). For each CZ separately, we treat the data as $(\tilde{Y}_{i,1}, \sigma_{i,1}, X_i)$ within that CZ. We compute decision rules by only using data within the CZ (including the residualization by covariates). For the selection exercise, we select by top third within each CZ.

OA5.3 Different simulation setup. We have also conducted a Monte Carlo exercise where we replace (CS-3)–(CS-5) with the following step:

MSE performance measured by the % of Naive-to-Oracle MSE captured								
Mean income rank	-4	34	35	36	66	69	70	99
Mean income rank [Black]	29	79	80	87	79	86	87	99
P(Income ranks in top 20)	-129	50	51	57	49	70	72	97
P(Income ranks in top 20 Black)	-0	79	93	96	56	84	95	97
Incarceration	-7	68	68	69	55	88	90	92
Incarceration [Black]	42	74	92	93	52	75	96	97
Column median	-2	71	74	78	56	79	89	97
	Independent Gaussian [no residualization]	CLOSE-Gauss (parametric) [no residualization]	CLOSE-Gauss [no residualization]	CLOSE-NPMLE [no residualization]	Independent-Gauss	CLOSE-Gauss (parametric)	CLOSE-Gauss	CLOSE-NPMLE

FIGURE OA5.3. Analogue of Figure 4 for the data-generating process in Appendix OA5.3. Here the results average over 100 replications.

- For each σ_i , let

$$\alpha_i = \frac{1}{2} + \frac{1}{2} \frac{m_0(\sigma_i) - \min_i m_0(\sigma_i)}{\max_i m_0(\sigma_i) - \min_i(\sigma_i)} \in [1/2, 1]$$

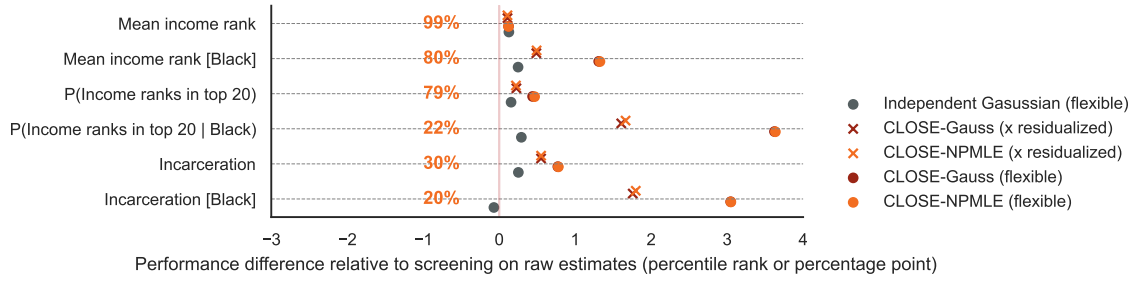
We sample $\tau_i^* \mid \sigma_i$ as a scaled and translated Weibull distribution with shape α_i . The scaling and translation ensures that $\tau_i \mid \sigma_i$ has mean zero and variance one. Because we choose the Weibull distribution, the shape parameter α_i corresponds exactly to α in Assumption 2. Our choices of α_i implies that $\tau_i \mid \sigma_i$ has thicker tails than exponential and does not have a moment-generating function.

The Weibull distribution has thicker tails and is skewed, and as a result, NPMLE-based methods tend to greatly outperform methods based on assuming Gaussian priors. Figure OA5.3 shows the analogue of Figure 4 for this data-generating process. Indeed, we see that INDEPENDENT-NPMLE improves over INDEPENDENT-GAUSS considerably, and similarly for CLOSE-NPMLE and CLOSE-GAUSS.

OA5.4 Treating σ_i symmetrically with covariates. Here, we consider CLOSE with covariates (3.5). In principle, we could model $m_0(\sigma_i, X_i), s_0(\sigma_i, X_i)$ fully nonparametrically. However, such a model may be difficult to estimate given there are 9 additional covariates. Alternatively, we consider an additive model for the covariates:⁴⁰

$$m_0(\sigma_i, X_i) = g_0(\sigma_i) + \sum_k g_k(X_{ik}) \quad s_0^2(\sigma_i, X_i) = h_0(\sigma_i) + \sum_k h_k(X_{ik}). \quad (\text{OA5.1})$$

⁴⁰We thank the editor, Michal Kolesár, for this suggestion.



Notes. “Flexible” denotes procedures that use the additive model (OA5.1) for X_i . “ x residualized” refers to procedures that, like those in the main text, residualize against the covariates in a pre-processing step. The percentage in orange shows the proportion of units with strictly positive estimated conditional variance $\hat{s}^2(\sigma_i, X_i)$ for the flexible procedures. \square

FIGURE OA5.4. Analogue of Figure 5 for the setup in Appendix OA5.4.

For each covariate and for σ , the functions $g_k(\cdot)$, $h_k(\cdot)$ are approximated with cubic splines with knots at the 25th, 50th, and 75th percentiles of the covariate.

We estimate $m_0(\cdot)$ by least squares projection of Y_i onto the basis functions in (σ_i, X_i) . We estimate $s_0^2(\cdot)$ by least squares projection of $(Y_i - \hat{m}(\sigma_i, X_i))^2 - \sigma_i^2$ onto the basis functions in (σ_i, X_i) . We truncate fitted values for s_0^2 at zero. In practice, a substantial portion of them are negative (cf. Appendix OA5.1). Additionally, we consider a similar procedure, but one in which $g_0(\cdot)$, $h_0(\cdot)$ are constant. We think of this procedure as INDEPENDENT-GAUSS with flexible controls for the covariates.

We repeat the coupled bootstrap-based ranking exercise in Figure 5. However, here, due to considerably more flexible procedures, we no longer consider a within-Commuting Zone version of the exercise. Rather, we estimate everything on all the tracts, and select the top third over all tracts.

Figure OA5.4 plots the results of this exercise, analogous to Figure 5. We find that, compared to the residualize-then-shrink approach in the main text, modeling X_i ’s additionally well can have large benefits. We caution that, since much of the conditional signal variance s_0^2 appears to be quite small once we use (OA5.1) for the covariates, empirical Bayes posterior means are not very different from using $\hat{m}_0(\sigma_i, X_i)$ directly. Importantly, for this application, including σ_i in modeling m_0, s_0 remains important. The approach that simply models X_i ’s flexibly for m_0, s_0 but omits σ_i does not outperform the CLOSE approaches in the main text.

References

- Bergman, Peter, Raj Chetty, Stefanie DeLuca, Nathaniel Hendren, Lawrence F Katz, and Christopher Palmer (2024). “Creating Moves to Opportunity: Experimental Evidence on Barriers to Neighborhood Choice”. In: *American Economic Review* (pp. 66).
- Bonhomme, Stéphane and Angela Denis (2024). *Fixed Effects and Beyond: Bias reduction, Groups, Shrinkage, and Factors in Panel Data*. Tech. rep. (pp. 61).
- Boucheron, Stéphane, Gábor Lugosi, and Pascal Massart (2013). *Concentration inequalities: A nonasymptotic theory of independence*. Oxford university press (pp. 57, 60).
- Brown, Lawrence D and Eitan Greenshtein (2009). “Nonparametric empirical Bayes and compound decision approaches to estimation of a high-dimensional vector of normal means”. In: *The Annals of Statistics*, pp. 1685–1704 (pp. 63).
- Brown, Lawrence D. (2008). “In-season prediction of batting averages: A field test of empirical Bayes and Bayes methodologies”. In: *The Annals of Applied Statistics* 2.1, pp. 113–152. DOI: [10.1214/07-AOAS138](https://doi.org/10.1214/07-AOAS138). URL: <https://doi.org/10.1214/07-AOAS138> (pp. 62).
- Chetty, Raj, John N Friedman, Nathaniel Hendren, Maggie R Jones, and Sonya R Porter (2020). *The opportunity atlas: Mapping the childhood roots of social mobility*. Tech. rep. (pp. 66, 67).
- Efron, Bradley (2011). “Tweedie’s formula and selection bias”. In: *Journal of the American Statistical Association* 106.496, pp. 1602–1614 (pp. 64).
- (2022). *Exponential families in theory and practice*. Cambridge University Press (pp. 63).
- Efron, Bradley and Carl Morris (1975). “Data analysis using Stein’s estimator and its generalizations”. In: *Journal of the American Statistical Association* 70.350, pp. 311–319 (pp. 62).
- Fu, Luella J, Gareth M James, and Wenguang Sun (2020). “Nonparametric empirical bayes estimation on heterogeneous data”. In: *arXiv preprint arXiv:2002.12586* (pp. 63).
- Gu, Jiaying and Roger Koenker (2017). “Empirical Bayesball remixed: Empirical Bayes methods for longitudinal data”. In: *Journal of Applied Econometrics* 32.3, pp. 575–599 (pp. 63).
- Jiang, Wenhua (2020). “On general maximum likelihood empirical Bayes estimation of heteroscedastic IID normal means”. In: *Electronic Journal of Statistics* 14.1, pp. 2272–2297 (pp. 55, 58).
- Jiang, Wenhua and Cun-Hui Zhang (2009). “General maximum likelihood empirical Bayes estimation of normal means”. In: *The Annals of Statistics* 37.4, pp. 1647–1684 (pp. 56, 57, 60).

- Jiang, Wenhua and Cun-Hui Zhang (2010). “Empirical Bayes in-season prediction of baseball batting averages”. In: *Borrowing Strength: Theory Powering Applications—A Festschrift for Lawrence D. Brown*. Vol. 6. Institute of Mathematical Statistics, pp. 263–274 (pp. 62).
- Liu, Laura, Hyungsik Roger Moon, and Frank Schorfheide (2020). “Forecasting with dynamic panel data models”. In: *Econometrica* 88.1, pp. 171–201 (pp. 63).
- Luo, Jiajun, Trambak Banerjee, Gourab Mukherjee, and Wenguang Sun (2023). *Empirical Bayes Estimation with Side Information: A Nonparametric Integrative Tweedie Approach*. arXiv: 2308.05883 [stat.ME] (pp. 63).
- Müller, Ulrich K and Mark W Watson (2022). “Spatial Unit Roots”. In: *manuscript, Princeton University* (pp. 61).
- Opportunity Insights (2024). *Publicly available data and replication code for the ‘Opportunity Atlas*. Accessed: 2024-10-21. URL: https://opportunityinsights.org/data/?geographic_level=0&topic=0&paper_id=1652#resource-listing (pp. 67).
- Soloff, Jake A, Adityanand Guntuboyina, and Bodhisattva Sen (May 2024). “Multivariate, heteroscedastic empirical Bayes via nonparametric maximum likelihood”. In: *Journal of the Royal Statistical Society Series B: Statistical Methodology*, qkae040. ISSN: 1369-7412. DOI: 10.1093/jrsssb/qkae040 (pp. 55).
- Vershynin, Roman (2018). *High-dimensional probability: An introduction with applications in data science*. Vol. 47. Cambridge university press (pp. 56).

Supplementary Material to “Empirical Bayes When Estimation Precision Predicts Parameters”

Jiafeng Chen

December 10, 2024

Contents

Part 3. Important preliminary results for Theorem 1	74
Appendix SM6. An oracle inequality for the likelihood	74
SM6.1. Derivative computations	75
SM6.2. Proof of Theorem SM6.1	76
SM6.3. Bounding U_{1m}	78
SM6.4. Bounding U_{1s}	80
SM6.5. Bounding U_{2m}, U_{2s}	81
SM6.6. Bounding U_{3m}, U_{3s}	83
SM6.7. Bounding R_1, R_2	84
SM6.8. Complexity of $\mathcal{P}(\mathbb{R})$ under moment-based distance	85
SM6.9. Auxiliary lemmas	91
Appendix SM7. A large-deviation inequality for the average Hellinger distance	95
SM7.1. Proof of Theorem SM7.1	96
SM7.2. Auxiliary lemmas	100
Part 4. Additional theoretical results	101
Appendix SM8. Estimating η_0 by local linear regression	101
SM8.1. Auxiliary lemmas	108
Appendix SM9. Auxiliary lemmas for Theorems 2 and 3	112
Appendix SM10. Maximum posterior discrepancy of priors satisfying moment constraints	115
References	120

Part 3 Important preliminary results for **Theorem 1**

Appendix SM6. An oracle inequality for the likelihood

Recall that for some fixed Δ_n, M_n , we define $A_n = \{\|\hat{\eta} - \eta_0\|_\infty \leq \Delta_n, \bar{Z}_n \leq M_n\}$ in (A.1). In this section, we bound

$$\mathbb{P} \left[A_n, \text{Sub}_n(\hat{G}_n) \gtrsim_{\mathcal{H}} \epsilon_n \right],$$

where we recall Sub_n from (A.3), for some rate function ϵ_n . It is convenient to state a set of high-level assumptions on the rates Δ_n, M_n . These are satisfied for the choice (OA3.4).

Assumption SM6.1. Assume that (1) $\frac{1}{\sqrt{n}} \lesssim_{\mathcal{H}} \Delta_n \lesssim_{\mathcal{H}} \frac{1}{M_n^3} \lesssim_{\mathcal{H}} 1$, and (2) $\sqrt{\log n} \lesssim_{\mathcal{H}} M_n$.

Our main result in this section is the following oracle inequality.

Theorem SM6.1. Let $\|\hat{\eta} - \eta_0\|_\infty = \max(\|\hat{m} - m_0\|_\infty, \|\hat{s} - s_0\|_\infty)$ and $\bar{Z}_n = \max_{i \in [n]} |Z_i| \vee 1$. Suppose \hat{G}_n satisfies **Assumption 1**. Under **Assumptions 2 to 4** and **SM6.1**, there exists constants $C_{1,\mathcal{H}}, C_{2,\mathcal{H}} > 0$ such that the following tail bound holds: Let

$$\epsilon_n = M_n \sqrt{\log n} \Delta_n \frac{1}{n} \sum_{i=1}^n h(f_{\hat{G}_n, \nu_i}, f_{G_0, \nu_i}) + \Delta_n M_n \sqrt{\log n} e^{-C_{2,\mathcal{H}} M_n^\alpha} + \Delta_n^2 M_n^2 \log n + M_n^2 \frac{\Delta_n^{1-\frac{1}{2p}}}{\sqrt{n}}. \quad (\text{SM6.1})$$

Then,

$$\mathbb{P} \left[\bar{Z}_n \leq M_n, \|\hat{\eta} - \eta_0\|_\infty \leq \Delta_n, \text{Sub}_n(\hat{G}_n) > C_{1,\mathcal{H}} \epsilon_n \right] \leq \frac{9}{n}.$$

The following corollary plugs in the rates (OA3.4) for Δ_n, M_n and verifies that they satisfy **Assumption SM6.1**.

Corollary SM6.1. For $\beta \geq 0$, suppose Δ_n, M_n are of the form (OA3.4). Then there exists a $C_{\mathcal{H}}^*$ such that the following tail bound holds. Recall the average Hellinger distance \bar{h} from (A.5). Suppose \hat{G}_n satisfies **Assumption 1**. Under **Assumptions 2 to 4**, define ϵ_n as:

$$\epsilon_n = n^{-\frac{p}{2p+1}} (\log n)^{\frac{2+\alpha}{2\alpha} + \beta \bar{h}} (f_{\hat{G}_n, \cdot}, f_{G_0, \cdot}) + n^{-\frac{2p}{2p+1}} (\log n)^{\frac{2+\alpha}{\alpha} + 2\beta}, \quad (\text{SM6.2})$$

we have that, $\mathbb{P} \left[A_n, \text{Sub}_n(\hat{G}_n) > C_{\mathcal{H}}^* \epsilon_n \right] \leq \frac{9}{n}$. The constants in Δ_n, M_n affects the conclusion of the statement only through affecting the constant $C_{\mathcal{H}}^*$.

Proof. We first show that the specification of Δ_n and M_n means that the requirements of **Assumption SM6.1** are satisfied. Among the requirements of **Assumption SM6.1**:

(1) is satisfied since the polynomial part of Δ_n converges to zero slower than $n^{-1/2}$, but converges to zero faster than any logarithmic rate. M_n is a logarithmic rate.

(2) is satisfied since $\alpha \leq 2$.

We also observe that by Jensen's inequality,

$$\frac{1}{n} \sum_{i=1}^n h(f_{\hat{G}_n, \nu_i}, f_{G_0, \nu_i}) \leq \bar{h}(f_{\hat{G}_n, \cdot}, f_{G_0, \cdot}),$$

and so we can replace the corresponding factor in ϵ_n by \bar{h} . Now, we plug the rates Δ_n, M_n into ϵ_n . We find that the second term in ϵ_n is dominated:

$$\Delta_n M_n^2 e^{-C_{2,\mathcal{H}} M_n^\alpha} = \Delta_n M_n^2 e^{-(C_{\mathcal{H}}+1)^\alpha (\log n)} \leq \Delta_n M_n^2 n^{-1} \lesssim_{\mathcal{H}} \Delta_n^2 M_n^2 \log n$$

since $\log n > 1$ as $n > \sqrt{2\pi}e$ by **Assumption 1**. The fourth term is also dominated by the third term. Thus, plugging in the rates for the other terms, we find that $\epsilon_n \lesssim_{\mathcal{H}} \epsilon_n$. Therefore, **Corollary SM6.1** follows from **Theorem SM6.1**. \square

SM6.1 Derivative computations. It is sometimes useful to relate the derivatives of ψ_i to $\mathbf{E}_{G,\eta}$. We compute the following derivatives. Since they are all evaluated at G, η , we let $\hat{\nu} = \hat{\nu}_i(\eta)$ and $\hat{z} = \hat{Z}_i(\eta)$ as a shorthand.

$$\left. \frac{\partial \psi_i}{\partial m_i} \right|_{\eta, G} = - \frac{1}{s_i} \frac{f'_{G,\hat{\nu}}(\hat{z})}{f_{G,\hat{\nu}}(\hat{z})} \quad (\text{SM6.3})$$

$$= \frac{s_i}{\sigma_i^2} \mathbf{E}_{G,\hat{\nu}}[Z - \tau \mid \hat{z}] \quad (\text{SM6.4})$$

$$\left. \frac{\partial \psi_i}{\partial s_i} \right|_{\eta, G} = \frac{1}{\sigma_i \hat{\nu}_i(\eta) f_{G,\hat{\nu}(\eta)}(\hat{Z}_i(\eta))} \underbrace{\int (\hat{Z}_i(\eta) - \tau) \tau \varphi \left(\frac{\hat{Z}_i(\eta) - \tau}{\hat{\nu}_i(\eta)} \right) \frac{1}{\hat{\nu}_i(\eta)} G(d\tau)}_{Q_i(Z_i, \eta, G)} \quad (\text{SM6.5})$$

$$= \frac{1}{\sigma_i \hat{\nu}} \mathbf{E}_{G,\hat{\nu}}[(Z - \tau) \tau \mid \hat{z}] \quad (\text{SM6.6})$$

$$\left. \frac{\partial^2 \psi_i}{\partial m_i^2} \right|_{\eta, G} = \frac{1}{s_i^2} \left[\frac{f''_{G,\hat{\nu}}(\hat{z})}{f_{G,\hat{\nu}}(\hat{z})} - \left(\frac{f'_{G,\hat{\nu}}(\hat{z})}{f_{G,\hat{\nu}}(\hat{z})} \right)^2 \right] \quad (\text{SM6.7})$$

$$= \frac{1}{s_i^2} \left[\frac{1}{\hat{\nu}^4} \mathbf{E}_{G,\hat{\nu}}[(\tau - Z)^2 \mid \hat{z}] - \frac{1}{\hat{\nu}^2} - \frac{1}{\hat{\nu}^4} (\mathbf{E}_{G,\hat{\nu}}[(\tau - Z) \mid \hat{z}])^2 \right] \quad (\text{SM6.8})$$

$$\left. \frac{\partial^2 \psi_i}{\partial m_i \partial s_i} \right|_{\eta, G} = \frac{1}{\sigma^2 f_{G,\hat{\nu}(\eta)}} \int \left\{ \left(\frac{\hat{Z}(\eta) - \tau}{\hat{\nu}(\eta)} \right)^2 - 1 \right\} \tau \varphi \left(\frac{\hat{Z}(\eta) - \tau}{\hat{\nu}(\eta)} \right) \frac{1}{\hat{\nu}(\eta)} G(d\tau) + \frac{1}{\sigma^2} \frac{Q_i(Z_i, \eta, G)}{f_{G,\hat{\nu}(\eta)}} \cdot \frac{f'_{G,\hat{\nu}(\eta)}}{f_{G,\hat{\nu}(\eta)}} \quad (\text{SM6.9})$$

$$= \frac{1}{\sigma^2} \mathbf{E}_{G,\hat{\nu}} \left[\left\{ \left(\frac{Z - \tau}{\hat{\nu}} \right)^2 - 1 \right\} \tau \mid \hat{z} \right] + \frac{1}{\sigma^2 \hat{\nu}(\eta)^2} \mathbf{E}_{G,\hat{\nu}}[(Z - \tau) \tau \mid \hat{z}] \mathbf{E}_{G,\hat{\nu}}[\tau - Z \mid \hat{z}] \quad (\text{SM6.10})$$

$$\left. \frac{\partial^2 \psi_i}{\partial s_i^2} \right|_{\eta, G} = \frac{1}{\sigma^2 f_{G,\hat{\nu}(\eta)}} \int \left\{ \left(\frac{\hat{Z}(\eta) - \tau}{\hat{\nu}(\eta)} \right)^2 - 1 \right\} \tau^2 \varphi \left(\frac{\hat{Z}(\eta) - \tau}{\hat{\nu}(\eta)} \right) \frac{1}{\hat{\nu}(\eta)} G(d\tau) + \frac{s_i^2}{\sigma^4} \left(\frac{Q_i(Z_i, \eta, G)}{f_{G,\hat{\nu}(\eta)}} \right)^2 \quad (\text{SM6.11})$$

$$= \frac{1}{\sigma^2} \mathbf{E}_{G,\hat{\nu}} \left[\tau^2 \left\{ \left(\frac{Z - \tau}{\hat{\nu}} \right)^2 - 1 \right\} \right] + \frac{s_i^2}{\sigma^4} \mathbf{E}_{G,\hat{\nu}}[(Z - \tau) \tau \mid \hat{z}]^2. \quad (\text{SM6.12})$$

It is also useful to note that

$$\frac{f'_{G,\nu}(z)}{f_{G,\nu}(z)} = \frac{1}{\nu^2} \mathbf{E}_{G,\nu}[(\tau - Z) \mid z] \quad (\text{SM6.13})$$

$$\frac{f''_{G,\nu}(z)}{f_{G,\nu}(z)} = \frac{1}{\nu^4} \mathbf{E}_{G,\nu}[(\tau - Z)^2 | z] - \frac{1}{\nu^2}. \quad (\text{SM6.14})$$

SM6.2 Proof of Theorem SM6.1.

SM6.2.1 Decomposition of $\text{Sub}_n(\hat{G}_n)$. Observe that, by (3.3) in Assumption 1,

$$\frac{1}{n} \sum_{i=1}^n \psi_i(Z_i, \hat{\eta}, \hat{G}_n) - \frac{1}{n} \sum_{i=1}^n \psi_i(Z_i, \hat{\eta}, G_0) \geq \kappa_n$$

For random variables a_n, b_n such that when $\bar{Z}_n \leq M_n, \|\hat{\eta} - \eta_0\|_\infty \leq \Delta_n$,

$$\left| \frac{1}{n} \sum_{i=1}^n \psi_i(Z_i, \hat{\eta}, \hat{G}_n) - \psi_i(Z_i, \eta_0, \hat{G}_n) \right| \leq a_n \quad \left| \frac{1}{n} \sum_{i=1}^n \psi_i(Z_i, \hat{\eta}, G_0) - \psi_i(Z_i, \eta_0, G_0) \right| \leq b_n$$

we have that on the event $\bar{Z}_n \leq M_n, \|\hat{\eta} - \eta_0\|_\infty \leq \Delta_n$,

$$\frac{1}{n} \sum_{i=1}^n \psi_i(Z_i, \eta_0, \hat{G}_n) - \frac{1}{n} \sum_{i=1}^n \psi_i(Z_i, \eta_0, G_0) \geq -a_n - b_n - \kappa_n$$

and therefore $\text{Sub}_n(\hat{G}_n) \leq a_n + b_n + \kappa_n$. Therefore, it suffices to show large deviation results for a_n and b_n , where a_n is chosen to be (SM6.19) and b_n is chosen to be (SM6.22):

$$\begin{aligned} & \mathbb{P} \left[\bar{Z}_n \leq M_n, \|\hat{\eta} - \eta_0\|_\infty \leq \Delta_n, \text{Sub}_n(\hat{G}_n) \gtrsim_{\mathcal{H}} \epsilon_n \right] \\ & \leq \mathbb{P} \left[\bar{Z}_n \leq M_n, \|\hat{\eta} - \eta_0\|_\infty \leq \Delta_n, a_n + b_n + \kappa_n \gtrsim_{\mathcal{H}} \epsilon_n \right] \\ & \leq \mathbb{P} [a_n + b_n + \kappa_n \gtrsim_{\mathcal{H}} \epsilon_n]. \end{aligned}$$

SM6.2.2 Taylor expansion of $\psi_i(Z_i, \hat{\eta}, \hat{G}_n) - \psi_i(Z_i, \eta_0, \hat{G}_n)$. Define $\Delta_{mi} = \hat{m}_i - m_{0i}$, $\Delta_{si} = \hat{s}_i - s_{0i}$, and $\Delta_i = [\Delta_{mi}, \Delta_{si}]'$. Recall $\|\hat{\eta} - \eta_0\|_\infty = \max(\|s - s_0\|_\infty, \|m - m_0\|_\infty)$ as in (A.1). Since $\psi_i(Z_i, \eta, G)$ is smooth in $(m_i, s_i) \in \mathbb{R} \times \mathbb{R}_{>0}$, we can take a second-order Taylor expansion:

$$\psi_i(Z_i, \hat{\eta}, \hat{G}_n) - \psi_i(Z_i, \eta_0, \hat{G}_n) = \frac{\partial \psi_i}{\partial m_i} \Big|_{\eta_0, \hat{G}_n} \Delta_{mi} + \frac{\partial \psi_i}{\partial s_i} \Big|_{\eta_0, \hat{G}_n} \Delta_{si} + \underbrace{\frac{1}{2} \Delta_i' H_i(\tilde{\eta}_i, \hat{G}_n) \Delta_i}_{R_{1i}} \quad (\text{SM6.15})$$

where $H_i(\tilde{\eta}_i, \hat{G}_n)$ is the Hessian matrix $\frac{\partial^2 \psi_i}{\partial \eta_i \partial \eta_i'}$ evaluated at some intermediate value $\tilde{\eta}_i$ lying on the line segment between $\hat{\eta}_i$ and η_{0i} .

We further decompose the first-order terms into an empirical process term and a mean-component term. By Lemma OA3.1, (SM6.4), and (SM6.5), for the choice ρ_n in (OA3.5) we have that the denominators to the first derivatives can be truncated at ρ_n , as $f_{i, \hat{G}_n} \geq \rho_n / \nu_i$ so that the truncation does not bind:

$$\frac{\partial \psi_i}{\partial m_i} \Big|_{\eta_0, \hat{G}_n} = -\frac{1}{s_i} \frac{f'_{i, \hat{G}_n}}{f_{i, \hat{G}_n} \vee \frac{\rho_n}{\nu_i}} \equiv D_{m,i}(Z_i, \hat{G}_n, \eta_0, \rho_n) \quad (\text{SM6.16})$$

$$\frac{\partial \psi_i}{\partial s_i} \Big|_{\eta_0, \hat{G}_n} = \frac{s_i}{\sigma_i^2} \frac{Q_i(Z_i, \eta_0, \hat{G}_n)}{f_{i, \hat{G}_n} \vee \frac{\rho_n}{\nu_i}} \equiv D_{s,i}(Z_i, \hat{G}_n, \eta_0, \rho_n). \quad (\text{SM6.17})$$

where we recall Q_i from (SM6.5).

Let

$$\bar{D}_{k,i}(\hat{G}_n, \eta_0, \rho_n) = \int_{-\infty}^{\infty} D_{k,i}(z, \hat{G}_n, \eta_0, \rho_n) f_{G_0, \nu_i}(z) dz \quad \text{for } k \in \{m, s\} \quad (\text{SM6.18})$$

be the population mean of $D_{k,i}$. Then, for $k \in \{m, s\}$, we can decompose

$$\left. \frac{\partial \psi_i}{\partial k_i} \right|_{\eta_0, \hat{G}_n} \Delta_{ki} = \left[D_{k,i}(Z_i, \hat{G}_n, \eta_0, \rho_n) - \bar{D}_{k,i}(\hat{G}_n, \eta_0, \rho_n) \right] \Delta_{ki} + \bar{D}_{k,i}(\hat{G}_n, \eta_0, \rho_n) \Delta_{ki}$$

Hence, we can decompose the first-order terms in (SM6.15):

$$\begin{aligned} \frac{1}{n} \sum_{i=1}^n \left. \frac{\partial \psi_i}{\partial k_i} \right|_{\eta_0, \hat{G}_n} \Delta_{ki} &= \frac{1}{n} \sum_{i=1}^n \bar{D}_{k,i}(\hat{G}_n, \eta_0, \rho_n) \Delta_{ki} \\ &\quad + \frac{1}{n} \sum_{i=1}^n \left[D_{k,i}(Z_i, \hat{G}_n, \eta_0, \rho_n) - \bar{D}_{k,i}(\hat{G}_n, \eta_0, \rho_n) \right] \Delta_{ki} \\ &\equiv U_{1k} + U_{2k}. \end{aligned}$$

Let the second order term in (SM6.15) be denoted as $R_1 = \frac{1}{n} \sum_i R_{1i}$. We let

$$a_n = |R_1| + \sum_{k \in \{m, s\}} |U_{1k}| + |U_{2k}|. \quad (\text{SM6.19})$$

SM6.2.3 Taylor expansion of $\psi_i(Z_i, \hat{\eta}, G_0) - \psi_i(Z_i, \eta_0, G_0)$. Like (SM6.15), we similarly decompose

$$\psi_i(Z_i, \hat{\eta}, G_0) - \psi_i(Z_i, \eta_0, G_0) = \left. \frac{\partial \psi_i}{\partial m_i} \right|_{\eta_0, G_0} \Delta_{mi} + \left. \frac{\partial \psi_i}{\partial s_i} \right|_{\eta_0, G_0} \Delta_{si} + \underbrace{\frac{1}{2} \Delta'_i H_i(\tilde{\eta}_i, G_0) \Delta_i}_{R_{2i}} \quad (\text{SM6.20})$$

$$= \sum_{k \in \{m, s\}} D_{k,i}(Z_i, G_0, \eta_0, 0) \Delta_{ki} + R_{2i} \equiv U_{3mi} + U_{3si} + R_{2i}. \quad (\text{SM6.21})$$

Let $U_{3k} = \frac{1}{n} \sum_i U_{3ki}$ for $k \in \{m, s\}$ and let $R_2 = \frac{1}{n} \sum_i R_{2i}$. We let

$$b_n = |R_2| + \sum_{k \in \{m, s\}} |U_{3k}| + |U_{3k}|. \quad (\text{SM6.22})$$

SM6.2.4 Bounding each term individually. By our decomposition, we can write

$$a_n + b_n + \kappa_n \leq \kappa_n + |R_1| + |R_2| + \sum_{k \in \{m, s\}} |U_{1k}| + |U_{2k}| + |U_{3k}|.$$

To summarize, we have that, for $k = m, s$,

$$U_{1k} = \frac{1}{n} \sum_{i=1}^n \bar{D}_{k,i}(\hat{G}_n, \eta_0, \rho_n) \Delta_{ki} \quad (\text{SM6.23})$$

$$U_{2k} = \frac{1}{n} \sum_{i=1}^n \left[D_{k,i}(Z_i, \hat{G}_n, \eta_0, \rho_n) - \bar{D}_{k,i}(\hat{G}_n, \eta_0, \rho_n) \right] \Delta_{ki} \quad (\text{SM6.24})$$

$$U_{3k} = \frac{1}{n} \sum_{i=1}^n D_{k,i}(Z_i, G_0, \eta_0, 0) \Delta_{ki} \quad (\text{SM6.25})$$

$$R_1 = \frac{1}{2n} \sum_{i=1}^n \Delta'_i H_i(\tilde{\eta}_i, \hat{G}_n) \Delta_i \quad (\text{SM6.26})$$

$$R_2 = \frac{1}{2n} \sum_{i=1}^n \Delta'_i H_i(\tilde{\eta}_i, G_0) \Delta_i \quad (\text{SM6.27})$$

The ensuing subsections bound each term individually. Here we give an overview of the main ideas:

(1) We bound $\mathbb{1}(A_n)|U_{1m}|$ in [Lemma SM6.1](#) by observing that $|\overline{D}_{mi}(\hat{G}_n, \eta_0, \rho_n)|$ is small when \hat{G}_n is close to G_0 , since $\overline{D}_{mi}(G_0, \eta_0, 0) = 0$. To do so, we need to control the differences

$$\overline{D}_{mi}(\hat{G}_n, \eta_0, \rho_n) - \overline{D}_{mi}(G_0, \eta_0, \rho_n) \text{ and } \overline{D}_{mi}(G_0, \eta_0, \rho_n) - \underbrace{\overline{D}_{mi}(G_0, \eta_0, 0)}_{=0} = \overline{D}_{mi}(G_0, \eta_0, \rho_n).$$

Controlling the first difference features the Hellinger distance, while controlling the second relies on the fact that $P_{X \sim f(X)}(f(X) \leq \rho)$ cannot be too large, by a Chebyshev's inequality argument in [Lemma SM6.9](#). Similarly, we bound $\mathbb{1}(A_n)|U_{1s}|$ in [Lemma SM6.2](#).

(2) The empirical process terms U_{2m}, U_{2s} are bounded with statements of the form

$$P(A_n, |U_{2k}| > r_n) \leq 2/n.$$

To do so, we upper bound $\mathbb{1}(A_n)U_{2k} \leq \overline{U}_{2k}$. The upper bound is obtained by projecting \hat{G}_n onto a ω -net of $\mathcal{P}(\mathbb{R})$ in terms of some pseudo-metric d_{k,∞,M_n} induced by $\overline{D}_{k,i}$. The upper bound \overline{U}_{2k} then takes the form (up to some other terms), for $\eta \in S$ over a Hölder space and G_1, \dots, G_N a ω -net over $\mathcal{P}(\mathbb{R})$ in d_{k,∞,M_n} ,

$$\omega \Delta_n + \max_{j \in [N]} \sup_{\eta \in S} \left| \frac{1}{n} \sum_i (D_{ki}(G_j, \eta, \rho_n) - \overline{D}_{ki}(G_j, \eta, \rho_n))(\eta_i - \eta_{0i}) \right| \quad N \leq N(\omega, \mathcal{P}(\mathbb{R}), d_{k,\infty,M_n}).$$

Large deviation of \overline{U}_{2k} is further controlled by applying Dudley's tail bound (Vershynin, 2018), since the entropy integral over S is well-behaved. The covering number N is controlled via [Proposition SM6.1](#) and [Proposition SM6.2](#), which are minor extensions to Lemma 4 and Theorem 7 in Jiang (2020). The covering number is of a manageable size since the induced distributions f_{G,ν_i} are very smooth.

(3) Since $\overline{D}_{k,i}(G_0, \eta_0, 0) = 0$, U_{3m}, U_{3s} are effectively also empirical process terms, without the additional randomness in \hat{G}_n . Thus the projection-to- ω -net argument above is unnecessary for U_{3m}, U_{3s} , whereas the bounding follows from the same Dudley's chaining argument. [Lemma SM6.4](#) bounds U_{3k} .

(4) For the second derivative terms R_1, R_2 , we observe that the second derivatives take the form of functions of posterior moments under either \hat{G}_n or G_0 . The posterior moments under prior \hat{G}_n is bounded within constant factors of M_n^q since the support of G_n is restricted. The posterior moments under prior G_0 is bounded by $|Z_i|^q \lesssim_{\mathcal{H}} M_n^q$ as we show in [Lemma SM6.14](#), thanks to the simultaneous moment control for G_0 . These second derivatives are bounded in [Lemmas SM6.5](#) and [SM6.6](#).

(1) and (4) above bounds U_{1k}, R_1, R_2 under A_n . (2) and (3) bounds U_{2k}, U_{3k} probabilistically by bounding $P[A_n, U_{jk} > t]$. By a union bound in [Lemma SM6.13](#), we can simply add the rates.

Doing so, we find that the first term in ϵ_n ([SM6.1](#)) comes from U_{1s} , which dominates U_{1m} . The second term comes from U_{2k} . The third term comes from R_1 , which dominates R_2 ; this term also dominates a term in the bound for U_{2k} . The fourth term comes from U_{3s} . The leading terms in ϵ_n dominate κ_n , recalling [Assumption 1](#). This completes the proof.

SM6.3 Bounding U_{1m} .

Lemma SM6.1. Under **Assumptions 1 to 4**, assume additionally that $\|\hat{\eta} - \eta_0\|_\infty \leq \Delta_n$, $\bar{Z}_n \leq M_n$. Assume that the rates Δ_n, M_n satisfy **Assumption SM6.1**. Then

$$|U_{1m}| \equiv \left| \frac{1}{n} \sum_{i=1}^n \bar{D}_{mi}(\hat{G}_n, \eta_0, \rho_n) \Delta_{mi} \right| \lesssim_{\mathcal{H}} \Delta_n \left[\frac{\log n}{n} \sum_{i=1}^n h(f_{G_0, \nu_i}, f_{\hat{G}_n, \nu_i}) + \frac{M_n^{1/3}}{n} \right]. \quad (\text{SM6.28})$$

Proof. Note that

$$\begin{aligned} |\bar{D}_{m,i}(\hat{G}_n, \eta_0, \rho_n)| &= |(\text{SM6.18})| \lesssim_{s_{0\ell}} \left| \int \frac{f'_{\hat{G}_n, \nu_i}(z)}{f_{\hat{G}_n, \nu_i}(z) \vee \frac{\rho_n}{\nu_i}} f_{G_0, \nu_i}(z) dz \right| \\ &= \left| \int \frac{f'_{\hat{G}_n, \nu_i}(z)}{f_{\hat{G}_n, \nu_i}(z) \vee \frac{\rho_n}{\nu_i}} [f_{G_0, \nu_i}(z) - f_{\hat{G}_n, \nu_i}(z) + f_{\hat{G}_n, \nu_i}(z)] dz \right| \\ &\leq \left| \int \frac{f'_{\hat{G}_n, \nu_i}(z)}{f_{\hat{G}_n, \nu_i}(z) \vee \frac{\rho_n}{\nu_i}} [f_{G_0, \nu_i}(z) - f_{\hat{G}_n, \nu_i}(z)] dz \right| \quad (\text{SM6.29}) \end{aligned}$$

$$+ \left| \int \frac{f'_{\hat{G}_n, \nu_i}(z)}{f_{\hat{G}_n, \nu_i}(z) \vee \frac{\rho_n}{\nu_i}} f_{\hat{G}_n, \nu_i}(z) dz \right|. \quad (\text{SM6.30})$$

By the bounds for (SM6.29) and (SM6.30) below, we have that

$$|U_{1m}| \lesssim_{\mathcal{H}} \Delta_n \left[\frac{\sqrt{\log n}}{n} \sum_{i=1}^n h(f_{G_0, \nu_i}, f_{\hat{G}_n, \nu_i}) + \frac{M_n^{1/3}}{n} \right]$$

by **Assumption SM6.1**. □

SM6.3.1 Bounding (SM6.29). Consider the first term (SM6.29):

$$\begin{aligned} [(\text{SM6.29})]^2 &= \left[\int \frac{f'_{\hat{G}_n, \nu_i}(z)}{f_{\hat{G}_n, \nu_i}(z) \vee \frac{\rho_n}{\nu_i}} \left(\sqrt{f_{G_0, \nu_i}(z)} - \sqrt{f_{\hat{G}_n, \nu_i}(z)} \right) \left(\sqrt{f_{G_0, \nu_i}(z)} + \sqrt{f_{\hat{G}_n, \nu_i}(z)} \right) dz \right]^2 \\ &\leq \underbrace{\int \left(\sqrt{f_{G_0, \nu_i}(z)} - \sqrt{f_{\hat{G}_n, \nu_i}(z)} \right)^2 dz}_{2h^2(f_{G_0, \nu_i}, f_{\hat{G}_n, \nu_i})} \\ &\quad \times \int \left(\frac{f'_{\hat{G}_n, \nu_i}(z)}{f_{\hat{G}_n, \nu_i}(z) \vee \frac{\rho_n}{\nu_i}} \right)^2 \left(\sqrt{f_{G_0, \nu_i}(z)} + \sqrt{f_{\hat{G}_n, \nu_i}(z)} \right)^2 dz \quad (\text{Cauchy-Schwarz}) \\ &\lesssim h^2(f_{G_0, \nu_i}, f_{\hat{G}_n, \nu_i}) \int \left(\frac{f'_{\hat{G}_n, \nu_i}(z)}{f_{\hat{G}_n, \nu_i}(z) \vee \frac{\rho_n}{\nu_i}} \right)^2 (f_{G_0, \nu_i}(z) + f_{\hat{G}_n, \nu_i}(z)) dz \quad (\text{SM6.31}) \end{aligned}$$

where the last step uses $(a + b)^2 \leq 2a^2 + 2b^2$. By **Lemmas OA3.1** and **SM6.8**,

$$\left(\frac{f'_{\hat{G}_n, \nu_i}(z)}{f_{\hat{G}_n, \nu_i}(z) \vee \frac{\rho_n}{\nu_i}} \right)^2 \lesssim \frac{1}{\nu_i} \log(1/\rho_n) \lesssim_{\mathcal{H}} \log n.$$

Hence, (SM6.29) $\lesssim_{\mathcal{H}} h(f_{G_0, \nu_i}, f_{\hat{G}_n, \nu_i}) \sqrt{\log n}$.

SM6.3.2 Bounding (SM6.30). The second term (SM6.30) is

$$\begin{aligned}
(\text{SM6.30}) &= \left| \int \frac{f'_{\hat{G}_n, \nu_i}(z)}{f_{\hat{G}_n, \nu_i}(z)} \left(\frac{f_{\hat{G}_n, \nu_i}(z)}{f_{\hat{G}_n, \nu_i}(z) \vee \frac{\rho_n}{\nu_i}} - 1 \right) f_{\hat{G}_n, \nu_i}(z) dz \right| \\
&\leq \int \left| \frac{f'_{\hat{G}_n, \nu_i}(z)}{f_{\hat{G}_n, \nu_i}(z)} \right| \mathbb{1} \left(f_{\hat{G}_n, \nu_i}(z) \leq \rho_n / \nu_i \right) f_{\hat{G}_n, \nu_i}(z) dz \\
&\leq \underbrace{\left(\mathbb{E}_{Z \sim f_{\hat{G}_n, \nu_i}} \left[\left(\mathbf{E}_{\hat{G}_n, \nu_i} \left[\frac{(\tau - Z)}{\nu_i^2} \mid Z \right] \right)^2 \right] \right)^{1/2}}_{\leq \mathbb{E}_{\tau \sim \hat{G}_n, Z \sim \mathcal{N}(\tau, \nu_i)} [(\tau - Z)^2 / \nu_i^4]^{1/2} = \nu_i^{-1}} \cdot \sqrt{\mathbb{P}_{f_{\hat{G}_n, \nu_i}}[f_{\hat{G}_n, \nu_i}(Z) \leq \rho_n / \nu_i]}.
\end{aligned}$$

(Cauchy–Schwarz and (SM6.13))

By Jensen’s inequality and law of iterated expectations, the first term is bounded by $\frac{1}{\nu_i}$. By Lemma SM6.9, the second term is bounded by $\rho_n^{1/3} \text{Var}_{Z \sim f_{\hat{G}_n, \nu_i}}(Z)^{1/6}$. Now, $\text{Var}_{Z \sim f_{\hat{G}_n, \nu_i}}(Z) \leq \nu_i^2 + \mu_2^2(\hat{G}_n) \lesssim_{\mathcal{H}} M_n^2$. Hence, by Lemma OA3.1,

$$(\text{SM6.30}) \lesssim_{\mathcal{H}} M_n^{1/3} \rho_n^{1/3} \lesssim_{\mathcal{H}} M_n^{1/3} n^{-1}.$$

SM6.4 Bounding U_{1s} .

Lemma SM6.2. Under Assumptions 1 to 4 and SM6.1, if $\|\hat{\eta} - \eta_0\|_{\infty} \leq \Delta_n$, $\bar{Z}_n \leq M_n$, then

$$|U_{1s}| \lesssim_{\mathcal{H}} \Delta_n \left[\frac{M_n \sqrt{\log n}}{n} \sum_{i=1}^n h(f_{\hat{G}_n, \nu_i}, f_{G_0, \nu_i}) + \frac{M_n^{4/3}}{n} \right]. \quad (\text{SM6.32})$$

Proof. Similar to our computation with $\bar{D}_{m,i}$, we decompose

$$|\bar{D}_{s,i}(\hat{G}_n, \eta_0, \rho_n)| \lesssim_{\mathcal{H}} \left| \int \frac{Q_i(z, \eta_0, \hat{G}_n)}{f_{\hat{G}_n, \nu_i}(z) \vee (\rho_n / \nu_i)} (f_{G_0, \nu_i}(z) - f_{\hat{G}_n, \nu_i}(z)) dz \right| \quad (\text{SM6.33})$$

$$+ \left| \int \frac{Q_i(z, \eta_0, \hat{G}_n)}{f_{\hat{G}_n, \nu_i}(z) \vee (\rho_n / \nu_i)} f_{\hat{G}_n, \nu_i}(z) dz \right|, \quad (\text{SM6.34})$$

where we recall Q_i from (SM6.5). We conclude the proof by plugging in our subsequent calculations. \square

SM6.4.1 Bounding (SM6.33). The first term (SM6.33) is bounded by

$$[(\text{SM6.33})]^2 \lesssim h^2(f_{G_0, \nu_i}, f_{\hat{G}_n, \nu_i}) \int \left(\frac{Q_i(z, \eta_0, \hat{G}_n)}{f_{\hat{G}_n, \nu_i}(z) \vee (\rho_n / \nu_i)} \right)^2 [f_{G_0, \nu_i}(z) + f_{\hat{G}_n, \nu_i}(z)] dz,$$

similar to the computation in (SM6.31).

By Lemmas OA3.1 and SM6.10,

$$\left(\frac{Q_i(z, \eta_0, \hat{G}_n)}{f_{\hat{G}_n, \nu_i}(z) \vee (\rho_n / \nu_i)} \right)^2 \lesssim_{\mathcal{H}} M_n^2 \log n \implies \int \left(\frac{Q(z, \nu_i)}{f_{\hat{G}_n, \nu_i}(z) \vee (\rho_n / \nu_i)} \right)^2 [f_{G_0, \nu_i}(z) + f_{\hat{G}_n, \nu_i}(z)] dz \lesssim_{\mathcal{H}} M_n^2 \log n.$$

Hence,

$$(\text{SM6.33}) \lesssim_{\sigma_{\ell}, \sigma_u, s_{0\ell}, s_{0u}} M_n h(f_{G_0, \nu_i}, f_{\hat{G}_n, \nu_i}) \sqrt{\log n}. \quad (\text{SM6.35})$$

SM6.4.2 Bounding (SM6.34). Observe that

$$(SM6.34) = \left| \int \underbrace{\frac{Q_i(z, \eta_0, \hat{G}_n)}{f_{\hat{G}_n, \nu_i}(z)}}_{\mathbf{E}_{\hat{G}_n, \nu_i}[(\hat{Z} - \tau)\tau | \hat{Z} = z]} \underbrace{\left(\frac{f_{\hat{G}_n, \nu_i}(z)}{f_{\hat{G}_n, \nu_i}(z) \vee (\rho_n / \nu_i)} - 1 \right)}_{|\cdot| \leq \mathbb{1}(\nu_i f_{\hat{G}_n, \nu_i} \leq \rho_n)} f_{\hat{G}_n, \nu_i}(z) dz \right|.$$

Similar to our argument for (SM6.30), by Cauchy–Schwarz,

$$(SM6.34) \leq \left(\mathbb{E}_{f_{\hat{G}_n, \nu_i}(z)} \left[(\mathbf{E}_{\hat{G}_n, \nu_i}[(Z - \tau)\tau | Z])^2 \right] \right)^{1/2} \sqrt{\mathbb{P}_{f_{\hat{G}_n, \nu_i}(z)}(f_{\hat{G}_n, \nu_i}(z) \leq \rho_n / \nu_i)} \\ \lesssim_{\mathcal{H}} M_n \cdot \rho_n^{1/3} M_n^{1/3} \lesssim_{\mathcal{H}} \frac{M_n^{4/3}}{n}.$$

SM6.5 Bounding U_{2m}, U_{2s} .

Lemma SM6.3. Under Assumptions 1 to 4 and SM6.1, for $k \in \{m, s\}$,

$$\mathbb{P} \left[\|\hat{\eta} - \eta_0\|_{\infty} \leq \Delta_n, \bar{Z}_n \leq M_n, |U_{2k}| \gtrsim_{\mathcal{H}} r_n \right] \leq \frac{2}{n}$$

$$\text{for } r_n = \Delta_n e^{-C_{\mathcal{H}} M_n^{\alpha} \log n} + \frac{M_n^{3/2} (\log n)^{5/4}}{\sqrt{n}} \Delta_n + \frac{M_n \sqrt{\log n}}{\sqrt{n}} \Delta_n^{1 - \frac{1}{2p}}.$$

Proof. Let $k \in \{m, s\}$. We first show that if $\|\hat{\eta} - \eta_0\|_{\infty} \leq \Delta_n$ and $\bar{Z}_n \leq M_n$, then for some \bar{U}_{2k} to be chosen, $|U_{2k}| \leq \bar{U}_{2k}$. We choose \bar{U}_{2k} in (SM6.41) such that $\mathbb{P}[\bar{U}_{2k} > t]$ is small. Then

$$\mathbb{P} \left[\|\hat{\eta} - \eta_0\|_{\infty} \leq \Delta_n, \bar{Z}_n \leq M_n, |U_{2k}| > t \right] \leq \mathbb{P}[\bar{U}_{2k} > t].$$

Thus the bound for \bar{U}_{2k} would suffice.

Let

$$D_{k,i,M_n}(Z_i, \hat{G}_n, \eta_0, \rho_n) = D_{k,i}(Z_i, \hat{G}_n, \eta_0, \rho_n) \mathbb{1}(|Z_i| \leq M_n) \\ \bar{D}_{k,i,M_n}(\hat{G}_n, \eta_0, \rho_n) = \int D_{k,i}(z, \hat{G}_n, \eta_0, \rho_n) \mathbb{1}(|z| \leq M_n) f_{G_0, \nu_i}(z) dz.$$

They are truncated versions of $D_{k,i}(z, \hat{G}_n, \eta_0, \rho_n)$.

Observe that on $\bar{Z}_n \leq M_n$, $D_{k,i,M_n}(Z_i, \hat{G}_n, \eta_0, \rho_n) = D_{k,i}(Z_i, \hat{G}_n, \eta_0, \rho_n)$ for all i . Thus, on $\bar{Z}_n \leq M_n$, we may decompose

$$|U_{2k}| \leq \left| \frac{1}{n} \sum_{i=1}^n \left\{ D_{k,i,M_n}(Z_i, \hat{G}_n, \eta_0, \rho_n) - \bar{D}_{k,i,M_n}(\hat{G}_n, \eta_0, \rho_n) \right\} \Delta_{ki} \right| \quad (SM6.36)$$

$$+ \left| \frac{1}{n} \sum_{i=1}^n \left\{ \bar{D}_{k,i}(Z_i, \hat{G}_n, \eta_0, \rho_n) - \bar{D}_{k,i,M_n}(\hat{G}_n, \eta_0, \rho_n) \right\} \Delta_{ki} \right|. \quad (SM6.37)$$

By Lemmas SM6.8 and SM6.10, uniformly over all G ,

$$|D_{k,i}(z, G, \eta_0, \rho_n)| \lesssim_{\mathcal{H}} |z| \sqrt{\log n} + \log n. \quad (SM6.38)$$

Thus,

$$\begin{aligned} \text{(SM6.37)} &\lesssim_{\mathcal{H}} \Delta_n \left(\sqrt{\log n} \max_{i \in [n]} \underbrace{\int_{|z| > M_n} |z| f_{G_0, \nu_i}(z) dz}_{\leq \sqrt{\mathbb{E}[Z_i^2]} \mathbb{P}(|Z_i| > M_n)} + \log n \max_{i \in [n]} \mathbb{P}_{G_0, \nu_i}(|Z_i| > M_n) \right) \\ &\lesssim_{\mathcal{H}} \Delta_n \mathbb{P}(|Z_i| > M_n)^{1/2} \end{aligned}$$

By **Lemma SM6.12**, $\mathbb{P}_{G_0, \nu_i}(|Z_i| > M_n) \leq \exp(-C_{\alpha, A_0, \nu_u} M_n^\alpha)$. Hence $\text{(SM6.37)} \lesssim_{\mathcal{H}} \Delta_n e^{-C_{\mathcal{H}} M_n^\alpha} \log n$.

Returning to **(SM6.36)**, let $G_1, \dots, G_N \in \mathcal{P}(\mathbb{R})$ be a ω -net of $\mathcal{P}(\mathbb{R})$ under the pseudometric

$$d_{k, \infty, M_n}(G_1, G_2) = \max_{i \in [n]} \sup_{|z| \leq M_n} |D_{k, i}(z, G_1, \eta_0, \rho_n) - D_{k, i}(z, G_2, \eta_0, \rho_n)|. \quad \text{(SM6.39)}$$

Thus, we can take $N = N(\omega, \mathcal{P}(\mathbb{R}), d_{k, \infty, M_n})$. By construction, there exists a G_{j^*} for $j^* \in [N]$ such that on $\bar{Z}_n \leq M_n$,

$$\begin{aligned} |D_{k, i, M_n}(Z_i, \hat{G}_n, \eta_0, \rho_n) - D_{k, i, M_n}(Z_i, G_{j^*}, \eta_0, \rho_n)| &\leq \omega \\ \implies |\bar{D}_{k, i, M_n}(\hat{G}_n, \eta_0, \rho_n) - \bar{D}_{k, i, M_n}(G_{j^*}, \eta_0, \rho_n)| &\leq \omega. \end{aligned}$$

The second line in the above display holds since the integrand is bounded by ω . Hence, projecting \hat{G}_n to the ω -net, we have that

$$\text{(SM6.36)} \leq 2\omega \Delta_n + \max_{j \in [N]} \left| \frac{1}{n} \sum_{i=1}^n \{D_{k, i, M_n}(Z_i, G_j, \eta_0, \rho_n) - \bar{D}_{k, i, M_n}(G_j, \eta_0, \rho_n)\} \Delta_{ki} \right|$$

Define

$$\begin{aligned} v_{i, j}(\eta) &\equiv \{D_{k, i, M_n}(Z_i, G_j, \eta_0, \rho_n) - \bar{D}_{k, i, M_n}(G_j, \eta_0, \rho_n)\} \Delta_{ki}(\eta) \quad \Delta_{ki}(\eta) \equiv k_i(\sigma_i) - k_0(\sigma_i) \quad k \in \{m, s\} \\ V_{n, j}(\eta) &\equiv \frac{1}{n} \sum_{i=1}^n v_{i, j}(\eta). \end{aligned}$$

We have that

$$\text{(SM6.36)} \lesssim \omega \Delta_n + \max_{j \in [N]} \sup_{\eta \in S} |V_{n, j}(\eta)|$$

where

$$S = \{(m, s) : \|m - m_0\|_\infty \leq \Delta_n, \|s - s_0\|_\infty \leq \Delta_n, (m, s) \in \mathcal{V}\} \quad \text{(SM6.40)}$$

for \mathcal{V} in **Assumption 4**. As a result, for some ω to be chosen, let us take

$$\bar{U}_{2k} = C_{\mathcal{H}} \left\{ \Delta_n (\log n) e^{-C_{\mathcal{H}} M_n^\alpha} + \omega \Delta_n + \max_{j \in [N]} \sup_{\eta \in S} |V_{n, j}(\eta)| \right\} \quad \text{(SM6.41)}$$

and analyze its tail behavior.

First, let us bound the empirical process $\max_{j \in [N]} \sup_{\eta \in S} |V_{n, j}(\eta)|$. Note that for a fixed $\eta, \eta_1, \eta_2 \in S$, we have that, since **(SM6.38)** $\lesssim_{\mathcal{H}} M_n \sqrt{\log n}$ on $|z| \leq M_n$,

$$\begin{aligned} |V_{n, j}(\eta)| &\lesssim_{\mathcal{H}} \frac{M_n \sqrt{\log n}}{\sqrt{n}} \Delta_n \\ \|V_{n, j}(\eta_1) - V_{n, j}(\eta_2)\|_{\psi_2} &\lesssim_{\mathcal{H}} \frac{M_n \sqrt{\log n}}{\sqrt{n}} \|\eta_1 - \eta_2\|_\infty. \quad (v_{i, j} \text{ are independent across } i \text{ and bounded}) \end{aligned}$$

Since $\eta \mapsto V_{n,j}(\eta)$ is a process with subgaussian increments under $\|\eta\|_\infty$ (see (8.1) in Vershynin (2018)), by Theorem 8.1.6 in Vershynin (2018), for all $u > 0$,

$$\sup_{\eta \in S} |V_{n,j}(\eta)| \lesssim_{\mathcal{H}} \frac{M_n \sqrt{\log n}}{\sqrt{n}} \left[(1+u)\Delta_n + \int_0^\infty \sqrt{\log N(\epsilon, S, \|\cdot\|_\infty)} d\epsilon \right],$$

holds with probability at least $1 - 2e^{-u^2}$.

Since $\sqrt{\log N(\epsilon, S, \|\cdot\|_\infty)} \lesssim \sqrt{\log N(\epsilon/2, \mathcal{V}, \|\cdot\|_\infty)} \lesssim_{\mathcal{H}} \sqrt{\log C_{\mathcal{H}} + (1/\epsilon)^{-1/p}}$ by **Assumption 4** and Exercise 4.2.10 in Vershynin (2018),

$$\int_0^\infty \sqrt{\log N(\epsilon, S, \|\cdot\|_\infty)} d\epsilon = \int_0^{2\Delta_n} \sqrt{\log N(\epsilon, S, \|\cdot\|_\infty)} d\epsilon \lesssim_{\mathcal{H}} \Delta_n^{1-\frac{1}{2p}}.$$

Note that by a union bound,

$$\mathbb{P} \left\{ \max_{j \in [N]} \sup_{\eta \in S} |V_{n,j}(\eta)| \gtrsim_{\mathcal{H}} \frac{M_n \sqrt{\log n}}{\sqrt{n}} \left[(1+u)\Delta_n + \Delta_n^{1-\frac{1}{2p}} \right] \right\} \leq 2Ne^{-u^2}$$

Choose $u = \sqrt{\log N} + \sqrt{\log n} \geq \sqrt{\log N + \log n}$ such that the right hand side is bounded by $2/n$.

Next, choose $\omega = M_n \frac{\sqrt{\log(1/\rho_n)}}{\rho_n} \frac{\rho_n}{\sqrt{n}} \log \left(\frac{\sqrt{n}}{\rho_n} \right) \geq \frac{\sqrt{\log(1/\rho_n)}}{\rho_n} \frac{\rho_n}{\sqrt{n}} \log \left(\frac{\sqrt{n}}{\rho_n} \right)$. By **Proposition SM6.2**,

$$\begin{aligned} \log N(\omega, \mathcal{P}(\mathbb{R}), d_{m,\infty,M_n}) &\leq \log N \left(\frac{\sqrt{\log(1/\rho_n)}}{\rho_n} \frac{\rho_n}{\sqrt{n}} \log \left(\frac{\sqrt{n}}{\rho_n} \right), \mathcal{P}(\mathbb{R}), d_{m,\infty,M_n} \right) \\ &\lesssim_{\mathcal{H}} (\log n)^2 \max \left(1, \frac{M_n}{\sqrt{\log(n)}} \right) \\ &\lesssim_{\mathcal{H}} (\log n)^{3/2} M_n \\ \log N(\omega, \mathcal{P}(\mathbb{R}), d_{s,\infty,M_n}) &\lesssim_{\mathcal{H}} (\log n)^2 \max \left(1, \frac{M_n}{\sqrt{\log(n)}} \right) \\ &\lesssim_{\mathcal{H}} (\log n)^{3/2} M_n \quad (\delta = \rho_n/\sqrt{n}) \end{aligned}$$

Note that this choice is such that $\omega \lesssim_{\mathcal{H}} \frac{1}{\sqrt{n}} (\log n)^{3/2} M_n$ and $(1+u) \lesssim_{\mathcal{H}} (\log n)^{3/4} M_n^{1/2} + \sqrt{\log n} \lesssim_{\mathcal{H}} (\log n)^{3/4} M_n^{1/2}$.

Returning to (SM6.41), since $V_{n,j}(\eta)$ is the only random expression in (SM6.41), this shows that

$$\mathbb{P} \left\{ \bar{U}_{2k} \gtrsim_{\mathcal{H}} \Delta_n e^{-C_{\mathcal{H}} M_n^\alpha} \log n + \frac{M_n^{3/2} (\log n)^{5/4}}{\sqrt{n}} \Delta_n + \frac{M_n \sqrt{\log n}}{\sqrt{n}} \Delta_n^{1-\frac{1}{2p}} \right\} \leq \frac{2}{n}.$$

Here, note that the term $\omega \Delta_n$ is dominated by $\frac{M_n^{3/2} (\log n)^{5/4}}{\sqrt{n}} \Delta_n$ since $M_n \gtrsim_{\mathcal{H}} \sqrt{\log n}$. This concludes the proof. \square

SM6.6 Bounding U_{3m}, U_{3s} .

Lemma SM6.4. Under **Assumptions 2 to 4** and **SM6.1**, for $k \in \{m, s\}$,

$$\mathbb{P} \left[\|\hat{\eta} - \eta_0\|_\infty \leq \Delta_n, \bar{Z}_n \leq M_n, |U_{3k}| \gtrsim_{\mathcal{H}} \Delta_n \left\{ e^{-C_{\mathcal{H}} M_n^\alpha} + \frac{M_n^2}{\sqrt{n}} \left(\Delta_n^{-1/(2p)} + \sqrt{\log n} \right) \right\} \right] \leq \frac{2}{n}.$$

Proof. The proof structure follows that of [Lemma SM6.3](#). Recall that

$$\begin{aligned}
U_{3k} &= \frac{1}{n} \sum_{i=1}^n D_{k,i}(Z_i, G_0, \eta_0, 0) \Delta_{ki} \\
&= \frac{1}{n} \sum_{i=1}^n \underbrace{\{D_{k,i,M_n}(Z_i, G_0, \eta_0, 0) - \bar{D}_{k,i,M_n}(Z_i, G_0, \eta_0, 0)\} \Delta_{ki} + \bar{D}_{k,i,M_n}(G_0, \eta_0, 0) \Delta_{ki}}_{V_n(\eta)} \\
&\quad \text{(on the event } \bar{Z}_n \leq M_n)
\end{aligned}$$

Now, observe that, by Cauchy–Schwarz,

$$|\bar{D}_{k,i,M_n}(G_0, \eta_0, 0)| \lesssim_{\mathcal{H}} \int_{|z| \leq M_n} T_k(z, \eta_0, G_0) f_{G_0, \nu_i}(z) dz \leq P(Z_i > M_n)^{1/2} (\mathbb{E}[T_k^2(Z_i, \eta_0, G_0)])^{1/2}$$

where $T_m = \frac{|f'_{G_0, \nu_i}(z)|}{f_{G_0, \nu_i}(z)}$ and $T_s = \frac{|Q_i(z), \eta_0, G_0|}{f_{G_0, \nu_i}(z)}$. Note that since both T_k take the form of $|\mathbb{E}_{G_0}[f(Z, \tau) | Z]|$, we can use Jensen's inequality to bound $\mathbb{E}[T_k^2] \leq \mathbb{E}[f^2(Z, \tau)] \lesssim_{\mathcal{H}} 1$. Hence,

$$|\bar{D}_{k,i,M_n}(G_0, \eta_0, 0)| \lesssim_{\mathcal{H}} e^{-C_{\mathcal{H}} M_n^{\alpha}}. \quad \text{(Lemma SM6.12)}$$

We likewise analyze $V_n(\eta)$. Note that

$$|V_n(\eta_1) - V_n(\eta_2)| \leq \|\eta_1 - \eta_2\|_{\infty} \frac{1}{n} \sum_{i=1}^n |D_{k,i,M_n}(Z_i, G_0, \eta_0, 0) - \bar{D}_{k,i,M_n}(Z_i, G_0, \eta_0, 0)|.$$

By [Lemma SM6.14](#), since D_{k,i,M_n} is a posterior moment under G_0 truncated to $|z| \leq M_n$,

$$|D_{k,i,M_n}(Z_i, G_0, \eta_0, 0) - \bar{D}_{k,i,M_n}(Z_i, G_0, \eta_0, 0)| \lesssim_{\mathcal{H}} M_n^2.$$

As a result,

$$\left\| \frac{1}{n} \sum_{i=1}^n |D_{k,i,M_n}(Z_i, G_0, \eta_0, 0) - \bar{D}_{k,i,M_n}(Z_i, G_0, \eta_0, 0)| \right\|_{\psi_2} \lesssim_{\mathcal{H}} \frac{M_n^2}{\sqrt{n}}$$

and thus $\|V_n(\eta_1) - V_n(\eta_2)\|_{\psi_2} \lesssim_{\mathcal{H}} \frac{M_n^2}{\sqrt{n}} \|\eta_1 - \eta_2\|_{\infty}$ has subgaussian increments. For a fixed η , $|V_n(\eta)| \lesssim_{\mathcal{H}} \Delta_n M_n^2 / \sqrt{n}$.

By the same chaining argument as in the proof of [Lemma SM6.3](#), recalling S in [\(SM6.40\)](#),

$$\sup_{\eta \in S} |V_n(\eta)| \lesssim_{\mathcal{H}} \frac{M_n^2}{\sqrt{n}} \left[\sqrt{\log n} \Delta_n + \Delta_n^{1 - \frac{1}{2p}} \right]$$

with probability at least $1 - 2/n$. Here we choose $u = \sqrt{\log n}$ since we do not have to project G_0 to some covering. Thus, we can let

$$\bar{U}_{3k} = C_{\mathcal{H}} \left(\sup_{\eta \in S} |V_n(\eta)| + \Delta_n e^{-C_{\mathcal{H}} M_n^{\alpha}} \right).$$

Bounding \bar{U}_{3k} using the bound for $\sup_{\eta \in S} |V_n(\eta)|$ concludes the proof. \square

SM6.7 Bounding R_1, R_2 .

Lemma SM6.5. Recall R_{1i} from [\(SM6.15\)](#). Then, under [Assumptions 1 to 4](#) and [SM6.1](#), if $\|\hat{\eta} - \eta_0\|_{\infty} \leq \Delta_n$ and $\bar{Z}_n \leq M_n$, then $R_{1i} \lesssim_{\mathcal{H}} \Delta_n^2 M_n^2 \log n$.

Proof. Observe that $R_{1i} \lesssim_{\sigma_\ell, \sigma_u, s_{0\ell}, s_{0u}} \max(\Delta_{mi}^2, \Delta_{si}^2) \cdot \|H_i(\tilde{\eta}_i, \hat{G}_n)\|_\infty$, where $\|\cdot\|_\infty$ takes the largest element from a matrix by magnitude. By assumption, the first term is bounded by Δ_n^2 . By [Lemma SM6.11](#), the second derivatives are bounded by $M_n^2 \log n$. Hence $\|H_i(\tilde{\eta}_i, \hat{G}_n)\|_\infty \lesssim_{\mathcal{H}} M_n^2 \log n$. This concludes the proof. \square

Lemma SM6.6. Under [Assumptions 2 to 4](#) and [SM6.1](#), then

$$\mathbb{P}(\|\hat{\eta} - \eta_0\|_\infty \leq \Delta_n, \bar{Z}_n \leq M_n, |R_2| \gtrsim_{\mathcal{H}} \Delta_n^2) \leq \frac{1}{n}.$$

Proof. Recall that $\mathbb{1}(A_n) = \mathbb{1}(\|\hat{\eta} - \eta_0\|_\infty \leq \Delta_n, \bar{Z}_n \leq M_n)$. Note that

$$\mathbb{1}(A_n)|R_2| \lesssim_{\mathcal{H}} \Delta_n^2 \frac{1}{n} \sum_{i=1}^n \mathbb{1}(A_n) \|H_i\|_\infty.$$

by $(1, \infty)$ -Hölder inequality. Moreover, note that the second derivatives(([SM6.11](#)), ([SM6.9](#)), ([SM6.11](#))) that occur in entries of H_i are functions of posterior moments under G_0 , evaluated at $Z_i = \hat{Z}_i(\hat{\eta}_i)$. By [Lemma SM6.14](#), under G_0 , these posterior moments are bounded above by corresponding moments of $\hat{Z}_i(\tilde{\eta}_i)$. Hence,

$$\mathbb{1}(A_n) \|H_i\|_\infty \lesssim_{\mathcal{H}} \mathbb{1}(A_n) (\hat{Z}_i(\tilde{\eta}_i) \vee 1)^4 \lesssim_{\mathcal{H}} (Z_i \vee 1)^4. \quad (\text{SM6.42})$$

Hence, $\mathbb{1}(A_n)|R_2| \lesssim_{\mathcal{H}} \Delta_n^2 \frac{1}{n} \sum_{i=1}^n (Z_i \vee 1)^4$. Chebyshev's inequality implies that there exists some choice $C_{\mathcal{H}}$ such that

$$\mathbb{P}\left[\frac{1}{n} \sum_{i=1}^n (Z_i \vee 1)^4 \geq C_{\mathcal{H}}\right] \leq \frac{1}{n},$$

since $\text{Var}(\frac{1}{n} \sum_{i=1}^n (Z_i \vee 1)^4) \lesssim_{\mathcal{H}} \frac{1}{n}$. Hence, $\mathbb{P}(\|\hat{\eta} - \eta_0\|_\infty \leq \Delta_n, \bar{Z}_n \leq M_n, |R_2| \gtrsim_{\mathcal{H}} \Delta_n^2) \leq \frac{1}{n}$. \square

SM6.8 Complexity of $\mathcal{P}(\mathbb{R})$ under moment-based distance. The following is a minor generalization of Lemma 4 and Theorem 7 in Jiang (2020). In particular, Jiang (2020)'s Lemma 4 reduces to the case $q = 0$ below, and Jiang (2020)'s Theorem 7 relies on the results below for $q = 0, 1$. The proof largely follows the proofs of these two results of Jiang (2020).

We first state the following fact readily verified by differentiation.

Lemma SM6.7. For all integer $m \geq 0$:

$$\sup_{t \in \mathbb{R}} |t^m \varphi(t)| = m^{m/2} \varphi(\sqrt{m}).$$

As a corollary, there exists absolute $C_m > 0$ such that $t \mapsto t^m \varphi(t)$ is C_m -Lipschitz.

Proposition SM6.1. Fix some $q \in \mathbb{N} \cup \{0\}$ and $M > 1$. Consider the pseudometric

$$d_{\infty, M}^{(q)}(G_1, G_2) = \max_{i \in [n]} \max_{0 \leq v \leq q} \sup_{|x| \leq M} \underbrace{\left| \int \frac{(u-x)^v}{\nu_i^v} \varphi\left(\frac{x-u}{\nu_i}\right) (G_1 - G_2)(du) \right|}_{d_{q, i, m}(G_1, G_2)}.$$

Let ν_ℓ, ν_u be the lower and upper bounds of ν_i . Then, for all $0 < \delta < \exp(-q/2) \wedge e^{-1}$,

$$\log N(\delta \log^{q/2}(1/\delta), \mathcal{P}(\mathbb{R}), d_{\infty, M}^{(q)}) \lesssim_{q, \nu_u, \nu_\ell} \log^2(1/\delta) \max\left(\frac{M}{\sqrt{\log(1/\delta)}}, 1\right).$$

Proof. The proof strategy is as follows. First, we discretize $[-M, M]$ into a union of small intervals I_j . Fix G . There exists a finitely supported distribution G_m that matches moments of G on every I_j . It turns out that such a G_m is close to G in terms of $d_{\infty, M}^{(q)}$. Next, we discipline G_m by approximating G_m with $G_{m, \omega}$, a finitely supported distribution supported on the fixed grid $\{k\omega : k \in \mathbb{Z}\} \cap [-M, M]$. This shows that there exists a $G_{m, \omega}$ with finite support on a grid that approximates G in $d_{\infty, M}^{(q)}$. Finally, the set of all $G_{m, \omega}$'s may be approximated by a finite set of distributions, and we count the size of this finite set.

SM6.8.1 Approximating G with G_m . First, let us fix some $\omega < \varphi(\sqrt{q}) \wedge \varphi(1)$ to be chosen. Let $a = \frac{\nu_u}{\nu_\ell} \varphi_+(\omega) \geq 1$. Let $I_j = [-M + (j-2)a\nu_\ell, -M + (j-1)a\nu_\ell]$ be such that

$$I \equiv [-M - a\nu_\ell, +M + a\nu_\ell] \subset \bigcup_{j=1}^{j^*} I_j$$

where I_j is a width $a\nu_\ell$ interval. Let $j^* = \lceil \frac{2M}{a\nu_\ell} + 2 \rceil$ be the number of such intervals.

For some k^* to be chosen, there exists by Carathéodory's theorem a distribution G_m with support on I and no more than

$$m = (2k^* + q + 1)j^* + 1$$

support points such that the moments up to $2k^* + q$ match

$$\int_{I_j} u^k dG(u) = \int_{I_j} u^k dG_m(u) \text{ for all } k = 0, \dots, 2k^* + q \text{ and } j = 1, \dots, j^*.$$

Then, by analyzing $x \in I_j \cap [-M, M]$, we have that

$$d_{q, i, M}(G, G_m) \leq \max_{0 \leq v \leq q} \max_{j=1, \dots, j^*} \sup_{x \in I_j \cap [-M, M]} \left[\left| \int_{(I_{j-1} \cup I_j \cup I_{j+1})^c} \left(\frac{u-x}{\nu_i} \right)^v \varphi \left(\frac{x-u}{\nu_i} \right) (G(du) - G_m(du)) \right| \right] \quad (\text{SM6.43})$$

$$+ \left| \int_{I_{j-1} \cup I_j \cup I_{j+1}} \left(\frac{u-x}{\nu_i} \right)^v \varphi \left(\frac{x-u}{\nu_i} \right) (G(du) - G_m(du)) \right| \quad (\text{SM6.44})$$

Note that $t \mapsto |t|^v \varphi(t)$ is a decreasing function in $|t|$, as long as $|t| > \sqrt{v}$. Note that over $u \notin I_{j-1} \cup I_j \cup I_{j+1}$ and $x \in I_j$, $\frac{|u-x|}{\nu_i} \geq a\nu_\ell/\nu_u = \varphi_+(\omega) \geq \sqrt{q} \geq \sqrt{v}$. Hence,

$$\left| \left(\frac{u-x}{\nu_i} \right)^v \varphi \left(\frac{x-u}{\nu_i} \right) \right| \leq \varphi_+(\omega)^q \omega \implies (\text{SM6.43}) \leq 2\varphi_+(\omega)^q \omega.$$

For (SM6.44), note that by the Taylor series for e^x ,

$$\varphi(t) = \sum_{k=0}^{\infty} \frac{(-t^2/2)^k}{\sqrt{2\pi}k!} = \sum_{k=0}^{k^*} \frac{(-t^2/2)^k}{\sqrt{2\pi}k!} + R(t).$$

Thus the second term (SM6.44) can be bounded by the maximum-over- v of the absolute value of

$$\sum_{k=0}^{k^*} \int \frac{\left(\frac{x-u}{\nu_i} \right)^{v+2k} (-1/2)^k}{\sqrt{2\pi}k!} [G(du) - G_m(du)] + \int R \left(\frac{x-u}{\nu_i} \right) \left(\frac{x-u}{\nu_i} \right)^v [G(du) - G_m(du)]$$

The first term in the line above is zero since the moments match up to $2k^* + q$. Therefore,

$$(SM6.44) \leq \max_{0 \leq v \leq q} \left| \int_{I_{j-1} \cup I_j \cup I_{j+1}} \left(\frac{u-x}{\nu_i} \right)^v R \left(\frac{x-u}{\nu_i} \right) (G(du) - G_m(du)) \right|. \quad (SM6.45)$$

For $x \in I_j$, in (SM6.44), $|(x-u)/\nu_i| \leq 2a\nu_\ell/\nu_i \leq 2a$. On $[-2a, 2a]$, if we choose $k^* > (2a)^2/2$, then $R(t)$ is an infinite series with alternating signs and decreasing entries. Thus, $R(t)$ is bounded by the first term of truncation

$$|R(t)| \leq \frac{(t^2/2)^{k^*+1}}{\sqrt{2\pi}(k^*+1)!} \quad |t| \leq 2a.$$

Hence the integral (SM6.45) is upper bounded by

$$\begin{aligned} (SM6.44) &\leq 2 \cdot (2a)^q \cdot \frac{((2a)^2/2)^{k^*+1}}{\sqrt{2\pi}(k^*+1)!} && ((2a)^v \leq (2a)^q) \\ &\leq \frac{2(2a)^q}{(2\pi)\sqrt{k^*+1}} \left(\frac{2a^2}{k^*+1} e \right)^{k^*+1} && (\text{Stirling's formula } (k^*+1)! \geq \sqrt{2\pi(k^*+1)} \left(\frac{k^*+1}{e} \right)^{k^*+1}) \\ &\leq \frac{(2a)^q}{\pi\sqrt{k^*+1}} \left(\frac{e}{3} \right)^{k^*+1} && (\text{Choosing } k^*+1 \geq 6a^2 \geq 6) \\ &\leq \frac{(2a)^q}{\pi\sqrt{k^*+1}} \exp \left(-\frac{1}{2} \frac{k^*+1}{6} \right) && ((e/3)^6 \leq e^{-1/2}) \\ &\leq \frac{(2a)^q}{\sqrt{k^*+1}\sqrt{\pi/2}} \underbrace{\varphi(a\nu_\ell/\nu_u)}_{\varphi(\varphi_+(\omega))} \leq \frac{(2a)^q}{\sqrt{k^*+1}\sqrt{\pi/2}} \omega && (k^*+1 \geq 6a^2 \geq 6(a\nu_\ell/\nu_u)^2) \\ &\leq \frac{2^q}{\sqrt{3\pi}} \left(\frac{\nu_u}{\nu_\ell} \right)^{q-1} \varphi_+^{q-1}(\omega) \omega && (k^*+1 \geq 6a^2) \end{aligned}$$

These bounds (SM6.43) + (SM6.44) since the bounds do not depend on j or x . Therefore,

$$d_{q,i,M}(G, G_m) \leq \left(2 + \frac{2^q}{\sqrt{3\pi}} (\nu_u/\nu_\ell)^{q-1} \right) \cdot \varphi_+^q(\omega) \omega \lesssim_{q,\nu_u,\nu_\ell} \log^{q/2}(1/\omega) \omega.$$

SM6.8.2 Disciplining G_m onto a fixed grid. Now, consider a gridding of G_m via $G_{m,\omega}$. We construct $G_{m,\omega}$ to be the following distribution. For a draw $\xi \sim G_m$, let $\tilde{\xi} = \omega \operatorname{sgn}(\xi) \lfloor |\xi|/\omega \rfloor$. We let $G_{m,\omega}$ be the distribution of $\tilde{\xi}$. $G_{m,\omega}$ has at most $m = (2k^* + q + 1)j^* + 1$ support points since G_m has at most that many, and all its support points are multiples of ω .

Since

$$\int g(x, u) G_{m,\omega}(du) = \int g(x, \omega \operatorname{sgn}(u) \lfloor |u|/\omega \rfloor) G_m(du)$$

we have that

$$\left| \int g(x, u) G_{m,\omega}(du) - \int g(x, u) G_m(du) \right| \leq \int |g(x, \omega \operatorname{sgn}(u) \lfloor |u|/\omega \rfloor) - g(x, u)| G_m(du)$$

In the case of $g(x, u) = ((x-u)/\nu_i)^v \varphi((x-u)/\nu_i)$, this function is Lipschitz by Lemma SM6.7, we thus have that,

$$d_{q,i,M}(G_m, G_{m,\omega}) \leq \int C_q \frac{\omega}{\nu_i} G_m(du) \lesssim_{\nu_\ell, q} \omega.$$

So far, we have shown that there exists a distribution with at most m support points, supported on the lattice points $\{j\omega : j \in \mathbb{Z}, |j\omega| \in I\}$, that approximates G up to

$$\omega^* \equiv C_{q,\nu_u,\nu_\ell} \omega \log^{q/2}(1/\omega)$$

in $d_{\infty,M}^{(q)}(\cdot, \cdot)$.

SM6.8.3 Covering the set of $G_{m,\omega}$. Let Δ^{m-1} be the $(m-1)$ -simplex of probability vectors in m dimensions. Consider discrete distributions supported on the support points of $G_{m,\omega}$, which can be identified with a subset of Δ^{m-1} . Thus, there are at most $N(\omega, \Delta^{m-1}, \|\cdot\|_1)$ such distributions that form an ω -net in $\|\cdot\|_1$. Now, consider a distribution $G'_{m,\omega}$ where

$$\|G'_{m,\omega} - G_{m,\omega}\|_1 \leq \omega.$$

Since $t^q \varphi(t)$ is bounded, we have that

$$d_{q,i,M}(G'_{m,\omega}, G_{m,\omega}) \leq \omega \max_{0 \leq v \leq q} v^{v/2} \varphi(\sqrt{v}) \lesssim_q \omega$$

by [Lemma SM6.7](#).

There are at most

$$\binom{1 + 2\lfloor (M + a\nu_\ell)/\omega \rfloor}{m}$$

configurations of m support points. Hence there are a collection of at most

$$\binom{1 + 2\lfloor (M + a\nu_\ell)/\omega \rfloor}{m} N(\omega, \Delta^{m-1}, \|\cdot\|_1)$$

distributions \mathcal{G} where for all $G \in \mathcal{P}(\mathbb{R})$,

$$\min_{H \in \mathcal{G}} d_{\infty,M}^{(q)}(G, H) \leq \omega^*.$$

SM6.8.4 Putting things together. We have shown that

$$\begin{aligned} N(\omega^*, \mathcal{P}(\mathbb{R}), d_{\infty,M}^{(q)}) &\leq \binom{1 + 2\lfloor (M + a\nu_\ell)/\omega \rfloor}{m} N(\omega, \Delta^{m-1}, \|\cdot\|_1) \\ &\leq \left(\frac{(\omega + 2)(\omega + 2(M + a\nu_\ell))e}{m} \right)^m \omega^{-2m} (2\pi m)^{-1/2}. \quad ((6.24) \text{ in Jiang (2020)}) \end{aligned}$$

Since $\omega < 1$ and $m \geq 2 \frac{12a^2 + 3 + q}{a\nu_\ell} (M + a\nu_\ell)$ given the choice $k^* + 1 > 6a^2$, the first term is bounded by a constant raised to m^{th} power:

$$\frac{(\omega + 2)(\omega + 2(M + a\nu_\ell))e}{m} \leq \frac{3e}{m} (1 + 2(M + a\nu_\ell)) \lesssim \frac{a\nu_\ell}{12a^2 + 3 + q} \lesssim \nu_\ell.$$

Therefore,

$$\log N(\omega^*, \mathcal{P}(\mathbb{R}), d_{\infty,M}^{(q)}) \lesssim_{\nu_\ell, \nu_u, q} m \cdot |\log(1/\omega)| + m \lesssim_{\nu_\ell, \nu_u, q} m \log(1/\omega).$$

Finally, since $m = (2k^* + q + 1)j^* + 1$, recall that we have required $k^* + 1 \geq 6a^2$, and it suffices to pick $k^* = \lceil 6a^2 \rceil$. Then

$$m \lesssim_{q, \nu_u, \nu_\ell} \log(1/\omega) \max \left(\frac{M}{\sqrt{\log(1/\omega)}}, 1 \right).$$

Hence,

$$\log N(\omega^*, \mathcal{P}(\mathbb{R}), d_{\infty, M}^{(q)}) \lesssim_{q, \nu_u, \nu_\ell} \log(1/\omega)^2 \max\left(\frac{M}{\sqrt{\log(1/\omega)}}, 1\right).$$

Lastly, let K equal the constant in $\omega^* = K \log(1/\omega)^{q/2} \omega$. Note that we can take $K \geq 1$. For some $c > 1$ such that $\log(cK)^{q/2} < c$, we plug in $\omega = \frac{\delta}{cK}$ such that whenever $\delta < cK(\varphi(1) \wedge \varphi(\sqrt{q})) \wedge e^{-q/2}$, the covering number bound holds for

$$\omega^* = \frac{\delta}{c} \log(cK/\delta)^{q/2} \leq \delta \log(1/\delta)^{q/2}.$$

In this case,

$$\begin{aligned} \log N\left(\delta \log(1/\delta)^{q/2}, \mathcal{P}(\mathbb{R}), d_{\infty, M}^{(q)}\right) &\leq \log N\left(\omega^*, \mathcal{P}(\mathbb{R}), d_{\infty, M}^{(q)}\right) \\ &\lesssim_{q, \nu_u, \nu_\ell} \log(1/\omega)^2 \max\left(\frac{M}{\sqrt{\log(1/\omega)}}, 1\right) \\ &\lesssim_{q, \nu_u, \nu_\ell} \log(1/\delta)^2 \max\left(\frac{M}{\sqrt{\log(1/\delta)}}, 1\right) \end{aligned}$$

This bound holds for all sufficiently small δ . Since $\delta \log(1/\delta)^{q/2}$ is increasing over $(0, e^{-q/2} \wedge e^{-1})$ and the right-hand side does not vanish over the interval, we can absorb larger δ 's into the constant. \square

As a consequence, we can control the covering number in terms of $d_{k, \infty, M}$ for $k \in \{m, s\}$.

Proposition SM6.2. Consider $d_{\infty, M}^{(q)}$ in [Proposition SM6.1](#) and $d_{s, \infty, M}$ and $d_{m, \infty, M}$ in [\(SM6.39\)](#) for some $M > 1$. Suppose $d_{\infty, M}^{(2)}(H_1, H_2) \leq \delta$. Then we have

$$\begin{aligned} d_{m, \infty, M}(H_1, H_2) &\lesssim_{\mathcal{H}} \frac{\sqrt{\log(1/\rho_n)}}{\rho_n} \delta. \\ d_{s, \infty, M}(H_1, H_2) &\lesssim_{\mathcal{H}} \frac{M \sqrt{\log(1/\rho_n)} + \log(1/\rho_n)}{\rho_n} \delta. \end{aligned}$$

As a corollary, for all $\delta \in (0, 1/e)$,

$$\begin{aligned} \log N\left(\frac{\delta \log(1/\delta)}{\rho_n} \sqrt{\log(1/\rho_n)}, \mathcal{P}(\mathbb{R}), d_{m, \infty, M}\right) &\lesssim_{\mathcal{H}} \log(1/\delta)^2 \max\left(1, \frac{M}{\sqrt{\log(1/\delta)}}\right) \\ \log N\left(\frac{\delta \log(1/\delta)}{\rho_n} (M \sqrt{\log(1/\rho_n)} + \log(1/\rho_n)), \mathcal{P}(\mathbb{R}), d_{s, \infty, M}\right) &\lesssim_{\mathcal{H}} \log(1/\delta)^2 \max\left(1, \frac{M}{\sqrt{\log(1/\delta)}}\right). \end{aligned}$$

Proof. Fix some $|z| \leq M$. Let $k \in \{m, s\}$. Let $T_{mi} = f'_{G, \nu_i}(z)$ and $T_{si} = Q_i(z, \eta_0, G)$. Observe that

$$\begin{aligned} &|D_{k, i}(z, G_1, \eta_0, \rho_n) - D_{k, i}(z, G_2, \eta_0, \rho_n)| \\ &\lesssim_{\mathcal{H}} \left| \frac{T_{ki}(z, \eta_0, G_1)}{f_{G_1, \nu_i}(z) \vee (\rho_n/\nu_i)} - \frac{T_{ki}(z, \eta_0, G_2)}{f_{G_2, \nu_i}(z) \vee (\rho_n/\nu_i)} \right| \\ &\lesssim_{\mathcal{H}} \left| \frac{T_{ki}(z, \eta_0, G_1)}{f_{G_1, \nu_i}(z) \vee (\rho_n/\nu_i)} - \frac{T_{ki}(z, \eta_0, G_2)}{f_{G_1, \nu_i}(z) \vee (\rho_n/\nu_i)} + \frac{T_{ki}(z, \eta_0, G_2)}{f_{G_1, \nu_i}(z) \vee (\rho_n/\nu_i)} - \frac{T_{ki}(z, \eta_0, G_2)}{f_{G_2, \nu_i}(z) \vee (\rho_n/\nu_i)} \right| \end{aligned}$$

$$\lesssim_{\mathcal{H}} \frac{1}{\rho_n} |T_{ki}(z, \eta_0, G_1) - T_{ki}(z, \eta_0, G_2)| + \frac{|T_{ki}(z, \eta_0, G_2)|}{\rho_n (f_{G_2, \nu_i}(z) \vee (\rho_n / \nu_i))} |f_{G_1, \nu_i}(z) - f_{G_2, \nu_i}(z)|. \\ (|f_1 \vee \rho - f_2 \vee \rho| \leq |f_1 - f_2|)$$

Now, if $d_{\infty, M}^{(2)}(G_1, G_2) \leq \delta$, then

$$|f_{G_1, \nu_i}(z) - f_{G_2, \nu_i}(z)| \leq \delta \\ \frac{|T_{mi}(z, \eta_0, G_2)|}{f_{G_2, \nu_i}(z) \vee (\rho_n / \nu_i)} \lesssim_{\mathcal{H}} \sqrt{\log(1/\rho_n)} \quad (\text{Lemma SM6.8})$$

$$\frac{|T_{si}(z, \eta_0, G_2)|}{f_{G_2, \nu_i}(z) \vee (\rho_n / \nu_i)} \lesssim_{\mathcal{H}} M \sqrt{\log(1/\rho_n)} + \log(1/\rho_n) \quad (\text{Lemma SM6.10})$$

$$|T_{mi}(z, \eta_0, G_1) - T_{mi}(z, \eta_0, G_2)| = \left| \int \frac{u - z}{\nu_i} \varphi \left(\frac{z - u}{\nu_i} \right) (G_1 - G_2)(du) \right| \leq \delta \\ |T_{si}(z, \eta_0, G_1) - T_{si}(z, \eta_0, G_2)| \lesssim_{\mathcal{H}} \left| \int \frac{\overbrace{(z - \tau)\tau}^{-(z - \tau)^2 + z(z - \tau)}}{\nu_i^2} \varphi \left(\frac{z - \tau}{\nu_i} \right) (G_1 - G_2)(du) \right| \lesssim_{\mathcal{H}} M \delta.$$

As a result,

$$|D_{m,i}(z, G_1, \eta_0, \rho_n) - D_{m,i}(z, G_2, \eta_0, \rho_n)| \lesssim_{\mathcal{H}} \frac{1}{\rho_n} \left[\delta \sqrt{\log(1/\rho_n)} \right] \\ |D_{s,i}(z, G_1, \eta_0, \rho_n) - D_{s,i}(z, G_2, \eta_0, \rho_n)| \lesssim_{\mathcal{H}} \frac{\delta}{\rho_n} (M + M \sqrt{\log(1/\rho_n)} + \log(1/\rho_n)) \\ \lesssim_{\mathcal{H}} \frac{\delta}{\rho_n} (M \sqrt{\log(1/\rho_n)} + \log(1/\rho_n)).$$

This proves the first claim.

For each $k \in \{m, s\}$, we can write

$$|D_{k,i}(z, G_1, \eta_0, \rho_n) - D_{k,i}(z, G_2, \eta_0, \rho_n)| \leq C_{\mathcal{H}} r_{kn} \delta.$$

for some r_{kn} and $C_{\mathcal{H}} > 1$. Fix some $\kappa > 0$ and let $\delta = 2C_{\mathcal{H}}\kappa$. Then

$$\delta \log(1/\delta) = 2C_{\mathcal{H}}\kappa \log(1/\kappa) - 2C_{\mathcal{H}}\kappa \log(2C_{\mathcal{H}})$$

For all sufficiently small κ s.t. $\log(1/\kappa) > 2 \log(2C_{\mathcal{H}})$, the above is bounded above by $C_{\mathcal{H}}\kappa \log(1/\kappa)$. This immediately shows that

$$\log N(r_{kn} \delta \log(1/\delta), \mathcal{P}(\mathbb{R}), d_{k, \infty, M}) \leq \log N(r_{kn} C_{\mathcal{H}} \kappa \log(1/\kappa), \mathcal{P}(\mathbb{R}), d_{k, \infty, M}) \\ \leq \log N(\kappa \log(1/\kappa), \mathcal{P}(\mathbb{R}), d_{\infty, M}^{(q)}) \\ \lesssim_{\mathcal{H}} \log(1/\kappa)^2 \max \left(\frac{M}{\sqrt{\log(1/\kappa)}}, 1 \right) \\ \lesssim_{\mathcal{H}} \log(1/\delta)^2 \max \left(\frac{M}{\sqrt{\log(1/\delta)}}, 1 \right).$$

This holds for all sufficiently small δ . Bounds for larger δ can be absorbed into the constant. Plugging in r_{kn} to the left-hand side concludes the result. \square

SM6.9 Auxiliary lemmas.

Lemma OA3.1. Suppose $|\bar{Z}_n| = \max_{i \in [n]} |Z_i| \vee 1 \leq M_n$, $\|\hat{s} - s_0\|_\infty \leq \Delta_n$, and $\|\hat{m} - m_0\|_\infty \leq \Delta_n$. Let \hat{G}_n satisfy [Assumption 1](#) and $\hat{\eta}$ satisfy [Assumption 4](#). Then, under [Assumption SM6.1](#),⁴¹

$$(1) |\hat{Z}_i \vee 1| \lesssim_{\mathcal{H}} M_n$$

(2) There exists $C_{\mathcal{H}}$ such that with $\rho_n = \frac{1}{n^3} \exp(-C_{\mathcal{H}} M_n^2 \Delta_n) \wedge \frac{1}{e\sqrt{2\pi}}$, we have that

$$f_{\hat{G}_n, \nu_i}(Z_i) \geq \frac{\rho_n}{\nu_i}.$$

(3) The choice of ρ_n satisfies $\log(1/\rho_n) \asymp_{\mathcal{H}} \log n$, $\varphi_+(\rho_n) \asymp_{\mathcal{H}} \sqrt{\log n}$, and $\rho_n \lesssim_{\mathcal{H}} n^{-3}$.

Proof. For (1), observe that since \hat{s}, s_0 are bounded away from 0 and ∞ under [Assumption 4](#), $|\hat{Z}_i| \vee 1 \lesssim_{\mathcal{H}} (1 + \Delta_n)M_n + \Delta_n \lesssim (1 + \Delta_n)M_n$. Hence by [Assumption SM6.1](#), $|\hat{Z}_i| \vee 1 \lesssim_{\mathcal{H}} M_n$.

For (2), we note by Theorem 5 in Jiang (2020),

$$f_{\hat{G}_n, \hat{\nu}_i}(\hat{Z}_i) \geq \frac{1}{n^3 \hat{\nu}_i}$$

thanks to the choice κ_n in [Assumption 1](#). That is,

$$\int \varphi\left(\frac{\hat{Z}_i - \tau}{\hat{\nu}_i}\right) \hat{G}_n(d\tau) \geq \frac{1}{n^3}.$$

Now, note that

$$\frac{\hat{Z}_i - \tau}{\hat{\nu}_i} = \frac{Z_i - \tau}{\nu_i} + \frac{m_{0i} - \hat{m}_i}{\sigma_i} + \frac{1}{\sigma_i}(\hat{s}_i - s_{0i})\tau \equiv \frac{Z_i - \tau}{\nu_i} + \xi(\tau) \quad (\text{SM6.46})$$

where $|\xi(\tau)| \lesssim_{\mathcal{H}} \Delta_n M_n$ over the support of τ under \hat{G}_n , under our assumptions.

Then, for all Z_i , since $|Z_i| \leq M_n$ by assumption,

$$\begin{aligned} \varphi\left(\frac{\hat{Z}_i - \tau}{\hat{\nu}_i}\right) &= \varphi\left(\frac{Z_i - \tau}{\nu_i}\right) \exp\left(-\frac{1}{2}\xi^2(\tau) - \xi(\tau)\frac{Z_i - \tau}{\nu_i}\right) \\ &\leq \varphi\left(\frac{Z_i - \tau}{\nu_i}\right) \exp\left(C_{\mathcal{H}}\Delta_n M_n \left|\frac{Z_i - \tau}{\nu_i}\right|\right) \\ &\quad (C_{\mathcal{H}} \text{ is defined by optimizing over } |\xi(\tau)| \lesssim_{\mathcal{H}} \Delta_n M_n) \\ &\leq \varphi\left(\frac{Z_i - \tau}{\nu_i}\right) \exp(C_{\mathcal{H}}\Delta_n M_n^2). \quad \left(\left|\frac{Z_i - \tau}{\nu_i}\right| \lesssim_{\mathcal{H}} M_n\right) \end{aligned}$$

Therefore,

$$\int \varphi\left(\frac{Z_i - \tau}{\nu_i}\right) \hat{G}_n(d\tau) \geq \frac{1}{n^3} e^{-C_{\mathcal{H}}\Delta_n M_n^2}.$$

Dividing by ν_i on both sides finishes the proof of (2). Claim (3) is immediate by calculating $\log(1/\rho_n) = (3 \log n + C_{\mathcal{H}} M_n^2 \Delta_n) \vee \log(e\sqrt{2\pi}) \lesssim_{\mathcal{H}} \log n$ and applying [Assumption SM6.1](#)(1) to obtain that $\Delta_n M_n^2 \lesssim_{\mathcal{H}} 1$. \square

Lemma SM6.8 (Lemma 2, Jiang (2020)). For all $x \in \mathbb{R}$ and all $\rho \in (0, 1/\sqrt{2\pi e})$,

$$\left| \frac{\nu^2 f'_{H,\nu}(x)}{(\rho/\nu) \vee f_{H,\nu}(x)} \right| \leq \nu \varphi_+(\rho).$$

⁴¹This assumption is satisfied with our choices in [\(OA3.4\)](#).

Moreover, for all $x \in \mathbb{R}$ and all $\rho \in (0, e^{-1}/\sqrt{2\pi})$,

$$\left| \left(\frac{\nu^2 f''_{H,\nu}(x)}{f_{H,\nu}(z)} + 1 \right) \left(\frac{\nu f_{H,\nu}(x)}{(\nu f_{G,\nu}(x)) \vee \rho} \right) \right| \leq \varphi_+^2(\rho),$$

where we recall $\varphi_+(\rho) = \sqrt{\log \frac{1}{2\pi\rho^2}}$ from (OA3.3).

Proof. The first claim is immediate from Lemma 2 in Jiang (2020). The second claim follows from parts of the proof, which we reproduce here. Lemma 1 in Jiang (2020) shows that

$$0 \leq \frac{\nu^2 f''_{H,\nu}(x)}{f_{H,\nu}(z)} + 1 \leq \log \frac{1}{2\pi\nu^2 f_{H,\nu}(z)^2} = \varphi_+^2(\nu f_{H,\nu}(z)).$$

We study two cases separately depending on whether the truncation binds:

(1) $\nu f_{H,\nu}(x) \leq \rho < e^{-1}/\sqrt{2\pi}$: Observe that $t \log \frac{1}{2\pi t^2}$ is increasing over $t \in (0, e^{-1}(2\pi)^{-1/2})$. Hence,

$$\left(\frac{\nu^2 f''_{H,\nu}(x)}{f_{H,\nu}(z)} + 1 \right) \nu f_{H,\nu}(x) \leq \nu f_{H,\nu} \log \frac{1}{2\pi\nu^2 f_{H,\nu}(z)^2} \leq \rho \log \frac{1}{2\pi\rho^2} = \rho\varphi_+^2(\rho).$$

Dividing by $(\nu f) \vee \rho = \rho$ confirms the bound for $\nu f < \rho$.

(2) $\nu f_{H,\nu}(x) > \rho$: Since $\log \frac{1}{2\pi t^2}$ is decreasing in t , we have that

$$\left| \left(\frac{\nu^2 f''_{H,\nu}(x)}{f_{H,\nu}(z)} + 1 \right) \left(\frac{\nu f_{H,\nu}(x)}{(\nu f_{G,\nu}(x)) \vee \rho} \right) \right| = \frac{\nu^2 f''_{H,\nu}(x)}{f_{H,\nu}(z)} + 1 \leq \varphi_+^2(\nu f_{H,\nu}) \leq \log \frac{1}{2\pi\rho^2} = \varphi_+^2(\rho). \quad \square$$

Lemma SM6.9 (Zhang (1997), p.186). *Let f be a density and let $\sigma(f)$ be the standard deviation of the corresponding distribution, assumed to be finite. Then, for any $M, t > 0$,*

$$\int_{-\infty}^{\infty} \mathbb{1}(f(z) \leq t) f(z) dz \leq \frac{\sigma(f)^2}{M^2} + 2Mt.$$

In particular, choosing $M = t^{-1/3}\sigma(f)^{2/3}$ gives

$$\int_{-\infty}^{\infty} \mathbb{1}(f(z) \leq t) f(z) dz \leq 3t^{2/3}\sigma^{2/3}.$$

Proof. Since the value of the integral does not change if we shift $f(z)$ to $f(z - c)$, it is without loss of generality to assume that $\mathbb{E}_f[Z] = 0$.

$$\begin{aligned} \int_{-\infty}^{\infty} \mathbb{1}(f(z) \leq t) f(z) dz &\leq \int_{-\infty}^{\infty} \mathbb{1}(f(z) \leq t, |z| < M) f(z) dz + \int_{-\infty}^{\infty} \mathbb{1}(f(z) \leq t, |z| > M) f(z) dz \\ &\leq \int_{-M}^M t dz + \mathbb{P}(|Z| > M) \\ &\leq 2Mt + \frac{\sigma^2(f)}{M^2}. \end{aligned} \quad \text{(Chebyshev's inequality)}$$

□

Lemma SM6.10. Recall that $Q_i(z, \eta, G) = \int (z - \tau) \tau \varphi\left(\frac{z - \tau}{\nu_i(\eta)}\right) \frac{1}{\nu_i(\eta)} G(d\tau)$ in (SM6.5). Then, for any G, z and $\rho_n \in (0, e^{-1}/\sqrt{2\pi})$,

$$\left| \frac{Q_i(z, \eta_0, G)}{f_{G, \nu_i}(z) \vee (\rho_n/\nu_i)} \right| \leq \varphi_+(\rho_n) \nu_i (|z| + \nu_i \varphi_+(\rho_n)). \quad (\text{SM6.47})$$

Under the choice (OA3.5) and on the event $\bar{Z}_n \leq M_n$ such that **Assumption SM6.1** holds,

$$\left| \frac{Q_i(z, \eta_0, G)}{f_{G, \nu_i}(z) \vee (\rho_n/\nu_i)} \right| \lesssim_{\mathcal{H}} M_n \sqrt{\log n}.$$

Proof. We can write

$$Q_i(z, \eta_0, G) = f_{G, \nu_i}(z) \left\{ z \mathbf{E}_{G, \nu_i}[(z - \tau) \mid z] - \mathbf{E}_{G, \nu_i}[(z - \tau)^2 \mid z] \right\}.$$

From **Lemma SM6.8**,

$$\left| \frac{f_{G, \nu_i}(z)}{f_{G, \nu_i}(z) \vee (\rho_n/\nu_i)} \mathbf{E}_{G, \nu_i}[(z - \tau) \mid z] \right| \leq \nu_i \varphi_+(\rho_n)$$

and

$$\frac{f_{G, \nu_i}(z)}{f_{G, \nu_i}(z) \vee (\rho_n/\nu_i)} \mathbf{E}_{G, \nu_i}[(z - \tau)^2 \mid z] = \nu_i^2 \left(\frac{\nu_i^2 f_{i, G}''}{f_{i, G}} + 1 \right) \frac{f_{G, \nu_i}(z)}{f_{G, \nu_i}(z) \vee (\rho_n/\nu_i)} \leq \nu_i^2 \varphi_+^2(\rho_n).$$

Therefore,

$$\left| \frac{Q_i(z, \eta_0, G)}{f_{G, \nu_i}(z) \vee (\rho_n/\nu_i)} \right| \leq \varphi_+(\rho_n) \nu_i (|z| + \nu_i \varphi_+(\rho_n)). \quad \square$$

Lemma SM6.11. Under the assumptions in **Lemma OA3.1** and **Assumption 4**, suppose $\tilde{\eta}_i$ lies on the line segment between η_0 and $\hat{\eta}_i$ and define $\tilde{\nu}_i, \tilde{m}_i, \tilde{s}_i, \tilde{Z}_i$ accordingly. Then, the second derivatives (SM6.7), (SM6.9), (SM6.11), evaluated at $\tilde{\eta}_i, \hat{G}_n, \tilde{Z}_i$, satisfy

$$|(\text{SM6.7})| \lesssim_{\mathcal{H}} \log n \quad |(\text{SM6.9})| \lesssim_{\mathcal{H}} M_n \log n \quad |(\text{SM6.11})| \lesssim_{\mathcal{H}} M_n^2 \log n.$$

Proof. First, we show that

$$|\log(f_{\hat{G}_n, \tilde{\nu}_i}(\tilde{Z}_i) \tilde{\nu}_i)| \lesssim_{\mathcal{H}} \log n. \quad (\text{SM6.48})$$

Observe that we can write $\hat{Z}_i = \frac{\tilde{s}_i \tilde{Z}_i + \tilde{m}_i - \hat{m}_i}{\hat{s}_i}$ where $\|\tilde{s} - \hat{s}\|_{\infty} \leq \Delta_n$ and $\|\tilde{m} - \hat{m}\|_{\infty} \leq \Delta_n$. This shows that $|\tilde{Z}_i| \lesssim_{\mathcal{H}} M_n$ under the assumptions since $\hat{s} > s_{\ell}$. Having verified that $|\tilde{Z}_i| \lesssim_{\mathcal{H}} M_n$, note that by the same argument in (SM6.46) in **Lemma OA3.1**, we have that, since both \bar{Z}_n is bounded under our assumptions and τ is bounded under \hat{G}_n ,

$$\varphi\left(\frac{\hat{Z}_i - \tau}{\hat{\nu}_i}\right) \leq \varphi\left(\frac{\tilde{Z}_i - \tau}{\tilde{\nu}_i}\right) e^{C_{\mathcal{H}} \Delta_n M_n^2} \implies \tilde{\nu}_i f_{\hat{G}_n, \tilde{\nu}_i}(\tilde{Z}_i) \geq \frac{1}{n^3} e^{-C_{\mathcal{H}} \Delta_n M_n^2}.$$

This shows (SM6.48).

Now, observe that

$$\begin{aligned} \mathbf{E}_{\hat{G}_n, \tilde{\nu}}[(\tau - Z)^2 \mid \tilde{Z}_i] &\lesssim_{\mathcal{H}} \log \left(\frac{1}{\tilde{\nu}_i f_{\hat{G}_n, \tilde{\nu}_i}(\tilde{Z}_i)} \right) \lesssim_{\mathcal{H}} \log n \\ \mathbf{E}_{\hat{G}_n, \tilde{\nu}}[|\tau - Z| \mid \tilde{Z}_i] &\lesssim_{\mathcal{H}} \sqrt{\log \left(\frac{1}{\tilde{\nu}_i f_{\hat{G}_n, \tilde{\nu}_i}(\tilde{Z}_i)} \right)} \lesssim_{\mathcal{H}} \sqrt{\log n} \end{aligned}$$

by Lemma SM6.8, since we can choose $\rho = \tilde{\nu}_i f_{\hat{G}_n, \tilde{\nu}_i}(\tilde{Z}_i) \wedge \frac{1}{\sqrt{2\pi e}}$. Similarly, by Lemma SM6.10, and plugging in $\rho = \tilde{\nu}_i f_{\hat{G}_n, \tilde{\nu}_i}(\tilde{Z}_i) \wedge \frac{1}{\sqrt{2\pi e}}$,

$$\left| \mathbf{E}_{\hat{G}_n, \tilde{\nu}}[(\tau - Z)Z \mid \tilde{Z}_i] \right| \lesssim_{\mathcal{H}} \sqrt{\log n} |\tilde{Z}_i| + \log n \lesssim_{\mathcal{H}} M_n \sqrt{\log n}.$$

Observe that, since $|\tau| \lesssim_{\mathcal{H}} M_n$ under the support of \hat{G}_n ,

$$\left| \mathbf{E}_{\hat{G}_n, \tilde{\nu}_i}[(\tau - Z)^2 \tau \mid \tilde{Z}_i] \right| \lesssim_{\mathcal{H}} M_n \mathbf{E}_{\hat{G}_n, \tilde{\nu}_i}[(\tau - Z)^2 \mid \tilde{Z}_i] \lesssim_{\mathcal{H}} M_n \log n.$$

Similarly,

$$\mathbf{E}_{\hat{G}_n, \tilde{\nu}_i}[(Z - \tau)^2 \tau^2 \mid \tilde{Z}_i] \lesssim_{\mathcal{H}} M_n^2 \log n \quad \mathbf{E}_{\hat{G}_n, \tilde{\nu}_i}[\tau^2 \mid \tilde{Z}_i] \lesssim_{\mathcal{H}} M_n^2.$$

Plugging these intermediate results into (SM6.7), (SM6.9), (SM6.11) proves the claim. \square

Lemma SM6.12. Suppose Z has simultaneous moment control $\mathbb{E}[|Z|^p]^{1/p} \leq Ap^{1/\alpha}$. Then

$$\mathbb{P}(|Z| > M) \leq \exp(-C_{A,\alpha} M^\alpha).$$

As a corollary, suppose $Z \sim f_{G_0, \nu_i}(\cdot)$ and G_0 obeys Assumption 2, then

$$\mathbb{P}(|Z| > M) \leq \exp(-C_{A_0, \alpha, \nu_u} M^\alpha).$$

Proof. Observe that

$$\mathbb{P}(|Z| > M) = \mathbb{P}(|Z|^p > M^p) \leq \left\{ \frac{Ap^{1/\alpha}}{M} \right\}^p. \quad (\text{Markov's inequality})$$

Choose $p = (M/(eA))^\alpha$ such that

$$\left\{ \frac{Ap^{1/\alpha}}{M} \right\}^p = \exp(-p) = \exp\left(-\left(\frac{1}{eA}\right)^\alpha M^\alpha\right). \quad \square$$

Lemma SM6.13. Let E be some event and assume that

$$\mathbb{P}(E, A > a) \leq p_1 \quad \mathbb{P}(E, B > b) \leq p_2$$

Then $\mathbb{P}(E, A + B > a + b) \leq p_1 + p_2$

Proof. Note that $A + B > a + b$ implies that one of $A > a$ and $B > b$ occurs. Hence

$$\mathbb{P}(E, A + B > a + b) \leq \mathbb{P}(\{E, A > a\} \cup \{E, B > b\}) \leq p_1 + p_2$$

by union bound. \square

Lemma SM6.14. Let $\tau \sim G_0$ where G_0 satisfies Assumption 2. Let $Z \mid \tau \sim \mathcal{N}(\tau, \nu^2)$. Then the posterior moment is bounded by a power of $|z|$:

$$\mathbb{E}[|\tau|^p \mid Z = z] \lesssim_{p, \alpha, A_0} (|z| \vee 1)^p.$$

Proof. Let $M = |z| \vee 2$. We write

$$\mathbb{E}[|\tau|^p \mid Z = z] = \frac{1}{f_{G_0, \nu}(z)} \int |\tau|^p \varphi\left(\frac{z - \tau}{\nu}\right) \frac{1}{\nu} G_0(d\tau).$$

Note that we can decompose based on $|\tau| > 3M$:

$$\begin{aligned} \int |\tau|^p \varphi\left(\frac{z-\tau}{\nu}\right) \frac{1}{\nu} G_0(d\tau) &\leq (3M)^p f_{G_0, \nu}(z) + \int \mathbb{1}(|\tau| > 3M) |\tau|^p \varphi\left(\frac{z-\tau}{\nu}\right) \frac{1}{\nu} G_0(d\tau) \\ &\leq (3M)^p f_{G_0, \nu}(z) + \int_{|\tau| > 3M} |\tau|^p G_0(d\tau) \cdot \frac{1}{\nu} \varphi(|2M|/\nu) \\ &\quad (|z - \tau| \geq 2M \text{ when } |\tau| > 3M) \end{aligned}$$

Also note that, since $|z| \leq M$,

$$\begin{aligned} f_{G_0, \nu}(z) &= \int \varphi\left(\frac{z-\tau}{\nu}\right) \frac{1}{\nu} G_0(d\tau) \geq \int_{-M}^M \varphi\left(\frac{z-\tau}{\nu}\right) \frac{1}{\nu} G_0(d\tau) \geq \frac{1}{\nu} \varphi(|2M|/\nu) G_0([-M, M]) \\ &\quad (|z - \tau| \leq 2M \text{ if } \tau \in [-M, M]) \end{aligned}$$

Hence,

$$\mathbb{E}[|\tau|^p \mid Z = z] \leq (3M)^p + \frac{\int |\tau|^p G_0(d\tau)}{G_0([-M, M])}.$$

Since G_0 is mean zero and variance 1, by Chebyshev's inequality, $G_0([-M, M]) \geq G_0([-2, 2]) \geq 3/4$. Hence $\mathbb{E}[|\tau|^p \mid Z = z] \lesssim_{p, \alpha, A_0} M^p \lesssim_{p, \alpha, A_0} (|z| \vee 1)^p$, since we have bounded p^{th} moments by [Assumption 2](#). \square

Appendix SM7. A large-deviation inequality for the average Hellinger distance

Theorem SM7.1. For some $n \geq 7$, let $\tau_1, \dots, \tau_n \mid (\nu_1^2, \dots, \nu_n^2) \stackrel{\text{i.i.d.}}{\sim} G_0$ where G_0 satisfies [Assumption 2](#). Let $\nu_u = \max_i \nu_i$ and $\nu_\ell = \min_i \nu_i$. Assume $Z_i \mid \tau_i, \nu_i^2 \sim \mathcal{N}(\tau_i, \nu_i^2)$. Fix positive sequences $\gamma_n, \lambda_n \rightarrow 0$ with $\gamma_n, \lambda_n \leq 1$ and constant $\epsilon > 0$. Fix some positive constant C^* . Consider the set of distributions that approximately maximize the likelihood

$$A(\gamma_n, \lambda_n) = \{H \in \mathcal{P}(\mathbb{R}) : \text{Sub}_n(H) \leq C^* (\gamma_n^2 + \bar{h}(f_{H, \cdot}, f_{G_0, \cdot}) \lambda_n)\}.$$

Also consider the set of distributions that are far from G_0 in \bar{h} :

$$B(t, \lambda_n, \epsilon) = \{H \in \mathcal{P}(\mathbb{R}) : \bar{h}(f_{H, \cdot}, f_{G_0, \cdot}) \geq tB\lambda_n^{1-\epsilon}\}$$

with some constant B to be chosen. Assume that for some C_λ ,

$$\lambda_n^2 \geq \left(\frac{C_\lambda}{n} (\log n)^{1+\frac{\alpha+2}{2\alpha}}\right) \vee \gamma_n^2. \quad (\text{SM7.1})$$

Then the probability that $A \cap B$ is nonempty is bounded for $t > 1$: There exists a choice of B that depends only on $\nu_\ell, \nu_u, C^*, C_\lambda$ such that

$$\mathbb{P}[A(\gamma_n, \lambda_n) \cap B(t, \lambda_n, \epsilon) \neq \emptyset] \leq (\log_2(1/\epsilon) + 1)n^{-t^2}. \quad (\text{SM7.2})$$

Corollary OA3.1. Assume [Assumptions 1 to 4](#) hold and suppose Δ_n, M_n take the form [\(OA3.4\)](#). Define the rate function

$$\delta_n = n^{-p/(2p+1)} (\log n)^{\frac{2+\alpha}{2\alpha} + \beta}. \quad (\text{OA3.6})$$

Then, there exists some constant $B_{\mathcal{H}}$, depending solely on $C_{\mathcal{H}}^*$ in [Corollary SM6.1](#), β , and p, ν_ℓ, ν_u such that

$$\mathbb{P}\left[A_n, \bar{h}(f_{\hat{G}_n, \cdot}, f_{G_0, \cdot}) > B_{\mathcal{H}} \delta_n\right] \leq \left(\frac{\log \log n}{\log 2} + 10\right) \frac{1}{n}.$$

Proof. Let $\gamma = \frac{2+\alpha}{2\alpha} + \beta$. We first note that, for ε_n in (SM6.2), the choices

$$\lambda_n = n^{-p/(2p+1)} (\log n)^{\frac{2+\alpha}{2\alpha} + \beta} \wedge 1 = \gamma_n$$

do satisfy (SM7.1). Note that the choices of λ_n, γ_n are such that $\varepsilon_n \leq C_{\mathcal{H}}(\lambda_n \bar{h} + \gamma_n^2)$.

The event $\left\{A_n, \bar{h}(f_{\hat{G}_n, \cdot}, f_{G_0, \cdot}) > t\delta_n\right\}$ is a subset of the union of

$$E_1 = \left\{A_n, \text{Sub}_n(\hat{G}_n) > C_{\mathcal{H}}^* \varepsilon_n\right\} \text{ and } E_2 = \left\{A_n, \text{Sub}_n(\hat{G}_n) \leq C_{\mathcal{H}}^* \varepsilon_n, \bar{h}(f_{\hat{G}_n, \cdot}, f_{G_0, \cdot}) > t n^{-p/(2p+1)} (\log n)^{\gamma}\right\}.$$

Thus $P\left[A_n, \bar{h}(f_{\hat{G}_n, \cdot}, f_{G_0, \cdot}) > t\delta_n\right] \leq P(E_1) + P(E_2)$. Corollary SM6.1 implies that $P(E_1) \leq 9/n$.

Now, note that

$$P(E_2) \leq P\left[A_n, \text{Sub}_n(\hat{G}_n) \leq C_{\mathcal{H}}^* C_{\mathcal{H}}(\lambda_n \bar{h} + \gamma_n^2), \bar{h}(f_{\hat{G}_n, \cdot}, f_{G_0, \cdot}) \geq t\lambda_n\right].$$

Observe that, for $\epsilon = 1/\log(n)$

$$\begin{aligned} t\lambda_n^{1-\epsilon} &= t \left[n^{-\frac{p}{2p+1}(1-\epsilon)} (\log n)^{\gamma(1-\epsilon)} \wedge 1 \right] \\ &= t \left(n^{-\frac{p}{2p+1}} (\log n)^{\gamma} \left[n^{\frac{\epsilon p}{2p+1}} (\log n)^{-\gamma\epsilon} \right] \wedge 1 \right) \\ &= t \left(n^{-\frac{p}{2p+1}} (\log n)^{\gamma} \left[e^{\frac{p}{2p+1}} (\log n)^{-\gamma\epsilon} \right] \wedge 1 \right) \\ &\leq C_{p,\gamma} t \lambda_n \quad \left(e^{\frac{p}{2p+1}} (\log n)^{-\gamma\epsilon} \text{ is bounded by a constant} \right) \end{aligned}$$

Thus, by Theorem SM7.1, for all sufficiently large t ,

$$\begin{aligned} P(E_2) &\leq P\left[\text{Sub}_n(\hat{G}_n) \leq C_{\mathcal{H}}^* C_{\mathcal{H}}(\lambda_n \bar{h}(f_{\hat{G}_n, \cdot}, f_{G_0, \cdot}) + \gamma_n^2), \bar{h}(f_{\hat{G}_n, \cdot}, f_{G_0, \cdot}) \geq \frac{t}{C_{p,\gamma}} \lambda_n^{1-\epsilon}\right] \\ &\leq P\left[A(\gamma_n, \lambda_n) \cap B\left(\frac{t}{BC_{p,\lambda}}, \lambda_n, \epsilon\right) \neq \emptyset\right] \leq (\log_2(\log n) + 1) n^{-t^2/C_{\mathcal{H}}} \end{aligned}$$

We can pick $t = B_{\mathcal{H}}$ sufficiently large such that $n^{-t^2/C_{\mathcal{H}}} \leq 1/n$ and

$$P\left[A_n, \bar{h}(f_{\hat{G}_n, \cdot}, f_{G_0, \cdot}) > t\delta_n\right] \leq P(E_1) + P(E_2) \leq \left(\frac{\log \log n}{\log 2} + 10\right) \frac{1}{n}. \quad \square$$

SM7.1 Proof of Theorem SM7.1.

SM7.1.1 Decompose $B(t, \lambda_n, \epsilon)$. We decompose $B(t, \lambda_n, \epsilon) \subset \bigcup_{k=1}^K B_k(t, \lambda_n)$ where, for some constant $B > 1$ to be chosen,

$$B_k = \left\{H : \bar{h}(f_{H, \cdot}, f_{G_0, \cdot}) \in \left(tB\lambda_n^{1-2^{-k}}, tB\lambda_n^{1-2^{-k+1}}\right]\right\}.$$

The relation $B(t, \lambda_n, \epsilon) \subset \bigcup_k B_k$ holds if we take $K = \lceil |\log_2(1/\epsilon)| \rceil$.

In the remainder, we will bound

$$P(A(\gamma_n, \lambda_n) \cap B_k(t, \lambda_n) \neq \emptyset) \leq n^{-t^2}$$

which becomes the bound (SM7.2) by a union bound. This argument follows the argument for Theorem 7 in Soloff et al. (2024) and Theorem 4 in Jiang (2020). For $k \in [K]$, define $\mu_{n,k} = B\lambda_n^{1-2^{-k+1}}$ such that $B_k = \{H : \bar{h}(f_{H, \cdot}, f_{G_0, \cdot}) \in (t\mu_{n,k+1}, t\mu_{n,k}]\}$. To that end, fix some k .

SM7.1.2 Construct a net for the set of densities f_G . Fix a positive constant M and define the pseudonorm

$$\|G\|_{\infty, M} = \max_{i \in [n]} \sup_{y \in [-M, M]} f_{G, \nu_i}(y).$$

Note that $\|G_1 - G_2\|_{\infty, M} \asymp_{\mathcal{H}} d_{\infty, M}^{(0)}(G_1, G_2)$ defined in **Proposition SM6.1**. Fix $\omega = \frac{1}{n^2} > 0$ and consider an ω -net for $\mathcal{P}(\mathbb{R})$ under $\|\cdot\|_{\infty, M}$. Let $N = N(\omega, \mathcal{P}(\mathbb{R}), \|\cdot\|_{\infty, M})$ and the ω -net consists of the distributions H_1, \dots, H_N . For each $j \in [N]$, let $H_{k,j}$ be a distribution, if it exists, with

$$\|H_{k,j} - H_j\|_{\infty, M} \leq \omega \quad \bar{h}(f_{H_{k,j}, \cdot}, f_{G_0, \cdot}) \geq t\mu_{n,k+1} \quad (\text{SM7.3})$$

and let J_k collect the indices j for which $H_{j,k}$ exists.

SM7.1.3 Project to the net and upper bound the likelihood. Fix a distribution $H \in B_k(t, \lambda_n)$. There exists some member of the covering, H_j , such that $\|H - H_j\|_{\infty, M} \leq \omega$. Moreover, H serves as a witness that $H_{k,j}$ exists, with $\|H - H_{k,j}\|_{\infty, M} \leq 2\omega$.

We can construct an upper bound for $f_{H, \nu_i}(z)$ via

$$f_{H, \nu_i}(z) \leq \begin{cases} f_{H_{k,j}, \nu_i}(z) + 2\omega & |z| \leq M \\ \frac{1}{\sqrt{2\pi\nu_i}} & |z| > M. \end{cases}$$

Define $v(z) = \omega \mathbb{1}(|z| \leq M) + \frac{\omega M^2}{z^2} \mathbb{1}(|z| > M)$. Observe that

$$f_{H, \nu_i}(z) \leq \begin{cases} f_{H_{k,j}, \nu_i}(z) + 2v(z) & |z| \leq M \\ \frac{f_{H_{k,j}, \nu_i}(z) + 2v(z)}{\sqrt{2\pi\nu_i v(z)}} & |z| > M. \end{cases}$$

Hence, the likelihood ratio between H and G_0 is upper bounded:

$$\begin{aligned} \prod_{i=1}^n \frac{f_{H, \nu_i}(Z_i)}{f_{G_0, \nu_i}(Z_i)} &\leq \prod_{i=1}^n \frac{f_{H_{k,j}, \nu_i}(Z_i) + 2v(Z_i)}{f_{G_0, \nu_i}(Z_i)} \prod_{i: |Z_i| > M} \frac{1}{\sqrt{2\pi\nu_i v(Z_i)}} \\ &\leq \left(\max_{j \in J_k} \prod_{i=1}^n \frac{f_{H_{k,j}, \nu_i}(Z_i) + 2v(Z_i)}{f_{G_0, \nu_i}(Z_i)} \right) \prod_{i: |Z_i| > M} \frac{1}{\sqrt{2\pi\nu_i v(Z_i)}} \end{aligned}$$

If $H \in A(t, \gamma_n, \lambda_n)$, then the likelihood ratio is also lower bounded:

$$\begin{aligned} \prod_{i=1}^n \frac{f_{H, \nu_i}(Z_i)}{f_{G_0, \nu_i}(Z_i)} &\geq \exp(-nC^*(\gamma_n^2 + \bar{h}(f_{H, \cdot}, f_{G_0, \cdot})\lambda_n)) \\ &\geq \exp(-ntC^*(t\gamma_n^2 + \bar{h}(f_{H, \cdot}, f_{G_0, \cdot})\lambda_n)) \quad (t > 1) \\ &\geq \exp(-nC^*(t^2\gamma_n^2 + t\bar{h}\lambda_n)) \\ &\geq \exp(-nC^*(t^2\gamma_n^2 + t^2\mu_{n,k}\lambda_n)). \end{aligned}$$

Hence,

$$\begin{aligned} &\mathbb{P}[A(t, \gamma_n, \lambda_n) \cap B_k(t, \lambda_n) \neq \emptyset] \\ &\leq \mathbb{P}\left\{ \left(\max_{j \in J_k} \prod_{i=1}^n \frac{f_{H_{k,j}, \nu_i}(Z_i) + 2v(Z_i)}{f_{G_0, \nu_i}(Z_i)} \right) \prod_{i: |Z_i| > M} \frac{1}{\sqrt{2\pi\nu_i v(Z_i)}} \geq \exp(-nt^2C^*(\gamma_n^2 + \mu_{n,k}\lambda_n)) \right\} \end{aligned}$$

$$\leq \mathbb{P} \left[\max_{j \in J_k} \prod_{i=1}^n \frac{f_{H_{k,j},\nu_i} + 2v(Z_i)}{f_{G_0,\nu_i}(Z_i)} \geq e^{-nt^2 a C^*(\gamma_n^2 + \mu_{n,k} \lambda_n)} \right] \quad (\text{SM7.4})$$

$$+ \mathbb{P} \left[\prod_{i: |Z_i| > M} \frac{1}{\sqrt{2\pi\nu_i}v(Z_i)} \geq e^{nt^2(a-1)C^*(\gamma_n^2 + \mu_{n,k} \lambda_n)} \right] \quad (\text{SM7.5})$$

The second inequality follows from choosing some $a > 1$ and applying union bound.

SM7.1.4 Bounding (SM7.4). We consider bounding the first term (SM7.4) now:

$$\begin{aligned} (\text{SM7.4}) &\leq \sum_{j \in J_k} \mathbb{P} \left[\prod_{i=1}^n \frac{f_{H_{k,j},\nu_i} + 2v(Z_i)}{f_{G_0,\nu_i}(Z_i)} \geq e^{-nat^2 C^*(\gamma_n^2 + \mu_{n,k} \lambda_n)} \right] \quad (\text{Union bound}) \\ &\leq \sum_{j \in J_k} \mathbb{E} \left[\prod_{i=1}^n \sqrt{\frac{f_{H_{k,j},\nu_i}(Z_i) + 2v(Z_i)}{f_{G_0,\nu_i}(Z_i)}} \right] e^{nat^2 C^*(\gamma_n^2 + \mu_{n,k} \lambda_n)/2} \\ &\quad (\text{Take square root of both sides, then apply Markov's inequality}) \\ &= \sum_{j \in J_k} e^{nat^2 C^*(\gamma_n^2 + \mu_{n,k} \lambda_n)/2} \prod_{i=1}^n \mathbb{E} \left[\sqrt{\frac{f_{H_{k,j},\nu_i}(Z_i) + 2v(Z_i)}{f_{G_0,\nu_i}(Z_i)}} \right] \quad (\text{SM7.6}) \end{aligned}$$

where the last step (SM7.6) is by independence over i . Note that

$$\begin{aligned} \mathbb{E} \left[\sqrt{\frac{f_{H_{k,j},\nu_i}(Z_i) + 2v(Z_i)}{f_{G_0,\nu_i}(Z_i)}} \right] &= \int_{-\infty}^{\infty} \sqrt{f_{H_{k,j},\nu_i}(x) + 2v(x)} \sqrt{f_{G_0,\nu_i}(x)} dx \\ &\leq 1 - h^2(f_{H_{k,j},\nu_i}, f_{G_0,\nu_i}) + \int_{-\infty}^{\infty} \underbrace{\sqrt{2v(x)f_{G_0,\nu_i}(x)}}_{\sqrt{2v(x)/f_{G_0,\nu_i} \cdot f_{G_0,\nu_i}}} dx \\ &\quad (\sqrt{a+b} \leq \sqrt{a} + \sqrt{b}) \\ &\leq 1 - h^2(f_{H_{k,j},\nu_i}, f_{G_0,\nu_i}) + \left(2 \int_{-\infty}^{\infty} v(x) dx \right)^{1/2} \quad (\text{Jensen's inequality}) \\ &= 1 - h^2(f_{H_{k,j},\nu_i}, f_{G_0,\nu_i}) + \sqrt{8M\omega} \quad (\text{Direct integration}) \end{aligned}$$

Also note that, for $t_i > 0$, we have

$$\prod_{i=1}^n t_i = \exp \left(\sum_{i=1}^n \log t_i \right) \leq \exp \left(\sum_{i=1}^n (t_i - 1) \right).$$

and thus

$$\prod_{i=1}^n \mathbb{E} \left[\sqrt{\frac{f_{H_{k,j},\nu_i} + 2v(Z_i)}{f_{G_0,\nu_i}(Z_i)}} \right] \leq \exp \left[-n\bar{h}^2(f_{H_{k,j},\cdot}, f_{G_0,\cdot}) + n\sqrt{8M\omega} \right].$$

Thus, we can further bound (SM7.6):

$$\begin{aligned} (\text{SM7.4}) &\leq (\text{SM7.6}) = \sum_{j \in J_k} e^{nat^2 C^*(\gamma_n^2 + \mu_{n,k} \lambda_n)/2} \prod_{i=1}^n \mathbb{E} \left[\sqrt{\frac{f_{H_{k,j},\nu_i} + 2v(Z_i)}{f_{G_0,\nu_i}(Z_i)}} \right] \\ &\leq \sum_{j \in J_k} \exp \left\{ \frac{nat^2 C^*}{2} (\gamma_n^2 + \mu_{n,k} \lambda_n) - n\bar{h}^2(f_{H_{k,j},\cdot}, f_{G_0,\cdot}) + n\sqrt{8M\omega} \right\} \end{aligned}$$

$$\begin{aligned}
&\leq \sum_{j \in J_k} \exp \left\{ \frac{nat^2 C^*}{2} (\gamma_n^2 + \mu_{n,k} \lambda_n) - nt^2 \mu_{n,k+1}^2 + n\sqrt{8M\omega} \right\} \\
&\quad (\bar{h}^2(f_{H_{k,j}, \cdot}, f_{G_0, \cdot}) \geq t\mu_{n,k+1} \text{ by (SM7.3)}) \\
&\leq \exp \left\{ \frac{nat^2 C^*}{2} (\gamma_n^2 + \mu_{n,k} \lambda_n) - nt^2 \mu_{n,k+1}^2 + n\sqrt{8M\omega} + \log N \right\} \quad (|J_k| \leq N) \\
&\leq \exp \left\{ \frac{nat^2 C^*}{2} (\gamma_n^2 + \mu_{n,k} \lambda_n) - nt^2 \mu_{n,k+1}^2 + n\sqrt{8M\omega} + C|\log \omega|^2 \max \left(\frac{M}{\sqrt{|\log \omega|}}, 1 \right) \right\} \\
&\quad \text{(Proposition SM6.1, } q=0) \\
&= \exp \left\{ \frac{nat^2 C^*}{2} (\gamma_n^2 + \mu_{n,k} \lambda_n) - nt^2 \mu_{n,k+1}^2 + \sqrt{8M} + C(\log n)^2 \max \left(\frac{M}{\sqrt{\log n}}, 1 \right) \right\}. \\
&\quad \text{(Recall that } \omega = \frac{1}{n^2})
\end{aligned}$$

SM7.1.5 Bounding (SM7.5). We now consider bounding the second term (SM7.5). By Markov's inequality again (taking $x \mapsto x^{1/(2 \log n)}$ on both sides), we can choose to bound

$$(\text{SM7.5}) \leq \mathbb{E} \left[\prod_{i=1}^n \left(\frac{1}{(2\pi\nu_i^2)^{1/4}} \frac{Z_i}{M\sqrt{\omega}} \right)^{\frac{1}{\log n} \mathbb{1}(|Z_i| > M)} \right] \exp \left(-\frac{n(a-1)t^2 C^* (\gamma_n^2 + \mu_{n,k} \lambda_n)}{2 \log n} \right)$$

instead. Define

$$a_i = \frac{1}{(2\pi\nu_i^2)^{1/4} M\sqrt{\omega}} \leq \frac{C_{\nu_\ell} n}{M} \quad \lambda = \frac{1}{\log n}$$

Apply Lemma SM7.1 to obtain the following. Note that to do so, we require $M \geq \nu_u \sqrt{8 \log n}$ and $p \geq \frac{1}{\log n}$. Then,

$$\begin{aligned}
\log \mathbb{E} \left[\prod_{i=1}^n \left(\frac{1}{(2\pi\nu_i^2)^{1/4}} \frac{Z_i}{M\sqrt{\omega}} \right)^{\frac{1}{\log n} \mathbb{1}(|Z_i| > M)} \right] &= \log \mathbb{E} \left[\prod_i (a_i Z_i)^{\lambda \mathbb{1}(|Z_i| \geq M)} \right] \\
&\lesssim_{\nu_u} \sum_{i=1}^n (a_i M)^\lambda \left(\frac{1}{Mn} + \frac{2^p \mu_p^p(G_0)}{M^p} \right) \quad (\text{Lemma SM7.1}) \\
&\leq \sum_{i=1}^n (C_{\nu_\ell} n)^{\frac{1}{\log n}} \left(\frac{1}{Mn} + \frac{2^p \mu_p^p(G_0)}{M^p} \right) \\
&\lesssim_{\nu_u, \nu_\ell} \frac{1}{M} + n \frac{2^p \mu_p^p(G_0)}{M^p}
\end{aligned}$$

As a result,

$$\log[(\text{SM7.5})] \leq C_{\nu_u, \nu_\ell} \left(\frac{1}{M} + \frac{2^p n \mu_p^p(G_0)}{M^p} \right) - \frac{n(a-1)}{2 \log n} t^2 C^* \left(\gamma_n^2 + B \lambda_n^{2(1-2^{-k})} \right). \quad (\text{SM7.7})$$

To conclude, note that by Assumption 2, $\mu_p^p(G_0) \leq A_0^p p^{p/\alpha}$. Let $M = 2eA_0(c_m \log n)^{1/\alpha}$ and $p = (M/(2eA_0))^{1/\alpha}$ so that

$$2^p \mu_p^p(G_0)/M^p \leq \exp(-c_m \log n)$$

We choose $c_m \geq 2$ sufficiently large such that $M = 2eA_0(c_m \log n)^{1/\alpha} > \nu_u \sqrt{8 \log n} \vee 1$ and $p \geq 1$ for all $n > 2$ to ensure that our application of Lemma SM7.1 is correct. We also choose $a = 1.5$.

Plugging in these choices, we can verify that, via (SM7.1),

$$\begin{aligned}\log[(\text{SM7.5})] &\leq t^2 \left[2C_{\nu_u, \nu_\ell} - \frac{C^* BC_\lambda}{4} (\log n) \right] \\ \log[(\text{SM7.4})] &\leq -t^2 (\log n)^{1+\frac{2+\alpha}{2\alpha}} \left[C_\lambda \left(-\frac{3}{4}C^* - \frac{3}{4}C^*B + B^2 \right) - C \right]\end{aligned}$$

There exists a sufficiently large choice of B such that $\log[(\text{SM7.5})] \leq -t^2 \log n - \log 2$ and $\log[(\text{SM7.4})] \leq -t^2 \log n - \log 2$. Thus, we obtain that $(\text{SM7.4}) + (\text{SM7.5}) \leq n^{-t^2}$. This concludes the proof.

SM7.2 Auxiliary lemmas.

Lemma SM7.1 (Lemma 5, Jiang (2020)). *Suppose $Z_i \mid \tau_i \sim \mathcal{N}(\tau_i, \nu_i^2)$ where $\tau_i \mid \nu_i^2 \sim G_0$ independently across i . Let $0 < \nu_u, \nu_\ell < \infty$ be the upper and lower bounds for ν_i . Then, for all constants $M > 0, \lambda > 0, a_i > 0, p \in \mathbb{N}$ such that $M \geq \nu_u \sqrt{8 \log n}$, $\lambda \in (0, p \wedge 1)$, and $a_1, \dots, a_n > 0$:*

$$\mathbb{E} \left\{ \prod_i |a_i Z_i|^{\lambda \mathbb{1}(|Z_i| \geq M)} \right\} \leq \exp \left\{ \sum_{i=1}^n (a_i M)^\lambda \left(\frac{4\nu_u}{Mn\sqrt{2\pi}} + \left(\frac{2\mu_p(G_0)}{M} \right)^p \right) \right\},$$

where $\mu_p^p(G_0) = \int |\tau|^p G_0(d\tau)$.

Part 4 Additional theoretical results

Appendix SM8. Estimating η_0 by local linear regression

This section details how we estimate $\eta_0 = (m_0(\cdot), s_0(\cdot))$ by local linear regression in [Section 4](#). It also outlines a detailed procedure and verifies that this procedure satisfies the conditions we require for the conditional moment estimation, when the true η_0 belong to a Hölder class of order $p = 2$: $m_0(\sigma), s_0(\sigma) \in C_{A_1}^2([\sigma_\ell, \sigma_u])$.

In our empirical application, we estimate m_0, s_0 by nonparametrically regressing Y_i on $x_i \equiv \log_{10}(\sigma_i)$.⁴² Our procedure takes the following steps, which simply use kernel-based nonparametric regression procedures implemented by Calonico et al. (2019) to estimate m_0 and s_0 and truncate the estimated s_0 below at some data-driven point. Nonparametric regression is frequently applied to visualize data and to estimate causal effects in regression discontinuity settings.

- (E-1) Use the default procedure Calonico et al. (2019) to estimate local linear regression of Y_i on x_i (Epanechnikov kernel, IMSE direct plug-in bandwidth). The resulting estimated conditional mean is $\hat{m}(\cdot)$.
- (E-2) Let $\hat{R}_i^2 = (Y_i - \hat{m}(x_i))^2$. Use the above local linear regression procedure again to estimate the conditional mean of \hat{R}_i^2 on x_i , and let $\hat{v}(x)$ be the estimated conditional mean. Let

$$\tilde{s}^2(\sigma_i) = \hat{v}(x_i) - \sigma_i^2.$$

- (E-3) Since $\hat{v}(x_i)$ is a linear smoother, it can be written as

$$\hat{v}(x) = \sum_{i=1}^n \ell_i(x) \hat{R}_i^2.$$

for some weights $\ell_i(x)$. Let an estimate of the effective sample size be

$$p_n = \frac{1}{n} \sum_{i=1}^n \frac{1}{\sum_{j=1}^n \ell_i^2(x_j)}.$$

- (E-4) Let the estimated conditional variance be

$$\hat{s}^2(\sigma_i) = \tilde{s}^2(\sigma_i) \vee \frac{2}{p_n + 2} \left(\hat{v}(x_i) \vee \min_{j=1, \dots, n} \sigma_j^2 \right)$$

where the additional truncation by $\min_{i=1, \dots, n} \sigma_i^2$ deals with the unlikely scenario that $\hat{v}(x_i)$ is negative. Note that, in theory, the population analogue $v(x_i) = \mathbb{E}[R_i^2 \mid x_i] = s_0^2(\sigma_i) + \sigma_i \geq \sigma_i^2$. See [Remark SM8.1](#) for a heuristic rationale of the above truncation rule.

The rest of the section analyzes the theoretical properties of a similar procedure for analyzing $m_0(\cdot), s_0(\cdot)$ and connects them to the requirements in [Assumption 4](#). The product of the analysis is [Theorem SM8.2](#), which verifies the same regret bound as in [Theorem 1](#), where we estimate m_0, s_0 with the procedure we outline below.

There are a few minor inconveniences of the above procedure that we strengthen below:

⁴²Correspondingly, let $\sigma(x) = 10^x$.

- We would like to control for the fact that the bandwidths \hat{h}_n for the local linear regression is data-driven. However, to establish uniform behavior in \hat{h}_n , we would like to restrict it to satisfy the optimal convergence rate almost surely: For some $C > 0$,

$$C^{-1}n^{-1/5} \leq \hat{h}_n \leq Cn^{-1/5} \text{ almost surely.}$$

- We would like to ensure that the estimated functions \hat{m}, \hat{s} are Hölder continuous almost surely. Since $m_0(x), s_0(x)$ are Hölder continuous,⁴³ we do not significantly incur estimation error if we project to Hölder continuous functions.

We enforce these properties in the below procedure that we analyze. We anticipate the projection steps to be unnecessary in practice and hold with high probability in theory. Precisely, we add the steps (LLR-2), (LLR-4), (LLR-7), and (LLR-11) to the procedure in (E-1)–(E-4). We also make the dependence on the selected bandwidths explicit:

(LLR-1) Fix some kernel $K(\cdot)$. Use the direct plug-in procedure of Calonico et al. (2019) to estimate a bandwidth $\hat{h}_{n,m}$.

(LLR-2) For some $C_h > 1$, project $\hat{h}_{n,m}$ to some interval $[C_h^{-1}n^{-1/5}, C_h n^{-1/5}]$ so as to enforce that it converges at the optimal rate.⁴⁴

$$\hat{h}_{n,m} \leftarrow (\hat{h}_{n,m} \vee C_h^{-1}n^{-1/5}) \wedge C_h n^{-1/5}.$$

(LLR-3) Using $\hat{h}_{n,m}$, estimate m_0 with the local linear regression estimator \hat{m}_{raw} under kernel $K(\cdot)$ and bandwidth $\hat{h}_{n,m}$.

(LLR-4) Project the resulting estimator \hat{m} to the Hölder class $C_{A_3}^2([0, 1])$:

$$\hat{m} \in \arg \min_{m \in C_{A_3}^2([0, 1])} \|m - \hat{m}_{\text{raw}}\|_{\infty}.$$

We obtain \hat{m} through this procedure.

(LLR-5) Form estimated squared residuals $\hat{R}_i^2 = (Y_i - \hat{m}(x_i))^2$.

(LLR-6) Repeat (LLR-1) on data (\hat{R}_i^2, x_i) to obtain a bandwidth $\hat{h}_{n,s}$.

(LLR-7) Repeat (LLR-2) to project $\hat{h}_{n,s}$.

(LLR-8) Using $\hat{h}_{n,s}$, estimate $v(x) = \mathbb{E}[R_i^2 \mid X = x]$ with the local linear regression estimator \hat{v} under kernel $K(\cdot)$.

(LLR-9) Since \hat{v} is a local linear regression estimator, it can be written as a linear smoother $\hat{v}(x) = \sum_{i=1}^n \ell_i(x; \hat{h}_{n,s}) \hat{R}_i^2$.

Let an estimate of the effective sample size be

$$p_n = \frac{1}{n} \sum_{i=1}^n \frac{1}{\sum_{j=1}^n \ell_i^2(x_j, \hat{h}_{n,s})}. \quad (\text{SM8.1})$$

⁴³Since $\log(\cdot)$ is a smooth transformation on strictly positive compact sets, Hölder smoothness conditions for (m_0, s_0) translate to the same conditions on $(\mathbb{E}[Y \mid x], \text{Var}(Y \mid x) - \sigma^2(x))$, with potentially different constants. Moreover, scaling and translating x_i linearly do not affect our technical results. As a result, we assume, without essential loss of generality, $x_i \in [0, 1]$. We abuse and recycle notation to write $m_0(x) = \mathbb{E}[Y_i \mid x_i = x]$, $s_0(x) = \text{Var}(\theta_i \mid x_i = x)$. We also note that $m_0(x), s_0(x) \in C_{A_3}^2([0, 1])$ for some $A_3 \lesssim_{\mathcal{H}} A_1$.

⁴⁴We use the \leftarrow notation to reassign a variable so that we can reduce notation clutter.

(LLR-10) Truncate the estimated conditional standard deviation:

$$\hat{s}_{\text{raw}}(x) = \sqrt{\hat{v}(x) - \sigma^2(x)} \vee \sqrt{\frac{2}{p_n + 2}} \hat{v}(x). \quad (\text{SM8.2})$$

(LLR-11) Finally, project the resulting estimate to the Hölder class as in (LLR-4):

$$\hat{s}(x) \in \arg \min_{\substack{s \in C_{A_3}^2([0,1]) \\ s^2(\cdot) \geq \frac{2}{p_n+2} \min_i \sigma_i^2}} \|s - \hat{s}_{\text{raw}}\|_{\infty}.$$

To ensure we always have a positive estimate of s_0 , we truncate at a particular point (SM8.2). This truncation rule is a heuristic (and improper) application of results from the literature on estimating non-centrality parameters. We digress and discuss the truncation rule in the next remark.

Remark SM8.1 (The truncation rule in (SM8.2)). The truncation rule in (SM8.2) is an ad hoc adjustment without affecting asymptotic performance.⁴⁵ It is based on a literature on the estimation of non-central χ^2 parameters (Kubokawa et al., 1993). Specifically, let $U_i \stackrel{\text{i.i.d.}}{\sim} \mathcal{N}(\lambda_i, 1)$ and let $V = \sum_{i=1}^p U_i^2$ be a noncentral χ^2 random variable with p degrees of freedom and noncentrality parameter $\lambda = \sum_{i=1}^p \lambda_i^2$. The UMVUE for λ is $V - p$, which is dominated by its positive part $(V - p)_+$. Kubokawa et al. (1993) derive a class of estimators of the form $V - \phi(V; p)$ that dominate $(V - p)_+$ in squared error risk. An estimator in this class is $(V - p) \vee \frac{2}{p+2} V$.⁴⁶

This setting is loosely connected to ours. Suppose m_0 is known, and we were using a Nadaraya–Watson estimator with uniform kernel. Then, for a given evaluation point x_0 , we would be averaging nearby R_i^2 's. Each R_i is conditionally Gaussian, $R_i \mid (\theta_i, \sigma_i) \sim \mathcal{N}(\theta_i - m_0(\sigma_i), \sigma_i^2)$ with approximately equal variance $\sigma_i^2 \approx \sigma(x_0)^2$. If there happens to be p_0 R_i^2 's that we are averaging, the Nadaraya–Watson estimator is of the form

$$\hat{v}(x_0) = \frac{\sigma(x_0)^2}{p_0} \sum_{i=1}^p \left(\frac{R_i}{\sigma(x_0)} \right)^2$$

Conditional on σ_i^2, θ_i , the quantity $\sum_{i=1}^p \left(\frac{R_i}{\sigma(x_0)} \right)^2$ is (approximately) noncentral χ^2 with p degrees of freedom and noncentrality parameter

$$\lambda = \sum_{i=1}^{p_0} \left(\frac{\theta_i - m_0(x_i)}{\sigma(x_0)} \right)^2$$

Therefore, correspondingly, applying the truncation rule from Kubokawa et al. (1993), an estimator for the sample variance of θ_i , $\frac{1}{p_0} \sum_{i=1}^{p_0} (\theta_i - m_0(x_i))^2$, is

$$(\hat{v}(x_0) - \sigma^2(x_0)) \vee \frac{2}{p_0 + 2} \hat{v}(x_0).$$

⁴⁵Indeed, since we already assumed that the true conditional variance $s_0(x) > s_\ell$, we can truncate by any vanishing sequence. Given any vanishing sequence, eventually it is lower than s_ℓ , and eventually $|\hat{s} - s_0|$ is small enough for the truncation to not bind. This is, in some sense, silly, since finite sample performance is likely affected if we truncate by, say, $\frac{1}{\log \log n}$, reflected in a large constant in the corresponding rate expression. Our following argument assumes that the truncation of order $O(n^{-4/5})$. Doing so is likely to achieve a smaller constant in the rate expression, despite not mattering asymptotically.

⁴⁶Though, since neither $(V - p)_+$ nor $(V - p) \vee \frac{2}{p+2} V$ is differentiable in V , they are not admissible.

Here, we apply this truncation rule (improperly) to the case where $\hat{v}(x_0)$ is a weighted average of the squared residuals, with potentially negative weights due to higher-order polynomials in the local polynomial regression. To do so, we would need to plug in an analogue of p_0 . We note that when independent random variables V_i have unit variance, the weighted average has variance equal to the squared length of the weights

$$\text{Var} \left(\sum_i \ell_i(x) V_i \right) = \sum_{i=1}^n \ell_i^2(x).$$

Since a simple average has variance equal to $1/n$, we can take $(\sum_{i=1}^n \ell_i^2(x))^{-1}$ to be an effective sample size. Our rule simply takes the average effective sample size over evaluation points in (SM8.1) and use it as a candidate for p . \blacksquare

The goal in this section is to control the following probability as a function of $t > 0$

$$\mathbb{P} \left(\|\hat{\eta} - \eta_0\|_\infty > C_{\mathcal{H}} t n^{-2/5} (\log n)^\beta \right)$$

for some constants $\beta, C_{\mathcal{H}}$ to be chosen. Since we treat x_1, \dots, x_n as fixed (fixed design), we shall do so placing some assumptions on sequences of the design points $x_{1:n}$ as a function of n . These assumptions are mild and satisfied when the design points are equally spaced. They are also satisfied with high probability when the design points are drawn from a well-behaved density $f(\cdot)$.

Before doing so, we introduce some notation on the local linear regression estimator. Note that, by translating and scaling if necessary, it is without essential loss of generality to assume x_i take values in $[0, 1]$. Let h_n denote some (possibly data-driven) choice of bandwidth. Let $u(x) = [1, x]'$ and let $B_{nx} = B_{nx}(h_n) = \frac{1}{nh_n} \sum_{i=1}^n K \left(\frac{x_i - x}{h_n} \right) u \left(\frac{x_i - x}{h_n} \right) u \left(\frac{x_i - x}{h_n} \right)'$. Then, it is easy to see that the local linear regression weights can be written in terms of B_{nx} and $u(\cdot)$:

$$s_n \equiv nh_n \quad \ell_i(x) = \ell_i(x, h_n) \equiv \frac{1}{s_n} u(0)' B_{nx}^{-1} u \left(\frac{x_i - x}{h_n} \right) K \left(\frac{x_i - x}{h_n} \right).$$

We shall maintain the following assumptions on the design points. The following assumptions introduce constants $(C_h, n_0, \lambda_0, a_0, K_0, K(\cdot), c, C, C_K, V_K)$ which we shall take as primitives like those in \mathcal{H} . The symbols $\lesssim, \gtrsim, \asymp$ are relative to these constants, and we will not keep track of exact dependencies through subscripts.

Assumption SM8.1. *For some constant $C_h > 1$, the data-driven bandwidth h_n is almost surely contained in the set $H_n \equiv [C_h^{-1} n^{-1/5} \vee \frac{1}{2n}, C_h n^{-1/5}]$.*

Assumption SM8.1 is automatically satisfied by the projection steps (LLR-2) and (LLR-7).

Assumption SM8.2. *The sequence of design points $(x_i : i = 1, \dots, n)$ satisfy:*

- (1) *There exists a real number $\lambda_0 > 0$ and integer $n_0 > 0$ such that, for all $n \geq n_0$, any $x \in [0, 1]$, and any $\tilde{h} \in [C_h^{-1} n^{-1/5} \vee \frac{1}{2n}, C_h n^{-1/5}]$, the smallest eigenvalue $\lambda_{\min}(B_{nx}(\tilde{h})) \geq \lambda_0$.*
- (2) *There exists a real number $a_0 > 0$ such that for any interval $I \subset [0, 1]$ and all $n \geq 1$,*

$$\frac{1}{n} \sum_{i=1}^n \mathbb{1}(x_i \in I) \leq a_0 \left(\lambda(I) \vee \frac{1}{n} \right)$$

where $\lambda(I)$ is the Lebesgue measure of I .

- (3) The kernel K is supported on $[-1, 1]$ and uniformly bounded by some positive constant K_0 .
(4) There exists $c, C, n_0 > 0$ such that for all $n > n_0$, the choice of p_n in (SM8.1) satisfies $cn^{4/5} \leq p_n(\tilde{h}) \leq Cn^{4/5}$ for all $\tilde{h} \in [C_h^{-1}n^{-1/5} \vee \frac{1}{2n}, C_h n^{-1/5}]$.

Assumption SM8.2(1–3) is nearly the same as Assumption (LP) in Tsybakov (2008). The only difference is that **Assumption SM8.2**(1) requires the lower bound λ_0 to hold uniformly over a range of bandwidth choices, relative to LP-1 in Tsybakov (2008), which requires λ_0 to hold for some deterministic sequence h_n . This is a mild strengthening of LP-1: Note that if x_i are drawn from a Lipschitz-continuous, everywhere-positive density $f(x)$, then for $h \rightarrow 0, nh \rightarrow \infty$,

$$B_{nx}(h) \approx \int K(t)u(t)u(t)'f(x)dt \succeq \int K(t)u(t)u(t)'dt \left(\min_{x \in [0,1]} f(x) \right)$$

where \succ denotes the positive-definite matrix order. Thus the minimum eigenvalue of $B_{nx}(h)$ should be positive irrespective of x and h . See, also, Lemma 1.5 in Tsybakov (2008).

Assumption SM8.2(2)–(3) are the same as (LP-2)–(LP-3) in Tsybakov (2008). (2) expects that the design points are sufficiently spread out, and (3) is satisfied by, say, the Epanechnikov kernel.

Lastly, (4) expects that the average effective sample size is about $s_n = nh_n \asymp n^{-4/5}$. Again, heuristically, if x_i are drawn from a Lipschitz and everywhere-positive density $f(x)$, then

$$\sum_{i=1}^n \ell_i^2(x_j) \approx n \frac{1}{s_n^2} h_n \cdot \int (u(0)' B_{n,x_j}^{-1} u(t) K(t))^2 f(x_j) dt = \frac{1}{s_n} \int (u(0)' B_{n,x_j}^{-1} u(t) K(t))^2 f(x_j) dt.$$

Hence the mean reciprocal p_n is of order s_n . We also remark that **Assumption SM8.2** is satisfied by regular design points $x_i = i/n$.

Assumption SM8.3. The kernel satisfies the following VC subgraph-type conditions. Let

$$\mathcal{F}_k = \left\{ y \mapsto \left(\frac{y-x}{h} \right)^{k-1} K \left(\frac{y-x}{h} \right) : x \in [0, 1], h \in H_n \right\}$$

for $k = 1, 2$. For any finitely supported measure Q ,

$$N(\epsilon, \mathcal{F}_k, L_2(Q)) \leq C_K (1/\epsilon)^{V_K}$$

for C_K, V_K that do not depend on Q .

Assumption SM8.3 is satisfied for a wide range of kernels, e.g. the Epanechnikov kernel. By Lemma 7.22 in Sen (2018), reproduced as **Lemma SM8.2** below, so long as the function $t \mapsto t^{k-1}K(t)$ is bounded (assumed in **Assumption SM8.2**(3)) and of bounded variation (satisfied by any absolutely continuous kernel function), the covering number conditions hold by exploiting the finite VC dimension of subgraphs of these functions.

We now state and prove the main results in this section. The key to these arguments is **Proposition SM8.1** on the bias and variance of local linear regression estimators. **Proposition SM8.1** is uniform in both the evaluation point x and the bandwidth h , as long as the latter converges at the optimal rate.

Theorem SM8.1. Suppose the conditional distribution $\theta_i \mid \sigma_i$ and the design points $\sigma_{1:n}$ satisfy **Assumptions 2, 3, and SM8.2**. Moreover, suppose m_0, s_0 satisfies **Assumption 4**(1) with $p = 2$. Suppose the kernel

$K(\cdot)$ satisfies **Assumption SM8.3**. Let \hat{m}, \hat{s} denote the estimators computed by (LLR-1) through (LLR-11). Then, there exists some $n_0 > 0$ such that

- (1) $\mathbb{P}(\hat{m}, \hat{s} \in C_{A_3}^2([0, 1])) = 1$
- (2) For some C depending only on the parameters in the assumptions, for all $n \geq 7$ and $t > 1$,
$$\mathbb{P}\left(\max(\|\hat{m} - m_0\|_\infty, \|\hat{s} - s_0\|_\infty) \geq Ctn^{-\frac{2}{5}}(\log n)^{1+2/\alpha}\right) \leq \frac{1}{n^{10}t^2}. \quad (\text{SM8.3})$$
- (3) For some $c > 0$ depending only on the parameters in the assumptions, for all $n \geq n_0$,
$$\mathbb{P}\left(\frac{c}{n} \leq \hat{s}\right) = 1.$$

Proof. The first claim is true automatically by the projection to the Hölder space.

The third claim is true for all $n > n_0$ automatically by (LLR-11), since $p_n \geq cn^{4/5}$ and $n^{-4/5} \gtrsim n^{-1}$. For $n \leq n_0$, note that $\sum_i \ell_i(x, h) = \sum_i \ell_i(x, h) \underbrace{u((x_i - x)/h)'u(0)}_1 = \|u(0)\|^2 = 1$ for all h, x . Hence

$$\frac{1}{n} \sum_i \ell_i^2(x, h) \geq \left(\frac{1}{n} \sum_i \ell_i(x, h)\right)^2 \implies \sum_i \ell_i^2(x, h) \geq \frac{1}{n} \implies p_n \leq n$$

regardless of h . As a result, the truncation point for \hat{s}^2 is at least of order $\frac{1}{n}$. This is sufficient for $\hat{s} \geq c/n$.

Now, we show the second claim. Since we assume that m_0, s_0 lies in the Hölder space with $s_0 > s_{0\ell}$, then projection to the Hölder space (and truncation by $2/(2 + p_n) \min_i \sigma_i^2$) worsens performance by at most a factor of two for all sufficiently large n . The projection to the Hölder space ensures that $\|\hat{\eta} - \eta_0\|_\infty$ is bounded a.s. for all n , so that we can remove “for all sufficiently large n ” at the cost of enlarging a constant so as to accommodate the first finitely many values of n . As a result, it suffices to show that

$$\mathbb{P}\left(\max(\|\hat{m}_{\text{raw}} - m_0\|_\infty, \|\hat{s}_{\text{raw}} - s_0\|_\infty) > Ctn^{-2/5}(\log n)^\beta\right) \leq \frac{1}{n^{10}t^2}$$

for some C and $\beta = 1 + 2/\alpha$.

Let $Y_i = m_0(x_i) + \xi_i$ where $\xi_i = \theta_i - m_0(x_i) + (Y_i - \theta_i)$. Note that we have simultaneous moment control for ξ_i :

$$\max_i \mathbb{E}[|\xi_i|^p]^{1/p} \lesssim p^{1/\alpha}$$

where α is the constant in **Assumption 2**. Therefore, we can apply **Proposition SM8.1** to obtain

$$\mathbb{P}\left(\|\hat{m}_{\text{raw}} - m_0\|_\infty > Ctn^{-2/5}(\log n)^{1+1/\alpha}\right) \leq \frac{1}{2n^{10}t^2}$$

for the local linear regression estimator \hat{m}_{raw} .

The same argument to control $\|\hat{s}_{\text{raw}} - s_0\|_\infty$ is more involved. First observe that

$$|\hat{s}_{\text{raw}}^2 - s_0^2| = |\hat{s}_{\text{raw}} - s_0|(\hat{s}_{\text{raw}} + s_0) \geq s_{0\ell}|\hat{s}_{\text{raw}} - s_0|.$$

Also observe that for a positive f_0 ,

$$|\hat{f} \vee g - f_0| \leq |\hat{f} - f_0| \vee |g|.$$

As a result, it suffices to control the upper bound in

$$\begin{aligned}
\|\hat{s}_{\text{raw}} - s_0\|_\infty &\leq \frac{1}{s_{0\ell}} \left(\|\hat{v} - v_0\|_\infty \vee \left(\frac{2}{2 + p_n} \hat{v} \right) \right) & (v_0(x) \equiv \text{Var}(Y_i \mid x_i = x)) \\
&\lesssim \|\hat{v} - v_0\|_\infty \vee \frac{\|\hat{v} - v_0\|_\infty + \|v_0\|_\infty}{2 + n^{4/5}} & (\text{Assumption SM8.2}) \\
&\lesssim \|\hat{v} - v_0\|_\infty & (\text{SM8.4})
\end{aligned}$$

Now, observe that $\hat{R}_i^2 = R_i^2 + (m_0 - \hat{m})^2 - 2(m_0 - \hat{m})\xi_i$. Hence,

$$\begin{aligned}
|\hat{v}(x) - v_0(x)| &\leq \left| \sum_{i=1}^n \ell_i(x, \hat{h}_{n,s}) R_i^2 - v_0(x) \right| + \left\{ \|m_0 - \hat{m}\|_\infty^2 + 2\|m_0 - \hat{m}\|_\infty \left(\max_{i \in [n]} |\xi_i| \right) \right\} \sum_{i=1}^n |\ell_i(x, \hat{h}_{n,s})| \\
&\leq \left| \sum_{i=1}^n \ell_i(x, \hat{h}_{n,s}) R_i^2 - v_0(x) \right| + C \left\{ \|m_0 - \hat{m}\|_\infty^2 + 2\|m_0 - \hat{m}\|_\infty \left(\max_{i \in [n]} |\xi_i| \right) \right\}.
\end{aligned} \tag{SM8.5}$$

By Lemma 1.3 in Tsybakov (2008), the term $\sum_{i=1}^n |\ell_i(x, \hat{h}_{n,s})|$ is bounded uniformly in h and x by a constant. Note that

$$\tilde{\xi}_i \equiv R_i^2 - v_0(x_i)$$

has simultaneous moment control with a different parameter ($\tilde{\alpha} = \alpha/2$):

$$\max_i (\mathbb{E} |\tilde{\xi}_i|^p)^{1/p} \lesssim p^{2/\alpha}.$$

Thus, applying Proposition SM8.1 and taking care to plug in $\tilde{\xi}$, $\tilde{\alpha}$, we can bound the first term in (SM8.5)

$$\mathbb{P} \left(\left\| \sum_{i=1}^n \ell_i(x, \hat{h}_{n,s}) R_i^2 - v_0(x) \right\|_\infty \geq C t n^{-2/5} (\log n)^{1+2/\alpha} \right) \leq \frac{1}{4n^{10} t^2}.$$

Note that by an application of Lemma OA3.7, for any $a, b > 0$, we have that

$$\mathbb{P} \left(\max_i |\xi_i| > C(a, b) t (\log n)^{1/\alpha} \right) < a n^{-b} e^{-t^2}$$

As a result, the second term in (SM8.5) admits

$$\mathbb{P} \left(\|m_0 - \hat{m}\|_\infty^2 + 2\|m_0 - \hat{m}\|_\infty \left(\max_{i \in [n]} |\xi_i| \right) > C t n^{-2/5} (\log n)^{1+2/\alpha} \right) \leq \frac{1}{4n^{10} t^2}$$

Finally, putting these bounds together, we have that

$$\mathbb{P} \left(\|\hat{v} - v_0\|_\infty > C t n^{-2/5} (\log n)^{1+2/\alpha} \right) \leq \frac{1}{2n^{10} t^2},$$

where the same bound (with a different constant) holds for \hat{s}_{raw} by (SM8.4).

Combining the bounds for \hat{m} and \hat{s} , we obtain (SM8.3). This concludes the proof. \square

Theorem SM8.2. Under the assumptions of Theorem SM8.1, let $\hat{\eta} = (\hat{m}, \hat{s})$ denote estimators computed by (LLR-1) through (LLR-11). Then,

$$\mathbb{E} \left[\text{MSERegret}_n(\hat{G}_n, \hat{\eta}) \right] \lesssim n^{-2/5} (\log n)^{1+2/\alpha}.$$

Proof. Recall the event A_n in (A.1) for $\Delta_n = C_1 n^{-2/5} (\log n)^\beta$ and $M_n = C_2 (\log n)^{1/\alpha}$, where C_1, C_2 are to be chosen and $\beta = 1 + 2/\alpha$. Define $\tilde{A}_n = A_n \cap \{s_{0\ell}/2 \leq \hat{s} \leq 2s_{0u}\}$. Decompose

$$\mathbb{E} [\text{MSERegret}_n(\hat{G}_n, \hat{\eta})] = \mathbb{E} [\text{MSERegret}_n(\hat{G}_n, \hat{\eta}) \mathbb{1}(\tilde{A}_n)] + \mathbb{E} [\text{MSERegret}_n(\hat{G}_n, \hat{\eta}) \mathbb{1}(\tilde{A}_n^C)].$$

Note that, for all sufficiently large $n > N$, such that N depends only on C_1, β, s_ℓ, s_u , the event A_n already implies $\{s_{0\ell}/2 \leq \hat{s} \leq 2s_{0u}\}$ and hence $A_n = \tilde{A}_n$. Thus, by [Theorem SM8.1](#), for all sufficiently large n , on the event A_n , statements analogous to [Assumption 4\(2–4\)](#) hold for the estimator $\hat{\eta}$. As a result, we may apply [Theorem A.1](#), *mutatis mutandis*, to obtain that

$$\mathbb{E} [\text{MSERegret}_n(\hat{G}_n, \hat{\eta}) \mathbb{1}(\tilde{A}_n)] \lesssim n^{-4/5} (\log n)^{\frac{2+\alpha}{\alpha} + 3 + 2\beta}$$

for all sufficiently large choices of C_1, C_2 .

To control $\mathbb{E} [\text{MSERegret}_n(\hat{G}_n, \hat{\eta}) \mathbb{1}(\tilde{A}_n^C)]$, we observe that under [Lemma OA3.6](#) and [Theorem SM8.1](#) (1 and 3), we have that almost surely on A_n^C ,

$$\text{MSERegret}_n(\hat{G}_n, \hat{\eta}) \lesssim n^2 \bar{Z}_n^2.$$

Hence, by Cauchy–Schwarz as in [Lemma OA3.2](#),

$$\mathbb{E} [\text{MSERegret}_n(\hat{G}_n, \hat{\eta}) \mathbb{1}(\tilde{A}_n^C)] \lesssim P(\tilde{A}_n^C)^{1/2} n^4 (\log n)^{2/\alpha},$$

where we apply [Lemma OA3.7](#) to bound $\mathbb{E}[\bar{Z}_n^4]$. This bound holds for all $n \geq 7$.

For all sufficiently large $n > N$,

$$P(A_n^C) = P(\tilde{A}_n^C) \leq P(\bar{Z}_n > M_n) + P(\|\hat{\eta} - \eta_0\|_\infty > \Delta_n).$$

Sufficiently large C_1, C_2 can be chosen such that the right-hand side is bounded by n^{-10} . To wit, we can apply [Theorem SM8.1](#) to bound $\|\hat{\eta} - \eta_0\|_\infty$. We can apply [Lemma OA3.7](#) to bound $P(\bar{Z}_n > M_n)$. As a result, we would obtain

$$\mathbb{E} [\text{MSERegret}_n(\hat{G}_n, \hat{\eta}) \mathbb{1}(\tilde{A}_n^C)] \lesssim \frac{1}{n} (\log n)^{2/\alpha}$$

for all sufficiently large n .

Since $\mathbb{E}[\text{MSERegret}_n(\hat{G}_n, \hat{\eta})] \lesssim n^4 (\log n)^{2/\alpha}$ is finite for all n , at the cost of enlarging the implicit constant, we have the result of the theorem holding for all n . \square

SM8.1 Auxiliary lemmas.

Proposition SM8.1. Consider the local linear regression of data $Y_i = f_0(x_i) + \xi_i$ on the design points x_i , for $i = 1, \dots, n$. Suppose f_0 belongs to a Hölder class of order two: $f_0 \in C_L^2([0, 1])$ for some $L > 0$. Suppose that the design points satisfy [Assumption SM8.2](#) and the (possibly data-driven) bandwidths h_n satisfy [Assumption SM8.1](#). Assume the kernel additionally satisfies [Assumption SM8.3](#).

Assume that the residuals ξ_i are mean zero, and there exists a constant $A_\xi > 0, \alpha > 0$ such that

$$\max_{i=1, \dots, n} (\mathbb{E}[|\xi_i|^p])^{1/p} \leq A_\xi p^{1/\alpha}$$

for all $p \geq 2$. Let $\ell_i(x, h)$ be the weights corresponding to local linear regression, and define the bias part $b(x, h_n) = (\sum_{i=1}^n \ell_i(x, h_n) f_0(x_i)) - f_0(x)$ and the stochastic part $v(x, h) = \sum_{i=1}^n \ell_i(x, h) \xi_i$. Recall that H_n is the interval for h_n in [Assumption SM8.1](#). Then:

(1) The bias term is of order $n^{-2/5}$:

$$\sup_{x \in [0,1], h \in H_n} |b(x, h)| \lesssim n^{-2/5}.$$

(2) The variance term admits the following large-deviation inequality: For any $a, b > 0$, there exists a constant $C(a, b)$, which may additionally depend on the constants in the assumptions, such that for all $n > 1$ and $t \geq 1$

$$\mathbb{P} \left(\sup_{x \in [0,1], h \in H_n} |v(x, h)| > C(a, b) \cdot t \cdot (\log n)^{1+1/\alpha} n^{-2/5} \right) \leq a n^{-b} \frac{1}{t^2}.$$

(3) As a result, let $\hat{f}(\cdot) = b(\cdot, h_n) + v(\cdot, h_n) + f_0(\cdot)$, we have that for any $a, b > 0$, there exists a constant $C(a, b)$ such that for all $n > 1$ and $t \geq 1$,

$$\mathbb{P} \left(\|\hat{f} - f_0\|_\infty > C(a, b) t (\log n)^{1+1/\alpha} n^{-2/5} \right) \leq a n^{-b} \frac{1}{t^2}.$$

Proof. Note that (3) follows immediately from (1) and (2) since the bounds in (1) and (2) are uniform over all $h \in H_n$. We now verify (1) and (2).

(1) This claim follows immediately from the bound for $b(x_0)$ in Proposition 1.13 in Tsybakov (2008). The argument in Tsybakov (2008) shows that

$$\sup_{x \in [0,1]} |b(x, h_n)| \leq C h_n^2,$$

which is uniformly bounded by $C n^{-2/5}$ by **Assumption SM8.1**. Hence

$$\sup_{x \in [0,1], h \in H_n} |b(x, h)| \lesssim n^{-2/5}.$$

(2) Let M be a truncation point to be defined. Let

$$\xi_{i,<M} = \xi_i \mathbb{1}(|\xi_i| \leq M) - \mathbb{E}[\xi_i \mathbb{1}(|\xi_i| \leq M)] \quad \xi_{i,>M} = \xi_i \mathbb{1}(|\xi_i| > M) - \mathbb{E}[\xi_i \mathbb{1}(|\xi_i| > M)]$$

be truncated and demeaned variables. Note that

$$\xi_i = \xi_{i,<M} + \xi_{i,>M}.$$

First, let $V_{1n}(x, h_n) = \sum_{i=1}^n \ell_i(x, h_n) \xi_{i,>M}$. Note that by Cauchy–Schwarz, uniformly over x, h_n ,

$$\begin{aligned} V_{1n}^2 &\leq \sum_{i=1}^n \ell_i(x, h_n)^2 \sum_{i=1}^n \xi_{i,>M}^2 \\ &\lesssim \frac{1}{h_n^2} \frac{1}{n} \sum_{i=1}^n \xi_{i,>M}^2 \quad (\text{Lemma 1.3(i) in Tsybakov (2008) shows that } |\ell_i(x, h_n)| \leq \frac{C}{nh_n}) \\ &\lesssim n^{2/5} \frac{1}{n} \sum_{i=1}^n \xi_{i,>M}^2 \end{aligned}$$

Now, for some C related to the implicit constant in the above display,

$$\mathbb{P} \left(\sup_{x \in [0,1], h_n \in H_n} V_{1n}^2(x, h_n) > Ct^2 \right) \leq \mathbb{P} \left(\frac{1}{n} \sum_{i=1}^n \xi_{i,>M}^2 > t^2 n^{-2/5} \right) \leq \frac{\max_i \mathbb{E} \xi_{i,>M}^2}{t^2} n^{2/5}. \quad (\text{Markov's inequality})$$

We note that by Cauchy–Schwarz,

$$\mathbb{E}[\xi_{i,>M}^2] \leq \sqrt{\mathbb{E}[\xi_i^4]} \sqrt{\mathbb{P}(|\xi_i| > M)} \lesssim \sqrt{\mathbb{P}(|\xi_i| > M)} \leq \exp(-cM^\alpha) \quad (\text{Lemma SM6.12})$$

where c depends on A_ξ . Hence, for a potentially different constant C ,

$$\mathbb{P} \left(\sup_{x \in [0,1], h_n \in H_n} |V_{1n}(x, h_n)| > Ct \right) \leq \exp \left(-cM^\alpha - 2 \log t + \frac{2}{5} \log n \right). \quad (\text{SM8.6})$$

Next, consider the process

$$\begin{aligned} V_{2n}(x, h_n) &= \sum_{i=1}^n \ell_i(x, h_n) \xi_{i,<M} \\ &= \frac{1}{nh_n} \sum_{i=1}^n \underbrace{u(0)' B_{nx}^{-1} \begin{bmatrix} 1 \\ 0 \end{bmatrix}}_{A_1(x, h_n)} K \left(\frac{x_i - x}{h_n} \right) \xi_{i,<M} \\ &\quad + \frac{1}{nh_n} \sum_{i=1}^n \underbrace{u(0)' B_{nx}^{-1} \begin{bmatrix} 0 \\ 1 \end{bmatrix}}_{A_2(x, h_n)} K \left(\frac{x_i - x}{h_n} \right) \left(\frac{x_i - x}{h_n} \right) \xi_{i,<M} \\ &\equiv \frac{A_1(x, h_n)}{h_n} \frac{1}{n} \sum_{i=1}^n K \left(\frac{x_i - x}{h_n} \right) \xi_{i,<M} + \frac{A_2(x, h_n)}{h_n} \frac{1}{n} \sum_{i=1}^n K \left(\frac{x_i - x}{h_n} \right) \left(\frac{x_i - x}{h_n} \right) \xi_{i,<M}. \end{aligned}$$

Note that, by [Assumption SM8.2\(1\)](#), uniformly over $x \in [0, 1]$ and $h_n \in H_n$,

$$|A_k(x, h_n)| \leq \|u(0)' B_{nx}^{-1}\| \leq \frac{1}{\lambda_0}.$$

By triangle inequality,

$$\begin{aligned} V_{2n}(x, h_n) &\lesssim \frac{1}{h_n} \left| \frac{1}{n} \sum_{i=1}^n K \left(\frac{x_i - x}{h_n} \right) \xi_{i,<M} \right| + \frac{1}{h_n} \left| \frac{1}{n} \sum_{i=1}^n K \left(\frac{x_i - x}{h_n} \right) \left(\frac{x_i - x}{h_n} \right) \xi_{i,<M} \right| \\ &\equiv \frac{1}{\sqrt{nh_n}} V_{2n,1}(x, h_n) + \frac{1}{\sqrt{nh_n}} V_{2n,2}(x, h_n). \end{aligned}$$

We will aim to control the ψ_2 -norm of the left-hand side. Note that it suffices to control the ψ_2 -norm of both terms on the right-hand side:

$$\left\| \sup_{x \in [0,1], h_n \in H_n} |V_{2n}(x, h_n)| \right\|_{\psi_2} \lesssim \frac{1}{\sqrt{nh_n}} \max_{k=1,2} \left(\left\| \sup_{x \in [0,1], h_n \in H_n} |V_{2n,k}(x, h_n)| \right\|_{\psi_2} \right).$$

The above display follows from replacing the sum with two times the maximum and Lemma 2.2.2 in van der Vaart and Wellner (1996).

We will do so by applying [Lemma SM8.1](#). The analogue of f in [Lemma SM8.1](#) is

$$t \mapsto f(t; x, h) = \left(\frac{t-x}{h} \right)^{k-1} K \left(\frac{t-x}{h} \right)$$

for $V_{2n,k}$, $k = 1, 2$. Naturally, the analogues of \mathcal{F} is

$$\mathcal{F}_k = \{t \mapsto f(t; x, h) : x \in [0, 1], h \in H_n\} \cup \{t \mapsto 0\}.$$

Note that

$$f(t; x, h) \leq \mathbb{1}(|t-x| \leq h) K_0$$

and thus the diameter of \mathcal{F}_k is at most

$$\sup_{A \subset [0,1]: \lambda(A) \leq 4C_h n^{-1/5}} K_0 \sqrt{\frac{1}{n} \sum_{i=1}^n \mathbb{1}(x_i \in A)} \lesssim n^{-1/10}$$

by [Assumption SM8.2\(2\)](#). Therefore, by [Assumption SM8.3](#), we apply [Lemma SM8.1](#) and obtain that for $k = 1, 2$

$$\left\| \sup_{x \in [0,1], h \in H_n} |V_{2n,k}(x, h)| \right\|_{\psi_2} \lesssim M n^{-1/10} \sqrt{\log n}.$$

Finally, this argument shows that

$$\left\| \sup_{x \in [0,1], h \in H_n} |V_{2n}(x, h)| \right\|_{\psi_2} \lesssim \frac{1}{\sqrt{n} h_n n^{1/10}} M \sqrt{\log n} \lesssim n^{-2/5} M \sqrt{\log n}. \quad (\text{SM8.7})$$

Putting things together, we can choose $M = (c_m \log n)^{1/\alpha}$ for sufficiently large c_m so that by [\(SM8.6\)](#),

$$\mathbb{P} \left(\sup_{x \in [0,1], h \in H_n} |V_{1n}(x, h)| > C t n^{-2/5} \right) \leq \frac{a}{2} n^{-b} \frac{1}{t^2},$$

where c_m depends on a, b . The bound [\(SM8.7\)](#) in turns shows that

$$\mathbb{P} \left(\sup_{x \in [0,1], h_n \in H_n} |V_{2n}(x, h_n)| > C(a, b) t (\log n)^{\frac{2+\alpha}{2\alpha}} n^{-2/5} \right) \leq 2e^{-t^2}$$

Taking $t = \sqrt{b \log n + \log(a/4)} s$ gives

$$\mathbb{P} \left(\sup_{x \in [0,1], h_n \in H_n} |V_{2n}(x, h_n)| > C(a, b) s (\log n)^{1+1/\alpha} n^{-2/5} e^{-s^2} \right) \leq \frac{a}{2} n^{-b} e^{-s^2} < \frac{a}{2} n^{-b} \frac{1}{s^2}$$

for all $s > 1$.

Therefore, combining the two bounds,

$$\mathbb{P} \left(\sup_{x \in [0,1], h_n \in H_n} |v(x, h_n)| > C(a, b) t (\log n)^{1+1/\alpha} n^{-2/5} \right) \leq a n^{-b} \frac{1}{t^2}.$$

□

Lemma SM8.1. Suppose ξ_i are bounded by $M \geq 1$ and mean zero. Consider the process

$$V_n(f) = \frac{1}{\sqrt{n}} \sum_{i=1}^n f(x_i) \xi_i$$

over a class of real-valued functions $f \in \mathcal{F}$ and evaluation points $x_1, \dots, x_n \in [0, 1]$. Define the seminorm $\|\cdot\|_n$ relative to x_1, \dots, x_n by

$$\|f\|_n^2 = \frac{1}{n} \sum_{i=1}^n f(x_i)^2.$$

Suppose $0 \in \mathcal{F}$ and \mathcal{F} has polynomial covering numbers:

$$N(\epsilon, \mathcal{F}, \|\cdot\|_n) \leq C(1/\epsilon)^V \quad \epsilon \in [0, 1]$$

where $C, V > 0$ depend solely on \mathcal{F} . Then

$$\left\| \sup_{f \in \mathcal{F}} |V_n(f)| \right\|_{\psi_2} \lesssim M \text{diam}(\mathcal{F}) \sqrt{\log(1/\text{diam}(\mathcal{F}))},$$

where $\text{diam}(\mathcal{F}) = \sup_{f_1, f_2 \in \mathcal{F}} \|f_1 - f_2\|_n$.

Proof. The process $V_n(f)$ has subgaussian increments with respect to $\|\cdot\|_n$:

$$\|V_n(f_1) - V_n(f_2)\|_{\psi_2} \lesssim M \|f_1 - f_2\|_n.$$

Hence, by Dudley's chaining argument (e.g. Corollary 2.2.5 in van der Vaart and Wellner (1996)), for some fixed $f_0 \in \mathcal{F}$,

$$\left\| \sup_f V_n(f) \right\|_{\psi_2} \leq \|V_n(f_0)\|_{\psi_2} + CM \int_0^{\text{diam}(\mathcal{F})} \sqrt{\log N(\delta, \mathcal{F}, \|\cdot\|_n)} d\delta.$$

Note that (i) the metric entropy integral is bounded by $C \text{diam}(\mathcal{F}) \sqrt{\log(1/\text{diam}(\mathcal{F}))}$, and (ii) for a fixed f_0 , $\|V_n(f_0)\|_{\psi_2} \lesssim \|f_0\|_n M \leq \text{diam}(\mathcal{F}) M$ since $0 \in \mathcal{F}$. Therefore,

$$\left\| \sup_f V_n(f) \right\|_{\psi_2} \lesssim M \text{diam}(\mathcal{F}) \sqrt{\log(1/\text{diam}(\mathcal{F}))}.$$

□

Lemma SM8.2 (Lemma 7.22(ii) in Sen (2018)). Let $q(\cdot)$ be a real-valued function of bounded variation on \mathbb{R} . The covering number of $\mathcal{F} = \{x \mapsto q(ax + b) : (a, b) \in \mathbb{R}\}$ satisfies

$$N(\epsilon, \mathcal{F}, L_2(Q)) \leq K_1 \epsilon^{-V_1}$$

for some K_1 and V_1 and for a constant envelope.

Appendix SM9. Auxiliary lemmas for Theorems 2 and 3

Lemma SM9.1. In the proof of Theorem 2, suppose $Y_i \sim \mathcal{N}(m_0(\sigma_i), s_0^2 + \sigma_i^2)$, then

$$\inf_{\hat{m}} \sup_{m_0} \mathbb{E} \left[\frac{1}{n} \sum_{i=1}^n (\hat{m}(\sigma_i) - m_0(\sigma_i))^2 \right] \gtrsim_{\mathcal{H}} n^{-2p/(2p+1)},$$

where the infimum is over all estimators of m_0 from $(Y_i, \sigma_i)_{i=1}^n$ and the supremum is over the Hölder space $m_0 \in C_{A_1}^p([\sigma_\ell, \sigma_u])$.

Proof. First, note that learning m_0 from (Y_i, σ_i) is a nonparametric regression problem with heteroskedastic variances. This problem is more difficult than a corresponding problem with homoskedastic variances $\sigma_\ell^2 + s_0^2$, since we may represent

$$Y_i = \theta_i + \sigma_\ell W_i + (\sigma_i^2 - \sigma_\ell^2)^{1/2} U_i$$

for independent Gaussians $W_i, U_i \sim \mathcal{N}(0, 1)$. Let $V_i = \theta_i + \sigma_\ell W_i$. Note that we can do no worse for estimating m_0 with (V_i, σ_i) than with (Y_i, σ_i) , and estimating m_0 from (V_i, σ_i) is a homoskedastic regression problem, where $V_i \sim \mathcal{N}(m_0(\sigma_i), \sigma_\ell^2 + s_0^2)$. It remains to show that the minimax rate for estimating m_0 on the grid points $\sigma_{1:n}$ from (V_i, σ_i) is $n^{-2p/(2p+1)}$.

Since we simply have a nonparametric regression problem, we may translate and rescale so that the design points $\sigma_{1:n}$ are equally spaced in $[0, 1]$ ($\sigma_i = i/n$) and the variance of V_i is 1—potentially changing the constant A_1 for the Hölder smoothness condition. Corollary 2.3 in Tsybakov (2008) shows a lower bound for integrated MSE:

$$\inf_{\tilde{m}} \sup_{m_0} \mathbb{E} \left[\int_0^1 (\tilde{m}(x) - m_0(x))^2 dx \right] \gtrsim_{\mathcal{H}} n^{-\frac{2p}{2p+1}}$$

where the infimum is over all (randomized) estimators using (V_i, σ_i) . It thus suffices to connect the MSE objective over the fixed design points $\sigma_1, \dots, \sigma_n$ to the integrated MSE.

Observe that for any $\hat{m}(\sigma_1), \dots, \hat{m}(\sigma_n)$, we can define the piecewise constant function $\tilde{m} : [0, 1] \rightarrow \mathbb{R}$ such that it is equal to $\hat{m}(\sigma_i)$ on $[(i-1)/n, i/n)$. Now, note that

$$\begin{aligned} \int_0^1 (\tilde{m}(x) - m_0(x))^2 dx &= \sum_{i=1}^n \int_{[(i-1)/n, i/n]} (\tilde{m}(x) - m_0(x))^2 dx \\ &\leq 2 \sum_{i=1}^n \int_{[(i-1)/n, i/n]} (\tilde{m}(x) - m_0(\sigma_i))^2 + (m_0(\sigma_i) - m_0(x))^2 dx \\ &\quad ((a+b)^2 \leq 2a^2 + 2b^2) \\ &\leq 2 \sum_{i=1}^n \left[\frac{1}{n} (\hat{m}_i - m_0(\sigma_i))^2 + \frac{L^2}{n^3} \right] \\ &= \frac{2}{n} \sum_{i=1}^n (\hat{m}_i - m_0(\sigma_i))^2 + \frac{2L^2}{n^2}. \end{aligned}$$

The third line follows by observing that $m_0(\cdot)$ is Lipschitz for some constant L that depends solely on p, A_1 , since $p \geq 1$ in Assumption 4. Therefore,

$$\begin{aligned} \inf_{\tilde{m}} \sup_{m_0} \mathbb{E} \left[\frac{1}{n} \sum_{i=1}^n (\hat{m}(\sigma_i) - m_0(\sigma_i))^2 \right] &\geq \frac{1}{2} \inf_{\tilde{m}} \sup_{m_0} \left\{ \mathbb{E} \left[\int_0^1 (\tilde{m}(x) - m_0(x))^2 dx \right] - \frac{2L^2}{n^2} \right\} \\ &\gtrsim_{\mathcal{H}} n^{-\frac{2p}{2p+1}}. \quad \square \end{aligned}$$

Lemma SM9.2. Assume that $\theta_i \mid \sigma_i$ has mean $m_0(\sigma)$ and variance $s_0^2(\sigma)$, without assuming (2.4). Consider the decision rule (2.9) and denote it by δ^* . Then

$$\delta^*(Y_i, \sigma_i) \in \arg \min_{\delta(Y_i, \sigma_i) \in L} \mathbb{E} [(\delta(Y_i, \sigma_i) - \theta_i)^2 \mid \sigma_i]$$

where $L = \{\delta(Y_i, \sigma_i) = a(\sigma_i) + b(\sigma_i)Y_i : a(\cdot), b(\cdot) \text{ measurable}\}$.

Proof. For a given $a(\cdot), b(\cdot)$, we can compute by bias-variance decomposition,

$$\mathbb{E}[(\delta(Y_i, \sigma_i) - \theta_i)^2 \mid \sigma_i] = (a(\sigma_i) + b(\sigma_i)m(\sigma_i) - m(\sigma_i))^2 + b^2(\sigma_i)s_0^2(\sigma_i) + b^2(\sigma_i)\sigma_i^2 + \sigma_i^2 - 2b(\sigma_i)s_0^2(\sigma_i).$$

Minimizing the above expression for $a(\sigma_i), b(\sigma_i)$ yields

$$b(\sigma_i) = \frac{s_0^2(\sigma_i)}{s_0^2(\sigma_i) + \sigma_i^2} \quad a(\sigma_i) = (1 - b(\sigma_i))m(\sigma_i).$$

This corresponds exactly to the decision rule δ^* . □

Lemma SM9.3. Consider the setup of [Theorem 3](#). The minimax risk is achieved by the decision rule (2.9). That is, let δ_i^* denote the decision rule (2.9). Then,

$$\sup_{P_0 \in \mathcal{P}(m_0, s_0)} \mathbb{E}_{P_0} \left[\frac{1}{n} \sum_{i=1}^n (\delta_i^* - \theta_i)^2 \right] = \inf_{\delta_{1:n}} \sup_{P_0 \in \mathcal{P}(m_0, s_0)} \mathbb{E}_{P_0} \left[\frac{1}{n} \sum_{i=1}^n (\delta_i - \theta_i)^2 \right]$$

where the infimum is taken over all (randomized) decision rules $\delta_i(Y_{1:n}, \sigma_{1:n})$, with knowledge of m_0, s_0 .

Proof. The \geq direction is immediate. We consider the \leq direction. Note that

$$\mathbb{E}_{P_0} \left[\frac{1}{n} \sum_{i=1}^n (\delta_i^* - \theta_i)^2 \right] = \frac{1}{n} \sum_{i=1}^n \frac{s_0^2(\sigma_i)\sigma_i^2}{s_0^2(\sigma_i) + \sigma_i^2}$$

for all $P_0 \in \mathcal{P}(m_0, s_0)$, regardless of P_0 . Thus,

$$\sup_{P_0 \in \mathcal{P}(m_0, s_0)} \mathbb{E}_{P_0} \left[\frac{1}{n} \sum_{i=1}^n (\delta_i^* - \theta_i)^2 \right] = \frac{1}{n} \sum_{i=1}^n \frac{s_0^2(\sigma_i)\sigma_i^2}{s_0^2(\sigma_i) + \sigma_i^2}.$$

Suppose P_0 denotes the distribution where $\theta_i \mid \sigma_i \sim \mathcal{N}(m_0(\sigma_i), s_0^2(\sigma_i))$. Then, for any decision rule δ_i ,

$$\mathbb{E}_{P_0} \left[\frac{1}{n} \sum_{i=1}^n (\delta_i - \theta_i)^2 \right] \geq \frac{1}{n} \sum_{i=1}^n \frac{s_0^2(\sigma_i)\sigma_i^2}{s_0^2(\sigma_i) + \sigma_i^2}.$$

This is because the right-hand side is the Bayes risk under the Gaussian model. As a result,

$$\inf_{\delta_{1:n}} \sup_{P_0 \in \mathcal{P}(m_0, s_0)} \mathbb{E}_{P_0} \left[\frac{1}{n} \sum_{i=1}^n (\delta_i - \theta_i)^2 \right] \geq \frac{1}{n} \sum_{i=1}^n \frac{s_0^2(\sigma_i)\sigma_i^2}{s_0^2(\sigma_i) + \sigma_i^2}.$$

This concludes the proof. □

Lemma SM9.4. Given $s_0(\cdot), m_0(\cdot)$, let

$$s_0^2 = \frac{1}{n} \sum_{i=1}^n (s_0^2(\sigma_i) + (m_0(\sigma_i) - m_0)^2) \text{ and } m_0 = \frac{1}{n} \sum_{i=1}^n m_0(\sigma_i).$$

Fix $C > 0$, there exists choices of $s_0(\cdot) > 0, \sigma_i, m_0(\cdot), P_0 \in \mathcal{P}(m_0, s_0)$ such that $\max_i s_0^2(\sigma_i)/\sigma_i^2 < C$ but

$$\frac{\mathbb{E}_{P_0} \left[\frac{1}{n} \sum_{i=1}^n (\hat{\theta}_i - \theta_i)^2 \right]}{\mathbb{E}_{P_0} \left[\frac{1}{n} \sum_{i=1}^n (\check{\theta}_i - \theta_i)^2 \right]}$$

is arbitrarily large, where $\hat{\theta}_i$ are the INDEPENDENT-GAUSS posterior means and $\check{\theta}_i$ are the CLOSE-GAUSS posterior means:

$$\begin{aligned} \hat{\theta}_i &= \frac{\sigma_i^2}{s_0^2 + \sigma_i^2} m_0 + \frac{s_0^2}{s_0^2 + \sigma_i^2} Y_i \\ \check{\theta}_i &= \frac{\sigma_i^2}{s_0^2(\sigma_i) + \sigma_i^2} m_0(\sigma_i) + \frac{s_0^2(\sigma_i)}{s_0^2(\sigma_i) + \sigma_i^2} Y_i. \end{aligned}$$

Proof. Choose $\sigma_i = 1 + i/n$. Choose a constant $s_0(\sigma_i) = \epsilon > 0$ and some non-constant $m_0(\sigma_i)$ normalized so that $m_0 = 0$. Thus $s_0^2 \geq \frac{1}{n} \sum_{i=1}^n m_0(\sigma_i)^2 \equiv K$. Thus,

$$\text{Var}(\hat{\theta}_i) \geq \left(\frac{K}{K + \sigma_i^2} \right)^2 (\sigma_i^2 + s_0^2(\sigma_i)) > c > 0$$

for some $c > 0$ for all $\epsilon > 0$. Therefore, the numerator is bounded below by c . The denominator converges to zero as $\epsilon \rightarrow 0$. With this choice, $\max_i s_0^2(\sigma_i)/\sigma_i^2 < \epsilon$ is eventually smaller than any positive C . Thus the ratio is arbitrarily large as we take $\epsilon \rightarrow 0$. \square

Appendix SM10. Maximum posterior discrepancy of priors satisfying moment constraints

This section contains the main result of Chen (2023) (arXiv:2303.08653) and supersedes that paper.⁴⁷ The notation and setup is entirely self-contained.

Consider an observation X whose likelihood is $X \mid \theta \sim \mathcal{N}(\theta, \sigma^2)$ for some known σ^2 . There are two priors for θ , denoted by G_0 and G_1 . Suppose both priors have zero mean and have finite variances bounded by $V > 0$. Consider the decision problem of estimating θ under squared error, with $L(a, \theta) = (a - \theta)^2$. For the Bayesian with prior G_1 , the Bayes decision rule is the posterior mean $\mathbb{E}_{G_1}[\theta \mid X]$ under the prior G_1 . This decision rule attains Bayes risk under the prior G_0

$$R(G_1, \sigma; G_0) \equiv \mathbb{E}_{\theta \sim G_0} [(\mathbb{E}_{G_1}[\theta \mid X] - \theta)^2].$$

We can think of $R(G_1, \sigma; G_0)$ as a measure of decision quality under disagreement. It measures the quality of G_1 's decision from G_0 's point of view. When $G_1 \neq G_0$, how large can $R(G_1, \sigma; G_0)$ be?

⁴⁷I am grateful to Isaiah Andrews, Xiao-Li Meng, Natesh Pillai, Neil Shephard, and Elie Tamer for their comments. The previous version of the paper (arXiv:2303.08653v1) claimed that $R(G_1, \sigma; G_0)$ is uniformly bounded over all $G_0, G_1, \sigma > 0$, subjected to the constraints on the first two moments of G_0, G_1 . Regrettably, it contained a critical error that rendered its proof incorrect. In particular, in that version, the display before (A1) on p.4 is incorrect: Posterior means of mixture priors are mixtures of posterior means under each mixing component, but the mixing weights are posterior probabilities assigned to each mixing component; thus, the mixing weights depend on the data rather than being fixed.

This section partially restores that result. **Theorem SM10.1** shows that the maximum Bayes risk under G_0 is uniformly bounded over all G_0, G_1, σ^2 where G_1 satisfies an additional tail condition (**SM10.1**). The bound we obtain depends on the tail condition, and thus **Theorem SM10.1** is insufficient for the result claimed in arXiv:2303.08653v1.

Since

$$R(G_1, \sigma; G_0) \leq 2 (\mathbb{E}_{G_0}[\mathbb{E}_{G_1}[\theta | X]^2] + \mathbb{E}_{G_0}[\theta^2]) \leq 2V + 2\mathbb{E}_{G_0}[\mathbb{E}_{G_1}[\theta | X]^2],$$

it thus suffices to bound $\mathbb{E}_{G_0}[\mathbb{E}_{G_1}[\theta | X]^2]$ modulo constants. That is, it suffices to bound the 2-norm $\|\mathbb{E}_{G_1}[\theta | X]\|^2$ under the law $X \sim \mathcal{N}(0, \sigma^2) \star G_0$.

The rest of the section shows that this quantity is uniformly bounded over all $G_0, G_1, \sigma^2 > 0$. Specifically, [Lemma SM10.1](#) shows that for all G_0, G_1 that are mean zero and have variance bounded by V , $\mathbb{E}_{G_0}[\mathbb{E}_{G_1}[\theta | X]^2]$ is bounded by a constant that depends only on (V, σ^2) . This bound is large when σ^2 is large. To improve this bound, [Theorem SM10.1](#) then shows that, if G_1 additionally satisfies some conditions on its tail behavior, $\mathbb{E}_{G_0}[\mathbb{E}_{G_1}[\theta | X]^2]$ is bounded by a constant that depends only on V and the tail condition—and does not depend on σ .

Lemma SM10.1. *Suppose G_0, G_1 have mean zero and variances bounded by V , then*

$$\mathbb{E}_{G_0}[\mathbb{E}_{G_1}[\theta | X]^2] \leq 6V + 4\sigma^2$$

uniformly over G_0, G_1, σ^2 .

Proof. Let $f_{G,\sigma}(x) = \int f_X(x | \theta) G(d\theta)$. Jiang (2020) (Lemma 1) shows that

$$\left(\frac{f'_{G,\sigma}(x)}{f_{G,\sigma}(x)} \right)^2 \leq \frac{1}{\sigma^2} \log \left(\frac{1}{2\pi\sigma^2 f_{G,\sigma}^2(x)} \right).$$

Plugging in the bound (SM10.9) in [Lemma SM10.2](#), we have that for all X ,

$$(\mathbb{E}_{G_1}[\theta | X] - X)^2 = \left(\sigma^2 \frac{f'_{G_1,\sigma}(x)}{f_{G_1,\sigma}(x)} \right)^2 \leq \sigma^4 \frac{1}{\sigma^2} \frac{X^2 + V}{\sigma^2} = X^2 + V,$$

where the first equality is due to Tweedie's formula.

Now, note that

$$(\mathbb{E}_{G_1}[\theta | X])^2 \leq 2 ((\mathbb{E}_{G_1}[\theta | X] - X)^2 + X^2). \quad ((a+b)^2 \leq 2(a^2 + b^2))$$

Hence,

$$\mathbb{E}_{G_0} [\mathbb{E}_{G_1}[\theta | X]^2] \leq 2\mathbb{E}_{G_0}[2X^2 + V] \leq 2(2(V + \sigma^2) + V) = 6V + 4\sigma^2. \quad \square$$

To show a more powerful bound, we require a stronger condition on the tails of G_1 and derive bounds that are independent of σ but are dependent on the tail conditions. In particular, assume

$$\max(1 - G_1(s), G_1(-s)) \leq C_{G_1} s^{-k} \quad (\text{SM10.1})$$

for some $k > 2$ and $C_{G_1} > 0$, for all $s > 0$. We will also assume that $\mathbb{E}_{G_1}[\theta^2 | X]$ exists almost surely. Note that if $\mathbb{E}_{G_1}|\theta|^{2+\epsilon} < m$, then k can be taken to be $2+\epsilon$ and C_{G_1} can be taken to be m by Markov's inequality. In the rest of the proof, we let $C_t < \infty$ denote a positive constant that depends only on t . Occurrences of C_t might correspond to different constant values.

Theorem SM10.1. *Suppose $k > 2$. There exists a constant $Q < \infty$ that depends solely on (C_{G_1}, k, V) such that, uniformly for all (G_0, G_1) and $\sigma \in \mathbb{R}$, where (i) G_0, G_1 have mean zero and variance bounded by*

V and (ii) G_1 satisfies (SM10.1) with (C_{G_1}, k) ,

$$\mathbb{E}_{G_0} [\mathbb{E}_{G_1} [\theta | X]^2] \leq Q.$$

Proof. Assume that $\sigma^2 \geq 1$. For all $\sigma^2 < 1$, we can apply Lemma SM10.1 so that $\mathbb{E}_{G_0} [\mathbb{E}_{G_1} [\theta | X]^2] \leq 6V + 4$.

Observe that

$$\begin{aligned} \mathbb{E}_{G_0} [\mathbb{E}_{G_1} [\theta | X]^2] &\leq \mathbb{E}_{G_0} [\mathbb{E}_{G_1} [\theta^2 | X]] && \text{(Jensen's inequality)} \\ &= \mathbb{E}_{G_0} \left[\int_0^\infty P_{G_1}(\theta^2 > t | X) dt \right] \\ &= 2\mathbb{E}_{G_0} \left[\int_0^\infty s P_{G_1}(|\theta| > s | X) ds \right] && \text{(Change of variable } s = \sqrt{t}) \\ &= 2\mathbb{E}_{G_0} \left[\int_0^\infty s P_{G_1}(\theta > s | X) ds + \int_0^\infty s P_{G_1}(-\theta > -s | X) ds \right]. \end{aligned}$$

Therefore, it suffices to bound the first term, since the second term follows by a symmetric argument. We do so in the remainder of the proof. Here, $\mathbb{E}_{G_1} [\theta^2 | X]$ exists since (θ^2, X) is integrable.

Writing out the first term as an integral:

$$\begin{aligned} &\mathbb{E}_{G_0} \left[\int_0^\infty s P_{G_1}(\theta > s | X) ds \right] \\ &= \int_{\mu=-\infty}^\infty \int_{x=-\infty}^\infty \int_{s=0}^\infty s P_{G_1}[\theta > s | X = x] ds f_X(x | \mu) dx G_0(d\mu) \\ &= \int_{\mu=-\infty}^\infty \int_{s=0}^\infty s \int_{x=-\infty}^\infty P_{G_1}[\theta > s | X = x] f_X(x | \mu) dx ds G_0(d\mu). \end{aligned} \quad \text{(Fubini's theorem)}$$

The outer integral in μ can be decomposed into $|\mu| \leq \sigma$ and $|\mu| > \sigma$:

$$\begin{aligned} &\mathbb{E}_{G_0} \left[\int_0^\infty s P_{G_1}(\theta > s | X) ds \right] \\ &= \int_{|\mu| > \sigma} \int_{s=0}^\infty s \int_{x=-\infty}^\infty P_{G_1}[\theta > s | X = x] f_X(x | \mu) dx ds G_0(d\mu) \end{aligned} \quad \text{(SM10.2)}$$

$$+ \int_{|\mu| < \sigma} \int_{s=0}^\infty s \int_{x=-\infty}^\infty P_{G_1}[\theta > s | X = x] f_X(x | \mu) dx ds G_0(d\mu) \quad \text{(SM10.3)}$$

First, we consider (SM10.2). Decompose the integral in x further along $x \leq s/2$ and $x > s/2$:

$$\text{(SM10.2)} = \int_{|\mu| > \sigma} \int_0^\infty s \int_{s/2}^\infty P_{G_1}(\theta > s | X = x) f_X(x | \mu) dx ds G_0(d\mu) \quad \text{(SM10.4)}$$

$$+ \int_{|\mu| > \sigma} \int_0^\infty s \int_{-\infty}^{s/2} P_{G_1}(\theta > s | X = x) f_X(x | \mu) dx ds G_0(d\mu). \quad \text{(SM10.5)}$$

For large μ and large x (SM10.4), we have that

$$\begin{aligned} \text{(SM10.4)} &\leq \int_{|\mu| > \sigma} \int_0^\infty s \int_{s/2}^\infty f_X(x | \mu) dx ds G_0(d\mu) && (P_{G_1}(\theta > s | X = x) \leq 1) \\ &= \int_{|\mu| > \sigma} \int_0^\infty s P(X > s/2 | \mu) ds G_0(d\mu) \end{aligned}$$

$$\leq C \int_{|\mu|>\sigma} \underbrace{\mathbb{E}[X^2 | \mu]}_{\mu^2 + \sigma^2 \leq 2\mu^2} G_0(d\mu) \leq C \int 2\mu^2 G_0(d\mu) \leq C_V. \quad (\int 2sP(X > s | \mu) ds \leq \mathbb{E}[X^2 | \mu])$$

For large μ and small x (SM10.5), note that for $x < s/2 < s$, by Lemma SM10.2

$$P_{G_1}(\theta > s | X = x) \leq C_V e^{x^2/(2\sigma^2)} e^{-\frac{1}{2\sigma^2}(x-s)^2} (1 - G_1(s)). \quad (f_X(x | \theta) \leq \frac{1}{\sqrt{2\pi}\sigma} e^{-\frac{1}{2\sigma^2}(x-s)^2})$$

Now, integrating the above display with respect to $f_X(x | \mu) dx$ yields

$$\int_{-\infty}^{s/2} P_{G_1}(\theta > s | X = x) f_X(x | \mu) dx \leq C_V (1 - G_1(s)) \cdot \frac{\sigma^2}{s} \leq C_V (1 - G_1(s)) \frac{\mu^2}{s} \quad (|\mu| > \sigma \text{ for (SM10.2)})$$

Finally, integrating it again with respect to s yields

$$\int_0^\infty s \times C_V (1 - G_1(s)) \frac{\mu^2}{s} ds = C_V \mu^2 \int_0^\infty 1 - G_1(s) ds \leq C_V \mu^2 \mathbb{E}_{G_1}[|\theta|] \leq C_V \mu^2.$$

Therefore,

$$(\text{SM10.5}) \leq C_V \mathbb{E}_{G_0} \mu^2 \leq C_V.$$

This shows that (SM10.2) is uniformly bounded.

Moving on to (SM10.3), we first decompose the integral on s into $s \leq K$ and $s > K$, for some $K \geq e$ to be chosen:

$$(\text{SM10.3}) \leq \underbrace{\int_{|\mu|<\sigma} \int_0^K s ds G_0(d\mu)}_{\leq K^2/2} + \int_{|\mu|<\sigma} \int_K^\infty s \int_{-\infty}^\infty P_{G_1}(\theta > s | X = x) f_X(x | \mu) dx G_0(d\mu) \quad (\text{SM10.6})$$

Thus we focus on the piece where $s > K$. Fix

$$u = C\sigma\sqrt{\log(s)}$$

for some $C \geq 2$ to be chosen. On $s > K$, $u/\sigma > 2$ and thus $\frac{u}{\sigma} - 1 > \frac{u}{2\sigma}$. Observe that by Lemma SM10.2 and the fact that $\sigma > 1$,

$$P_{G_1}(\theta > s | X = x) \leq C_V \exp\left(\frac{x^2}{2\sigma^2}\right) (1 - G(s)). \quad (\text{SM10.7})$$

Therefore,

$$\begin{aligned} & \int_{-\infty}^\infty P_{G_1}(\theta > s | X = x) f_X(x | \mu) dx \\ & \leq \int_{|x| \leq u} P_{G_1}(\theta > s | X = x) f_X(x | \mu) dx + \mathbb{P}(|X| > u | \mu) \quad (P_{G_1}(\theta > s | X = x) \leq 1) \\ & \leq C_V e^{-\mu^2/(2\sigma^2)} (1 - G(s)) \left[\frac{\sinh\left(\frac{\mu u}{\sigma^2}\right)}{\mu/\sigma} \right] + 2 \underbrace{\overline{\Phi}\left(\frac{u}{\sigma} - \frac{|\mu|}{\sigma}\right)}_{\leq \overline{\Phi}(u/\sigma - 1) \leq \overline{\Phi}\left(\frac{u}{2\sigma}\right)} \\ & \quad (\overline{\Phi} = 1 - \Phi \text{ is the complementary Gaussian CDF}) \end{aligned}$$

$$\leq C_V(1 - G(s)) \frac{\sinh\left(\frac{\mu}{\sigma} \frac{u}{\sigma}\right)}{\mu/\sigma} + 2\bar{\Phi}\left(\frac{u}{2\sigma}\right) \quad (\text{SM10.8})$$

where the second inequality follows from directly integrating the upper bound (SM10.7) within $|x| \leq u$. Now, observe that, for $|c| < 1$ and $t > 0$,

$$\begin{aligned} t \frac{\sinh(ct)}{ct} &\leq t \frac{\sinh(|c|t)}{|c|t} && (\sinh(x)/x \text{ is an even function}) \\ &\leq t \frac{\sinh(t)}{t} && (\sinh(x)/x \text{ is an increasing function on } x > 0) \\ &\leq \frac{1}{2}e^t. && (\sinh(x) = (e^x - e^{-x})/2 \leq \frac{1}{2}e^x \text{ for } x > 0) \end{aligned}$$

Therefore,

$$\begin{aligned} (\text{SM10.8}) &\leq C_V(1 - G(s)) \exp\left(\frac{C}{\sqrt{\log s}} \log s\right) + 2\bar{\Phi}(C\sqrt{\log s}) \\ &\leq C_V(1 - G(s)) \exp\left(\frac{C}{\sqrt{\log s}} \log s\right) + \exp\left(-\frac{C^2}{2} \log s\right). \quad (\text{Lemma SM10.3}) \end{aligned}$$

Choose $C = k$ and $K = \exp\left(1 \vee \frac{(2C)^2}{(k-2)^2}\right)$. This yields that, for $s > K$,

$$\frac{C}{\sqrt{\log s}} \leq \frac{k-2}{2} \quad \frac{C^2}{2} = \frac{k^2}{2}.$$

Hence, integrating with respect to s :

$$\begin{aligned} &\int_K^\infty s \int_{-\infty}^\infty P_{G_1}(\theta > s \mid X = x) f_X(x \mid \mu) dx ds \\ &\leq \int_K^\infty s \left(C_V(1 - G(s)) \exp\left(\frac{k-2}{2} \log s\right) + \exp\left(-\frac{k^2}{2} \log s\right) \right) ds \\ &\leq C_V C_{G_1} \int_K^\infty s^{1-k+\frac{k-2}{2}} ds + \int_K^\infty s^{-k^2/2+1} ds \\ &\leq C_V C_{G_1} C_k + C_k. \quad (1 - k + (k-2)/2 < -1 \text{ and } -k^2/2 + 1 < -1) \end{aligned}$$

as both integrals converge and depend only on $k > 2$. Returning to (SM10.6), this shows that (SM10.3) is uniformly bounded with a constant that depends only on V, C_{G_1}, k . This concludes the proof. \square

Lemma SM10.2. Suppose G_1 has mean zero and variance bounded by V . Let

$$f_{G_1, \sigma}(x) \equiv \int f_X(x \mid \theta) G_1(d\theta).$$

Then,

$$f_{G_1, \sigma}(x) \geq \frac{1}{\sqrt{2\pi}\sigma} \exp\left(-\frac{x^2 + V}{2\sigma^2}\right), \text{ or } \frac{1}{f_{G_1, \sigma}(x)} \leq \sqrt{2\pi}\sigma \exp\left(\frac{x^2 + V}{2\sigma^2}\right). \quad (\text{SM10.9})$$

Proof. Observe that, by Jensen's inequality,

$$f_{G_1, \sigma}(x) \equiv \int f_X(x \mid \theta) G_1(d\theta) \geq \exp \int \log f_X(x \mid \theta) G_1(d\theta).$$

We compute

$$\log f_X(x | \theta) = \log \frac{1}{\sqrt{2\pi}\sigma} - \frac{1}{2\sigma^2}(x - \theta)^2.$$

Note that $\mathbb{E}_{\theta \sim G_1}[(x - \theta)^2] = x^2 - 2x\mathbb{E}_{G_1}[\theta] + \mathbb{E}_{G_1}\theta^2 \leq x^2 + V$. Thus (SM10.9) follows. \square

Lemma SM10.3. For all $x \geq 0$, $\bar{\Phi}(x) \leq \frac{1}{2}e^{-x^2/2}$.

Proof. Note that $\bar{\Phi}(0) = \frac{1}{2}$ and thus the bound holds with equality at $x = 0$. Differentiate,

$$\bar{\Phi}'(x) = -\varphi(x) \quad \frac{d}{dx} \frac{1}{2}e^{-x^2/2} = -\frac{x}{2}e^{-x^2/2} = (-x\sqrt{\pi/2})\varphi(x)$$

For $x \in [0, \sqrt{2/\pi}]$,

$$\frac{d}{dx} \bar{\Phi}(x) \leq \frac{d}{dx} \frac{1}{2}e^{-x^2/2} \implies \bar{\Phi}(x) \leq \frac{1}{2}e^{-x^2/2}.$$

Note that since Mill's ratio is bounded by $1/x$, we have that for all $x > 0$

$$\bar{\Phi}(x) \leq \varphi(x)/x.$$

Take $x > \sqrt{2/\pi}$, we have that

$$\bar{\Phi}(x) \leq \varphi(x)\sqrt{\frac{\pi}{2}} = \frac{1}{2}e^{-x^2/2}.$$

Hence the inequality holds for all $x \geq 0$. \square

References

- Calonico, Sebastian, Matias D Cattaneo, and Max H Farrell (2019). “nprobust: Nonparametric kernel-based estimation and robust bias-corrected inference”. In: *arXiv preprint arXiv:1906.00198* (pp. 101, 102).
- Chen, Jiafeng (2023). “Mean-variance constrained priors have finite maximum Bayes risk in the normal location model”. In: *arXiv preprint arXiv:2303.08653* (pp. 115).
- Jiang, Wenhua (2020). “On general maximum likelihood empirical Bayes estimation of heteroscedastic IID normal means”. In: *Electronic Journal of Statistics* 14.1, pp. 2272–2297 (pp. 78, 85, 88, 91, 92, 96, 100, 116).
- Kubokawa, T, CP Robert, and AK Md E Saleh (1993). “Estimation of noncentrality parameters”. In: *Canadian Journal of Statistics* 21.1, pp. 45–57 (pp. 103).
- Sen, Bodhisattva (2018). “A gentle introduction to empirical process theory and applications”. In: *Lecture Notes, Columbia University* 11, pp. 28–29 (pp. 105, 112).
- Soloff, Jake A, Adityanand Guntuboyina, and Bodhisattva Sen (May 2024). “Multivariate, heteroscedastic empirical Bayes via nonparametric maximum likelihood”. In: *Journal of the Royal Statistical Society Series B: Statistical Methodology*, qkae040. ISSN: 1369-7412. DOI: 10.1093/jrsssb/qkae040 (pp. 96).
- Tsybakov, Alexandre (2008). *Introduction to Nonparametric Estimation*. Springer Series in Statistics. Springer New York. ISBN: 9780387790527. URL: <https://books.google.com/books?id=mwB8rUBsbqoC> (pp. 105, 107, 109, 113).

- van der Vaart, Aad W and Jon A Wellner (1996). *Weak convergence*. Springer, pp. 16–28 (pp. 110, 112).
- Vershynin, Roman (2018). *High-dimensional probability: An introduction with applications in data science*. Vol. 47. Cambridge university press (pp. 78, 83).
- Zhang, Cun-Hui (1997). “Empirical Bayes and compound estimation of normal means”. In: *Statistica Sinica* 7.1, pp. 181–193 (pp. 92).