

# Universal Difference-in-Differences

Chan Park and Eric J. Tchetgen Tchetgen

Department of Statistics and Data Science, University of Pennsylvania

## Abstract

Difference-in-differences (DiD) is a popular method to evaluate causal effects of real-world policy interventions. To identify the average treatment effect on the treated, DiD relies on the parallel trends (PT) assumption, which states that the time trends for the average of treatment-free potential outcomes are parallel across the treated and control groups. A well-known limitation of the PT assumption is its lack of generalization to causal effects for discrete outcomes and to nonlinear effect measures. In this paper, we consider *Universal Difference-in-Differences* (UDiD) based on an alternative assumption to PT for identifying treatment effects for the treated on any scale of potential interest, and outcomes of an arbitrary nature. Specifically, we introduce the odds ratio equi-confounding (OREC) assumption, which states that the generalized odds ratios relating the treatment-free potential outcome and treatment are equivalent across time periods. Under the OREC assumption, we establish nonparametric identification for any potential treatment effect on the treated in view. Moreover, we develop a consistent, asymptotically linear, and semiparametric efficient estimator for any given treatment effect on the treated of interest which leverages recent learning theory. We illustrate UDiD with simulations and two real-world applications in labor economics and traffic safety evaluation.

*Keywords:* Average treatment effect on the treated, Difference-in-differences, Double robustness, Generalized odds ratio, Minimax estimation, Quantile treatment effect

## 1 Introduction

The difference-in-differences (DiD) method is one of the most widely used methods for assessing the causal impact of hypothetical policy interventions. Standard DiD considers a setting with two time periods, baseline and follow-up, and a binary treatment assigned between the two time periods. In this canonical setting, observed data can be divided into four groups based on time and treatment

status (i.e., treated/control groups at baseline/follow-up period), and outcomes in these four groups are used in a specific manner to identify the additive average treatment effect on the treated group (ATT) in the follow-up period, under certain conditions.

Specifically, the so-called parallel trends (PT) assumption is a key justification for DiD identification of the ATT; PT states that on average, the change of the treatment-free potential outcome in the treated group over time is identical to that in the control group. Under the PT assumption, the ATT is identified simply by comparing the average change in the outcomes in the treated group over time to that in the control group. In many cases, the treated and untreated groups may in fact have different pre-treatment covariate values that could lead to differences in the magnitude of potential outcome changes over time. Such confounding of the treatment effect on outcome trends poses an important threat to the plausibility of the PT assumption in practice, as it may invalidate the latter. In fact, it is in light of this concern that recent works (e.g., [Heckman et al. \(1997\)](#); [Abadie \(2005\)](#); [Sant’Anna and Zhao \(2020\)](#)) have considered a PT assumption conditional on observed covariates, referred to as conditional PT assumption; see Section 3 of [Lechner \(2011\)](#) and Section 2 of [Roth et al. \(2022\)](#) for comprehensive reviews. In what follows, we do not distinguish between marginal and conditional PT assumptions unless otherwise stated.

Despite taking measured covariates into account in PT, the nature of an outcome variable can cast doubt on credibility of the PT assumption. Consider a situation in which the desired outcome is bounded within an interval; binary outcomes are a good example. In some cases, the average outcome would have to fall beyond the range of the outcome in order to satisfy PT, indicating that it may be implausible; see a toy example in Section [A.1](#) of the Supplementary Material. In this case, analyses based on methodologies developed under PT can be misleading because the estimated treatment effect can be inconsistent and, in extreme cases, can be unrealistic. As a result, for more accurate and robust policy evaluations, investigators may want to consider methodologies developed under alternative assumptions other than PT assumptions, that are not subject to these limitations.

To this end, there has been growing literature on the identification and estimation of the ATT in DiD settings. Notably, [Athey and Imbens \(2006\)](#) considered an alternative identifying assumption whereby the treatment-free potential outcomes are possibly nonlinear, monotone transformations of an unobserved confounder. The ATT is identified by comparing transformed outcomes where the

transformation is associated with the (inverse) cumulative distribution functions of outcomes. [Sofer et al. \(2016\)](#) proposed various extensions to [Athey and Imbens \(2006\)](#) by drawing on connections between DiD and negative control methodologies. More recently, [Richardson et al. \(2022\)](#) and [Dukes et al. \(2022\)](#) developed a so-called “bespoke” instrumental variable approach to identify the ATT with various generalizations of PT. [Ye et al. \(2022\)](#) combined the standard DiD and standard instrumental variable methodologies in a setting in which the exposure is also measured longitudinally, at baseline and follow-up periods and the population average treatment effect at time 1 is the target parameter. [Shahn et al. \(2022\)](#) considered g-estimation of structural nested mean models under a general class of treatment patterns in multiple time periods and various generalizations of PT in complex longitudinal settings, in which both measured and unmeasured time-varying confounding might coexist, that may also be on the causal pathway of prior treatments. By in large, this prior literature focused primarily on continuous outcomes and mainly aimed to identify an additive average effect of treatment on the treated.

In this paper, we aim to develop a general approach for DiD settings targeting the causal effect on the treated on any effect measure scale of interest, and outcomes of arbitrary nature, whether continuous or discrete; we aptly refer to such identification as *Universal Difference-in-Difference* (UDiD). The core of the approach is the observation that feasibility of UDiD hinges on one’s ability to identify confounding bias as an association between the treatment and the treatment-free potential outcome on a scale that universally applies and can be used to de-bias any choice of causal effect on the treated, regardless of the nature of the outcome. We demonstrate that encoding the confounding bias as the association between the treatment and treatment-free potential outcome in terms of a generalized odds ratio function ([Chen, 2007](#); [Tchetgen Tchetgen et al., 2010](#)) equally applies to either discrete, continuous, or mixed-type outcomes and can be used quite broadly to de-bias arbitrary causal effects on the treated under a so-called *odds ratio equi-confounding* (OREC) assumption. OREC states that the confounding bias on a generalized odds ratio scale can be identified by the generalized odds ratio association between the treatment and the pre-treatment outcome measure. Thus, OREC is the natural odds ratio generalization of additive equi-confounding; see Assumption [\(A5\)](#) and related discussions for details. We emphasize that the OREC assumption is *neither stronger nor weaker* than the PT assumption because PT does not necessarily imply OREC, nor does the latter imply the former. Additionally, like PT,

OREC does not place any restriction on the observed data distribution. That is, OREC can be viewed as an *alternative* identification condition from PT, and consequently, identification and estimation strategies under OREC must be studied separately from those under PT.

The main goal of the paper is to make inferences about a causal effect of treatment on the treated under the OREC assumption; we summarize the paper’s main results as followed. Upon introducing OREC, we present inverse probability-weighting, outcome regression, and doubly-robust representations of the identifying empirical functional of interest. Moreover, we characterize the efficient influence function and therefore the semiparametric efficiency bound for the ATT (identified via OREC) in a nonparametric model for the observed data distribution denoted by  $\mathcal{M}_{\text{OREC}}$ ; see Theorem 4.1 for details. Next, using the efficient influence function as a moment equation, we construct an estimator for the ATT for which we provide conditions under which it is consistent, asymptotically normal, and semiparametric efficient under  $\mathcal{M}_{\text{OREC}}$ ; see Theorem 4.2 for details. A brief discussion of the generalization of UDiD to arbitrary causal effects on the treated can be found in Section 5. Lastly, we perform simulation studies investigating the performance of the proposed method, and we illustrate UDiD with two separate applications, one which evaluates the causal effect of minimum wage on teen employment, and another that considers the causal effect of installing rumble strips on traffic crash incidence (see Section A.15 of the Supplementary Material).

## 2 Setup

### 2.1 Notation

Let  $N$  denote the number of observed units, indexed by subscript  $i = 1, \dots, N$ , which we suppress in the notation unless necessary. For each unit, we observe independent and identically distributed (i.i.d.) variables  $\mathbf{O} = (Y_0, Y_1, A, \mathbf{X})$  where  $Y_0$  and  $Y_1$  are the outcomes at time 0 and 1, respectively,  $A \in \{0, 1\}$  is the indicator of whether a unit is treated between time 0 and 1, and  $\mathbf{X} \in \mathcal{X} \subseteq \mathbb{R}^d$  are observed  $d$ -dimensional covariates. Let  $\mathbf{O}_t = (Y_t, A, \mathbf{X})$  for  $t = 0, 1$ . Until stated otherwise, we consider inferences for the ATT  $\tau^* = \mathbb{E}\{Y_1^{(1)} - Y_1^{(0)} \mid A = 1\} = \tau_1^* - \tau_0^*$  as a running example, where  $\tau_a^* = \mathbb{E}\{Y_1^{(a)} \mid A = 1\}$ . In order to describe our identification strategy for  $\tau^*$ , we require notation used throughout for conditional densities and their ratios. Let  $f_t^*(y \mid a, \mathbf{x})$ ,  $e_t^*(a \mid y, \mathbf{x})$ , and  $g_t^*(y, a \mid \mathbf{x})$  be the conditional density functions of  $Y_t^{(0)} \mid (A = a, \mathbf{X} = \mathbf{x})$ ,  $A \mid (Y_t^{(0)} = y, \mathbf{X} = \mathbf{x})$ ,

and  $(Y_t^{(0)}, A) | \mathbf{X} = \mathbf{x}$ , respectively. Let  $\mathcal{S}_t(a)$  be the support of  $(Y_t^{(0)}, \mathbf{X}) | A = a$ . Let  $y_R \in \mathcal{S}_1(1)$  be a reference value for the outcome which hereafter we simply denote  $y_R = 0$  without loss of generality. For  $t = 0, 1$ , let  $\beta_t^*(\mathbf{x})$  denote the baseline odds function of  $A$  given  $(Y_t^{(0)} = 0, \mathbf{X} = \mathbf{x})$ , and define  $\alpha_t^*(y, \mathbf{x})$  as the generalized odds ratio function (Chen, 2007; Tchetgen Tchetgen et al., 2010) relating  $Y_t^{(0)}$  and  $A$  given  $\mathbf{X} = \mathbf{x}$ , i.e.,

$$\begin{aligned}\beta_t^*(\mathbf{x}) &= \frac{e_t^*(1 | 0, \mathbf{x})}{e_t^*(0 | 0, \mathbf{x})} = \frac{f_t^*(0 | 1, \mathbf{x})}{f_t^*(0 | 0, \mathbf{x})} \frac{\Pr(A = 1 | \mathbf{X} = \mathbf{x})}{\Pr(A = 0 | \mathbf{X} = \mathbf{x})}, \\ \alpha_t^*(y, \mathbf{x}) &= \frac{g_t^*(y, 1 | \mathbf{x})}{g_t^*(y, 0 | \mathbf{x})} \frac{g_t^*(0, 0 | \mathbf{x})}{g_t^*(0, 1 | \mathbf{x})} = \frac{f_t^*(y | 1, \mathbf{x})}{f_t^*(y | 0, \mathbf{x})} \frac{f_t^*(0 | 0, \mathbf{x})}{f_t^*(0 | 1, \mathbf{x})} = \frac{e_t^*(1 | y, \mathbf{x})}{e_t^*(0 | y, \mathbf{x})} \frac{e_t^*(0 | 0, \mathbf{x})}{e_t^*(1 | 0, \mathbf{x})}.\end{aligned}\tag{1}$$

By definition,  $\alpha_t^*(y, \mathbf{x}) > 0$  for  $(y, \mathbf{x}) \in \mathcal{S}_t(1)$ ,  $\alpha_t^*(y, \mathbf{x}) = 0$  for  $(y, \mathbf{x}) \in \mathcal{S}_t(0) \cap \mathcal{S}_t(1)^c$ , and  $\alpha_t^*(0, \mathbf{x}) = 1$  for all  $\mathbf{x}$ . For a fixed, integrable function  $\mathcal{G}$ , let  $\mu^*(\mathbf{x}) = \mathbb{E}\{\mathcal{G}(Y_1^{(0)}) | A = 1, \mathbf{X} = \mathbf{x}\}$ . Thus, we have  $\tau_0^* = \mathbb{E}\{\mu^*(\mathbf{X}) | A = 1\}$  where  $\mathcal{G}$  is the identity function.

Lastly, we introduce auxiliary notations. Let  $\mathbb{P}_{\mathcal{I}}(V) = |\mathcal{I}|^{-1} \sum_{i \in \mathcal{I}} V_i$  be the empirical mean of  $V$  over the set  $\mathcal{I}$ . We simply denote  $\mathbb{P} = \mathbb{P}_{\mathcal{I}}$  when  $\mathcal{I}$  is the entire sample, i.e.,  $\mathcal{I} = \{1, \dots, N\}$ . We denote the collection of real numbers as  $\mathbb{R}$ . For a sequence of random variables  $\{V_N\}$ , let  $V_N = O_P(r_N)$  indicate that  $V_N/r_N$  is stochastically bounded, and let  $V_N = o_P(r_N)$  indicate that  $V_N/r_N$  converges to zero in probability as  $N \rightarrow \infty$ . Additionally, let  $V_N \xrightarrow{D} W$  mean that  $V_N$  weakly converges to a random variable  $W$  as  $N \rightarrow \infty$ . For sets  $\mathcal{S}$  and  $\mathcal{T}$ , let  $\mathcal{S}^c$  denote the complement of  $\mathcal{S}$ ,  $\mathcal{S} \cap \mathcal{T}$  denote the intersection of  $\mathcal{S}$  and  $\mathcal{T}$ , and  $\mathcal{S} \subseteq \mathcal{T}$  mean that  $\mathcal{S}$  is a proper or improper subset of  $\mathcal{T}$ .

## 2.2 Assumptions

We first consider the following assumptions which are commonly made in DiD literature:

(A1) (*Consistency*) For  $t = 0, 1$ , we have  $Y_t = Y_t^{(A)}$ .

(A2) (*No Anticipation*) At time 0, the two potential outcomes are equal in treated units, i.e.,  $Y_0^{(0)} = Y_0^{(1)}$  if  $A = 1$ .

Assumption (A1) simply states that the observed outcome matches the potential outcome corresponding to the observed treatment. Assumption (A2) states that the treatment does not causally

impact the outcome before it is implemented. Note that, under Assumptions (A1) and (A2), we have  $Y_0 = Y_0^{(0)}$  for all units regardless of their treatment status.

Under Assumption (A1), the first term of the ATT is identified as  $\tau_1^* = \mathbb{E}(AY_1) / \Pr(A = 1)$ , and the empirical mean of  $Y_1$  among  $A = 1$  is a consistent (and in fact also unbiased) and asymptotically normal estimator of  $\tau_1^*$ , i.e.,  $\mathbb{P}(AY_1) / \mathbb{P}(A) = \tau_1^* + o_P(1)$  if  $\Pr(A = 1)$  is bounded away from zero. Therefore, to identify the ATT, it suffices to identify the second term of the ATT,  $\tau_0^*$ , in terms of the observed data. To this end, it is typical in DiD literature (Heckman et al., 1997; Abadie, 2005; Sant’Anna and Zhao, 2020; Callaway and Sant’Anna, 2021) to invoke a (conditional) parallel trends (PT) assumption, i.e.,

$$\mathbb{E}\{Y_1^{(0)} - Y_0^{(0)} \mid A = 1, \mathbf{X}\} = \mathbb{E}\{Y_1^{(0)} - Y_0^{(0)} \mid A = 0, \mathbf{X}\}. \quad (\text{PT})$$

The PT assumption states that the time trends of the treatment-free potential outcomes (i.e.,  $Y_1^{(0)} - Y_0^{(0)}$ ) are on average identical in both treated and untreated groups conditional on observed covariates. Under Assumptions (A1), (A2) and PT, it is straightforward to show that  $\tau_0^* = \mathbb{E}\{\mathbb{E}(Y_1 \mid A = 0, \mathbf{X}) - \mathbb{E}(Y_0 \mid A = 0, \mathbf{X}) + \mathbb{E}(Y_0 \mid A = 1, \mathbf{X}) \mid A = 1\}$ .

However, as mentioned in the introduction, the PT assumption may be incompatible with natural constraints implied by the nature of the outcome, illustrating the fact that the PT assumption is no panacea for DiD problems; see Section A.1 for a toy example. Another major limitation of the PT assumption is that it does not naturally extend to nonlinear treatment effects, such as quantile causal effects, which for continuous outcomes are given by  $\tau_q^* = \tau_{1,q}^* - \tau_{0,q}^*$  where  $\tau_{a,q}^*$  is the  $q$ th quantile of  $Y_1^{(a)} \mid A = 1$ , i.e.,  $\Pr\{Y_1^{(a)} \leq \tau_{a,q}^* \mid A = 1\} = q$  for  $a = 0, 1$  and  $q \in (0, 1)$ .

To address these limitations, we consider an alternative identification to PT, which we motivate by re-writing the PT assumption as an assumption about the degree of confounding bias for the causal effect of  $A$  on  $Y$ . That is, it is straightforward to re-write (PT) as follows:  $\mathbb{E}\{Y_0^{(0)} \mid A = 1, \mathbf{X}\} - \mathbb{E}\{Y_0^{(0)} \mid A = 0, \mathbf{X}\} = \mathbb{E}\{Y_1^{(0)} \mid A = 1, \mathbf{X}\} - \mathbb{E}\{Y_1^{(0)} \mid A = 0, \mathbf{X}\}$ . The right hand side would be zero if there were no confounding bias given  $\mathbf{X}$ ; therefore non-null values of the latter reflect the magnitude of confounding bias on the additive scale, which cannot directly be observed. The equality states that such additive confounding bias can be identified by the conditional additive association of the treatment with the pre-treatment observed outcome. That is, the PT assumption

is equivalent to an additive equi-confounding assumption (Sofer et al., 2016) whereby the degree of confounding is assessed on the additive scale, i.e., the difference of conditional means. Under this condition, one would conclude no unmeasured confounding for the additive ATT if the left hand side were empirically found to be null.

Instead of additive equi-confounding, we consider equi-confounding on an odds ratio scale which we will establish enables more universal identification of causal effects. To proceed, we require the following overlap conditions:

(A3) (*Post-treatment Overlap*)  $\mathcal{S}_1(1) \subseteq \mathcal{S}_1(0)$ , i.e., the support of  $(Y_1^{(0)}, \mathbf{X}) \mid A = 1$  is included in that of  $(Y_1^{(0)}, \mathbf{X}) \mid A = 0$ .

Assumption (A3) means that the probability law of  $(Y_1^{(0)}, \mathbf{X}) \mid A = 1$  is dominated by that of  $(Y_1^{(0)}, \mathbf{X}) \mid A = 0$ , and the condition is required to ensure that the odds ratio at 1 does not involve division by zero. Under the condition, any realized value of  $Y_1^{(0)}$  under  $A = 1$  is also realizable under  $A = 0$ , and it is a necessary condition for identifying the distribution of the counterfactual outcomes using the observed data. We remark that the condition is not testable because  $\mathcal{S}_1(1)$  is counterfactual.

Even though the odds ratio at time 1,  $\alpha_1^*$ , is well-defined under Assumptions (A1)-(A3), we cannot necessarily relate it to the odds ratio at time 0,  $\alpha_0^*$ , because it may not be well-defined. Hence, we impose the following cross-time overlap conditions which enable us to relate  $\alpha_1^*$  to  $\alpha_0^*$ :

(A4) (*Cross-time Overlap*) For  $a = 0, 1$ ,  $\mathcal{S}_1(a) \subseteq \mathcal{S}_0(a)$ , i.e., the support of  $(Y_1^{(0)}, \mathbf{X}) \mid A = a$  is included in  $(Y_0, \mathbf{X}) \mid A = a$ , for all  $a$ .

The cross-time overlap under  $A = 0$  is required to guarantee that  $\alpha_0^*(y, \mathbf{x})$  is well-defined (i.e., avoid division by zero) if  $\alpha_1^*(y, \mathbf{x})$  is well-defined. Similarly, the cross-time overlap under  $A = 1$  is required to avoid a case where  $\alpha_1^*(y, \mathbf{x})$  is positive while  $\alpha_0^*(y, \mathbf{x})$  is zero. Without the cross-time overlap under  $A = 1$ , the odds ratio equi-confounding assumption (see Assumption (A5) below) cannot be satisfied. Lastly, we remark that  $\mathcal{S}_1(0) \subseteq \mathcal{S}_0(0)$  is testable from the observed data whereas  $\mathcal{S}_1(1) \subseteq \mathcal{S}_0(1)$  is not testable because  $\mathcal{S}_1(1)$  is counterfactual. However, combining Assumptions (A3) and (A4),  $\mathcal{S}_0(1) \cap \mathcal{S}_1(0)$  must be non-empty as it contains  $\mathcal{S}_1(1)$ . Therefore, one can empirically verify whether  $\mathcal{S}_0(1) \cap \mathcal{S}_1(0)$  is non-empty, ensuring that Assumptions (A3) and

(A4) are not falsified. In Section A.1 of the Supplementary Material, we provide a visual illustration of conditions (A3) and (A4) as well as comparisons to related conditions in prior literature [Athey and Imbens \(2006\)](#).

Under Assumptions (A1)-(A4), generalized odds ratio functions  $\alpha_0^*(y, \mathbf{x})$  and  $\alpha_1^*(y, \mathbf{x})$  are well-defined over  $\mathcal{S}_1(0)$ , and can be used as a yardstick for measuring the degree of confounding. Thus, we may introduce the odds ratio equi-confounding assumption:

(A5) (*Odds Ratio Equi-confounding*)  $\alpha_0^*(y, \mathbf{x}) = \alpha_1^*(y, \mathbf{x})$  for all  $(y, \mathbf{x}) \in \mathcal{S}_1(0)$ , i.e., the odds ratio confounding bias functions at time 0 and 1 are identical over  $\mathcal{S}_1(0)$ .

To better appreciate the OREC assumption, it is useful to consider an alternative formulation for it. Specifically, the density of  $Y_1^{(0)} \mid (A = 1, \mathbf{X})$  is related to the other densities as follows:

$$\frac{f_1^*(y \mid 1, \mathbf{x})}{f_1^*(y \mid 0, \mathbf{x})} = \frac{\beta_1^*(\mathbf{x}) f_0^*(y \mid 1, \mathbf{x})}{\beta_0^*(\mathbf{x}) f_0^*(y \mid 0, \mathbf{x})} \text{ for all } (y, \mathbf{x}) \in \mathcal{S}_1(0) .$$

Therefore, under the OREC assumption, the degree of confounding bias for the causal effect of interest measured on the odds ratio scale can be identified by the corresponding odds ratio association between  $A$  and  $Y_0$ . We remark that, for  $(y, \mathbf{x}) \in \mathcal{S}_1(0)$ ,  $\alpha_1^*(y, \mathbf{x}) > 0$  if and only if  $(y, \mathbf{x}) \in \mathcal{S}_1(1)$  and  $\alpha_0^*(y, \mathbf{x}) > 0$  if and only if  $(y, \mathbf{x}) \in \mathcal{S}_0(1) \cap \mathcal{S}_1(0)$ . Therefore, the OREC assumption also makes  $\mathcal{S}_1(1)$  identified from the observed data as  $\mathcal{S}_1(1) = \mathcal{S}_0(1) \cap \mathcal{S}_1(0)$ . Additionally, if Assumptions (A1)-(A4) are satisfied, the OREC assumption is not testable because it does not place any additional restriction on the observed data distribution. In fact, it suffices to invoke a set of the following conditions which are weaker than Assumptions (A3)-(A5): (i) the four supports satisfy  $\mathcal{S}_1(1) = \{\mathcal{S}_0(1) \cap \mathcal{S}_1(0)\} \subseteq \mathcal{S}_0(0)$  and (ii)  $\alpha_1^*(y, \mathbf{x}) = \alpha_0^*(y, \mathbf{x})$  over  $(y, \mathbf{x}) \in \mathcal{S}_0(1) \cap \mathcal{S}_1(0)$ ; see Section A.1 of the Supplementary Material for details.

The next section offers a helpful comparison of PT and OREC assumptions. Following sections focus on efficient estimation of  $\tau_0^*$  under Assumptions (A1)-(A5).

## 2.3 Comparison Between the Parallel Trends and Odds Ratio Equi-confounding Assumptions

At a higher level, PT and OREC assumptions play a common role, which is to relate the unobserved potential outcome  $Y_1^{(0)}$  given  $A = 1$  with the observed potential outcomes  $Y_0^{(0)}$  given  $A = 0$  or

$A = 1$ . Consequently, as for all causal inference methods from observational data, neither PT nor OREC assumption is empirically testable without a separate assumption. However, there are notable differences between the two assumptions. First, the potential outcomes are related to each other on additive and multiplicative scales, respectively. Second, as established below, the OREC assumption is sufficient for identifying, despite the presence of unmeasured confounding, *any* causal effects on the treated that in principle would be identifiable under unconfoundedness. Indeed, OREC can identify any counterfactual functional of the form  $\mathbb{E}\{\mathcal{G}(Y_1^{(0)}) \mid A = 1\}$  where  $\mathcal{G}$  is an integrable, arbitrary function; see Lemma 3.1 for details. In contrast, PT can at most identify  $\tau_0^*$ . That is, PT cannot identify general causal estimands because identifying  $\mathbb{E}\{\mathcal{G}(Y_1^{(0)}) \mid A = 1\}$  using the PT assumption would require invoking another PT assumption on  $\mathcal{G}(Y_0^{(0)})$  and  $\mathcal{G}(Y_1^{(0)})$ , which would generally conflict with the PT assumption on the original outcomes if  $\mathcal{G}(Y_1^{(0)})$  is a nonlinear mapping. This property of OREC implies that it can provide identification of any functional that can be expressed as a solution to a counterfactual moment equation. For example, the median of the treatment-free potential outcome in the treated can be defined as the solution  $\theta$  to the moment equation  $\mathbb{E}\{\Omega(Y_1^{(0)}, \theta) \mid A = 1\} = 0$  where  $\Omega(y, \theta) = \mathbb{1}(y \leq \theta) - 0.5$ , and therefore can be identified under OREC but not under PT; see Section 5 for details on the estimation of general causal estimands including counterfactual quantiles. Lastly, the PT and OREC assumptions do not imply each other in general. That is, in some cases, the OREC assumption is satisfied while the PT assumption is violated, and vice-versa; however, the two assumptions can be made equivalent under further restrictions on the potential outcomes laws. For instance, if the conditional distribution of  $Y_t^{(0)}$  given  $(A = a, \mathbf{X})$  is normally distributed with equal variance function  $\sigma^2(\mathbf{X})$  for all  $a$  and  $t$ , the OREC and PT assumptions imply each other. Moreover, as formally established in Section A.2 of the Supplementary Material under certain regularity conditions, even under the PT assumption, identification of the ATT necessarily implies that similar to OREC, a deterministic mapping must hold (albeit not necessarily the identity map) linking the odds ratio functions at time 0 and 1.

### 3 Identification

We begin with an identification result for  $\beta_1^*$  and  $\mu^*$  in (1), which are key to identifying  $\tau_0^*$ . Recall that  $\beta_1^*$  and  $\mu^*$  involve the unobservable density  $f_1^*(y \mid 1, \mathbf{x})$ , and consequently, these functions

are not identifiable without an additional assumption. The OREC assumption is sufficient for identifying these functions in terms of nuisance functions that are identified from the observed data; Lemma 3.1 formally states the result.

**Lemma 3.1.** *Under Assumptions (A1)-(A3),  $\beta_1^*$  and  $\mu^*$  are represented as*

$$\beta_1^*(\mathbf{X}) = \frac{\Pr(A = 1 \mid \mathbf{X}) / \Pr(A = 0 \mid \mathbf{X})}{\mathbb{E}\{\alpha_1^*(Y_1, \mathbf{X}) \mid A = 0, \mathbf{X}\}}, \quad \mu^*(\mathbf{X}) = \frac{\mathbb{E}\{\mathcal{G}(Y_1)\alpha_1^*(Y_1, \mathbf{X}) \mid A = 0, \mathbf{X}\}}{\mathbb{E}\{\alpha_1^*(Y_1, \mathbf{X}) \mid A = 0, \mathbf{X}\}}. \quad (2)$$

Therefore, under Assumptions (A1)-(A5),  $\beta_1^*$  and  $\mu^*$  are identified by replacing  $\alpha_1^*$  with  $\alpha_0^*$ .

The proof of the lemma, as well as all other proofs, are provided in Section C of the Supplementary Material. From Lemma 3.1, we can directly represent  $\tau_0^*$  as  $\tau_0^* = \mathbb{E}\{A\mu^*(\mathbf{X})\} / \Pr(A = 1)$ . Interestingly, by extending the approaches in Liu et al. (2020) to our setting, we can obtain other representations of the counterfactual mean under Assumptions (A1)-(A3):

$$\mathbb{E}\{\mathcal{G}(Y_1^{(0)}) \mid A = 1\} = \mathbb{E}\{(1 - A)\beta_1^*(\mathbf{X})\alpha_1^*(Y_1, \mathbf{X})\mathcal{G}(Y_1)\} / \Pr(A = 1) \quad (\text{IPW})$$

$$= \mathbb{E}\{A\mu^*(\mathbf{X})\} / \Pr(A = 1) \quad (\text{OR})$$

$$= \mathbb{E} \left[ \begin{array}{l} (1 - A)\beta_1^*(\mathbf{X})\alpha_1^*(Y_1, \mathbf{X})\{\mathcal{G}(Y_1) - \mu^*(\mathbf{X})\} \\ + A\mu^*(\mathbf{X}) \end{array} \right] / \Pr(A = 1). \quad (\text{DR})$$

We refer to the three representations as inverse probability-weighting (IPW), outcome regression-based, and doubly-robust (DR) representations, and these representations align with those in Liu et al. (2020), but there are some notable differences. First, instrumental variables play a key role in their work, while our framework does not require instrumental variables. Second, our setting considers a longitudinal setting with two time periods where the odds ratio at time 1 is identified under Assumptions (A1)-(A5). On the other hand, they consider cross-sectional settings where the odds ratio is identified by leveraging key instrumental variable properties.

Notably, these three representations are completely nonparametric in that no parametric form for the nuisance functions (i.e., the baseline densities and odds ratio functions) is required. Therefore, it is tempting to use one of them as a basis for constructing an estimator of  $\tau_0^*$  by replacing the nuisance components with estimates obtained via nonparametric methods. For instance, using (DR) as a basis for constructing an estimator, we get  $\hat{\tau}_0 = \mathbb{P}[(1 - A)\hat{\beta}_1(\mathbf{X})\hat{\alpha}_1(Y_1, \mathbf{X})\{Y_1 -$

$\widehat{\mu}(\mathbf{X})\} + A\widehat{\mu}(\mathbf{X})]/\mathbb{P}(A = 1)$  where the three nuisance components  $\alpha_1$ ,  $\beta_1$ , and  $\mu$  are nonparametrically estimated; see Section 4.2 for details. However, it can be shown that this estimator may not be  $N^{1/2}$ -consistent for  $\tau_0^*$  because the bias of  $\widehat{\tau}_0$  is dominated by the first-order bias of  $\widehat{\alpha}_1$ , and this may yield an asymptotically non-diminishing bias when  $\alpha_1$  depends on continuous variables which are modeled completely nonparametrically. To construct an estimator which can attain  $N^{1/2}$ -consistency even when all nuisance parameters are estimated nonparametrically, and therefore converge at rates that may be considerably slower than  $N^{1/2}$ . We develop an influence function-based approach, which by modern semiparametric theory, is guaranteed to have no first-order bias with respect to estimated nuisance functions (Robins et al., 2008). In order to operationalize the approach, in the next section, we derive the efficient influence function (EIF) for  $\tau_0^*$  under the nonparametric model in which OREC is assumed for identification, but the model is otherwise unrestricted, and we then make use of the EIF to construct a semiparametric efficient  $N^{1/2}$ -consistent estimator.

## 4 A Semiparametric Efficient Estimator

### 4.1 Semiparametric Efficiency Bound

We present a main result of the paper, mainly the EIF for  $\tau_0^*$  under the OREC assumption.

**Theorem 4.1.** *Let  $\mathcal{M}_{OREC}$  be the collection of regular laws that satisfy Assumptions (A1)-(A5). Then, the following function  $IF^*$  is the semiparametric efficient influence function for  $\mathbb{E}\{\mathcal{G}(Y_1^{(0)}) \mid A = 1\}$  in model  $\mathcal{M}_{OREC}$ :*

$$IF^*(\mathbf{O}) = \frac{1}{\Pr(A = 1)} \begin{bmatrix} (1 - A)\beta_1^*(\mathbf{X})\alpha_1^*(Y_1, \mathbf{X})\{\mathcal{G}(Y_1) - \mu^*(\mathbf{X})\} \\ + A[\mu^*(\mathbf{X}) - \mathbb{E}\{\mathcal{G}(Y_1^{(0)}) \mid A = 1\}] \\ + (2A - 1)R^*(Y_0, A, \mathbf{X})\{\mathcal{G}(Y_0) - \mu^*(\mathbf{X})\} \end{bmatrix},$$

where  $R^*(y, a, \mathbf{x}) = g_1^*(y, 1 \mid \mathbf{x})/g_0^*(y, a \mid \mathbf{x})$  is the density ratio relating  $(Y_1^{(0)}, A = 1) \mid \mathbf{X}$  to  $(Y_0, A = a) \mid \mathbf{X}$ , and is equivalent to  $R^*(y, a, \mathbf{x}) = 0$  for  $(y, \mathbf{x}) \in \{\mathcal{S}_0(1) \cap \mathcal{S}_1(0)\}^c$  and

$$R^*(y, a, \mathbf{x}) = \beta_1^*(\mathbf{x}) \left\{ \frac{a}{\beta_0^*(\mathbf{x})} + (1 - a)\alpha_1^*(y, \mathbf{x}) \right\} \frac{f_1^*(y \mid 0, \mathbf{x})}{f_0^*(y \mid 0, \mathbf{x})} \text{ for } (y, \mathbf{x}) \in \mathcal{S}_0(1) \cap \mathcal{S}_1(0). \quad (3)$$

Consequently, the corresponding semiparametric efficiency bound for  $\mathbb{E}\{\mathcal{G}(Y_1^{(0)}) \mid A = 1\}$  is  $\text{Var}\{IF^*(\mathbf{O})\}$ .

The EIF consists of three terms, the first two can be interpreted as the EIF for the functional in a semiparametric model in which the generalized odds ratio function  $\alpha_1^*(Y_1, \mathbf{X})$  is completely known a priori (Robins et al., 2000), while the third term formally reflects uncertainty associated with the estimation of the odds ratio function. To the best of our knowledge, this result is entirely novel in the DiD literature. Interestingly, the density ratio  $R^*$  which appears in the third term of the EIF, is effectively a Randon-Nikodym derivative, corresponding to a change of counterfactual probability measure from the conditional law of  $(Y_0, A = a) \mid \mathbf{X}$  to that of  $(Y_1^{(0)}, A = 1) \mid \mathbf{X}$ , and consequently, this augmentation term can be viewed as a projection of the counterfactual post-treatment sample space  $(Y_1^{(0)}, A = 1, \mathbf{X})$  onto the sample space of the pre-treatment data  $(Y_0, A, \mathbf{X})$ . Technically speaking, this term is obtained by accounting for the fact that  $\alpha_1^*$  is unknown and must be estimated using outcome data at time zero upon leveraging the OREC assumption. Indeed,  $Y_0$  only enters the EIF through this last term; see Section A.5 for further details on the characterization of the information about the odds ratio function at time 1 in terms of the observed data distribution under OREC. The third term of the EIF is crucial to ensuring that the EIF-based estimator of  $\tau_0^*$  constructed in Section 4.2 admits a bias at most of second order.

A simple two-step approach to construct an estimator for  $\tau_0$  might proceed as follows. In the first step, one might evaluate all nuisance components of the EIF using standard nonparametric density estimators of the various densities which the EIF depends on (e.g. via standard kernel smoothing). In the second step, one might then obtain  $\hat{\tau}_0$  as a solution to a moment equation based on the estimated EIF obtained in the first step; see Section A.6 of the Supplementary Material for details. Unfortunately, this simple substitution estimator might be overly sensitive to density estimates appearing in denominators, potentially leading to unstable weights and corresponding estimator of the functional of interest. To address this issue, we propose an alternative more targeted approach in the next Section.

## 4.2 Proposed Estimator

In short, the proposed estimator is a type of cross-fitting estimator as proposed in Schick (1986) and more recently Chernozhukov et al. (2018). We implement cross-fitting in this paper as follows. We randomly split the observed data into non-overlapping folds, say  $\{\mathcal{I}_1, \dots, \mathcal{I}_K\}$ . For each  $k$ , we use all folds other than  $\mathcal{I}_k$ , i.e.  $\mathcal{I}_k^c$  and referred to as estimation sample, to estimate the nuisance

functions and evaluate the estimator of the target estimand over  $\mathcal{I}_k$ , referred to as evaluation fold, using the estimated nuisance functions based on the estimation sample  $\mathcal{I}_k^c$ . To make full use of the data, we then switch the roles of the two splits and aggregate the two estimators of the target estimand by simple averaging. In order to estimate the nuisance functions, in the estimation sample  $\mathcal{I}_k^c$ , we consider the following three steps. In the first step, we directly estimate the density ratio as a function, instead of estimating the densities separately, to reduce the risk of unstable density ratio estimates. Using the estimated density ratios, we obtain an estimate of  $\alpha_1^*$  which is considerably more stable than the plug-in method described in the previous Section, in the sense that our construction ensures that the incurred bias due to nuisance functions required to estimate this odds ratio function is guaranteed to be at most of second-order. In the second step, we estimate  $\beta_1^*$  and  $\mu^*$  by re-framing the task as a certain adversarial learning problem. Lastly, we evaluate these estimated nuisance functions over the evaluation fold and obtain our estimate of  $\tau_0^*$  based on the estimated EIF. The rest of the section provides details on the estimation procedure.

#### 4.2.1 Step 1: Estimation of the Odds Ratio

We use  $\mathcal{I}_k^c$  and  $\mathcal{I}_{ka}^c = \mathcal{I}_k^c \cap \{i \mid A_i = a\}$  ( $a = 0, 1$ ) to denote the estimation sample and its subset with  $A = a$ , respectively. Let  $h_{t|a}^*(y, \mathbf{x})$  be the density of  $(Y_t^{(0)}, \mathbf{X}) \mid A = a$ . Let  $r_0^*(y, \mathbf{x}) := h_{0|1}^*(y, \mathbf{x}) / \{C_0 h_{0|0}^*(y, \mathbf{x})\} = \{g_0^*(y, 1 \mid \mathbf{x}) \Pr(A = 0)\} / \{C_0 g_0^*(y, 0 \mid \mathbf{x}) \Pr(A = 1)\}$  for  $(y, \mathbf{x}) \in \mathcal{S}_0(0) \cap \mathcal{S}_0(1)$  be the density ratio that we need to estimate. Here  $C_0 := \Pr\{(Y_0, \mathbf{X}) \in \mathcal{S}_0(0) \mid A = 1\}$  is a normalizing constant and we have  $\mathbb{E}\{r_0^*(Y_0, \mathbf{X}) \mid A = 0\} = 1$ . There exist various approaches to directly estimate these density ratios, we present details on the Kullback-Leibler (KL) importance estimation procedure (Nguyen et al., 2007; Sugiyama et al., 2007), which we adopt, as implemented in `densratio` R package (Makiyama, 2019). The idea is to view  $r_0^*$  as the minimizer of the KL divergence from the normalized numerator density  $h_{0|1}^*(y, \mathbf{x})/C_0$  and that induced by the denominator and the density ratio, i.e.,  $h_{0|0}^*(y, \mathbf{x}) \cdot r_0^*(y, \mathbf{x})$ . Therefore, an estimator of  $r_0^*$ , say  $\hat{r}_0$ , can be obtained by solving the following constrained optimization problem:

$$\begin{aligned} \hat{r}_0 = \arg \max_{r_0 \in \mathcal{H}_{0X}} & \iint_{\mathcal{S}_0(0) \cap \mathcal{S}_0(1)} h_{0|1}^*(y, \mathbf{x}) \log \{r_0(y, \mathbf{x})\} d(y, \mathbf{x}) \\ \text{subject to} & \iint_{\mathcal{S}_0(0) \cap \mathcal{S}_0(1)} r_0(y, \mathbf{x}) h_{0|0}^*(y, \mathbf{x}) d(y, \mathbf{x}) = 1 . \end{aligned} \quad (4)$$

where  $\mathcal{H}_{0X}$  is a functional space over  $(Y_0, \mathbf{X})$  that is sufficiently rich to approximate any possible ground-truth for  $r_0^*$ ; we choose to work with a Reproducing Kernel Hilbert Space (RKHS) associated with a kernel  $\mathcal{K}$  as  $\mathcal{H}_{0X}$ . The restriction in (4) is motivated by  $\mathbb{E}\{r_0^*(Y_0, \mathbf{X}) \mid A = 0\} = 1$ . Then, we obtain an estimate  $\hat{r}_{0, \text{KL}}^{(-k)}$  that solves the empirical version of (4). In particular, we have  $\hat{r}_{0, \text{KL}}^{(-k)}(y, \mathbf{x}) = \sum_{j \in \mathcal{I}_{k1}^c} \hat{\gamma}_j^{(-k)} \cdot \mathcal{K}((y, \mathbf{x}), (y_j, \mathbf{x}_j))$  where the non-negative coefficients  $\hat{\gamma}^{(-k)} = \{\hat{\gamma}_j^{(-k)}\}_{j \in \mathcal{I}_{k1}^c}$  are obtained from

$$\hat{\gamma}^{(-k)} := \arg \max_{\gamma} \mathbb{P}_{\mathcal{I}_{k1}^c} \left\{ \log (K_{11}^{(-k)} \gamma) \right\} \text{ subject to } \mathbb{P}_{\mathcal{I}_{k0}^c} (K_{01}^{(-k)} \gamma) = 1, \gamma \geq 0. \quad (5)$$

where  $K_{aa'}^{(-k)} (a, a' = 0, 1)$  is the gram matrix of which  $(i, j)$ th entry is  $\mathcal{K}((y_i, \mathbf{x}_i), (y_j, \mathbf{x}_j))$  for  $i \in \mathcal{I}_{ka}^c$  and  $j \in \mathcal{I}_{ka'}^c$ . We use cross-validation to select required hyperparameters including the bandwidth parameter for the kernel  $\mathcal{K}$ . Using the estimated density ratio  $\hat{r}_{0, \text{KL}}^{(-k)}$ , we obtain the baseline odds of  $A$  at time 0 and the odds ratio estimate as  $\hat{\beta}_0^{(-k)}(\mathbf{x}) = \hat{C}_0^{(-k)} \hat{r}_{0, \text{KL}}^{(-k)}(0, \mathbf{x}) \mathbb{P}_{\mathcal{I}_k^c}(A) / \mathbb{P}_{\mathcal{I}_k^c}(1 - A)$  and  $\hat{\alpha}_1^{(-k)}(y, \mathbf{x}) = \hat{r}_{0, \text{KL}}^{(-k)}(y, \mathbf{x}) / \hat{r}_{0, \text{KL}}^{(-k)}(0, \mathbf{x})$ , respectively. Here,  $\hat{C}_0^{(-k)}$  is an estimate of  $C_0$ , which can be obtained by taking the proportion of the treated observations at time 0 that are included in  $\mathcal{S}_0(0)$ ; i.e.,  $\hat{C}_0^{(-k)} = \mathbb{P}_{\mathcal{I}_k^c}[\mathbb{1}\{(Y_0, \mathbf{X}) \in \mathcal{S}_0(0)\} \mid A = 1]$ ; if  $\mathcal{S}_0(1) \subseteq \mathcal{S}_0(0)$ ,  $C_0 = 1$  by definition. Based on a similar estimation strategy, we obtain an estimate of  $r_1^*(y, \mathbf{x}) = h_{1|0}^*(y, \mathbf{x}) / h_{0|0}^*(y, \mathbf{x}) = f_1^*(y \mid 0, \mathbf{x}) / f_0^*(y \mid 0, \mathbf{x})$ , denoted by  $\hat{r}_{1, \text{KL}}^{(-k)}$ . In this case, the normalizing constant is 1 because  $\mathcal{S}_1(0) \subseteq \mathcal{S}_0(0)$  from Assumption (A4). We provide alternative estimation strategies in Section A.7 of the Supplementary Material.

#### 4.2.2 Step 2: Estimation of $\beta_1^*$ and $\mu^*$

To estimate counterfactual quantities  $\beta_1^*$  and  $\mu^*$ , we adopt a recently developed adversarial estimation framework (Dikkala et al., 2020; Chernozhukov et al., 2021; Ghassami et al., 2022). The idea is to represent the EIF as a function of  $(\beta_1, \mu)$  where all other nuisance functions are evaluated using estimators obtained in the previous step. In particular, given estimated nuisance components, the density ratio  $R^*$  can be represented as a function of  $\beta_1$  based on (3):

$$R(y, a, \mathbf{x}; \hat{\alpha}_1^{(-k)}, \hat{r}_1^{(-k)}, \hat{\beta}_0^{(-k)}, \beta_1) = \beta_1(\mathbf{x}) \left\{ \frac{a}{\hat{\beta}_0^{(-k)}(\mathbf{x})} + (1 - a) \hat{\alpha}_1^{(-k)}(y, \mathbf{x}) \right\} \hat{r}_1^{(-k)}(y, \mathbf{x}), \quad (6)$$

where  $\hat{r}_t^{(-k)} := \hat{r}_{t, \text{KL}}^{(-k)}$  ( $t = 0, 1$ ). Therefore, given density ratio estimates, the EIF at  $(\beta_1, \mu)$  with estimated odds ratio  $\hat{\alpha}_1^{(-k)}$  can be written

$$\begin{aligned} \text{IF}^*(\mathbf{O}; \beta_1, \mu) &= \left[ \left\{ \beta_1(\mathbf{X})\mu(\mathbf{X})\hat{\zeta}_1^{(-k)}(\mathbf{O}) + \beta_1(\mathbf{X})\hat{\zeta}_2^{(-k)}(\mathbf{O}) + A\mu(\mathbf{X}) \right\} - A\tau_0^* \right] / \Pr(A = 1) , \\ \hat{\zeta}_1^{(-k)}(\mathbf{O}) &= -(1 - A)\hat{\alpha}_1^{(-k)}(Y_1, \mathbf{X}) - \left[ A\{\hat{\beta}_0^{(-k)}(\mathbf{X})\}^{-1} - (1 - A)\hat{\alpha}_1^{(-k)}(Y_1, \mathbf{X}) \right] \hat{r}_1^{(-k)}(Y_1, \mathbf{X}) , \\ \hat{\zeta}_2^{(-k)}(\mathbf{O}) &= Y_1(1 - A)\hat{\alpha}_1^{(-k)}(Y_1, \mathbf{X}) + Y_0 \left[ A\{\hat{\beta}_0^{(-k)}(\mathbf{X})\}^{-1} - (1 - A)\hat{\alpha}_1^{(-k)}(Y_1, \mathbf{X}) \right] \hat{r}_1^{(-k)}(Y_1, \mathbf{X}) . \end{aligned}$$

The above expression is of the form of influence functions considered in Ghassami et al. (2022), and consequently, we apply their proposed estimation strategy. In particular, estimators of  $\beta_1^*$  and  $\mu^*$  are obtained as the solutions to the following regularized minimax optimization problem:

$$\begin{aligned} \hat{\beta}_1^{(-k)} &= \arg \min_{\beta_1 \in \mathcal{H}_X} \left[ \max_{\mu \in \mathcal{H}_X} \left[ \mathbb{P}_{\mathcal{I}_k^c} [\mu(\mathbf{X}) \{A + \hat{\zeta}_1^{(-k)}(\mathbf{O})\beta_1(\mathbf{X})\} - \mu^2(\mathbf{X})] - \lambda_{\beta, \mu} \|\mu\|_{\mathcal{H}_X}^2 \right] + \lambda_{\beta, \beta} \|\beta_1\|_{\mathcal{H}_X}^2 \right] , \\ \hat{\mu}^{(-k)} &= \arg \min_{\mu \in \mathcal{H}_X} \left[ \max_{\beta_1 \in \mathcal{H}_X} \left[ \mathbb{P}_{\mathcal{I}_k^c} [\beta_1(\mathbf{X}) \{\hat{\zeta}_1^{(-k)}(\mathbf{O})\mu(\mathbf{X}) + \hat{\zeta}_2^{(-k)}(\mathbf{O})\} - \beta_1^2(\mathbf{X})] - \lambda_{\mu, \beta} \|\beta_1\|_{\mathcal{H}_X}^2 \right] + \lambda_{\mu, \mu} \|\mu\|_{\mathcal{H}_X}^2 \right] . \end{aligned} \quad (7)$$

Here,  $\mathcal{H}_X$  is a RKHS defined over the support of  $\mathbf{X}$  with a kernel  $\mathcal{K}$  and a norm  $\|\cdot\|_{\mathcal{H}_X}$ , and  $\lambda$ s are regularization parameters. Once minimax estimators are obtained, we also compute  $\hat{R}^{(-k)}$  from (6) by plugging in  $\hat{\beta}_1^{(-k)}$ , i.e.,  $\hat{R}^{(-k)}(y, a, \mathbf{x}) := R(y, a, \mathbf{x}; \hat{\alpha}_1^{(-k)}, \hat{r}_1^{(-k)}, \hat{\beta}_0^{(-k)}, \hat{\beta}_1^{(-k)})$ .

Lastly, because  $\beta_1^*$  is a ratio of densities, it may vary widely, in which case, the proposed minimax estimation strategy via (7) can still perform sub-optimally, producing negative estimates or estimates that are significantly smaller than the truth. In Section A.8 of the Supplementary Material, we present a practical approach to regularize the minimax estimator  $\hat{\beta}_1^{(-k)}$  whenever ill-behaved; the approach improves its performance significantly as demonstrated in wide-ranging simulations.

#### 4.2.3 Step 3: Calculate the ATT Estimate

In the previous steps, we described our proposed approach for computing  $\hat{\alpha}_1^{(-k)}$ ,  $\hat{\beta}_1^{(-k)}$ ,  $\hat{\mu}^{(-k)}$ , and  $\hat{R}^{(-k)}$ . For each  $k = 1, \dots, K$ , next we propose to use the evaluation fold  $\mathcal{I}_k$  to estimate  $\tau_0^*$ , which

we average to obtain the final estimator  $\hat{\tau}_0 = K^{-1} \sum_{k=1}^K \hat{\tau}_0^{(k)}$  where

$$\hat{\tau}_0^{(k)} = \left\{ \mathbb{P}(A) \right\}^{-1} \mathbb{P}_{\mathcal{I}_k} \left[ \begin{array}{l} \hat{\beta}_1^{(-k)}(\mathbf{X}) \hat{\alpha}_1^{(-k)}(Y_1, \mathbf{X}) (1-A) \{Y_1 - \hat{\mu}^{(-k)}(\mathbf{X})\} + A \hat{\mu}^{(-k)}(\mathbf{X}) \\ + (2A-1) \hat{R}^{(-k)}(Y_0, A, \mathbf{X}) \{Y_0 - \hat{\mu}^{(-k)}(\mathbf{X})\} \end{array} \right]. \quad (8)$$

Lastly, we estimate the ATT with  $\hat{\tau} = \mathbb{P}(AY_1)/\mathbb{P}(A) - \hat{\tau}_0$ .

For binary and polytomous outcomes, several simplifications occur in the steps outlined above due to the discrete nature of the outcome; see Section A.9 of the Supplementary Material for details.

### 4.3 Statistical Properties of the Estimator

To better describe statistical properties of our proposed estimator, let  $(\hat{\alpha}_1^{(-k)}(y, \mathbf{x}), \hat{\beta}_0^{(-k)}(\mathbf{x}), \hat{f}_0^{(-k)}(y | 0, \mathbf{x}), \hat{\beta}_1^{(-k)}(\mathbf{x}), \hat{f}_1^{(-k)}(y | 0, \mathbf{x}))$  denote estimators of  $(\alpha_1^*(y, \mathbf{x}), \beta_0^*(\mathbf{x}), f_0^*(y | 0, \mathbf{x}), \beta_1^*(\mathbf{x}), f_1^*(y | 0, \mathbf{x}))$ , respectively, obtained by reparametrizing estimators  $(\hat{\alpha}_1^{(-k)}(y, \mathbf{x}), \hat{\beta}_1^{(-k)}(\mathbf{x}), \hat{\mu}^{(-k)}(\mathbf{x}), \hat{R}^{(-k)}(y, 1, \mathbf{x}), \hat{R}^{(-k)}(y, 0, \mathbf{x}))$  via relationships (2) and (3). For a function  $\xi(y, \mathbf{x})$ , let  $\|\xi\|_{P,2}^2 = \|\xi(Y_1, \mathbf{X})\|_{P,2}^2$  denote the  $L_2(P)$ -norm with respect to the conditional distribution  $(Y_1, \mathbf{X}) | (A = 0)$ . Let  $r_{\alpha,N}^{(-k)} = \|\hat{\alpha}_1^{(-k)} - \alpha_1^*\|_{P,2}$ ,  $r_{\beta_t,N}^{(-k)} = \|\hat{\beta}_t^{(-k)} - \beta_t^*\|_{P,2}$ , and  $r_{f_t,N}^{(-k)} = \|\hat{f}_t^{(-k)} - f_t^*\|_{P,2}$  for  $t = 0, 1$  and  $k = 1, \dots, K$ . Suppose the following conditions hold for the estimated nuisance functions for all  $k = 1, \dots, K$ .

(A6) (*Boundedness*) The four supports  $\mathcal{S}_t(a)$  ( $a, t = 0, 1$ ) are compact subsets of  $\mathbb{R} \otimes \mathcal{X}$ . The support of  $\hat{f}_1(y | 0, \mathbf{x})$  has the same support as  $f_1^*(y | \mathbf{x})$ , i.e.,  $\{(y, \mathbf{x}) | \hat{f}_1(y | 0, \mathbf{x}) > 0\} = \mathcal{S}_1(0)$ . Lastly, the following conditions are satisfied for a constant  $c \in (0, \infty)$ :

1. For all  $(y, \mathbf{x}) \in \mathcal{S}_t(a)$  and  $t = 0, 1$ ,  $g_t^*(y, a | \mathbf{x})$ ,  $\hat{f}_t^{(-k)}(y | 0, \mathbf{x})$ , and  $\hat{\beta}_t(\mathbf{x})^{(-k)}$  are uniformly bounded in  $[c^{-1}, c]$ .
2. For all  $(y, \mathbf{x}) \in \mathcal{S}_0(0)$ ,  $\hat{\alpha}_1(y, \mathbf{x}) \in [0, c]$ .

(A7) (*Consistent Estimation*)  $r_{\alpha,N}^{(-k)}, r_{\beta_0,N}^{(-k)}, r_{f_0,N}^{(-k)}, r_{\beta_1,N}^{(-k)}$ , and  $r_{f_1,N}^{(-k)}$  are  $o_P(1)$ .

(A8) (*Pre-treatment Cross-product Rates*)  $r_{\alpha,N}^{(-k)} \cdot r_{\beta_0,N}^{(-k)}, r_{\alpha,N}^{(-k)} \cdot r_{f_0,N}^{(-k)}$ , and  $r_{\beta_0,N}^{(-k)} \cdot r_{f_0,N}^{(-k)}$  are  $o_P(N^{-1/2})$ .

(A9) (*Post-treatment Cross-product Rates*)  $r_{\alpha,N}^{(-k)} \cdot r_{\beta_1,N}^{(-k)}, r_{\alpha,N}^{(-k)} \cdot r_{f_1,N}^{(-k)}$ , and  $r_{\beta_1,N}^{(-k)} \cdot r_{f_1,N}^{(-k)}$  are  $o_P(N^{-1/2})$ .

Assumptions (A6) states that true and estimated nuisance functions are uniformly bounded, and the condition guarantees their ratios are well-behaved. Assumption (A7) states that the estimated

nuisance functions converge to their true functions as the sample size increases. Assumption (A8) states that the cross-product rates of pre-treatment nuisance function estimates are  $o_P(N^{-1/2})$ . Importantly, if any two of the three nuisance functions, say  $r_{\alpha,N}^{(-k)}$  and  $r_{\beta_0,N}^{(-k)}$ , are estimated with sufficiently fast rates, the other nuisance component, say  $r_{f_0,N}^{(-k)}$ , may converge at substantially slower rates provided that the cross-products remain  $o_P(N^{-1/2})$ . This is an instance of the mixed-bias property described by Rotnitzky et al. (2020). Assumption (A9) imposes similar conditions on post-treatment nuisance function estimates. We remark that, because the odds ratio function  $\alpha_1^*$  is both a pre-treatment and a post-treatment nuisance function under the OREC assumption (A5),  $r_{\alpha,N}^{(-k)}$  appears twice in Assumptions (A8) and (A9). Conditions (A7)-(A9) are satisfied if all nuisance functions are estimated with  $o_P(N^{-1/4})$  rate, and this condition can be achieved by carefully designed estimation strategies under additional regularity conditions on the nuisance components (e.g., smoothness, dimensionality of covariates). For instance, the KL divergence-based density ratio estimators  $\hat{r}_{0,KL}^{(-k)}$  and  $\hat{r}_{1,KL}^{(-k)}$  can achieve  $o_P(N^{-1/4})$  convergence rate; see Sugiyama et al. (2008) for details. The minimax-based estimators  $\hat{\beta}_1^{(-k)}$  and the  $\hat{\mu}^{(-k)}$  can likewise attain convergence rates of order  $o_P(N^{-1/4})$  under appropriate conditions; see Dikkala et al. (2020) and Ghassami et al. (2022) for details.

Theorem 4.2 establishes the asymptotic property of the proposed semiparametric efficient estimator of  $\tau_0^*$ .

**Theorem 4.2.** *Suppose Assumptions (A1)-(A9) hold. Then, the estimator in (8) is asymptotically normal as  $\sqrt{N}(\hat{\tau}_0 - \tau_0^*) \xrightarrow{D} N(0, \sigma_0^2)$  where the variance  $\sigma_0^2$  is equal to the semiparametric efficiency bound for  $\tau_0^*$  under model  $\mathcal{M}_{OREC}$  defined in Theorem 4.1, i.e.,  $\sigma_0^2 = \text{Var}\{IF^*(\mathbf{O})\}$ . Additionally, a consistent estimator of  $\sigma_0^2$  is given by*

$$\hat{\sigma}_0^2 = \frac{1}{K} \sum_{k=1}^K \mathbb{P}_{\mathcal{I}_k} \left[ \left\{ \frac{\hat{\psi}_0^{(-k)} - A\hat{\tau}_0}{\mathbb{P}(A)} \right\}^2 \right], \quad \hat{\psi}_0^{(-k)} = \begin{bmatrix} \hat{\beta}_1^{(-k)}(\mathbf{X})\hat{\alpha}_1^{(-k)}(Y_1, \mathbf{X})(1-A)\{Y_1 - \hat{\mu}^{(-k)}(\mathbf{X})\} \\ + A\hat{\mu}^{(-k)}(\mathbf{X}) \\ + (2A-1)\hat{R}^{(-k)}(Y_0, A, \mathbf{X})\{Y_0 - \hat{\mu}^{(-k)}(\mathbf{X})\} \end{bmatrix}.$$

The proposed estimator is consistent and asymptotically normal provided that at least two out of the three nuisance components for each time period are estimated at a sufficiently fast rate, although potentially considerably slower than  $N^{1/2}$ -parametric rate. The result, therefore, implies that our proposed estimator in fact has the mixed bias property discussed above. Consequently,

as stated in the Corollary below, the ATT estimator  $\hat{\tau} = \mathbb{P}(AY_1)/\mathbb{P}(A) - \hat{\tau}_0$  is also consistent and asymptotically normal.

**Corollary 4.3.** *Suppose Assumptions (A1)-(A9) hold. Then, the estimator  $\hat{\tau}$  is asymptotically normal as  $\sqrt{N}(\hat{\tau} - \tau^*) \xrightarrow{D} N(0, \sigma^2)$  where the variance  $\sigma^2$  and a corresponding consistent estimator  $\hat{\sigma}^2$  are given by*

$$\sigma^2 = \mathbb{E} \left[ \frac{A \{Y_1 - \mathbb{E}(Y_1 | A = 1)\}}{\Pr(A = 1)} - IF^*(\mathbf{O}) \right], \quad \hat{\sigma}^2 = \frac{1}{K} \sum_{k=1}^K \mathbb{P}_{\mathcal{I}_k} \left[ \left\{ \frac{AY_1 - \hat{\psi}_0 - A\hat{\tau}}{\mathbb{P}(A)} \right\}^2 \right].$$

Using the variance estimator  $\hat{\sigma}^2$ , valid  $100(1 - \alpha)\%$  confidence intervals for  $\tau^*$ , are given by  $(\hat{\tau} + z_{\alpha/2}\hat{\sigma}/\sqrt{N}, \hat{\tau} + z_{1-\alpha/2}\hat{\sigma}/\sqrt{N})$  where  $z_\alpha$  is the  $100\alpha$ -th percentile of the standard normal distribution. Alternatively, one can estimate standard errors and construct confidence intervals using the multiplier bootstrap; see Section A.10 of the Supplementary Material for details.

## 5 Extension to General Causal Estimands

As an extension, we consider general causal estimands that include both the ATT discussed above as well as nonlinear causal estimands such as quantile causal effects on the treated. To formalize the framework, let  $\theta^*$  denote the estimand of interest, defined as the solution to a counterfactual population moment equation  $\mathbb{E}\{\Omega(Y_1^{(0)}, \mathbf{X}; \theta) | A = 1\}$ . Two concrete examples are:

(Example 1: *Counterfactual Mean*) In this case,  $\Omega(Y_1^{(0)}, \mathbf{X}; \theta) = Y_1^{(0)} - \theta$ . The solution is  $\theta^* = \tau_0^*$ , the counterfactual mean considered in the previous sections.

(Example 2: *Counterfactual Quantile*) Suppose  $Y_1^{(0)}$  is continuous. In this case,  $\Omega(Y_1^{(0)}, \mathbf{X}; \theta) = \mathbb{1}\{Y_1^{(0)} \leq \theta\} - q$  for a user-specified value for  $q \in (0, 1)$  of interest. The corresponding solution defines the  $q$ th quantile for the treatment-free counterfactual distribution in the treated,  $Y_1^{(0)} | A = 1$ , i.e.,  $\theta^* = \tau_{0,q}^*$  satisfies  $\Pr\{Y_1^{(0)} \leq \tau_{0,q}^* | A = 1\} = q$ .

The following theorem offers a generalization of Theorem 4.1, and provides the EIF for  $\theta^*$ ;

**Theorem 5.1.** *Suppose Assumptions (A1)-(A5) and regularity conditions in Section A.12 of the Supplementary Material hold. Then, the semiparametric efficient influence function for  $\theta^*$  in*

$\mathcal{M}_{OREC}$  is  $IF^*(\mathbf{O}; \boldsymbol{\theta}^*) = -\{V_{Eff}^*(\boldsymbol{\theta}^*)\}^{-1} \Omega_{Eff}^*(\mathbf{O}; \boldsymbol{\theta}^*)$  where

$$\begin{aligned} \Omega_{Eff}^*(\mathbf{O}; \boldsymbol{\theta}) &= \begin{bmatrix} (1-A)\beta_1^*(\mathbf{X})\alpha_1^*(Y_1, \mathbf{X})\{\Omega(Y_1, \mathbf{X}; \boldsymbol{\theta}) - \mu_\Omega^*(\mathbf{X}; \boldsymbol{\theta})\} + A\mu_\Omega^*(\mathbf{X}; \boldsymbol{\theta}) \\ +(2A-1)R^*(Y_0, A, \mathbf{X})\{\Omega(Y_0, \mathbf{X}; \boldsymbol{\theta}) - \mu_\Omega^*(\mathbf{X}; \boldsymbol{\theta})\} \end{bmatrix}, \quad (9) \\ \mu_\Omega^*(\mathbf{X}; \boldsymbol{\theta}) &= \frac{\mathbb{E}\{\Omega(Y_1, \mathbf{X}; \boldsymbol{\theta})\alpha_1^*(Y_1, \mathbf{X}) \mid A=0, \mathbf{X}\}}{\mathbb{E}\{\alpha_1^*(Y_1, \mathbf{X}) \mid A=0, \mathbf{X}\}}, \quad V_{Eff}^*(\boldsymbol{\theta}) = \frac{\partial \mathbb{E}\{\Omega_{Eff}^*(\mathbf{O}; \boldsymbol{\theta})\}}{\partial \boldsymbol{\theta}^\top}. \end{aligned}$$

Consequently, the semiparametric efficiency bound for  $\boldsymbol{\theta}^*$  is  $\mathbb{E}\{IF^*(\mathbf{O}; \boldsymbol{\theta}^*)\}$ .

In the previous two examples, applying Theorem 5.1 yields:

(Example 1: *Counterfactual Mean*) Straightforward algebra confirms that  $\mu_\Omega^*(\mathbf{X}; \boldsymbol{\theta}) = \mu^*(\mathbf{X}) - \theta$  and  $V_{Eff}^*(\boldsymbol{\theta}) = -\Pr(A=1)$ . Therefore, we recover the EIF of Theorem 4.1.

(Example 2: *Counterfactual Quantile*) From some algebra, we find  $\mu_\Omega^*(\mathbf{X}; \boldsymbol{\theta}) = F_1^*(\theta \mid 1, \mathbf{X}) - q$  and  $V_{Eff}^*(\boldsymbol{\theta}) = \Pr(A=1)\partial \mathbb{E}\{Y_1^{(0)} \leq \theta \mid A=1\}/\partial \theta = \Pr(A=1)f_{1|A}^*(\theta \mid 1)$  where  $F_1^*(y \mid 1, \mathbf{x})$  is the conditional cumulative function of  $Y_1^{(0)} \mid A=1, \mathbf{X}$  and  $f_{1|A}^*(y \mid 1)$  is the conditional density of  $Y_1^{(0)} \mid A=1$ . Therefore, the EIF of  $\tau_{0,q}^*$  is

$$\begin{aligned} IF^*(\mathbf{O}; \tau_{0,q}^*) &= -\frac{1}{\Pr(A=1)f_{1|A}^*(\tau_{0,q}^* \mid 1)} \begin{bmatrix} (1-A)\beta_1^*(\mathbf{X})\alpha_1^*(Y_1, \mathbf{X})\{\mathbb{1}(Y_1 \leq \tau_{0,q}^*) - F_1^*(\tau_{0,q}^* \mid 1, \mathbf{X})\} \\ + A\{F_1^*(\tau_{0,q}^* \mid 1, \mathbf{X}) - q\} \\ +(2A-1)R^*(Y_0, A, \mathbf{X})\{\mathbb{1}(Y_0 \leq \tau_{0,q}^*) - F_1^*(\tau_{0,q}^* \mid 1, \mathbf{X})\} \end{bmatrix}. \quad (10) \end{aligned}$$

Next, we consider estimation of  $\boldsymbol{\theta}^*$  using the EIF as a moment equation where all nuisance parameters are estimated. Let us consider the following cross-fitting estimator  $\widehat{\boldsymbol{\theta}}^{(k)}$  that (asymptotically) solves the estimating equation  $\mathbb{P}_{\mathcal{I}_k}\{\widehat{\Omega}_{Eff}^{(-k)}(\mathbf{O}; \widehat{\boldsymbol{\theta}}^{(k)})\} = r_N$  where  $r_N$  is  $o_P(N^{-1/2})$  and  $\widehat{\Omega}_{Eff}^{(-k)}$  is the efficient moment equation (9) using estimated nuisance functions. Then, the aggregated cross-fitting estimator across  $K$ -folds, i.e.,  $\widehat{\boldsymbol{\theta}} = K^{-1} \sum_{k=1}^K \widehat{\boldsymbol{\theta}}^{(k)}$  is a semiparametric efficient estimator for  $\boldsymbol{\theta}^*$  under additional conditions; Theorem 5.2 states the result.

**Theorem 5.2.** Suppose Assumptions (A1)-(A9) and regularity conditions in Section A.12 of the Supplementary Material hold. Then, the aggregated cross-fitting estimator  $\widehat{\boldsymbol{\theta}}$  is asymptotically normal as  $\sqrt{N}(\widehat{\boldsymbol{\theta}} - \boldsymbol{\theta}^*) \xrightarrow{D} N(\mathbf{0}, \Sigma)$  where the variance matrix  $\Sigma$  is equal to the semiparametric efficiency bound under model  $\mathcal{M}_{OREC}$ , i.e.,  $\Sigma = \text{Var}\{IF^*(\mathbf{O}; \boldsymbol{\theta}^*)\}$ .

A consistent variance estimator  $\widehat{\Sigma}$  is given in Section A.12 of the Supplementary Material.

It may be challenging to find a solution to the estimating equation based on the EIF  $\Omega_{\text{Eff}}$  due to its complex form. For example, the EIFs of the counterfactual quantile in (10) are non-linear and non-smooth functions of the target parameter, indicating that the solution may not be easily obtained. In this case, we recommend a one-step estimator which updates a preliminary consistent estimator  $\tilde{\boldsymbol{\theta}}^{(k)}$ , obtained by solving an inefficient but simpler moment equation. Such a simpler consistent estimator may be obtained by solving an inverse probability moment equation obtained from equation (10) by setting  $F_1^*$  and  $R^*$  to zero. Then, the one-step estimator  $\widehat{\boldsymbol{\theta}}^{(k)}$  is given by  $\widehat{\boldsymbol{\theta}}^{(k)} = \tilde{\boldsymbol{\theta}}^{(k)} - \{\widehat{V}_{\text{Eff}}^{(-k)}(\tilde{\boldsymbol{\theta}}^{(k)})\}^{-1} \mathbb{P}_{\mathcal{I}_k}\{\Omega_{\text{Eff}}^{(-k)}(\mathbf{O}, \tilde{\boldsymbol{\theta}}^{(k)})\}$  where  $\widehat{V}_{\text{Eff}}^{(-k)}(\tilde{\boldsymbol{\theta}}^{(k)})$  is an estimate of the Jacobian matrix of  $\Omega_{\text{Eff}}$  evaluated at  $\tilde{\boldsymbol{\theta}}^{(k)}$ ; see Section A.12 of the Supplementary Material for details.

Additionally, the UDiD framework naturally extends to settings where one aims to identify and make inferences about functionals of an outcome that is missing not at random in longitudinal settings; see Section A.13 of the Supplementary Material for details.

## 6 Simulation

In this section, we conduct a simulation study to investigate the finite sample performance of the proposed methods estimator. First, we consider a continuous outcome setting under the following data generating process. We consider a setting with three observed confounding factors  $\mathbf{X} = (X_1, X_2, X_3)$  where each component is independent standard normal. We generate the treatment indicator  $A$  from  $\text{Ber}(\text{expit}\{(X_1 + X_2 + X_3)/4\})$  where  $\text{expit}(v) = \{1 + \exp(-v)\}^{-1}$ , and we generate the potential outcomes from the following models:

$$\begin{aligned} Y_0^{(0)} \mid (A, \mathbf{X}) &\sim N(3 + 4(0.1 + 0.1X_1)A + 0.2(X_1 + X_2), 4) , & Y_0^{(1)} &= Y_0^{(0)} , \\ Y_1^{(a)} \mid (A, \mathbf{X}) &\sim N(3.5 + 0.5a + (0.1 + 0.1X_1)A - 0.2(X_1 + X_2), 1) , & a &= 0, 1 . \end{aligned}$$

Note that the potential outcomes are not conditionally independent of the treatment given covariates, indicating that the conditional ignorability condition is violated. Additionally, the OREC assumption is satisfied with the odds ratio  $\alpha_1^*(y, \mathbf{x}) = \exp\{y(x_1 + 0.1)\}$ , whereas the PT assumption

is violated. The true ATT is 0.5.

We explored moderate to large sample sizes  $N$  taking values in  $\{500, 750, 1000, 1250, 1500\}$ . Using the simulated data, we computed the proposed ATT estimator based on the procedure outlined in Section 4.2, denoted by  $\hat{\tau}_{\text{OREC}}$ . As competing estimator, we considered the estimator developed in Sant’Anna and Zhao (2020) and Callaway and Sant’Anna (2021) under the PT assumption, which is implemented in the `did` R package (Callaway and Sant’Anna, 2021), which is denoted by  $\hat{\tau}_{\text{PT}}$ . We evaluated the performance of each estimator based on 250 repetitions for each value of  $N$ . We also consider the binary outcome case where the OREC assumption is satisfied whereas the PT assumption is violated; see Section A.14 of the Supplementary Material for details of the data generating process.

The top panel of Figure 6.1 visually summarizes the results. In terms of bias, for both outcome types, we visually find that the proposed estimator  $\hat{\tau}_{\text{OREC}}$  yields negligible biases across all  $N$  whereas the estimator developed under the PT assumption  $\hat{\tau}_{\text{PT}}$  is biased, which is expected due to the simulation setup. The bottom panel of Figure 6.1 provides numerical summaries of our estimator  $\hat{\tau}_{\text{OREC}}$ . As  $N$  increases, all three standard errors of  $\hat{\tau}_{\text{OREC}}$  decrease, and their values are similar to each other. Lastly, we find that empirical coverage from both 95% confidence intervals based on the asymptotic standard error and multiplier bootstrap is close to the nominal coverage. Based on these simulation results, the performance of the proposed estimator  $\hat{\tau}_{\text{OREC}}$  was found to align with the asymptotic properties established in Section 4.3.

In some additional simulations not reported, we found that in a setting where both the OREC and PT assumptions hold,  $\hat{\tau}_{\text{OREC}}$  and  $\hat{\tau}_{\text{PT}}$  generally perform well, both are consistent and asymptotically normal, and neither estimator appears to clearly dominate in terms of efficiency.

## 7 Applications

We apply our methodology to two real-world applications, one with a continuous outcome and the other with a binary outcome. In this paper, we only present the analysis results of the former application, but those of the latter application are provided in Section A.15. As our first real-world application, we revisit the data analyzed in Callaway and Sant’Anna (2021). Specifically, the data contain sociodemographic characteristics of more than 2284 counties in 29 states in the midwest,

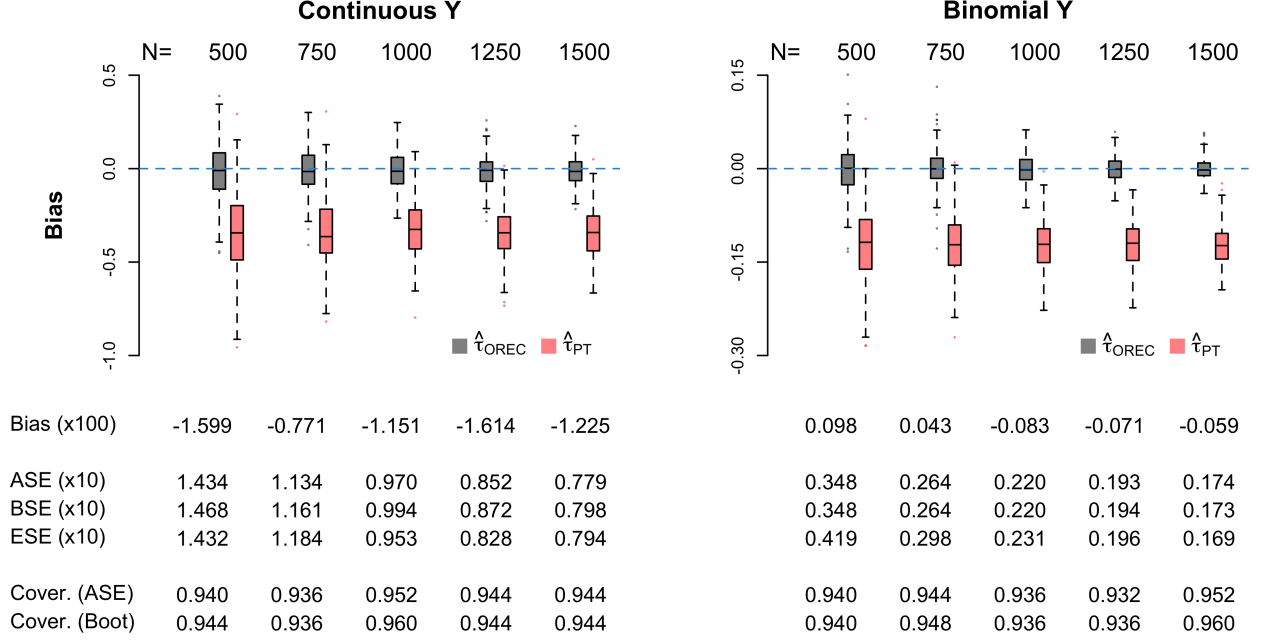


Figure 6.1: A Graphical Summary of the Simulation Results. The left and right panels show results for continuous and binomial outcomes, respectively. In the top panel, each column gives boxplots of the biases of the proposed estimator  $\hat{\tau}_{OREC}$  and the competing estimator  $\hat{\tau}_{PT}$  for  $N = 500, 750, 100, 1250, 1500$ , respectively. The bottom panel provides numerical summaries informing the performance of  $\hat{\tau}_{OREC}$ . Each row corresponds to the empirical bias, asymptotic standard error (ASE), bootstrap standard error (BSE), empirical standard error (ESE), empirical coverage of 95% confidence intervals based on the ASE, and bootstrap quantiles. The bias and standard errors are scaled by factors of 100 and 10, respectively.

south, and west census regions of the United States between 2001 and 2007 in which the federal minimum wage was fixed at \$5.15 per hour. We define the years 2001 and 2007 as  $t = 0$  and  $t = 1$ , respectively. Among 29 states, 16 states increased their minimum wage over the studied period while the other 13 states retained their minimum wage; we consider counties in the former and latter states as the treated and control groups, respectively.

Using the data, we study the effect of minimum wage policy on the outcome in 2007, which is the log of teen employment in a county. As pre-treatment covariates, we include the following county-level characteristics: log of population, log of median income, the proportion of white people, the proportion of high school graduates, poverty rate, and indicators on whether a county belongs to south or west census regions. Similar to the simulation study, we compare two estimators  $\hat{\tau}_{OREC}$  and  $\hat{\tau}_{PT}$ . For  $\hat{\tau}_{OREC}$ , we use the median adjustment by repeating cross-fitting 25 times; see Section A.11 for details. For  $\hat{\tau}_{PT}$ , we use the original covariate and the squares of the continuous covariate.

We empirically checked the overlap assumption (A3) for the identifiable conditional densities, and we found no strong evidence that the assumption is violated. In Section A.15 of the Supplementary Material, we provide further details on covariates and plausibility checks of the overlap condition (A3).

Table 7.1 summarizes the results based on the two estimators  $\hat{\tau}_{\text{OREC}}$  and  $\hat{\tau}_{\text{PT}}$ . In particular, the first two rows show estimates of the overall ATT, i.e.,  $\mathbb{E}\{Y_1^{(1)} - Y_1^{(0)} \mid A = 1\}$ , where covariates are excluded and included in the analyses, respectively. Without covariates, two estimates yield comparable results in that minimum wage policy reduces teen employment, and the estimates are significant at the 5% level. With covariates,  $\hat{\tau}_{\text{OREC}}$  yields a similar result with a slightly larger standard error, but  $\hat{\tau}_{\text{PT}}$  loses statistical significance with a smaller negative effect estimate. The findings are consistent with findings in labor economics, where minimum wage increases generally lead to decreases in teen employment (Brown et al., 1982; Neumark and Shupe, 2019).

We also study the census region-level ATTs, i.e.,  $\mathbb{E}\{Y_1^{(1)} - Y_1^{(0)} \mid A = 1, \text{census region}=z\}$  for  $z \in \{\text{south, west, midwest}\}$ . The two estimators produce slightly different results, particularly in the south census region. In particular,  $\hat{\tau}_{\text{PT}}$  is significant at 5% level, indicating that minimum wage policies increase teen employment. On the other hand, even though  $\hat{\tau}_{\text{OREC}}$  is also positive, there is not enough statistical evidence to conclude that minimum wage policies increase teen employment. For the other two census regions, both estimators support the labor economics literature’s finding that minimum wage policies reduce teen employment.

Region (Size, number of treated units)	Use $\mathbf{X}$	$\hat{\tau}_{\text{OREC}}$			$\hat{\tau}_{\text{PT}}$		
		Est.	SE	95% CI	Est.	SE	95% CI
Overall (2284 , 907)	No	-5.20	1.40	(-7.96 , -2.45)	-5.37	1.10	(-7.53 , -3.20)
	Yes	-4.31	1.64	(-7.53 , -1.09)	-1.99	1.09	(-4.13 , 0.16)
South (1058 , 242)	Yes	3.45	1.88	(-0.24 , 7.14)	6.26	1.75	(2.84 , 9.69)
West (225 , 126)	Yes	-12.27	4.91	(-21.89 , -2.65)	-15.18	6.72	(-28.34 , -2.02)
Midwest (1001 , 539)	Yes	-5.93	2.50	(-10.83 , -1.04)	-3.50	1.64	(-6.70 , -0.29)

Table 7.1: Summary of the Analysis of the Minimum Wage And Teen Employment Data. The numbers in Region column indicate the number of counties and the number of treated counties in each census region, respectively. Note that there is no county from the northeast census region in the data. All values in Estimate, SE, and 95% CI columns are scaled by a factor of 100. The reported standard errors and 95% confidence intervals of  $\hat{\tau}_{\text{OREC}}$  are obtained from the consistent variance estimate in Corollary 4.3.

## 8 Concluding Remarks

In this paper, we have proposed a framework for the identification and estimation of the ATT under an OREC assumption instead of the PT assumption focusing on the canonical two-period and two-group setting. We derived the EIF and the semiparametric efficiency bound for  $\tau_0^*$  in a nonparametric model for the observed data. Using the EIF, we constructed the estimator for the ATT with all nuisance parameters estimated with recently developed nonparametric methods. The estimator was established to have mixed-bias structure in the sense that the estimator is  $N^{1/2}$ -consistent and asymptotically normal if two out of three nuisance components at each time point are estimated at a sufficiently fast rate, but not necessarily all three. We verified the derived statistical theoretical properties of the estimator using simulations for continuous and binary outcome settings. We applied our method to real-world examples in labor economics and in traffic safety evaluation.

It is well known that the PT assumption is not testable from the observed data. Our estimator developed under the OREC assumption can be a useful tool to validate the PT assumption. For instance, if the two estimators under the OREC and PT assumptions are statistically different, this raises a red flag to a statistician because at least one of the two assumptions is wrong. If she believes that the OREC assumption is more plausible for the setting, this can be used to falsify the PT assumption and vice versa. To determine which assumption is more plausible, she must rely on subject-matter knowledge or other identification strategies; see Section 1 for works using other identification strategies. If they agree, as in the overall ATT estimates in both real-world applications in Section 7, there is no empirical evidence to reject either assumption, and results might not be as sensitive to such violations.

We end the paper by suggesting some future directions worth investigating. First, we may extend the methodology to multiple time periods under a general class of treatment patterns with or without staggered adoption settings. Similar to [Shahn et al. \(2022\)](#), we believe the structural nested mean models can be identified under a longitudinal version of the OREC assumption with iterated (non)parametric estimating equations. Second, we may relax the OREC assumption by assuming the two odds ratios are connected through a more general relationship, say  $\alpha_1 = \phi(\alpha_0)$  where the link function  $\phi$  may not be the identity function. We postulate that bespoke instrumental variables [Dukes et al. \(2022\)](#), valid instrumental variables ([Hernán and Robins, 2006](#)), or proxy variables

(Tchetgen Tchetgen et al., 2020) may be useful to identify  $\phi$  in such settings; such potential extensions of OREC-based methods will be considered elsewhere.

## Acknowledgment

Eric J. Tchetgen Tchetgen’s work is funded by NIH grants R01AI27271, R01CA222147, R01AG065276, and R01GM139926. We gratefully acknowledge Brantly Callaway (University of Georgia) and Pedro H.C. Sant’Anna (Microsoft, Vanderbilt University) for sharing the Minimum Wage Policy on Teen Employment dataset used in Section 7, the Pennsylvania Department of Transportation (PennDOT) and Eric Donnell (Pennsylvania State University) for providing the Pennsylvania Traffic Data used in Section A.14, and to Fan Li (Yale University) and Fan Li (Duke University) for sharing a cleaned version of the data set.

# Supplementary Material

## Abstract

This document contains the supplementary materials for “Universal Difference-in-Differences.” Section A provides additional details of the main paper. Section B presents the proofs of two lemmas introduced in the supplementary material, and Section C presents the proofs of the lemmas and theorems of the main paper.

## A Additional Details of the Main Paper

### A.1 Details of Assumptions

First, we provide an example in which the PT assumption is not credible. For simplicity, we consider a binary outcome setting with no covariate where the conditional distributions of  $Y_t^{(0)}$  given  $A$  are  $Y_0^{(0)} | A \sim \text{Ber}(0.2 + 0.6A)$  and  $Y_1^{(0)} | A \sim \text{Ber}(0.6 + 0.36A)$ , respectively. Under the PT assumption (PT), the conditional mean  $\mathbb{E}\{Y_1^{(0)} | A = 1\}$  is evaluated as 1.2 from (PT) with  $\mathbb{E}(Y_1 | A = 0) = 0.6$ ,  $\mathbb{E}(Y_0 | A = 0) = 0.2$ , and  $\mathbb{E}(Y_0 | A = 1) = 0.8$ . Of course, not only does it differ from the true value of 0.96, it also falls beyond its natural unit interval range, illustrating the fact that the PT assumption is no panacea for DiD problems with discrete outcomes.

Second, we illustrate the support conditions (A3) and (A4) in Figure A.1.

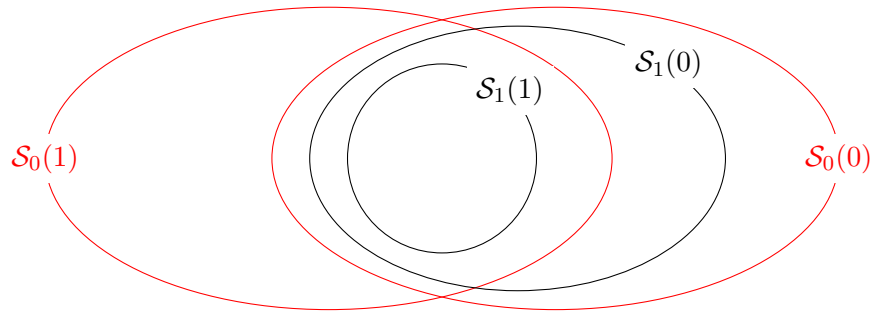


Figure A.1: A Graphical Illustration of Support Conditions (A3) and (A4). The black ellipses depict supports at time 1, and the red ellipses depict supports at time 0. Note that Assumptions (A3) and (A4) are  $\mathcal{S}_1(1) \subseteq \mathcal{S}_1(0)$ ,  $\mathcal{S}_1(1) \subseteq \mathcal{S}_0(1)$ , and  $\mathcal{S}_1(0) \subseteq \mathcal{S}_0(0)$ .

We compare our support conditions (i.e., (A3) and (A4)) to those in Athey and Imbens (2006). In their work, the treatment-free potential outcomes  $Y_t^{(0)}$  are determined as  $Y_t^{(0)} = h(U_t, t)$  where  $U_t$  is a latent variable of a study unit at time  $t$  and  $h(u, t)$  is a nonlinear function that is strictly

increasing in  $u$ . In their framework, the support of  $U_t \mid A = 1$  is included in that of  $U_t \mid A = 0$ , i.e.,  $\text{supp}(U_t \mid A = 1) \subseteq \text{supp}(U_t \mid A = 0)$  for  $t = 0, 1$ . As a consequence, the supports of the potential outcomes satisfy  $\text{supp}(Y_0^{(0)} \mid A = 1) \subseteq \text{supp}(Y_0^{(0)} \mid A = 0)$  and  $\text{supp}(Y_1^{(0)} \mid A = 1) \subseteq \text{supp}(Y_1^{(0)} \mid A = 0)$ . The former condition corresponds to Assumption (A3) when covariates are not considered. The latter is not required in our framework, but Athey and Imbens (2006) does not require Assumption (A4), either. Therefore, there is no deterministic relationship between our and their support conditions. However, their work requires an additional condition that the support of  $U_t \mid A$  is not allowed to change over time, i.e.,

$$\text{supp}(U_{t=0} \mid A = a) = \text{supp}(U_{t=1} \mid A = a) \quad \text{for } a = 0, 1. \quad (11)$$

Condition (11) can be stronger than (A4) according to the form of  $h(u, t)$ . For instance, if  $h(\cdot, t)$  is a identity function for both  $t = 0, 1$ , (11) implies  $\mathcal{S}_1(0) = \mathcal{S}_0(0)$  and  $\mathcal{S}_1(1) = \mathcal{S}_0(1)$ , which is stronger than Assumption (A4).

Under Assumptions (A3)-(A5), we have  $\mathcal{S}_1(1) = \mathcal{S}_0(1) \cap \mathcal{S}_1(0)$ ; Figure A.2 visually shows the relationships between the four supports.

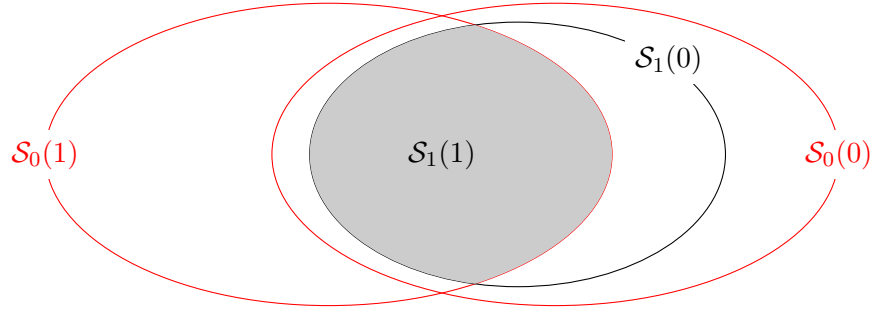


Figure A.2: A Graphical Illustration of Support Conditions (A3) and (A4), and the OREC assumption (A5). The gray area is  $\mathcal{S}_1(1)$  which is equal to  $\mathcal{S}_0(1) \cap \mathcal{S}_1(0)$ .

Next, we show that the OREC assumption does not restrict the observed data if Assumptions (A1)-(A4) are satisfied. We can rewrite the OREC assumption as

$$\underbrace{\frac{f_0^*(y \mid 1, \mathbf{x})}{f_0^*(0 \mid 1, \mathbf{x})} \frac{f_0^*(0 \mid 0, \mathbf{x})}{f_0^*(y \mid 0, \mathbf{x})} \frac{f_1^*(y \mid 0, \mathbf{x})}{f_1^*(0 \mid 0, \mathbf{x})}}_{=:\mathcal{L}(y, \mathbf{x}), \text{ observed data}} = \underbrace{\frac{f_1^*(y \mid 1, \mathbf{x})}{f_1^*(0 \mid 1, \mathbf{x})}}_{=:\mathcal{R}(y, \mathbf{x}), \text{ counterfactual data}} \quad \text{for } (y, \mathbf{x}) \in \mathcal{S}_1(0) \quad (12)$$

First, suppose Assumptions (A1)-(A4) are satisfied. Then, the left hand side is well-defined over

$(y, \mathbf{x}) \in \mathcal{S}_0(0)$  (to rule out division by zero cases), and is non-zero over  $(y, \mathbf{x}) \in \mathcal{S}_0(1) \cap \mathcal{S}_1(0)$ . The right hand side is non-zero over  $(y, \mathbf{x}) \in \mathcal{S}_1(1) \subseteq \mathcal{S}_0(1) \cap \mathcal{S}_1(0)$ , and it must satisfy the following two restrictions for any counterfactual density  $f_1^*(y \mid 1, \mathbf{x})$ : (R1)  $\mathcal{R}(0, \mathbf{x}) = 1$  and (R2)  $\mathcal{R}(y, \mathbf{x}) = 0$  for  $(y, \mathbf{x}) \in \{\mathcal{S}_0(1) \cap \mathcal{S}_1(0)\}^c$ . Restriction (R1) is from the definition of the odds function and restriction (R2) is from  $\mathcal{S}_1(1) \subseteq \{\mathcal{S}_0(1) \cap \mathcal{S}_1(0)\}$ . Restrictions other than (R1) and (R2) are dependent on the form of the counterfactual density  $f_1^*(y \mid 1, \mathbf{x})$  and thus cannot be empirically verified.

If the OREC assumption (A5) is also assumed on top of Assumptions (A1)-(A4), the left hand side now must satisfy the following restrictions: (i) the supports of the left and right hand sides are equal, i.e.,  $\mathcal{S}_0(1) \cap \mathcal{S}_1(0) = \mathcal{S}_1(1)$  and (ii) the left hand side must satisfy the two restrictions (R1) and (R2) that are satisfied by the right hand side. For (i), note that we have  $\mathcal{S}_1(1) = \{\mathcal{S}_0(1) \cap \mathcal{S}_1(0)\} \subseteq \mathcal{S}_0(0)$  and  $\mathcal{S}_1(1) \subseteq \{\mathcal{S}_0(1) \cap \mathcal{S}_1(0)\} \subseteq \mathcal{S}_0(0)$  with and without (A5), respectively. Therefore, regardless of Assumption (A5), the three supports of the observed data (i.e.,  $\mathcal{S}_0(0)$ ,  $\mathcal{S}_0(1)$ , and  $\mathcal{S}_1(0)$ ) are not further restricted by assuming (A5). For (ii), the left hand side already satisfies restrictions (R1) and (R2) without the OREC assumption because (R1):  $\mathcal{L}(0, \mathbf{x}) = 1$  due to its form and (R2):  $\mathcal{L}(y, \mathbf{x}) = 0$  over  $(y, \mathbf{x}) \in \mathcal{S}_0(1)^c$  or  $(y, \mathbf{x}) \in \mathcal{S}_1(0)^c$ , implying  $\mathcal{L}(y, \mathbf{x}) = 0$  for  $\{\mathcal{S}_0(1) \cap \mathcal{S}_1(0)\}^c$ . Therefore, even though we further invoke Assumption (A5) on top of Assumptions (A1)-(A4), there is no additional restriction on the left hand side, implying that the OREC assumption does not restrict the observed data.

In fact, we can replace Assumption (A3) and (A4) with the following (Support) condition, and we can adjust the OREC assumption as follows; see Figure A.3 for a visual illustration.

$$\text{(Support)} \quad \mathcal{S}_1(1) \subseteq \{\mathcal{S}_0(1) \cap \mathcal{S}_1(0)\} \subseteq \mathcal{S}_0(0)$$

$$\text{(OREC)} \quad \alpha_1^*(y, \mathbf{x}) = \alpha_0^*(y, \mathbf{x}) \text{ for } (y, \mathbf{x}) \in \mathcal{S}_0(1) \cap \mathcal{S}_1(0).$$

## A.2 Relationship between Parallel Trend and Odds Ratio Equi-confounding Assumptions

We illustrate the relationship between PT and OREC assumptions under standard Gaussian models. Suppose the potential outcomes are normally distributed as  $Y_t^{(0)} \mid A, \mathbf{X} \sim N(\mu_t(A, \mathbf{X}), \sigma^2(\mathbf{X}))$ . The PT assumption states that  $\mu_1(1, \mathbf{X}) - \mu_1(0, \mathbf{X}) = \mu_0(1, \mathbf{X}) - \mu_0(0, \mathbf{X})$ . Moreover, the odds

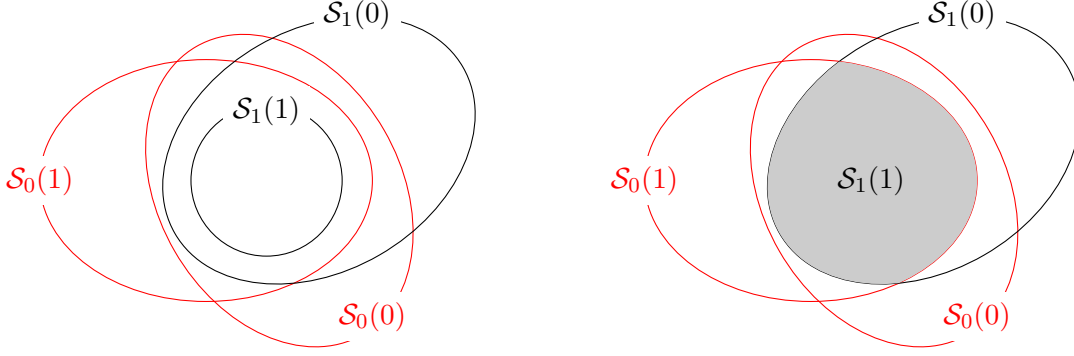


Figure A.3: Graphical Illustrations of Four Supports Under (Support) (left panel) and Under (Support) and the OREC assumption (right panel). The black ellipses depict two supports at time 1, and the red ellipses show two supports at time 0.

ratio at time  $t$  is given by

$$\begin{aligned}\alpha_t(y, \mathbf{X}) &= \exp \left[ - \frac{\{y - \mu_t(1, \mathbf{X})\}^2 + \{0 - \mu_t(0, \mathbf{X})\}^2 - \{0 - \mu_t(1, \mathbf{X})\}^2 - \{y - \mu_t(0, \mathbf{X})\}^2}{2\sigma^2(\mathbf{X})} \right] \\ &= \exp \left[ \frac{y\{\mu_t(1, \mathbf{X}) - \mu_t(0, \mathbf{X})\}}{\sigma^2(\mathbf{X})} \right].\end{aligned}$$

Therefore, the OREC assumption is equivalent to  $\mu_1(1, \mathbf{X}) - \mu_1(0, \mathbf{X}) = \mu_0(1, \mathbf{X}) - \mu_0(0, \mathbf{X})$ , which is identical to the PT assumption.

Next, suppose that the outcome is heteroskedastic across time, i.e.,  $Y_t^{(0)} \mid A, \mathbf{X} \sim N(\mu_t(A, \mathbf{X}), \sigma_t^2(\mathbf{X}))$ . Note that the PT assumption remains the same as  $\mu_1(1, \mathbf{X}) - \mu_1(0, \mathbf{X}) = \mu_0(1, \mathbf{X}) - \mu_0(0, \mathbf{X})$ . However, the odds ratio at time  $t$  is

$$\alpha_t(y, \mathbf{X}) = \exp \left[ \frac{y\{\mu_t(1, \mathbf{X}) - \mu_t(0, \mathbf{X})\}}{\sigma_t^2(\mathbf{X})} \right].$$

Therefore, the OREC assumption is equivalent to

$$\frac{\mu_1(1, \mathbf{X}) - \mu_1(0, \mathbf{X})}{\sigma_1^2(\mathbf{X})} = \frac{\mu_0(1, \mathbf{X}) - \mu_0(0, \mathbf{X})}{\sigma_0^2(\mathbf{X})},$$

which in this case differs from the PT assumption.

Under additional conditions, we can establish an interesting relationship between the PT and the OREC assumptions. To ensure that both odds ratio functions are well-defined, we suppose Assumption (A3) and its counterpart at time 0 hold, i.e.,  $\mathcal{S}_t(1) \subseteq \mathcal{S}_t(0)$  for  $t = 0, 1$  throughout

this Section. Following [Chen \(2007\)](#) and [Tchetgen Tchetgen et al. \(2010\)](#), one may parametrize the conditional distribution of  $Y_t^{(0)} \mid (A, \mathbf{X})$  in terms of the odds ratio  $\alpha_t(y, \mathbf{x})$  and the outcome's baseline density  $f_{t0}(y \mid \mathbf{x}) := f_t(y \mid 0, \mathbf{x})$  for  $t = 0, 1$ . This is because  $f_t(y \mid 1, \mathbf{x})$ , the conditional density of  $Y_t^{(0)}$  given  $(A = 1, \mathbf{X} = \mathbf{x})$ , admits the following representation in terms of  $\alpha_t$  and  $f_{t0}$  as  $f_t(y \mid 1, \mathbf{x}) = \{\alpha_t(y, \mathbf{x})f_{t0}(y \mid \mathbf{x})\} / \{\int \alpha_t(z, \mathbf{x})f_{t0}(z \mid \mathbf{x}) dz\}$  given that  $\int \alpha_t(z, \mathbf{x})f_{t0}(y \mid \mathbf{x}) dz < \infty$ . A key property of this parametrization is that  $\alpha_t$  and  $f_{t0}$  are variationally independent, meaning that the functional form of one parameter does not restrict the functional form of the other, so that specification and estimation of one does not a priori restrict one's ability to specify the other freely. An important property of the OREC assumption is that it solely restricts the relationship between  $\alpha_0$  and  $\alpha_1$ , and consequently,  $\alpha_t$  and  $f_{t0}$  are guaranteed to remain variationally independent for each  $t$  and so are  $f_{00}$  and  $f_{10}$ . In contrast, in order to ensure variational independence between  $\alpha_t$  and  $f_{t0}$  under PT, not only must  $\alpha_0$  and  $\alpha_1$  be related to each other, but so must  $f_{00}$  and  $f_{10}$ . Specifically, there must be a deterministic relationship between  $\alpha_0$  and  $\alpha_1$  that does not depend on the baseline densities  $(f_{00}, f_{10})$ , and likewise, there must be a relationship linking  $(f_{00}, f_{10})$ . Figure [A.4](#) visually describes this result.

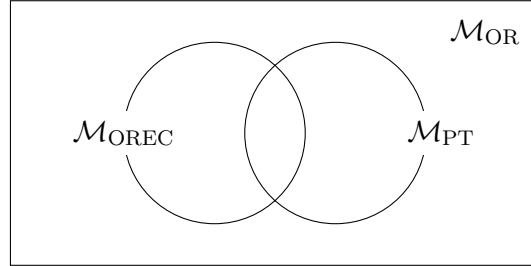


Figure A.4: A Visual Illustration of Lemma [A.1](#). The three models are defined as the submodel of  $\mathcal{M}_{VI} = \{P(\mathbf{O}) \mid \text{For } t = 0, 1, \alpha_t \text{ and } f_{t0} \text{ are variationally independent}\}$  with the following forms:  $\mathcal{M}_{OR} = \{P(\mathbf{O}) \in \mathcal{M}_{VI} \mid \alpha_1 \text{ and } \alpha_0 \text{ has a deterministic relationship does not depend on } (f_{00}, f_{10})\}$ ,  $\mathcal{M}_{PT} = \{P(\mathbf{O}) \in \mathcal{M}_{VI} \mid \text{The PT assumption (PT) holds}\}$ ,  $\mathcal{M}_{OREC} = \{P(\mathbf{O}) \in \mathcal{M}_{VI} \mid \text{The OREC assumption holds, i.e., } \alpha_0 = \alpha_1\}$ .

To formally state the result, we introduce additional notation. Let  $\mathcal{F}_{tX}$  and  $\mathcal{F}_X$  be collections of functions defined over the supports of  $(Y_t^{(0)}, \mathbf{X})$  and  $\mathbf{X}$ , respectively. For each  $\mathbf{x}$ , let  $\mathcal{T}_{\mathbf{x}} : \mathcal{F}_{tX}^{\otimes 2} \rightarrow \mathcal{F}_X$  be an operator of the form

$$\mathcal{T}_{\mathbf{x}}(\alpha_t, f_{t0}) = \frac{\int y \alpha_t(y, \mathbf{x}) f_{t0}(y \mid \mathbf{x}) dy}{\int \alpha_t(y, \mathbf{x}) f_{t0}(y \mid \mathbf{x}) dy} - \int y f_{t0}(y \mid \mathbf{x}) dy .$$

The operator  $\mathcal{T}_{\mathbf{x}}(\alpha_t, f_{t0})$  measures confounding bias on the additive scale at time  $t$  corresponding to given  $(\alpha_t, f_{t0})$  functions, at a given value of  $\mathbf{x}$  i.e.,  $\mathcal{T}_{\mathbf{x}}(\alpha_t, f_{t0}) = \mathbb{E}_{\alpha_t, f_{t0}}\{Y_t^{(0)} \mid A = 1, \mathbf{X} = \mathbf{x}\} - \mathbb{E}_{\alpha_t, f_{t0}}\{Y_t^{(0)} \mid A = 0, \mathbf{X} = \mathbf{x}\}$  where  $\mathbb{E}_{\alpha_t, f_{t0}}$  is the expectation operator evaluated with respect to the conditional density of  $Y_t^{(0)} \mid (A = a, \mathbf{X} = \mathbf{x})$  parametrized by  $(\alpha_t, f_{t0})$ . Specifically, note that the density of  $Y_t^{(0)} \mid (A = a, \mathbf{X} = \mathbf{x})$  parametrized by  $(\alpha_t, f_{t0})$  is represented as

$$\begin{aligned} P(Y_t^{(0)} = y \mid A = 0, \mathbf{X} = \mathbf{x}; \alpha_t, f_{t0}) &= f_{t0}(y \mid \mathbf{x}) \\ P(Y_t^{(0)} = y \mid A = 1, \mathbf{X} = \mathbf{x}; \alpha_t, f_{t0}) &= \alpha_t(y, \mathbf{x}) f_{t0}(y \mid \mathbf{x}) \beta_t(\mathbf{x}) \end{aligned}$$

where  $\beta_t(\mathbf{x}; \alpha_t, f_{t0}) = \Pr(A = 1 \mid Y_t^{(0)} = 0, \mathbf{X} = \mathbf{x}; \alpha_t, f_{t0}) / \Pr(A = 0 \mid Y_t^{(0)} = 0, \mathbf{X} = \mathbf{x}; \alpha_t, f_{t0})$ .

Therefore, we find  $\mathcal{T}_{\mathbf{x}}(\alpha_t, f_{t0})$  is an alternative representation of additive confounding bias at  $\mathbf{x}$ .

$$\begin{aligned} \mathcal{T}_{\mathbf{x}}(\alpha_t, f_{t0}) &= \frac{\int y \alpha_t(y, \mathbf{x}) f_{t0}(y \mid \mathbf{x}) dy}{\int \alpha_t(y, \mathbf{x}) f_{t0}(y \mid \mathbf{x}) dy} - \int y f_{t0}(y \mid \mathbf{x}) dy \\ &= \frac{\int y \beta_t(\mathbf{x}) \alpha_t(y, \mathbf{x}) f_{t0}(y \mid \mathbf{x}) dy}{\int \beta_t(\mathbf{x}) \alpha_t(y, \mathbf{x}) f_{t0}(y \mid \mathbf{x}) dy} - \int y f_{t0}(y \mid \mathbf{x}) dy \\ &= \frac{\int y \cdot P(Y_t^{(0)} = y \mid A = 1, \mathbf{X} = \mathbf{x}; \alpha_t, f_{t0}) dy}{\int P(Y_t^{(0)} = y \mid A = 1, \mathbf{X} = \mathbf{x}; \alpha_t, f_{t0}) dy} - \int y \cdot P(Y_t^{(0)} = y \mid A = 0, \mathbf{X} = \mathbf{x}; \alpha_t, f_{t0}) dy \\ &= \int y \cdot P(Y_t^{(0)} = y \mid A = 1, \mathbf{X} = \mathbf{x}; \alpha_t, f_{t0}) dy - \int y \cdot P(Y_t^{(0)} = y \mid A = 0, \mathbf{X} = \mathbf{x}; \alpha_t, f_{t0}) dy \\ &= \mathbb{E}_{\alpha_t, f_{t0}}\{Y_t^{(0)} \mid A = 1, \mathbf{X} = \mathbf{x}\} - \mathbb{E}_{\alpha_t, f_{t0}}\{Y_t^{(0)} \mid A = 0, \mathbf{X} = \mathbf{x}\} . \end{aligned}$$

Lemma A.1 states the formal result.

**Lemma A.1.** Suppose  $\mathcal{S}_t(1) \subseteq \mathcal{S}_t(0)$  ( $t = 0, 1$ ) and the following injectivity condition hold: (Injectivity): for each  $(y, f_{t0})$ , there exists an injective mapping  $\varphi_{y, f_{t0}} : \mathcal{F}_X \rightarrow \mathcal{F}_{tX}$  satisfying  $\varphi_{y, f_{t0}}(\mathcal{T}_{\mathbf{x}}(\alpha_t, f_{t0})) = \alpha_t(y, \mathbf{x})$ . If the parallel trend assumption (PT) holds, then  $\alpha_t$  can be variationally independent with  $f_{t0}$  for  $t = 0, 1$  if and only if there exists an one-to-one function  $\phi : \mathcal{F}_{0X} \rightarrow \mathcal{F}_{1X}$  satisfying  $\alpha_1(y, \mathbf{x}) = \phi(\alpha_0(y, \mathbf{x}))$  where  $\phi$  does not depend on  $(f_{00}, f_{10})$ . Additionally, the baseline densities  $f_{00}$  and  $f_{10}$  are variationally dependent under the PT assumption through the restriction  $\mathcal{T}_{\mathbf{x}}(\phi(\alpha), f_{10}) - \mathcal{T}_{\mathbf{x}}(\alpha, f_{00}) = 0$  for any odds ratio function  $\alpha$ .

The proof of the lemma is provided in Section B. We remark that the injectivity condition is

satisfied for a wide collection of standard outcome distributions including the normal and binomial distributions as well as the exponential likelihood family satisfying certain regularity conditions; see the next Section for details. Lemma A.1 implies that, under the PT assumption and injectivity condition, the relationship in Figure A.4 holds, i.e., the odds ratios at times 0 and 1 must necessarily be related to each other in order for variational independence to hold between the odds ratio  $\alpha_t$  and the outcome's baseline density  $f_{t0}$  for both time periods. In other words, in order for the odds ratio parameter and the outcome's baseline density to be freely specified under PT, it is necessary to restrict the relationship between the odds ratio functions across time periods. The result essentially states that identifying the ATE will necessarily involve restricting the relationship between the two odds ratio functions even under the common PT assumption. Furthermore, unlike OREC, PT further induces a relationship linking potential outcomes' baseline densities. The remainder of the paper presumes that the aforementioned relationship  $\phi$  is given by the identity function, implying the OREC assumption (A5). We plan to explore the scope for identification when  $\phi$  is unspecified in future research.

### A.3 Examples of the Injectivity Condition in Lemma A.1

We consider the following three examples that satisfy the injectivity condition.

(*Example 1*): Normal distribution

Suppose that  $Y_t^{(0)} \mid A, \mathbf{X} \sim N(\mu_t(A, \mathbf{X}), \sigma_t^2(\mathbf{X}))$ . Then,

$$\alpha_t(y, \mathbf{x}) = \exp \left[ \frac{y \{ \mu_t(1, \mathbf{x}) - \mu_t(0, \mathbf{x}) \}}{\sigma_t^2(\mathbf{x})} \right], \quad \mathcal{T}_{\mathbf{x}}(\alpha_t, f_{t0}) = \mu_t(1, \mathbf{x}) - \mu_t(0, \mathbf{x}).$$

Therefore,

$$\varphi_{y, f_{t0}}(\mathcal{T}_{\mathbf{x}}(\alpha_t, f_{t0})) = \exp \left\{ \frac{y \cdot \mathcal{T}_{\mathbf{x}}(\alpha_t, f_{t0})}{\sigma_t^2(\mathbf{x})} \right\}, \quad \varphi_{y, f_{t0}}^{-1}(\alpha_t(y, \mathbf{x})) = \frac{\log \{ \alpha_t(y, \mathbf{x}) \} \sigma_t^2(\mathbf{x})}{y}.$$

Note that these mappings are injective when  $(y, f_{t0})$  are fixed. Therefore, the relationship between  $\alpha_1$  and  $\alpha_0$  is

$$\alpha_1(y, \mathbf{x}) = \varphi_{y, f_{10}}(\varphi_{y, f_{00}}^{-1}(\alpha_0(y, \mathbf{x}))) = \{ \alpha_0(y, \mathbf{x}) \}^{\sigma_0^2(\mathbf{x})/\sigma_1^2(\mathbf{x})}.$$

As a conclusion,  $\alpha_t$  and  $f_{t0}$  are variationally independent if  $\sigma_0^2(\mathbf{x})/\sigma_1^2(\mathbf{x})$  is equal to a function  $c(\mathbf{x})$  that does not depend on  $(f_{10}, f_{00})$ .

(*Example 2*): Binomial distribution

Suppose that  $Y_t^{(0)} \mid A, \mathbf{X} \sim \text{Ber}(p_t(A, \mathbf{X}))$ . Then, we find the odds ratio and the operator  $\mathcal{T}_{\mathbf{x}}$  have the following forms:

$$\alpha_t(y, \mathbf{x}) = \frac{p_t(1, \mathbf{x})\{1 - p_t(0, \mathbf{x})\}}{\{1 - p_t(1, \mathbf{x})\}p_t(0, \mathbf{x})}y + (1 - y) , \quad \mathcal{T}_{\mathbf{x}}(\alpha_t, f_{t0}) = p_t(1, \mathbf{x}) - p_t(0, \mathbf{x}) .$$

Therefore,  $\varphi_{y, f_{t0}}$  and  $\varphi_{y, f_{t0}}^{-1}$  are

$$\begin{aligned} \varphi_{y, f_{t0}}(\mathcal{T}_{\mathbf{x}}(\alpha_t, f_{t0})) &= \frac{\mathcal{T}_{\mathbf{x}}(\alpha_t, f_{t0}) + p_t(0, \mathbf{x})}{1 - \mathcal{T}_{\mathbf{x}}(\alpha_t, f_{t0}) - p_t(0, \mathbf{x})} \frac{1 - p_t(0, \mathbf{x})}{p_t(0, \mathbf{x})}y + (1 - y) , \\ \varphi_{y, f_{t0}}^{-1}(\alpha_t(y, \mathbf{x})) &= \frac{p_t(0, \mathbf{x})\{1 - p_t(0, \mathbf{x})\}\{\alpha_t(y, \mathbf{x}) - 1\}}{\alpha_t(y, \mathbf{x})p_t(0, \mathbf{x}) - p_t(0, \mathbf{x}) + 1} . \end{aligned}$$

Note that these mappings are injective when  $(y, f_{t0})$  are fixed. Therefore, the relationship between  $\alpha_1$  and  $\alpha_0$  is

$$\begin{aligned} \alpha_1(y, \mathbf{x}) &= \varphi_{y, f_{10}}(\varphi_{y, f_{00}}^{-1}(\alpha_0(y, \mathbf{x}))) \\ &= \frac{\frac{p_0(0, \mathbf{x})\{1 - p_0(0, \mathbf{x})\}\{\alpha_0(y, \mathbf{x}) - 1\}}{\alpha_0(y, \mathbf{x})p_0(0, \mathbf{x}) - p_0(0, \mathbf{x}) + 1} + p_1(0, \mathbf{x})}{1 - \frac{p_0(0, \mathbf{x})\{1 - p_0(0, \mathbf{x})\}\{\alpha_0(y, \mathbf{x}) - 1\}}{\alpha_0(y, \mathbf{x})p_0(0, \mathbf{x}) - p_0(0, \mathbf{x}) + 1} - p_1(0, \mathbf{x})} \frac{1 - p_1(0, \mathbf{x})}{p_1(0, \mathbf{x})}y + (1 - y) . \end{aligned}$$

Therefore,  $\alpha_t$  and  $f_{t0}$  are variationally independent if  $p_1(\mathbf{x}) = p_0(\mathbf{x})$ ; in this case,  $\alpha_1 = \alpha_0$ .

(*Example 3*): Exponential family

Suppose the conditional density of the outcome belongs to an exponential family of the following form with appropriately chosen  $\eta_t$ ,  $\xi_t$ ,  $g_t$ , and  $\mathcal{A}_t$ :

$$f_t(y \mid a, \mathbf{x}) \propto \exp \{ \eta_t(a, \mathbf{x})y + \xi_t(\mathbf{x})g_t(y) - \mathcal{A}_t(\eta_t(a, \mathbf{x}), \xi_t(\mathbf{x})) \} ,$$

where the derivative of the log-partition function  $\mathcal{A}_t$  with respect to the first argument is an injective mapping of the first argument, i.e.,  $\mathcal{B}_t(\eta, \xi) := \{ \partial \mathcal{A}_t(w, \xi) / \partial w \} \big|_{w=\eta}$  satisfies that  $\eta \neq \eta'$  implies

$\mathcal{B}_t(\eta, \xi) \neq \mathcal{B}_t(\eta', \xi)$ . We find the odds ratio and the operator  $\mathcal{T}_{\mathbf{x}}$  are given as

$$\alpha_t(y, \mathbf{x}) = \exp \left[ y \{ \eta_t(1, \mathbf{x}) - \eta_t(0, \mathbf{x}) \} \right] , \quad \mathcal{T}_{\mathbf{x}}(\alpha_t, f_{t0}) = \mathcal{B}_t(\eta_t(1, \mathbf{x}), \xi_t(\mathbf{x})) - \mathcal{B}_t(\eta_t(0, \mathbf{x}), \xi_t(\mathbf{x})) .$$

Let  $\mathcal{B}_t^{-1}$  be the inverse map of  $\mathcal{B}_t(\cdot, \xi_t(\mathbf{x}))$  that satisfies  $\mathcal{B}_t(\mathcal{B}_t^{-1}(b(y, \mathbf{x})), \xi_t(\mathbf{x})) = b(y, \mathbf{x})$  for any function  $b$ . Note that  $\mathcal{B}_t(\eta_t(0, \mathbf{x}), \xi_t(\mathbf{x}))$  depends on  $f_{t0}$  through  $\eta_t(0, \mathbf{x})$  and  $\xi_t(\mathbf{x})$ , and  $\mathcal{B}_t^{-1}$  depends on the baseline density  $f_{t0}$  through  $\xi_t(\mathbf{x})$ . We find

$$\eta_t(1, \mathbf{x}) = \mathcal{B}_t^{-1}(\mathcal{T}_{\mathbf{x}}(\alpha_t, f_{t0}) + \mathcal{B}_t(\eta_t(0, \mathbf{x}), \xi_t(\mathbf{x}))) .$$

Consequently,  $\varphi_{y, f_{t0}}$  and  $\varphi_{y, f_{t0}}^{-1}$  are

$$\begin{aligned} \varphi_{y, f_{t0}}(\mathcal{T}_{\mathbf{x}}(\alpha_t, f_{t0})) &= \exp \left[ y \{ \eta_t(1, \mathbf{x}) - \eta_t(0, \mathbf{x}) \} \right] \\ &= \exp \left[ y \{ \mathcal{B}_t^{-1}(\mathcal{T}_{\mathbf{x}}(\alpha_t, f_{t0}) + \mathcal{B}_t(\eta_t(0, \mathbf{x}), \xi_t(\mathbf{x}))) - \eta_t(0, \mathbf{x}) \} \right] , \\ \varphi_{y, f_{t0}}^{-1}(\alpha_t(y, \mathbf{x})) &= \mathcal{B}_t(\{ \log \alpha_t(y, \mathbf{x}) \} / y + \eta_t(0, \mathbf{x}), \xi_t(\mathbf{x})) - \mathcal{B}_t(\eta_t(0, \mathbf{x}), \xi_t(\mathbf{x})) . \end{aligned}$$

Therefore, we find  $\alpha_1(y, \mathbf{x}) = \varphi_{y, f_{10}}(\varphi_{y, f_{00}}^{-1}(\alpha_0(y, \mathbf{x})))$  where

$$\begin{aligned} \alpha_1(y, \mathbf{x}) &= \varphi_{y, f_{10}}(\varphi_{y, f_{00}}^{-1}(\alpha_0(y, \mathbf{x}))) \\ &= \exp \left[ y \left\{ \mathcal{B}_1^{-1} \left( \begin{array}{c} \mathcal{B}_0(\{ \log \alpha_0(y, \mathbf{x}) \} / y + \eta_0(0, \mathbf{x}), \xi_0(\mathbf{x})) \\ -\mathcal{B}_0(\eta_0(0, \mathbf{x}), \xi_0(\mathbf{x})) + \mathcal{B}_1(\eta_1(0, \mathbf{x}), \xi_1(\mathbf{x})) \end{array} \right) - \eta_1(0, \mathbf{x}) \right\} \right] . \end{aligned}$$

To make  $\alpha_t$  and  $f_{t0}$  variationally independent,  $\varphi_{y, f_{10}} \circ \varphi_{y, f_{00}}^{-1}$  should not depend on  $\mathcal{B}_t(\cdot, \xi_t(\mathbf{x}))$ ,  $\eta_t(0, \mathbf{x})$ , and  $\xi_t(\mathbf{x})$ . Note that (*Example 1*) and (*Example 2*) are special cases of (*Example 3*) with

(*Example 1*)

$$\eta_t(a, \mathbf{x}) = \frac{\mu_t(a, \mathbf{x})}{\sigma_t^2(\mathbf{x})} , \quad \xi_t(\mathbf{x}) = -\frac{1}{2\sigma_t^2(\mathbf{x})} , \quad g_t(y) = y^2 , \quad \mathcal{A}_t(\eta_t, \xi_t) = -\frac{\eta_t^2}{4\xi_t} - 0.5 \log(-2\xi_t) .$$

(*Example 2*)

$$\eta_t(a, \mathbf{x}) = \log \frac{p_t(a, \mathbf{x})}{1 - p_t(a, \mathbf{x})} , \quad \xi_t(\mathbf{x}) = 0 , \quad g_t(y) = 0 , \quad \mathcal{A}_t(\eta_t, \xi_t) = \log\{1 + \exp(\eta_t)\} .$$

#### A.4 Detailed Comparisons of Representations under the PT and OREC assumptions

For convenience, we present the inverse probability-weighting (IPW), outcome regression-based, and doubly-robust (DR) representations again:

$$\begin{aligned} & \mathbb{E}\{\mathcal{G}(Y_1^{(0)}) \mid A = 1\} \\ &= \frac{1}{\Pr(A = 1)} \mathbb{E}\{(1 - A)\beta_1^*(\mathbf{X})\alpha_1^*(Y_1, \mathbf{X})\mathcal{G}(Y_1)\} \end{aligned} \quad (13)$$

$$= \frac{1}{\Pr(A = 1)} \mathbb{E}\{A\mu^*(\mathbf{X})\} \quad (14)$$

$$= \frac{1}{\Pr(A = 1)} \mathbb{E}[(1 - A)\beta_1^*(\mathbf{X})\alpha_1^*(Y_1, \mathbf{X})\{\mathcal{G}(Y_1) - \mu^*(\mathbf{X})\} + A\mu^*(\mathbf{X})] . \quad (15)$$

We first establish why these three representations are valid. We first show the IPW representation result:

$$\begin{aligned} & \mathbb{E}\{(1 - A)\beta_1^*(\mathbf{X})\alpha_1^*(Y_1, \mathbf{X})\mathcal{G}(Y_1)\} \\ &= \mathbb{E}[\Pr(A = 0 \mid \mathbf{X})\beta_1^*(\mathbf{X})\mathbb{E}\{\alpha_1^*(Y_1, \mathbf{X})\mathcal{G}(Y_1) \mid A = 0, \mathbf{X}\}] \\ &= \mathbb{E}[\Pr(A = 1 \mid \mathbf{X})\mathbb{E}\{\mathcal{G}(Y_1^{(0)}) \mid A = 1, \mathbf{X}\}] \\ &= \Pr(A = 1)\mathbb{E}\{\mathcal{G}(Y_1^{(0)}) \mid A = 1\} . \end{aligned}$$

The third line is from (24). Similarly, we find the outcome regression-based representation:

$$\begin{aligned} \mathbb{E}\{A\mu^*(\mathbf{X})\} &= \Pr(A = 1)\mathbb{E}\{\mu^*(\mathbf{X}) \mid A = 1\} \\ &= \Pr(A = 1)\mathbb{E}[\mathbb{E}\{\mathcal{G}(Y_1^{(0)}) \mid A = 1, \mathbf{X}\} \mid A = 1] \\ &= \Pr(A = 1)\mathbb{E}\{\mathcal{G}(Y_1^{(0)}) \mid A = 1\} . \end{aligned}$$

Lastly, we show the DR representation:

$$\begin{aligned} & \mathbb{E}[\beta_1^*(\mathbf{X})\alpha_1^*(Y_1, \mathbf{X})(1 - A)\{\mathcal{G}(Y_1) - \mu^*(\mathbf{X})\} + A\mu^*(\mathbf{X})] \\ &= \Pr(A = 1)\mathbb{E}\{\mathcal{G}(Y_1^{(0)}) - \mu^*(\mathbf{X}) \mid A = 1\} + \Pr(A = 1)\mathbb{E}\{\mathcal{G}(Y_1^{(0)}) \mid A = 1\} \\ &= \Pr(A = 1)\mathbb{E}\{\mathcal{G}(Y_1^{(0)}) \mid A = 1\} . \end{aligned}$$

where the second line is based on the IPW and OR representations.

The first representation is in the form of a weighted average with weights applied to  $\mathcal{G}(Y_1)$  given by  $\beta_1^*(\mathbf{X})\alpha_1^*(y, \mathbf{X}) = e_1^*(1|y, \mathbf{X})/e_1^*(0|y, \mathbf{X})$ . Here,  $e_1^*(a|y, \mathbf{x}) = \Pr(A = a | Y_1^{(0)} = y, \mathbf{X} = \mathbf{x})$  can be viewed as an extended propensity score relating  $A$  with  $(Y_1^{(0)}, \mathbf{X})$ . From this representation, we can find the relationship between (13) and the representation in Abadie (2005) where  $\mathbb{E}\{\mathcal{G}(Y_1^{(0)}) | A = 1\}$  is identified under the PT assumption. In particular, if the PT assumption holds for  $\mathcal{G}(Y_1^{(0)})$  and  $\mathcal{G}(Y_0^{(0)})$ , then we get

$$\begin{aligned}
& \mathbb{E} \left[ \frac{\Pr(A = 1 | \mathbf{X})(1 - A)\mathcal{G}(Y_1)}{\Pr(A = 0 | \mathbf{X})} + \frac{\{A - \Pr(A = 1 | \mathbf{X})\}\mathcal{G}(Y_0)}{\Pr(A = 0 | \mathbf{X})} \middle| \mathbf{X} \right] \\
&= \frac{\Pr(A = 1 | \mathbf{X})}{\Pr(A = 0 | \mathbf{X})} \mathbb{E}\{\mathcal{G}(Y_1) | A = 0, \mathbf{X}\} \Pr(A = 0 | \mathbf{X}) \\
&\quad - \frac{\Pr(A = 1 | \mathbf{X})}{\Pr(A = 0 | \mathbf{X})} \mathbb{E}\{\mathcal{G}(Y_0) | A = 0, \mathbf{X}\} \Pr(A = 0 | \mathbf{X}) + \mathbb{E}\{\mathcal{G}(Y_0) | A = 1, \mathbf{X}\} \Pr(A = 1 | \mathbf{X}) \\
&= \Pr(A = 1 | \mathbf{X}) \left[ \mathbb{E}\{\mathcal{G}(Y_1) | A = 0, \mathbf{X}\} + \mathbb{E}\{\mathcal{G}(Y_0) | A = 1, \mathbf{X}\} - \mathbb{E}\{\mathcal{G}(Y_0) | A = 0, \mathbf{X}\} \right] \\
&= \Pr(A = 1 | \mathbf{X}) \mathbb{E}\{\mathcal{G}(Y_1^{(0)}) | A = 1, \mathbf{X}\}
\end{aligned}$$

where the last line is straightforward from the PT assumption on  $\mathcal{G}(Y_1^{(0)})$  and  $\mathcal{G}(Y_0^{(0)})$ . Therefore, we find

$$\begin{aligned}
& \frac{1}{\Pr(A = 1)} \mathbb{E} \left[ \frac{\Pr(A = 1 | \mathbf{X})(1 - A)\mathcal{G}(Y_1)}{\Pr(A = 0 | \mathbf{X})} + \frac{\{A - \Pr(A = 1 | \mathbf{X})\}\mathcal{G}(Y_0)}{\Pr(A = 0 | \mathbf{X})} \middle| \mathbf{X} \right] \tag{16} \\
&= \frac{1}{\Pr(A = 1)} \mathbb{E}_X \left[ \mathbb{E} \left[ \frac{\Pr(A = 1 | \mathbf{X})(1 - A)\mathcal{G}(Y_1)}{\Pr(A = 0 | \mathbf{X})} + \frac{\{A - \Pr(A = 1 | \mathbf{X})\}\mathcal{G}(Y_0)}{\Pr(A = 0 | \mathbf{X})} \middle| \mathbf{X} \right] \right] \\
&= \frac{\mathbb{E}_X [\Pr(A = 1 | \mathbf{X}) \mathbb{E}\{\mathcal{G}(Y_1^{(0)}) | A = 1, \mathbf{X}\}]}{\Pr(A = 1)} \\
&= \frac{\mathbb{E}_X [\mathbb{E}\{A\mathcal{G}(Y_1^{(0)}) | \mathbf{X}\}]}{\Pr(A = 1)} \\
&= \mathbb{E}\{\mathcal{G}(Y_1^{(0)}) | A = 1\} .
\end{aligned}$$

Comparing (16) and (13), we can immediately conclude that they are similar in that  $(1 - A)\mathcal{G}(Y_1)$  are weighted by the ratio of propensity scores. However, (13) involves the extended propensity score  $e^*$  whereas the standard propensity score  $\Pr(A = 1 | \mathbf{X})$  are used in (16). Additionally, (13) does not have an additional term related to  $Y_0$  once the odds ratio  $\alpha_1^*$  is provided.

The second representation has the outcome regression-based (OR) form which is comparable to the standard representation from the PT assumption:

$$\begin{aligned} & \mathbb{E}\{\mathcal{G}(Y_1^{(0)}) \mid A = 1\} \\ &= \mathbb{E}_X[\mathbb{E}\{\mathcal{G}(Y_1) \mid A = 0, \mathbf{X}\} - \mathbb{E}\{\mathcal{G}(Y_0) \mid A = 0, \mathbf{X}\} + \mathbb{E}\{\mathcal{G}(Y_0) \mid A = 1, \mathbf{X}\} \mid A = 1] . \end{aligned} \quad (17)$$

Similar to the IPW case, the two OR style representations differ in how  $Y_0$  is used in the representation. Specifically, (14) only uses the outcome regression  $\mu^*(\mathbf{X})$ , which is indirectly related to  $Y_0$  via the odds ratio function  $\alpha_1^*$ . On the other hand,  $Y_0$  is directly employed in (17).

We referred to the last representation as doubly robust (DR) representation because equation (15) recovers the target parameter so long as (i)  $\alpha_1^*$  is correctly specified and (ii) either one of the baseline odds  $\beta_1^*$  or the conditional density  $f_1^*(y \mid 0, \mathbf{x})$  is correctly specified; Lemma A.2 formally states the result.

**Lemma A.2.** *Suppose that Assumptions (A1)-(A3) hold. Let IF be an influence function for the functional  $\mathbb{E}\{\mathcal{G}(Y_1^{(0)}) \mid A = 1\}$  in a semiparametric model proposed in Robins et al. (2000) where the odds ratio function at time 1,  $\alpha_1^*$ , is a priori known and observed data distribution is unrestricted, i.e.,*

$$\begin{aligned} & IF(\mathbf{O}_1; \beta_1, f_{10}) \\ &= \frac{\beta_1(\mathbf{X})\alpha_1^*(Y_1, \mathbf{X})(1 - A)\{\mathcal{G}(Y_1) - \mu(\mathbf{X}; f_{10})\} + A\mu(\mathbf{X}; f_{10})}{\Pr(A = 1)} - \mathbb{E}\{\mathcal{G}(Y_1^{(0)}) \mid A = 1\} \end{aligned} \quad (18)$$

where  $\beta_1(\mathbf{x})$  and  $f_{10}(y \mid \mathbf{x})$  are working models of  $\beta_1^*$  and  $f_1^*(y \mid 0, \mathbf{x})$ , respectively, and  $\mu(\mathbf{x}; f_{10}) = \{\int \mathcal{G}(y)\alpha_1^*(y, \mathbf{x})f_{10}(y \mid \mathbf{x}) dy\} / \{\int \alpha_1^*(y, \mathbf{x})f_{10}(y \mid \mathbf{x}) dy\}$ . Then,  $\mathbb{E}\{IF(\mathbf{O}_1; \beta_1, f_{10})\} = 0$  if  $\beta_1(\mathbf{x}) = \beta_1^*(\mathbf{x})$  or  $f_{10}(y \mid \mathbf{x}) = f_1^*(y \mid 0, \mathbf{x})$ , but not necessarily both.

The proof of Lemma A.2 is in Section B. The DR representation (15) parallels the DR representations that are discovered under the PT assumption that is presented in Section 2.2 of Sant'Anna and Zhao (2020): Specifically, the identification strategy of the ATT under the PT assumption is

given as follows:

$$\begin{aligned} & \mathbb{E}\{\mathcal{G}(Y_1^{(1)}) - \mathcal{G}(Y_1^{(0)}) \mid A = 1\} \\ &= \frac{1}{\Pr(A = 1)} \mathbb{E} \left[ \left[ A - \underbrace{\mathbb{E} \left\{ \frac{\pi(\mathbf{X})(1 - A)}{1 - \pi(\mathbf{X})} \right\}}_{=: C_\pi} \right]^{-1} \left\{ \frac{\pi(\mathbf{X})(1 - A)}{1 - \pi(\mathbf{X})} \right\} \right] \left[ \{\mathcal{G}(Y_1) - \mathcal{G}(Y_0)\} - \Delta(\mathbf{X}) \right] \right], \end{aligned}$$

where  $\pi(\mathbf{X})$  and  $\Delta(\mathbf{X})$  are working models of  $\Pr(A = 1 \mid \mathbf{X})$  and  $\mathbb{E}\{\mathcal{G}(Y_1) - \mathcal{G}(Y_0) \mid A = 0, \mathbf{X}\}$ , respectively. The identity holds if  $\pi$  or  $\Delta$ , but not necessarily both, is correctly specified. As a result, we have the DR identification of  $\mathbb{E}\{\mathcal{G}(Y_1^{(0)}) \mid A = 1\}$  as follows:

$$\begin{aligned} & \mathbb{E}\{\mathcal{G}(Y_1^{(0)}) \mid A = 1\} \\ &= \frac{1}{\Pr(A = 1)} \mathbb{E} \left[ \left[ A - C_\pi^{-1} \left\{ \frac{\pi(\mathbf{X})(1 - A)}{1 - \pi(\mathbf{X})} \right\} \right] \left[ \{\mathcal{G}(Y_1) - \mathcal{G}(Y_0)\} - \Delta(\mathbf{X}) \right] - A\mathcal{G}(Y_1) \right]. \end{aligned} \tag{19}$$

Again, in (19), the pre-treatment outcome  $Y_0$  is directly employed in the representation whereas our influence function (18) indirectly uses the pre-treatment outcome  $Y_0$  via the pre-treatment odds ratio  $\alpha_0^*$ . Consequently, the DR result requires that the odds ratio needs to be correctly specified whereas it suffices to correctly specify one of the other nuisance components  $\beta_1^*$  and  $\mu^*$ .

## A.5 Details on the Characterization of the Odds Ratio Function at Time 0

To find the efficient influence function of  $\tau_0^*$  and the efficiency bound, we need to characterize the distribution of the observed data satisfying Assumptions (A1)-(A5). The outline of the section is given as follows: (i) we characterize  $\alpha_0^*$  as the solution to a moment equation; (ii) under Assumption (A1)-(A5),  $\alpha_1^*$  is characterized as the solution to the moment equation defined in (i).

For any set  $\mathcal{S} \subseteq \mathcal{S}_0(1)$ , let  $\overline{\mathbb{E}}_{\mathcal{S}}$  be the expectation operator only over  $\mathcal{S} \cap \mathcal{S}_0(0)$  where the odds ratio  $\alpha_0^*$  is well-defined and positive, i.e., for a function  $m$ , we define

$$\overline{\mathbb{E}}_{\mathcal{S}}\{m(Y_0, A, \mathbf{X})\} = \iint_{\mathcal{S} \cap \mathcal{S}_0(0)} m(y, a, \mathbf{x}) P(Y_0 = y, A = a, \mathbf{X} = \mathbf{x}) d(y, \mathbf{x}).$$

With the new notation, the following Lemma provides a moment equation characterizing the restriction over  $\mathcal{S}$  along with its properties.

**Lemma A.3.** *Suppose Assumptions (A1)-(A3) hold. For a set  $\mathcal{S} \subseteq \mathcal{S}_0(1)$ , let  $\Psi_{\mathcal{S}}(\mathbf{O}_0; \alpha, f_{00}, e_{00}, m)$*

be the following function for any integrable function  $m(Y_0, \mathbf{X})$ :

$$\begin{aligned} \Psi_{\mathcal{S}}(\mathbf{O}_0; \alpha, f_{00}, e_{00}, m) \\ = [m(Y_0, \mathbf{X}) - \bar{\mathbb{E}}_{\mathcal{S}, f_{00}}\{m(Y_0, \mathbf{X}) \mid A = 0, \mathbf{X}\}] \{\alpha(Y_0, \mathbf{X})\}^{-A} \{A - e_{00}(A \mid \mathbf{X})\}, \end{aligned} \quad (20)$$

where  $\alpha(y, \mathbf{x})$ ,  $f_{00}(y \mid \mathbf{x})$ , and  $e_{00}(a \mid \mathbf{x})$  are working models of  $\alpha_0^*(y, \mathbf{x})$ ,  $f_0^*(y \mid 0, \mathbf{x})$ , and  $e_0^*(a \mid 0, \mathbf{x})$ , respectively, for  $(y, \mathbf{x}) \in \mathcal{S} \cap \mathcal{S}_0(0)$ , and  $\bar{\mathbb{E}}_{\mathcal{S}, f_{00}}\{m(Y_0, \mathbf{X}) \mid A = 0, \mathbf{X}\} = \int_{\mathcal{S} \cap \mathcal{S}_0(0)} m(y, \mathbf{X}) f_{00}(y \mid \mathbf{X}) dy$ . Then, we have the following results:

- (i)  $\bar{\mathbb{E}}_{\mathcal{S}}\{\Psi_{\mathcal{S}}(\mathbf{O}_0; \alpha_0^*, f_0^*(\cdot \mid 0, \cdot), e_0^*(\cdot \mid 0, \cdot), m)\} = 0$  for any  $m$ , i.e., the odds ratio at time 0 is the solution to the moment equation  $\bar{\mathbb{E}}_{\mathcal{S}}\{\Psi_{\mathcal{S}}(\mathbf{O}_0; \alpha, f_0^*(\cdot \mid 0, \cdot), e_0^*(\cdot \mid 0, \cdot), m)\} = 0$ ;
- (ii) Suppose that  $\alpha^\dagger$  satisfies (a)  $\bar{\mathbb{E}}_{\mathcal{S}}\{\Psi_{\mathcal{S}}(\mathbf{O}_0; \alpha^\dagger, f_0^*(\cdot \mid 0, \cdot), e_0^*(\cdot \mid 0, \cdot), m)\} = 0$  for any  $m$  and (b)  $\alpha^\dagger(0, \mathbf{x}) = 1$  for all  $\mathbf{x}$ . Then, we have  $\alpha^\dagger(y, \mathbf{x}) = \alpha_0^*(y, \mathbf{x})$  almost surely for  $(y, \mathbf{x}) \in \mathcal{S} \cap \mathcal{S}_0(0)$ ;
- (iii)  $\bar{\mathbb{E}}_{\mathcal{S}}\{\Psi_{\mathcal{S}}(\mathbf{O}_0; \alpha_0^*, f_{00}, e_{00}, m)\} = 0$  for any  $m$  if  $f_{00}(y \mid \mathbf{x}) = f_0^*(y \mid 0, \mathbf{x})$  or  $e_{00}(a \mid \mathbf{x}) = e_0^*(a \mid 0, \mathbf{x})$ , but not necessarily both, for  $(y, \mathbf{x}) \in \mathcal{S} \cap \mathcal{S}_0(0)$ .

The proof of Lemma A.3 is in Section B. Result (i) means that the moment equation (20) provides an alternative characterization of the odds ratio function besides its definition when the two baseline densities  $f_0^*(\cdot \mid 0, \cdot)$  and  $e_0^*(\cdot \mid 0, \cdot)$  are correctly specified. Result (ii) implies that  $\alpha_0^*$  is the unique solution to the moment equation among the collection of functions that satisfies the boundary condition of the odds ratio (i.e.,  $\alpha^\dagger(0, \mathbf{x}) = 1$  for all  $\mathbf{x}$ ). These three results indicate that the odds ratio at time 0 is restricted by the moment restriction  $\bar{\mathbb{E}}_{\mathcal{S}}\{\Psi_{\mathcal{S}}(\mathbf{O}; \alpha_0^*, f_0^*(\cdot \mid 0, \cdot), e_0^*(\cdot \mid 0, \cdot), m)\} = 0$ , and is uniquely defined if both baseline densities are correctly specified. Result (iii) shows the moment equation is DR against misspecification of the baseline densities, and the moment restriction is still valid for  $\alpha_0^*$ .

Under the OREC assumption,  $\alpha_1^*(y, \mathbf{x})$  is equivalent to  $\alpha_0^*(y, \mathbf{x})$  over  $\mathcal{S}_0(1) \cap \mathcal{S}_1(0)$ , and consequently, it can be characterized by using the moment equation. If we take  $\mathcal{S} = \mathcal{S}_1(1)$  (which is equal to  $\mathcal{S}_0(1) \cap \mathcal{S}_1(0)$  under Assumptions (A1)-(A5)),  $\alpha_1^*(y, \mathbf{x})$  is characterized as the solution to

the moment equation over  $(y, \mathbf{x}) \in \mathcal{S}_1(1)$  and is equal to zero over  $(y, \mathbf{x}) \in \mathbb{R} \cap \mathcal{S}_1(1)^c$ , i.e.,:

$$\begin{aligned} \text{For } (y, \mathbf{x}) \in \mathcal{S}_1(1), \quad \alpha_1^* \text{ solves } \overline{\mathbb{E}}_{\mathcal{S}_1(1)} \{ \Psi_{\mathcal{S}_1(1)}(\mathbf{O}_0; \alpha, f_0^*(\cdot | 0, \cdot), e_0^*(\cdot | 0, \cdot), m) \} &= 0, \quad (21) \\ \text{For } (y, \mathbf{x}) \in \mathbb{R} \cap \mathcal{S}_1(1)^c, \quad \alpha_1^*(y, \mathbf{x}) &= 0. \end{aligned}$$

Interestingly, the moment equation (20) is connected with the result in [Tchetgen Tchetgen et al. \(2010\)](#). They derive a general form of  $\Lambda_{\text{nuis}}^\perp$ , the orthocomplement of the nuisance tangent space of semiparametric models where the odds ratio is the focal estimand whereas the other nuisance functions are considered as nuisance components. It can be shown that the collection of the square-integrable moment equations  $\{ \Psi_{\mathcal{S}}(\mathbf{O}_0; \alpha_0^*, f_{Y_0|AX}^*, f_{A|Y_0X}^*, m) \mid \text{unrestricted } m \} \cap \mathcal{L}_2$  is equivalent to their tangent space  $\Lambda_{\text{nuis}}^\perp$ .

For simplicity, we provide the form of  $\Lambda_{\text{nuis}}^\perp$  under our framework where all four supports are equivalent, i.e.,  $\mathcal{S}_0(0) = \mathcal{S}_0(1) = \mathcal{S}_1(0) = \mathcal{S}_1(1)$ . Let  $g_0^\dagger(y, a | \mathbf{x})$  be a fixed choice of admissible independence density satisfying  $g_0^\dagger(y, a | \mathbf{x}) = f_0^\dagger(y | \mathbf{x})e_0^\dagger(a | \mathbf{x})$ , and  $\mathbb{E}^\dagger(\cdot | \cdot, \mathbf{X})$  be conditional expectations with respect to  $f_0^\dagger$ . Then,  $\Lambda_{\text{nuis}}^\perp$  is represented as  $\Lambda_{\text{nuis}}^\perp = \{ U(d, f_0^\dagger) \mid \text{unrestricted } d \} \cap \mathcal{L}_2$  where  $U$  is defined as

$$U(d, g_{Y_0A|X}^\dagger) = \left[ \begin{array}{l} d(Y_0, A, \mathbf{X}) - \mathbb{E}^\dagger \{ d(Y_0, A, \mathbf{X}) \mid A, \mathbf{X} \} \\ - \mathbb{E}^\dagger \{ d(Y_0, A, \mathbf{X}) \mid Y_0, \mathbf{X} \} + \mathbb{E}^\dagger \{ d(Y_0, A, \mathbf{X}) \mid \mathbf{X} \} \end{array} \right] \frac{g_0^\dagger(Y_0, A | \mathbf{X})}{g_0^*(Y_0, A | \mathbf{X})}.$$

We can show that  $\Psi(\mathbf{O}_0; \alpha_0^*, m)$  can be written as the form of  $U$  with an appropriately chosen admissible density  $g_0^\dagger$ . We choose  $g_0^\dagger(y, a | \mathbf{x}) = f_0^\dagger(y | \mathbf{x})e_0^\dagger(a | \mathbf{x})$  as

$$f_0^\dagger(y | \mathbf{x}) = f_0^*(y | 0, \mathbf{x}), \quad e_0^\dagger(a | \mathbf{x}) = 0.5, \quad g_0^\dagger(y, a | \mathbf{x}) = 0.5 f_0^*(y | 0, \mathbf{x}) \text{ for } a = 0, 1. \quad (22)$$

Then, we find  $g_0^\dagger(y, a | \mathbf{x})/g_0^*(y, a | \mathbf{x}) = 0.5 f_0^*(y | 0, \mathbf{x})/g_0^*(y, a | \mathbf{x})$ . When  $a = 0$  we get

$$\frac{f_0^*(y | 0, \mathbf{x})}{g_0^*(y, 0 | \mathbf{x})} = \frac{f_0^*(y | 0, \mathbf{x})}{f_0^*(y | 0, \mathbf{x}) e_{A|X}^*(0 | \mathbf{x})} = L(\mathbf{x}) e_0^*(1 | 0, \mathbf{x}),$$

where  $L(\mathbf{x}) = f_{Y_0|X}^*(0 | \mathbf{x})/e_{A|X}^*(0 | \mathbf{x})/g_0^*(0, 1 | \mathbf{x})$ ; here  $f_{Y_0|X}^*$  is the conditional density of  $Y_0 | \mathbf{X}$

and  $e_{A|X}^*$  is the conditional probability of  $A \mid \mathbf{X}$ . When  $a = 1$ , we obtain

$$\begin{aligned} \frac{f_0^*(y \mid 0, \mathbf{x})}{g_0^*(y, 1 \mid \mathbf{x})} &= \frac{f_0^*(y \mid 0, \mathbf{x})}{f_0^*(y \mid 1, \mathbf{x})} \frac{1}{e_{A|X}^*(1 \mid \mathbf{x})} = \frac{f_0^*(y \mid 0, \mathbf{x})}{f_0^*(y \mid 1, \mathbf{x})} \frac{f_0^*(0 \mid 1, \mathbf{x})}{f_0^*(0 \mid 0, \mathbf{x})} \frac{f_0^*(0 \mid 0, \mathbf{x})}{f_0^*(0 \mid 1, \mathbf{x})} \frac{1}{e_{A|X}^*(1 \mid \mathbf{x})} \\ &= \left\{ \alpha_0^*(y, \mathbf{x}) \right\}^{-1} \frac{f_0^*(0 \mid 0, \mathbf{x})}{f_0^*(0 \mid 1, \mathbf{x})} \frac{1}{e_{A|X}^*(1 \mid \mathbf{x})} = \left\{ \alpha_0^*(y, \mathbf{x}) \right\}^{-1} L(\mathbf{x}) e_0^*(0 \mid 0, \mathbf{x}) . \end{aligned}$$

Therefore, we find

$$\frac{g_0^\dagger(y, a \mid \mathbf{x})}{g_0^*(y, a \mid \mathbf{x})} = 0.5 L(\mathbf{x}) \left\{ \alpha_0^*(y, \mathbf{x}) \right\}^{-A} \left\{ A - \mathbb{E}(A \mid Y_0 = 0, \mathbf{X} = \mathbf{x}) \right\} .$$

Additionally, we can represent any  $d(Y_0, A, \mathbf{X})$  as  $d(Y_0, A, \mathbf{X}) = A d_1(Y_0, \mathbf{X}) + (1 - A) d_0(Y_0, \mathbf{X})$ .

Consequently,

$$\begin{aligned} d(Y_0, A, \mathbf{X}) - \mathbb{E}^\dagger \{ d(Y_0, A, \mathbf{X}) \mid A, \mathbf{X} \} &= \mathbb{E}^\dagger \{ d(Y_0, A, \mathbf{X}) \mid Y_0, \mathbf{X} \} + \mathbb{E}^\dagger \{ d(Y_0, A, \mathbf{X}) \mid \mathbf{X} \} \\ &= A d_1(Y_0, \mathbf{X}) + (1 - A) d_0(Y_0, \mathbf{X}) \\ &\quad - d_1(Y_0, \mathbf{X}) \mathbb{E}^\dagger(A \mid Y_0, \mathbf{X}) - d_0(Y_0, \mathbf{X}) \mathbb{E}^\dagger(1 - A \mid Y_0, \mathbf{X}) \\ &\quad - A \mathbb{E}^\dagger \{ d_1(Y_0, \mathbf{X}) \mid A, \mathbf{X} \} - (1 - A) \mathbb{E}^\dagger \{ d_0(Y_0, \mathbf{X}) \mid A, \mathbf{X} \} \\ &\quad - \mathbb{E}^\dagger \{ A d_1(Y_0, \mathbf{X}) + (1 - A) d_0(Y_0, \mathbf{X}) \mid \mathbf{X} \} \\ &= (A - 0.5) \left[ \{ d_1(Y_0, \mathbf{X}) - d_0(Y_0, \mathbf{X}) \} - \mathbb{E} \{ d_1(Y_0, \mathbf{X}) - d_0(Y_0, \mathbf{X}) \mid A = 0, \mathbf{X} \} \right] . \end{aligned}$$

Let  $m(y, \mathbf{x})$  be  $m(y, \mathbf{x}) = 0.5 \{ d_1(y, \mathbf{x}) - d_0(y, \mathbf{x}) \} L(\mathbf{x})$ . Then, combining the established result, we find  $\Psi$  is a special case of  $U$  when  $g_0^\dagger$  is chosen as in (22).

$$\begin{aligned} U(d, g_0^\dagger) &= \left[ \begin{array}{c} d(Y_0, A, \mathbf{X}) - \mathbb{E}^\dagger \{ d(Y_0, A, \mathbf{X}) \mid A, \mathbf{X} \} \\ - \mathbb{E}^\dagger \{ d(Y_0, A, \mathbf{X}) \mid Y_0, \mathbf{X} \} + \mathbb{E}^\dagger \{ d(Y_0, A, \mathbf{X}) \mid \mathbf{X} \} \end{array} \right] \frac{g_0^\dagger(Y_0, A \mid \mathbf{X})}{g_0^*(Y_0, A \mid \mathbf{X})} \\ &= [m(Y_0, \mathbf{X}) - \mathbb{E} \{ m(Y_0, \mathbf{X}) \mid A = 0, \mathbf{X} \}] \left\{ \alpha_0^*(Y_0, \mathbf{X}) \right\}^{-A} \left\{ A - \mathbb{E}(A \mid Y_0 = 0, \mathbf{X}) \right\} \\ &= \Psi(\mathbf{O}_0; \alpha_0^*, m) . \end{aligned}$$

Therefore, we find  $\Lambda_{\text{nuis}}^\perp$  is equivalent to  $\{ \Psi(\mathbf{O}_0; \alpha_0^*, m) \mid \text{unrestricted } m \}$ .

## A.6 Details on the Substitution Estimator

As a simple approach to construct an estimator for  $\tau_0$ , one could in principle proceed in two stages, first by computing  $\widehat{f}_0(y \mid 0, \mathbf{x})$ ,  $\widehat{f}_0(y \mid 1, \mathbf{x})$ ,  $\widehat{f}_1(y \mid 0, \mathbf{x})$ , and  $\widehat{\Pr}(A = 1 \mid \mathbf{X} = \mathbf{x})$  using non-parametric estimators of the corresponding unknown functions. These density estimates in principle could be obtained by standard nonparametric kernel (conditional) density estimation techniques (Hall et al., 2004; Hayfield and Racine, 2008; Li and Racine, 2008; Li et al., 2013), or via nonparametric kernel (conditional) density operators (Song et al., 2013; Schuster et al., 2020). Then, using relationships given by equations (1), (2), and (3), one could obtain plug-in estimates  $\widehat{\beta}_0^{\text{PI}}$ ,  $\widehat{\alpha}_1^{\text{PI}}$ ,  $\widehat{\beta}_1^{\text{PI}}$ ,  $\widehat{\mu}^{\text{PI}}$ , and  $\widehat{R}^{\text{PI}}$ . Using the estimated nuisance functions, one might then estimate  $\tau_0^*$  as follows:

$$\widehat{\tau}_0^{\text{PI}} = \left\{ \mathbb{P}(A) \right\}^{-1} \times \mathbb{P} \left[ \begin{aligned} & \widehat{\beta}_1^{\text{PI}}(\mathbf{X}) \widehat{\alpha}_1^{\text{PI}}(Y_1, \mathbf{X}) (1 - A) \{Y_1 - \widehat{\mu}^{\text{PI}}(\mathbf{X})\} + A \widehat{\mu}^{\text{PI}}(\mathbf{X}) \\ & + (2A - 1) \widehat{R}^{\text{PI}}(Y_0, A, \mathbf{X}) \{Y_0 - \widehat{\mu}^{\text{PI}}(\mathbf{X})\} \end{aligned} \right].$$

Unfortunately, the simple substitution estimator  $\widehat{\tau}_0^{\text{PI}}$  is unlikely to perform well in finite samples mainly because, with the exception of  $\widehat{\mu}^{\text{PI}}$ , all nuisance functions used in  $\widehat{\tau}_0^{\text{PI}}$  involve ratios of densities. As a result, the simple substitution estimator may be overly sensitive to density estimates appearing in denominators, potentially leading to instability in the weights and in the corresponding estimate of the functional of interest.

## A.7 Details on Density Ratio Estimation

In Section 4.2.1, we use the KL divergence as the distance measure between the numerator  $h_{0|0}^*(y, \mathbf{x})$  and the denominator scaled by the density ratio  $h_{0|0}^*(y, \mathbf{x}) r_0^*(y, \mathbf{x})$ . Instead, we can use other distance measures to construct an estimator of  $r_0^*$ . For instance, one can consider the least-squares importance fitting (Kanamori et al., 2008) by minimizing the squared loss:

$$r_0^* = \arg \min_{r \in \mathcal{H}_{0X}} \iint_{\mathcal{S}_0(0) \cap \mathcal{S}_0(1)} \left\{ r(y, \mathbf{x}) - r^*(y, \mathbf{x}) \right\}^2 h_{0|0}^*(y, \mathbf{x}) d(y, \mathbf{x}) .$$

The empirical counterpart of the solution to the equation is  $\widehat{r}_{0, \text{MSE}}^{(-k)}(y, \mathbf{x}) = \sum_{j \in \mathcal{I}_{k1}^c} \widehat{\gamma}_j^{(-k)} \cdot \mathcal{K}((y, \mathbf{x}), (y_j, \mathbf{x}_j))$  where the coefficients  $\widehat{\gamma}_i$ s are obtained by solving the following optimization problem including  $L_2$ -

regularization term:

$$\begin{aligned}\hat{\gamma}^{(-k)} &:= \arg \min_{\gamma} \left[ \mathbb{P}_{\mathcal{I}_{k0}^c} \left\{ \left( K_{1\cdot}^{(-k)} \gamma \right)^2 \right\} - 2 \mathbb{P}_{\mathcal{I}_{k1}^c} \left\{ \left( K_{0\cdot}^{(-k)} \gamma \right)^2 \right\} + \lambda \gamma^\top K_{\cdot\cdot}^{(-k)} \gamma \right], \\ K_{a\cdot}^{(-k)} &= \left[ \mathcal{K}((y_i, \mathbf{x}_i), (y_j, \mathbf{x}_j)) \right]_{\substack{i \in \mathcal{I}_{ka}^c \\ j \in \mathcal{I}_k^c}}, K_{\cdot\cdot}^{(-k)} = \left[ \mathcal{K}((y_i, \mathbf{x}_i), (y_j, \mathbf{x}_j)) \right]_{i,j \in \mathcal{I}_k^c},\end{aligned}$$

where  $\lambda$  is the regularization parameter that can be chosen from cross-validation. The solution can be efficiently obtained via re-framing it as quadratic programming, and  $\hat{r}_{\text{MSE}}^{(-k)}$  converges to the optimal function in  $\mathcal{H}_{0X}$  with  $o_P(N^{-1/4})$  rate under additional conditions; see [Kanamori et al. \(2012\)](#) for details.

Instead of targeting the conditional density of  $Y_0$  given  $(A, \mathbf{X})$ , we may see the problem from another by focusing on the conditional probability of  $A$  given  $(Y_0, \mathbf{X})$ . Specifically, based on the Bayes formula and the definition of  $e_0^*(a \mid y, \mathbf{x}) = \Pr(A = a \mid Y_0 = y, \mathbf{X} = \mathbf{x})$ , we find

$$r_0^*(y, \mathbf{x}) = \frac{\Pr(A = 0 \mid \mathbf{X} = \mathbf{x}) e_0^*(1 \mid y, \mathbf{x})}{\Pr(A = 1 \mid \mathbf{X} = \mathbf{x}) e_0^*(0 \mid y, \mathbf{x})}$$

Consequently, we can obtain a density ratio estimate based on any probabilistic classification machine learning (ML) methods, i.e.,

$$\hat{r}_{0,\text{ML}}^{(-k)}(y, \mathbf{x}) = \frac{\widehat{\Pr}^{(-k)}(A = 0 \mid \mathbf{X}) \hat{e}_0^{(-k)}(1 \mid y, \mathbf{x})}{\widehat{\Pr}^{(-k)}(A = 1 \mid \mathbf{X}) \hat{e}_0^{(-k)}(0 \mid y, \mathbf{x})}.$$

Under mild conditions, the ML-based estimate  $\hat{r}_{0,\text{ML}}^{(-k)}$  achieves  $o_P(N^{-1/4})$  when the conditional probabilities are estimate by Lasso ([Belloni and Chernozhukov, 2011, 2013](#)), random forests ([Wager and Walther, 2016](#); [Syrkanis and Zampetakis, 2020](#)), neural networks ([Xiaohong Chen and White, 1999](#); [Farrell et al., 2021](#)), and boosting ([Luo and Spindler, 2016](#)). We may use ensemble learners of many ML methods based on superlearner algorithm ([van der Laan et al., 2007](#)); see [Hastie et al. \(2009\)](#) for details on various ML methods.

We can also use ensemble of density ratio estimators for improved estimation. In particular, we consider the following weighted geometric mean:

$$\hat{r}_0^{(-k)}(y, \mathbf{x}; \mathbf{w}) = \prod_{j=1}^J \left\{ \hat{r}_{0,j}^{(-k)}(y, \mathbf{x}) \right\}^{w_j}, \quad \sum_{j=1}^J w_j = 1, \quad \mathbf{w} = (w_1, \dots, w_J)^\top \geq \mathbf{0}.$$

where  $\hat{r}_{0,j}^{(-k)}$  is the  $j$ th density ratio estimate such as  $\hat{r}_{0,\text{KL}}^{(-k)}$ ,  $\hat{r}_{0,\text{MSE}}^{(-k)}$ , and  $\hat{r}_{0,\text{ML}}^{(-k)}$ . We can choose  $\mathbf{w}$  by focusing on the alternative representations of  $f_0^*(y | 1, \mathbf{x})$ . Let  $\hat{h}_{0|0}^{(-k)}(y, \mathbf{x})$  and  $\hat{h}_{0|1}^{(-k)}(y, \mathbf{x})$  be the density estimates obtained from nonparametric density estimation methods. By the definition of  $r_0^*$ , we may choose  $\hat{\mathbf{w}}$  so that the two density estimators  $\hat{r}_0^{(-k)}(y, \mathbf{x}; \hat{\mathbf{w}}) \cdot \hat{h}_{0|0}^{(-k)}(y, \mathbf{x})$  and  $\hat{h}_{0|1}^{(-k)}(y, \mathbf{x})$ , are similar to each other in the  $L_2$  distance or the KL divergence. Using these density ratio estimators, we can obtain the baseline odds of  $A$  at time 0 and a corresponding odds ratio estimator. Additionally, we likewise obtain an estimator of  $r_1^*$  from a similar estimation procedure.

We conclude the section by discussing how to select reference outcome values to improve estimation performance. Occasionally, the conditional density of  $(Y_0, A = 0) | \mathbf{X}$  at the reference outcome value  $y_R$ , i.e.,  $g_0^*(y_R, 0 | \mathbf{x})$ , can be extremely small. This issue arises when some covariates are strongly predictive of the outcome, and make the conditional support of  $Y_0 | (A = 0, \mathbf{X} = \mathbf{x})$  much narrower than the marginal support of  $Y_0 | A = 0$ . Then, the reference outcome value  $y_R$  may not belong to the conditional support of  $Y_0 | (A = 0, \mathbf{X} = \mathbf{x})$  for some covariates  $\mathbf{x}$  even though  $y_R$  belongs to the marginal support of  $Y_0 | A = 0$ . In this case, nuisance components having  $g_0^*(y_R, 0 | \mathbf{x})$  as the denominator might be ill-posed. To resolve this issue, we tune the reference outcome value for each  $\mathbf{x}$ , say  $y_R(\mathbf{x})$ , so that  $g_0^*(y_R(\mathbf{x}), 0 | \mathbf{x})$  is sufficiently large. For example, we may select  $y_R(\mathbf{x})$  as the median of the empirical conditional distribution  $Y_0 | (A = 0, \mathbf{X} = \mathbf{x})$ . This choice appears to yield a considerably more stable estimator of the density ratios and the odds ratio functions.

## A.8 Details on Minimax Estimation

We first present the result when the DR moment equation is used instead of the EIF. Note that the DR influence function IF evaluated at the estimated odds ratio function is given by

$$\begin{aligned} \text{IF}(\mathbf{O}_1; \beta_1, \mu) &= \frac{1}{\Pr(A = 1)} \left[ \beta_1(\mathbf{X}) \hat{\alpha}_1^{(-k)}(Y_1, \mathbf{X}) (1 - A) \{Y_1 - \mu(\mathbf{X})\} + A \mu(\mathbf{X}) \right] - \frac{A \mathbb{E}\{Y_1^{(0)} | A = 1\}}{\Pr(A = 1)} \\ &= \frac{1}{\Pr(A = 1)} \left[ \begin{array}{c} -\hat{\alpha}_1^{(-k)}(Y_1, \mathbf{X}) (1 - A) \beta_1(\mathbf{X}) \mu(\mathbf{X}) \\ + \hat{\alpha}_1^{(-k)}(Y_1, \mathbf{X}) Y_1 (1 - A) \beta_1(\mathbf{X}) + A \mu(\mathbf{X}) \end{array} \right] - \frac{A \mathbb{E}\{Y_1^{(0)} | A = 1\}}{\Pr(A = 1)}. \end{aligned}$$

Following [Ghassami et al. \(2022\)](#), based on the DR moment equation, we may define minimax estimators of  $\widehat{\beta}_1^{(-k)}$  and  $\widehat{\mu}^{(-k)}$ :

$$\begin{aligned}\widehat{\beta}_1^{(-k)} &= \arg \min_{\beta_1 \in \mathcal{H}_X} \left[ \max_{\mu \in \mathcal{H}_X} [\mathbb{P}_{\mathcal{I}_k^c} [\mu(\mathbf{X}) \{A - \widehat{\alpha}_1^{(-k)}(Y_1, \mathbf{X})(1-A)\beta_1(\mathbf{X})\} - \mu^2(\mathbf{X})] - \lambda_{\beta, \mu} \|\mu\|_{\mathcal{H}_X}^2] \right. \\ &\quad \left. + \lambda_{\beta, \beta} \|\beta_1\|_{\mathcal{H}_X}^2 \right], \\ \widehat{\mu}^{(-k)} &= \arg \min_{\mu \in \mathcal{H}_X} \left[ \max_{\beta_1 \in \mathcal{H}_X} [\mathbb{P}_{\mathcal{I}_k^c} [\beta_1(\mathbf{X}) \widehat{\alpha}_1^{(-k)}(Y_1, \mathbf{X})(1-A)\{Y_1 - \mu(\mathbf{X})\} - \beta_1^2(\mathbf{X})] - \lambda_{\mu, \beta} \|\beta_1\|_{\mathcal{H}_X}^2] \right. \\ &\quad \left. + \lambda_{\mu, \mu} \|\mu\|_{\mathcal{H}_X}^2 \right],\end{aligned}$$

Next, we present the closed form solution of  $\widehat{\beta}_1^{(-k)}$  in (7); the other estimators  $\widehat{\mu}^{(-k)}$  can be obtained in a similar manner. We consider a more generalized form of (7):

$$\widehat{\beta}_1^{(-k)} = \arg \min_{\beta_1 \in \mathcal{H}_X} \left[ \max_{\mu \in \mathcal{H}_X} \mathbb{P}_{\mathcal{I}_k^c} [\mu(\mathbf{X}) \{q_0(\mathbf{O})\beta_1(\mathbf{X}) + q_1(\mathbf{O})\} - \lambda_{\mu} \|\mu\|_{\mathcal{H}_X}^2] + \lambda_{\beta} \|\beta_1\|_{\mathcal{H}_X}^2 \right].$$

Equation (7) is recovered with  $q_0 = \widehat{\zeta}_1$  and  $q_1 = A$ . Let  $\mathcal{K}(\cdot, \cdot; \kappa)$  be the Gaussian kernel  $\mathcal{K}(\mathbf{x}, \mathbf{x}'; \kappa) = \exp \{ -\kappa \|\mathbf{x} - \mathbf{x}'\|_2^2 \}$  with the bandwidth parameter  $\kappa$ , and let

$$\begin{aligned}M &= |\mathcal{I}_k^c|, \quad I_M = M \times M\text{-identity matrix}, \quad K_{\cdot\cdot}^{(-k)}(\kappa) = [\mathcal{K}(\mathbf{x}_i, \mathbf{x}_j; \kappa)]_{i,j \in \mathcal{I}_k^c} \in \mathbb{R}^{M \times M}, \\ Q_0^{(-k)} &= \text{diag}\{q_0(\mathbf{O}_i)\}_{i \in \mathcal{I}_k^c} \in \mathbb{R}^{M \times M}, \quad \mathbf{q}_1^{(-k)} = [q_1(\mathbf{O}_i)]_{i \in \mathcal{I}_k^c}^\top \in \mathbb{R}^M.\end{aligned}$$

Then, the closed-form representation  $\widehat{\beta}_1^{(-k)}$  is given as  $\widehat{\beta}_1^{(-k)} = \sum_{i \in \mathcal{I}_k^c} \mathcal{K}(\mathbf{x}, \mathbf{x}_i) \widehat{\gamma}_i^{(-k)}$  where the coefficients  $\widehat{\gamma}_i^{(-k)}$  are obtained as

$$\begin{aligned}\widehat{\gamma}^{(-k)} &= [\widehat{\gamma}_i^{(-k)}]_{i \in \mathcal{I}_k^c} \\ &= - \left\{ K_{\cdot\cdot}^{(-k)}(\kappa_\beta) Q_0^{(-k)} \Gamma^{(-k)} Q_0^{(-k)} K_{\cdot\cdot}^{(-k)}(\kappa_\beta) + M^{-1} \lambda_\beta K_{\cdot\cdot}^{(-k)}(\kappa_\beta) \right\}^\dagger \left\{ K_{\cdot\cdot}^{(-k)}(\kappa_\beta) Q_0^{(-k)} \Gamma^{(-k)} \mathbf{q}_1^{(-k)} \right\}, \\ \Gamma^{(-k)} &= 0.25 K_{\cdot\cdot}^{(-k)}(\kappa_\xi) \left\{ M^{-1} K_{\cdot\cdot}^{(-k)}(\kappa_\xi) + \lambda_\xi I_M \right\}^\dagger\end{aligned}$$

where  $V^\dagger$  is the pseudo-inverse of a matrix  $V$ ; see the Supplementary Material of [Ghassami et al. \(2022\)](#) for details.

We use cross-validation to select the hyperparameters  $\eta = (\kappa_\beta, \kappa_\xi, \lambda_\beta, \lambda_\xi)$ , where we can either use the projected risk ([Dikkala et al., 2020](#); [Ghassami et al., 2022](#)), or the MSE compared to the plug-in estimates. The population-level projected risk is defined as  $\mathbb{E}_X [\|\mathbb{E}[q_0(\mathbf{O})\{\widehat{\beta}_1^{(-k)}(\mathbf{X}) -$

$\beta_1^*(\mathbf{X})\} \|\mathbf{X}\|_2^2]$ , and its empirical counterpart evaluated over the validation set  $\mathcal{V}$  and the hyperparameter  $\eta$  is represented as  $\widehat{\beta}^{(-k)}(\mathcal{V})^\top \Gamma(\mathcal{V}) \widehat{\beta}^{(-k)}(\mathcal{V})$  where

$$\begin{aligned}\widehat{\beta}^{(-k)}(\mathcal{V}) &= [\widehat{\beta}_1^{(-k)}(\mathbf{x}_j)]_{j \in \mathcal{V}} \in \mathbb{R}^M, \\ \Gamma(\mathcal{V}) &= 0.25K_{..}(\mathcal{V}, \kappa_\xi) \left\{ |\mathcal{V}|^{-1} K_{..}(\mathcal{V}, \kappa_\xi) + \lambda_\xi I_M \right\}^\dagger, \quad K_{..}(\mathcal{V}, \kappa_\xi) = [\mathcal{K}(\mathbf{x}_i, \mathbf{x}_j; \kappa)]_{i,j \in \mathcal{V}} \in \mathbb{R}^{|\mathcal{V}| \times |\mathcal{V}|}.\end{aligned}$$

Therefore, we may choose the hyperparameters that minimize the empirical cross-validated projected risk. Alternatively, we can compare the minimax estimates  $\widehat{\beta}_1^{(-k)}$  to the plug-in estimates  $\widehat{\beta}_{1,\text{PI}}^{(-k)}$  obtained from (2) where the density  $\widehat{f}_1^{(-k)}(y | 0, \mathbf{x})$  is obtained as  $\widehat{r}_1(y, \mathbf{x}) \widehat{f}_0^{(-k)}(y | 0, \mathbf{x})$ ; here  $\widehat{r}_1$  is the estimate of the density ratio  $r_1^* = f_1^*(y | 0, \mathbf{x}) / f_0^*(y | 0, \mathbf{x})$ . Then, the empirical MSE evaluated over the validation set is  $|\mathcal{V}|^{-1} \sum_{i \in \mathcal{V}} \{\widehat{\beta}_1^{(-k)}(\mathbf{X}_i) - \widehat{\beta}_{1,\text{PI}}^{(-k)}(\mathbf{X}_i)\}^2$ , and the hyperparameters minimizing the cross-validated empirical MSE is chosen.

We conclude the section by presenting a remedial strategy to address widely varying  $\beta_1^*$ . First, we use  $\widehat{\beta}_{1,\text{PI}}^{(-k)}$ , the plug-in estimates of  $\beta_1$ , to empirically check the range of  $\beta_1^*$ . We recommend to follow the estimation procedure below if the range of  $\widehat{\beta}_{1,\text{PI}}^{(-k)}$  is excessively wide in that the maximum is larger than ten times the minimum. In this case, we focus on estimating  $b_1^*(\mathbf{X}) = \beta_1^*(\mathbf{X}) / \widehat{\beta}_{1,\text{PI}}^{(-k)}(\mathbf{X})$  instead of  $\beta_1^*$ . Of note,  $b_1^*(\mathbf{X})$  are close to 1 when  $\widehat{\beta}_{1,\text{PI}}^{(-k)}$  is a good estimate, and consequently, the minimax estimates of  $b_1^*$  would vary less than the minimax estimates of  $\beta_1^*$ . Thus, we consider the following minimax problem:

$$\begin{aligned}\widehat{\beta}_1^{(-k)}(\mathbf{X}) &= \widehat{\beta}_{1,\text{PI}}^{(-k)} \cdot \widehat{b}_1(\mathbf{X}) \\ \widehat{b}_1(\mathbf{X}) &= \arg \min_{b_1 \in \mathcal{H}_X} \left[ \max_{\mu \in \mathcal{H}_X} [\mathbb{P}_{\mathcal{I}_k^c} [\mu(\mathbf{X}) \{q_0(\mathbf{O}) \widehat{\beta}_{1,\text{PI}}^{(-k)} b_1(\mathbf{X}) + q_1(\mathbf{O})\} - \mu^2(\mathbf{X})] - \lambda_{\beta, \mu} \|\mu\|_{\mathcal{H}_X}^2] \right. \\ &\quad \left. + \lambda_{\beta, \beta} \|b_1\|_{\mathcal{H}_X}^2 \right].\end{aligned}$$

To select good hyperparameter values, we may consider the squared deviation between  $\widehat{\beta}_1^{(-k)}$  and  $\widehat{\beta}_{1,\text{PI}}^{(-k)}$  or that between  $\log(\widehat{\beta}_1^{(-k)})$  and  $\log(\widehat{\beta}_{1,\text{PI}}^{(-k)})$  to account for a wide range of the estimator.

## A.9 Details on Minimax Estimation Under Binary Outcomes

The procedure in Section 4.2 is valid for binary outcomes, but some steps can be simplified due to the discrete nature of the outcome. First, the odds ratio can be estimated based on the probabilistic ML

methods. Specifically, let  $\mathbb{1}(Y_0 = y, A = a)$  for  $(y, a) \in \{(0, 0), (0, 1), (1, 0), (1, 1)\}$  be the response variable and  $\mathbf{X}$  be the explanatory variable. Using the probabilistic ML methods and their ensemble via superlearner (van der Laan et al., 2007), we obtain the estimates for  $p_0^*(y, a \mid \mathbf{X}) := \Pr(Y_0 = y, A = a \mid \mathbf{X})$  using the estimation fold  $\mathcal{I}_k^c$ , denoted by  $\hat{p}_0^{(-k)}(y, a \mid \mathbf{X})$ . The baseline odds function of  $A$  at time 0 and odds ratio estimators are given as

$$\hat{\beta}_0^{(-k)}(\mathbf{x}) = \frac{\hat{p}_0^{(-k)}(0, 1 \mid \mathbf{x})}{\hat{p}_0^{(-k)}(0, 0 \mid \mathbf{x})}, \quad \hat{\alpha}_1^{(-k)}(y, \mathbf{x}) = \frac{\hat{p}_0^{(-k)}(1, 1 \mid \mathbf{x}) \hat{p}_0^{(-k)}(0, 0 \mid \mathbf{x})}{\hat{p}_0^{(-k)}(1, 0 \mid \mathbf{x}) \hat{p}_0^{(-k)}(0, 1 \mid \mathbf{x})}.$$

Similarly, we can obtain the estimates for  $p_1^*(y \mid \mathbf{X}) = \Pr(Y_1 = y, A = 0 \mid \mathbf{X})$ , denoted by  $\hat{p}_1^{(-k)}(y \mid \mathbf{X})$ . For the rest of the steps, we can use the EIF and the same estimation strategy in Section 4.2.2 to obtain  $\hat{\tau}_0$ .

For the binary outcome simulation and application, we include the following machine learning methods in the superlearner library: linear regression via `glm`, lasso/elastic net via `glmnet` (Friedman et al., 2010), spline via `earth` (Friedman, 1991) and `polyspline` (Kooperberg, 2020), generalized additive model via `gam` (Hastie and Tibshirani, 1986), boosting via `xgboost` (Chen and Guestrin, 2016) and `gbm` (Greenwell et al., 2019), random forest via `ranger` (Wright and Ziegler, 2017), and neural net via `RSNNS` (Bergmeir and Benítez, 2012).

We can use the DR moment equation IF in (18) instead of the EIF to estimate the two nuisance functions and use an alternative form of the EIF to evaluate the ATT. Note that  $g_1^*(Y_0, 1 \mid \mathbf{X})\{Y_0 - \mu^*(\mathbf{X})\}$  is given as

$$\begin{aligned} g_1^*(Y_0, 1 \mid \mathbf{X})\{Y_0 - \mu^*(\mathbf{X})\} &= \begin{cases} \Pr(A = 1 \mid \mathbf{X})\mu^*(\mathbf{X})\{1 - \mu^*(\mathbf{X})\} & \text{if } Y_0 = 1 \\ -\Pr(A = 1 \mid \mathbf{X})\{1 - \mu^*(\mathbf{X})\}\mu^*(\mathbf{X}) & \text{if } Y_0 = 0 \end{cases} \\ &= (2Y_0 - 1)\{p_0^*(0, 1 \mid \mathbf{X}) + p_0^*(1, 1 \mid \mathbf{X})\}\mu^*(\mathbf{X})\{1 - \mu^*(\mathbf{X})\}. \end{aligned}$$

Therefore, we find the augmentation term is equivalent to

$$\begin{aligned}
& (2A - 1)R^*(Y_0, A, \mathbf{X})\{Y_0 - \mu^*(\mathbf{X})\} \\
&= (2A - 1) \frac{g_1^*(Y_0, 1 \mid \mathbf{X})\{Y_0 - \mu^*(\mathbf{X})\}}{g_0^*(Y_0, A \mid \mathbf{X})} \\
&= \frac{(2A - 1)(2Y_0 - 1)\{p_0^*(0, 1, \mathbf{X}) + p_0^*(1, 1, \mathbf{X})\}\mu^*(\mathbf{X})\{1 - \mu^*(\mathbf{X})\}}{p_0^*(Y_0, A \mid \mathbf{X})}.
\end{aligned}$$

Consequently, the EIF under a binary outcome is represented as

$$\text{IF}^*(\mathbf{O}) = \frac{1}{\Pr(A = 1)} \left[ \frac{\beta_1^*(\mathbf{X})\alpha_1^*(Y_1, \mathbf{X})(1 - A)\{Y_1 - \mu^*(\mathbf{X})\} + A\mu^*(\mathbf{X})}{+(2A - 1)(2Y_0 - 1) \frac{\{p_0^*(0, 1, \mathbf{X}) + p_0^*(1, 1, \mathbf{X})\}\mu^*(\mathbf{X})\{1 - \mu^*(\mathbf{X})\}}{p_0^*(Y_0, A \mid \mathbf{X})}} \right] - \frac{A\mathbb{E}\{Y_1^{(0)} \mid A = 1\}}{\Pr(A = 1)}.$$

The form is quadratic in  $\mu^*(\mathbf{X})$ , and consequently, we cannot use the EIF to directly apply the minimax estimation. Instead, we may use the inefficient moment equation and  $\mu^*(\mathbf{X})$ , i.e.,

$$\begin{aligned}
\hat{\beta}_1^{(-k)} &= \arg \min_{\beta_1 \in \mathcal{H}_X} \left[ \max_{\mu \in \mathcal{H}_X} \left[ \mathbb{P}_{\mathcal{I}_k^c} [\mu(\mathbf{X})\{A - \hat{\alpha}_1^{(-k)}(Y_1, \mathbf{X})(1 - A)\beta_1(\mathbf{X})\} - \mu^2(\mathbf{X})] - \lambda_{\beta, \mu} \|\mu\|_{\mathcal{H}_X}^2 \right] \right. \\
&\quad \left. + \lambda_{\beta, \beta} \|\beta_1\|_{\mathcal{H}_X}^2 \right], \\
\hat{\mu}^{(-k)} &= \arg \min_{\mu \in \mathcal{H}_X} \left[ \max_{\beta_1 \in \mathcal{H}_X} \left[ \mathbb{P}_{\mathcal{I}_k^c} [\beta_1(\mathbf{X})\hat{\alpha}_1^{(-k)}(Y_1, \mathbf{X})(1 - A)\{Y_1 - \mu(\mathbf{X})\} - \beta_1^2(\mathbf{X})] - \lambda_{\mu, \beta} \|\beta_1\|_{\mathcal{H}_X}^2 \right] \right. \\
&\quad \left. + \lambda_{\mu, \mu} \|\mu\|_{\mathcal{H}_X}^2 \right].
\end{aligned}$$

Lastly, we obtain the ATT estimate using the alternative form of EIF is  $\hat{\tau}_0 = K^{-1} \sum_{k=1}^K \hat{\tau}_0^{(k)}$  where

$$\hat{\tau}_0^{(k)} = \left\{ \mathbb{P}(A) \right\}^{-1} \mathbb{P}_{\mathcal{I}_k} \left[ \frac{\hat{\beta}_1^{(-k)}(\mathbf{X})\hat{\alpha}_1^{(-k)}(Y_1, \mathbf{X})(1 - A)\{Y_1 - \hat{\mu}^{(-k)}(\mathbf{X})\} + A\hat{\mu}^{(-k)}(\mathbf{X})}{+(2A - 1)(2Y_0 - 1) \frac{\{\hat{p}_0^{(-k)}(0, 1, \mathbf{X}) + \hat{p}_0^{(-k)}(1, 1, \mathbf{X})\}\hat{\mu}^{(-k)}(\mathbf{X})\{1 - \hat{\mu}^{(-k)}(\mathbf{X})\}}{\hat{p}_0^{(-k)}(Y_0, A \mid \mathbf{X})}} \right].$$

## A.10 Multiplier Bootstrap Confidence Intervals

We consider a multiplier bootstrap-based variance estimator and confidence intervals estimator.

The details are provided in the algorithm below:

Of note, we can generate  $\epsilon_{i,b}$  from a distribution with unity mean and variance.

---

**Algorithm 1** Multiplier Bootstrap Procedure

---

**Require:** Number of bootstrap estimates  $B$ ; EIF estimates  $\hat{\psi}_i^{(-k)}$  for  $i \in \mathcal{I}_k$  and  $k = 1, \dots, K$

- 1: **for**  $b = 1, \dots, B$  **do**
- 2:   Generate i.i.d. random variables  $\epsilon_{i,b} \sim N(1, 1)$  for  $i \in \mathcal{I}_k$  and  $k = 1, \dots, K$
- 3:   Let  $\hat{\psi}_{i,b}^{(-k)} = \epsilon_{i,b} \hat{\psi}_i^{(-k)}$
- 4:   Calculate  $\hat{\tau}_b = K^{-1} \sum_{k=1}^K [\mathbb{P}_{\mathcal{I}_k} \{ \hat{\psi}_{i,b}^{(-k)} \}]$
- 5: **end for**
- 6: Let  $\hat{\sigma}_{\text{boot}}^2$  be the empirical variance of  $\{\hat{\tau}_b \mid b = 1, \dots, B\}$
- 7: Let  $\hat{q}_{\text{boot}, \alpha}$  be the  $100\alpha$ -th percentile of  $\{\hat{\tau}_b \mid b = 1, \dots, B\}$
- 8: **return** Variance estimate  $\hat{\sigma}_{\text{boot}}^2$ ;  $100(1 - \alpha)\%$  confidence interval  $[\hat{q}_{\text{boot}, \alpha/2}, \hat{q}_{\text{boot}, 1-\alpha/2}]$

---

### A.11 Median Adjustment of Cross-fitting Estimators

Because of its design, the cross-fitting estimator is dependent on a specific sample split and may produce outlying estimates if some split samples are not representative of the entire data. To resolve the issue, [Chernozhukov et al. \(2018\)](#) proposes to use median adjustment from multiple cross-fitting estimates. First, let  $\hat{\tau}_s$  ( $s = 1, \dots, S$ ) be the  $s$ th cross-fitting estimate with a variance estimate  $\hat{\sigma}_s^2$ . Then, the median-adjusted cross-fitting estimate and its variance estimate are defined as follows:

$$\hat{\tau}_{\text{median}} := \text{median}_{s=1, \dots, S} \hat{\tau}_s, \quad \hat{\sigma}_{\text{median}}^2 := \text{median}_{s=1, \dots, S} \{ \sigma_s^2 + (\hat{\tau}_s - \hat{\tau}_{\text{median}})^2 \}.$$

These estimates are more robust to the particular realization of sample partition.

### A.12 Details of Section 5

We first introduce the regularity conditions for the consistency of  $\hat{\theta}$ :

#### Regularity Conditions for the Consistency of $\hat{\theta}$

(R1) The parameter space  $\Theta$  is a compact subset in  $\mathbb{R}^p$ , and true parameter  $\theta$  is in the interior of  $\Theta$ .

(R2)  $\Omega(y, \mathbf{x}; \theta)$  is uniformly bounded for  $(y, \mathbf{x}, \theta) \in \{\mathcal{S}_0(0) \cup \mathcal{S}_0(1)\} \otimes \Theta$ .

(R3)  $\inf_{\theta: \|\theta - \theta^*\| \geq \epsilon} \|\mathbb{E}\{\Omega_{\text{Eff}}^*(\mathbf{O}; \theta)\}\| > 0 = \|\mathbb{E}\{\Omega_{\text{Eff}}^*(\mathbf{O}; \theta^*)\}\|$  for every  $\epsilon > 0$ .

Note that Regularity conditions (R1)-(R3) are standard in M-estimation literature to guarantee the consistency of the estimator; see Chapter 5 of van der Vaart (1998) and Stefanski and Boos (2002) for details. Next, we introduce regularity conditions needed for establishing asymptotic normality of  $\hat{\boldsymbol{\theta}}$  and consistency of the variance estimator:

### Regularity Conditions for the Asymptotic Normality of $\hat{\boldsymbol{\theta}}$ and the Consistency of the Proposed Variance Estimator

Let  $\boldsymbol{\eta}$  be the nuisance components  $(\alpha_1, \beta_0, \beta_1, f_{0|AX}, f_{1|AX})$ . Let the expectation operator of  $\Omega$  be

$$\mu_{\Omega}(\mathbf{x}; \boldsymbol{\theta}, \boldsymbol{\eta}) = \left[ \int_{\mathcal{S}_1(0)} \alpha_1(y, \mathbf{x}) f_{1|AX}(y | 0, \mathbf{x}) \right]^{-1} \left[ \int_{\mathcal{S}_1(0)} \Omega(y, \mathbf{x}; \boldsymbol{\theta}) \alpha_1(y, \mathbf{x}) f_{1|AX}(y | 0, \mathbf{x}) \right].$$

Then, for a fixed  $\boldsymbol{\eta}$ , we assume the following conditions:

- (R4)  $\mu_{\Omega}(\mathbf{x}; \boldsymbol{\theta}, \boldsymbol{\eta})$  is differentiable with respect to  $\boldsymbol{\theta} \in \Theta$  with the Jacobian matrix  $\mathcal{J}(\mathbf{x}; \boldsymbol{\theta}, \boldsymbol{\eta}) := \nabla_{\boldsymbol{\theta}}^{\top} \mu_{\Omega}(\mathbf{x}; \boldsymbol{\theta}, \boldsymbol{\eta})$ . The Jacobian matrix  $\mathcal{J}(\mathbf{x}; \boldsymbol{\theta}, \boldsymbol{\eta})$  is uniformly bounded over  $(\mathbf{x}, \boldsymbol{\theta}) \in \mathcal{X} \otimes \Theta$ , and  $\mathbb{E}_X \{ \mathcal{J}(\mathbf{X}; \boldsymbol{\theta}, \boldsymbol{\eta}^*) \}$  is invertible for  $\boldsymbol{\theta}$  in the neighborhood of  $\boldsymbol{\theta}^*$ .
- (R5)  $\{ \Omega_{\text{Eff}}(\mathbf{O}; \boldsymbol{\theta}, \boldsymbol{\eta}) \mid \boldsymbol{\theta} \in \Theta \}$  is  $P$ -Donsker.
- (R6) There exists a function  $\omega(\mathbf{x}; \boldsymbol{\eta})$  that is uniformly bounded over  $\mathbf{x} \in \mathcal{X}$  satisfying the following result for all  $\boldsymbol{\theta}_1, \boldsymbol{\theta}_2 \in \Theta$  and  $\mathbf{x} \in \mathcal{X}$ :

$$\begin{aligned} \left\| \nabla_{\boldsymbol{\theta}}^{\top} \int_{\mathcal{S}_1(0)} \{ \Omega(y, \mathbf{x}; \boldsymbol{\theta}_1) - \Omega(y, \mathbf{x}; \boldsymbol{\theta}_2) \} \alpha_1(y, \mathbf{x}) f_{1|AX}(y | 0, \mathbf{x}) dy \right\|_2^2 &\leq \omega(\mathbf{x}; \boldsymbol{\eta}) \cdot \|\boldsymbol{\theta}_1 - \boldsymbol{\theta}_2\|_2^2 \\ \left| \int_{\mathcal{S}_1(0)} \left\| \Omega(y, \mathbf{x}; \boldsymbol{\theta}_1) - \Omega(y, \mathbf{x}; \boldsymbol{\theta}_2) \right\|_2^2 \alpha_1(y, \mathbf{x}) f_{1|AX}(y | 0, \mathbf{x}) dy \right| &\leq \omega(\mathbf{x}; \boldsymbol{\eta}) \cdot \|\boldsymbol{\theta}_1 - \boldsymbol{\theta}_2\|_2^2. \end{aligned}$$

Regularity conditions (R4)-(R6) are non-standard compared to the usual conditions required for M-estimators because we allow our estimating equation  $\Omega$  to be non-smooth (e.g., the estimating equation for quantiles). Regularity condition (R4) means that, even though the original estimating equation  $\Omega(y, \mathbf{x}; \boldsymbol{\theta})$  is non-smooth, its conditional expectation  $\mathbb{E}_{\boldsymbol{\eta}} \{ \Omega(Y_1^{(0)}, \mathbf{X}; \boldsymbol{\theta}) \mid A = 1, \mathbf{X} \}$  is smooth with respect to  $\boldsymbol{\theta}$ . Regularity condition (R5) means that the efficient estimating equation at given nuisance functions over  $\boldsymbol{\theta} \in \Theta$  is not overly complex. Regularity condition (R6) means that the Jacobian  $\mathcal{J}(\mathbf{X}; \boldsymbol{\theta})$  in (R4) is Lipschitz continuous, and the condi-

tional expectation of the  $L_2$  distance between original estimating equations at two parameters,  $\mathbb{E}_{\boldsymbol{\eta}}\{\|\Omega(Y_1^{(0)}, \mathbf{X}; \boldsymbol{\theta}_1) - \Omega(Y_1^{(0)}, \mathbf{X}; \boldsymbol{\theta}_2)\|_2^2 \mid A = 1, \mathbf{X}\}$ , also has the Lipschitz continuity property. A more interpretable condition can replace these assumptions if  $\Omega$  is continuously differentiable; for instance, it is sufficient to assume the following condition that is satisfied for many smooth estimating equations:

(R7) For any  $\boldsymbol{\theta}_1$  and  $\boldsymbol{\theta}_2$ , we have a bounded function  $\omega(\mathbf{o}, \boldsymbol{\eta})$  satisfying  $\|\Omega_{\text{Eff}}(\mathbf{o}; \boldsymbol{\theta}_1, \boldsymbol{\eta}) - \Omega_{\text{Eff}}(\mathbf{o}; \boldsymbol{\theta}_2, \boldsymbol{\eta})\|_2 \leq \omega(\mathbf{o}, \boldsymbol{\eta})\|\boldsymbol{\theta}_1 - \boldsymbol{\theta}_2\|_2$ . Additionally,  $\Omega_{\text{Eff}}(\mathbf{o}, \boldsymbol{\theta}, \boldsymbol{\eta})$  is twice differentiable, and  $\mathbb{E}\{\nabla_{\boldsymbol{\theta}}^T \Omega_{\text{Eff}}(\mathbf{O}; \boldsymbol{\theta}, \boldsymbol{\eta}^*)\} \big|_{\boldsymbol{\theta}=\boldsymbol{\theta}^*}$  is invertible.

We introduce the consistent variance estimator  $\widehat{\Sigma} = \widehat{\Sigma}_B^{-1} \widehat{\Sigma}_M \widehat{\Sigma}_B^{-T}$ :

$$\begin{aligned} \widehat{\Sigma}_B &= K^{-1} \sum_{k=1}^K \widehat{\Sigma}_B^{(-k)}, & \widehat{\Sigma}_B^{(k)} &= \mathbb{P}_{\mathcal{I}_k} \left\{ A \widehat{\mathcal{J}}^{(-k)}(\mathbf{X}; \widehat{\boldsymbol{\theta}}) \right\}, \\ \widehat{\Sigma}_M &= K^{-1} \sum_{k=1}^K \widehat{\Sigma}_M^{(k)}, & \widehat{\Sigma}_M^{(k)} &= \mathbb{P}_{\mathcal{I}_k} \left\{ \widehat{\Omega}_{\text{Eff}}^{(-k)}(\mathbf{O}; \widehat{\boldsymbol{\theta}})^{\otimes 2} \right\} \end{aligned}$$

Note that  $\widehat{\Sigma}_B^{(k)}$  uses the estimated Jacobian matrix, and this is to incorporate non-smooth estimating equations. If the original estimating equation  $\Omega$  satisfies Regularity condition (R7), we can use the following  $\widehat{\Sigma}_B^{(k)}$  instead:

$$\widehat{\Sigma}_B^{(k)} = \mathbb{P}_{\mathcal{I}_k} \left\{ \nabla_{\boldsymbol{\theta}}^T \widehat{\Omega}_{\text{Eff}}^{(-k)}(\mathbf{O}; \boldsymbol{\theta}) \right\} \big|_{\boldsymbol{\theta}=\widehat{\boldsymbol{\theta}}}.$$

Additionally, for the one-step estimator, we choose  $\widehat{V}_{\text{Eff}}^{(-k)}(\widetilde{\boldsymbol{\theta}}^{(k)}) = \mathbb{P}_{\mathcal{I}_k} \{ A \widehat{\mathcal{J}}^{(-k)}(\mathbf{X}; \widetilde{\boldsymbol{\theta}}^{(k)}) \}$ ; if  $\Omega$  is differentiable, we can take  $\widehat{V}_{\text{Eff}}^{(-k)}(\widetilde{\boldsymbol{\theta}}^{(k)}) = \mathbb{P}_{\mathcal{I}_k} \{ \nabla_{\boldsymbol{\theta}}^T \widehat{\Omega}_{\text{Eff}}^{(-k)}(\mathbf{O}; \widetilde{\boldsymbol{\theta}}^{(k)}) \}$ .

### A.13 Missing Data Setting

We consider settings where study units' outcomes are measured multiple times, but some subjects drop out before the end study period. Let us consider a simple data structure  $\{\mathbf{X}, Y_0, 1 - A, (1 - A)Y_1\}$  where  $\mathbf{X}$  is a collection of baseline covariates,  $Y_t$  ( $t = 0, 1$ ) is an outcome of interest measured at time  $t$ , and  $A$  is an indicator of whether  $Y_1$  is missing ( $A = 1$ ) or measured ( $A = 0$ ); note that we define  $A$  to make the discussion below concordant to the results in the previous sections. Let  $\mathbb{E}(Y_1)$  be the target estimand. The most popular identifying assumptions to address missing data is that

they are missing completely at random (MCAR) or missing at random (MAR) in that  $Y_1 \perp A$  or  $Y_1 \perp A \mid (Y_0, \mathbf{X})$ , respectively. Under these assumptions, identification of  $\mathbb{E}(Y_1)$  is straightforward using the fact that  $\mathbb{E}(Y_1 \mid A = 1) - \mathbb{E}(Y_1 \mid A = 0) = 0$  and  $\mathbb{E}(Y_1 \mid A = 1, Y_0, \mathbf{X}) = \mathbb{E}(Y_1 \mid A = 1, Y_0, \mathbf{X}) = 0$ . A more challenging case arises when the drop-out mechanism is missing not at random (MNAR) in that  $Y_1 \not\perp A \mid (Y_0, \mathbf{X})$ , and an additional assumption is needed to identify the target estimand. For example, an approach recently introduced in [Dukes et al. \(2022\)](#) is motivated by the DiD strategy. Specifically, they assume the following PT assumption on the outcomes  $(Y_0, Y_1)$  holds, i.e.,  $\mathbb{E}(Y_1 - Y_0 \mid A = 0, \mathbf{X}) = \mathbb{E}(Y_1 - Y_0 \mid A = 1, \mathbf{X})$ . Then, the estimand is identified by the usual DiD estimator as  $\mathbb{E}(Y_1) = \mathbb{E}[\mathbb{E}(Y_1 \mid A = 0, \mathbf{X}) - \{\mathbb{E}(Y_0 \mid A = 0, \mathbf{X}) - \mathbb{E}(Y_0 \mid A = 1, \mathbf{X})\} \Pr(A = 1 \mid \mathbf{X})]$ .

The OREC identification framework introduced in this paper therefore provides an alternative identification strategy to PT when missingness is not at random. Because  $\mathbb{E}(Y_1) = \mathbb{E}(Y_1 \mid A = 0) \Pr(A = 0) + \mathbb{E}(Y_1 \mid A = 1) \Pr(A = 1)$ , To identify the mean of  $Y_1$ , it clearly suffices to identify  $\mathbb{E}(Y_1 \mid A = 1)$ , the conditional mean of the outcome in the subset of the population with missing outcome. Suppose that the missing mechanism satisfies the OREC condition in that  $\alpha_0^*(y, \mathbf{x})$  is equal to  $\alpha_1^*(y, \mathbf{x})$  where  $\alpha_t^*$  is the odds ratio relating  $Y_t$  with  $A$  given  $\mathbf{X}$ . Under Assumptions (A1)-(A5) tailored to the missing data setting, we can identify  $\mathbb{E}(Y_1 \mid A = 1)$  by using  $\alpha_0^*$  instead of  $\alpha_1^*$  in the three representations (13), (14), and (15). Moreover, Theorem 4.1 provides the EIF of  $\mathbb{E}(Y_1 \mid A = 1)$  under the model that is only restricted by the OREC assumption. Therefore, we can obtain the estimators for  $\mathbb{E}(Y_1 \mid A = 1)$  and  $\mathbb{E}(Y_1)$  by following the approaches in Section 4.2, and these estimators are consistent and asymptotically normal under the stated conditions. Lastly, we can likewise identify and estimate other causal quantities (e.g., quantiles) of the outcome subject to missingness using the approaches described in the prior Section; details are omitted as the extension is somewhat straightforward.

## A.14 Details on the Simulation

We provide details on the data generating process of the binary outcome simulation scenario. The covariates and the treatment are generated from the same distributions as in the continuous outcome case. That is, we have three observed confounding factors  $\mathbf{X} = (X_1, X_2, X_3)$  where each component is independent standard normal, and the treatment indicator  $A$  is generated from

$\text{Ber}(\text{expit}\{(X_1 + X_2 + X_3)/4\})$  where  $\text{expit}(v) = \{1 + \exp(-v)\}^{-1}$ . We generated binary potential outcomes from the following models:

$$\begin{aligned} Y_0^{(0)} \mid (A, \mathbf{X}) &\sim \text{Ber}(\text{expit}(-1 + (2 - 0.1X_1)A + 0.1X_1)) , & Y_0^{(1)} &= Y_0^{(0)} , \\ Y_1^{(a)} \mid (A, \mathbf{X}) &\sim \text{Ber}(\text{expit}(0.25 + (2 - 0.1X_1)A + 0.1X_1 + 0.1X_2)) , & a &= 0, 1 . \end{aligned}$$

Again, the potential outcomes are not conditionally independent of the treatment given covariates, and the OREC assumption is satisfied with an odds ratio function encoding confounding bias given by  $\alpha_1^*(y, \mathbf{x}) = (2 - 0.1x_1)y$ , whereas the PT assumption is violated. The true ATT is 0 because  $Y_0^{(1)}$  and  $Y_1^{(1)}$  have identical distributions. We implemented the binary outcome estimation strategy described in Section A.9 of the supplementary Material, which leverages certain simplifications due to the binary nature of the outcome. The same range of  $N$  and number of Monte Carlo replications were considered as in the continuous outcome simulation setting, i.e.,  $N \in \{500, 750, 1000, 1250, 1500\}$  and we obtain 250 estimates for each value of  $N$ .

## A.15 Details on the Data Analysis

### A.15.1 Continuous Outcome: Minimum Wage Policy on Teen Employment

We provide details on the minimum wage policy and teen employment data. First, Table A.1 shows the list of pre-treatment covariates; note that there is no county belonging to the northeast census region.

Type	Characteristics	Details	Notation
Binary	Census region	$\mathbb{1}(\text{census region} = \text{South})$	$X_{\text{cr.s}}$
		$\mathbb{1}(\text{census region} = \text{West})$	$X_{\text{cr.w}}$
Continuous	Population	$\log(\text{Population})$	$X_{\text{pop}}$
	Income	$\log(\text{Median income})$	$X_{\text{inc}}$
	Race	Proportion of white	$X_{\text{wht}}$
	Education	Proportion of high school graduates	$X_{\text{hs}}$
	Poverty	Poverty rate	$X_{\text{pv}}$

Table A.1: Details of Pre-treatment Covariates in the Minimum Wage Policy and Teen Employment Data

Second, we provide details on how we use the pre-treatment covariates to obtain  $\hat{\tau}_{\text{PT}}$ . We use

`att_gt` function in `did` R package to obtain the ATT estimator, and we can specify the formula of covariates in `att_gt` function through `xformula` argument. We include the original covariates and the squares of continuous covariates, i.e.,

$$\mathbf{xformula} = \sim X_{\text{cr.s}} + X_{\text{cr.w}} + X_{\text{pop}} + X_{\text{inc}} + X_{\text{wht}} + X_{\text{hs}} + X_{\text{pv}} + X_{\text{pop}}^2 + X_{\text{inc}}^2 + X_{\text{wht}}^2 + X_{\text{hs}}^2 + X_{\text{pv}}^2$$

Third, to obtain  $\hat{\tau}_{\text{OREC}}$ , we follow the approach in Section (A.9) where the conditional probabilities  $\Pr(Y_0 = y, A = a \mid \mathbf{X} = \mathbf{x})$  and  $\Pr(Y_1 = y, A = 0 \mid \mathbf{X} = \mathbf{x})$  are estimated from many machine learning methods and their ensemble learner.

Lastly, we provide visual evidence that the overlap assumption is plausible for the data. Using the observed data, we estimate the conditional densities of  $Y_0 \mid (A = 0, \mathbf{X})$ ,  $Y_0 \mid (A = 1, \mathbf{X})$ , and  $Y_1^{(0)} \mid (A = 0, \mathbf{X})$ , denoted by  $\hat{f}_0(y \mid 0, \mathbf{X})$ ,  $\hat{f}_0(y \mid 1, \mathbf{X})$ , and  $\hat{f}_1(y \mid 0, \mathbf{X})$ , respectively. Under the OREC assumption, we could obtain estimates of the conditional density of  $Y_1^{(0)} \mid (A = 1, \mathbf{X})$ , denoted by  $\hat{f}_1(y \mid 1, \mathbf{X})$ . For observed covariates  $\mathbf{X}_i$  ( $i = 1, \dots, N$ ), we define the support as the range of  $y$  that makes the estimated density greater than  $10^{-3}$ , i.e.,  $\hat{\mathcal{Y}}_t(a, \mathbf{X}_i) := \{y \mid \hat{f}_t(y \mid a, \mathbf{X}_i) \geq 10^{-3}\}$  for  $t = 0, 1$  and  $a = 0, 1$ . Figure A.5 compares a collection of supports  $\hat{\mathcal{Y}}_t(a, \mathbf{X}_i)$  to the others. We find that the first three supports (that are available from the observed data) and the last support (that are obtained under the OREC assumption) are not dramatically different from each other across the observed  $\mathbf{X}_i$ .

### A.15.2 Binary Outcome: Pennsylvania Traffic Data

Next, we analyze the Pennsylvania traffic data that is studied in Li and Li (2019) and Ding and Li (2019). The data consist of 1986 traffic sites in Pennsylvania of which crash histories and site-specific characteristics are measured in 2008 and 2012. We define the years 2008 and 2012 as  $t = 0$  and  $t = 1$ , respectively. From 2009 to 2011, centerline and shoulder rumble strips were installed in 331 traffic sites, which we consider as the treated group, whereas the other 1655 traffic sites did not receive rumble strips before 2012, which we consider the control group. Table A.2 shows the contingency tables across times.

Using the data, we study the effect of installing shoulder rumble strips on crash incidence at a traffic site. Specifically, we take the indicator of whether there has been at least one crash in that

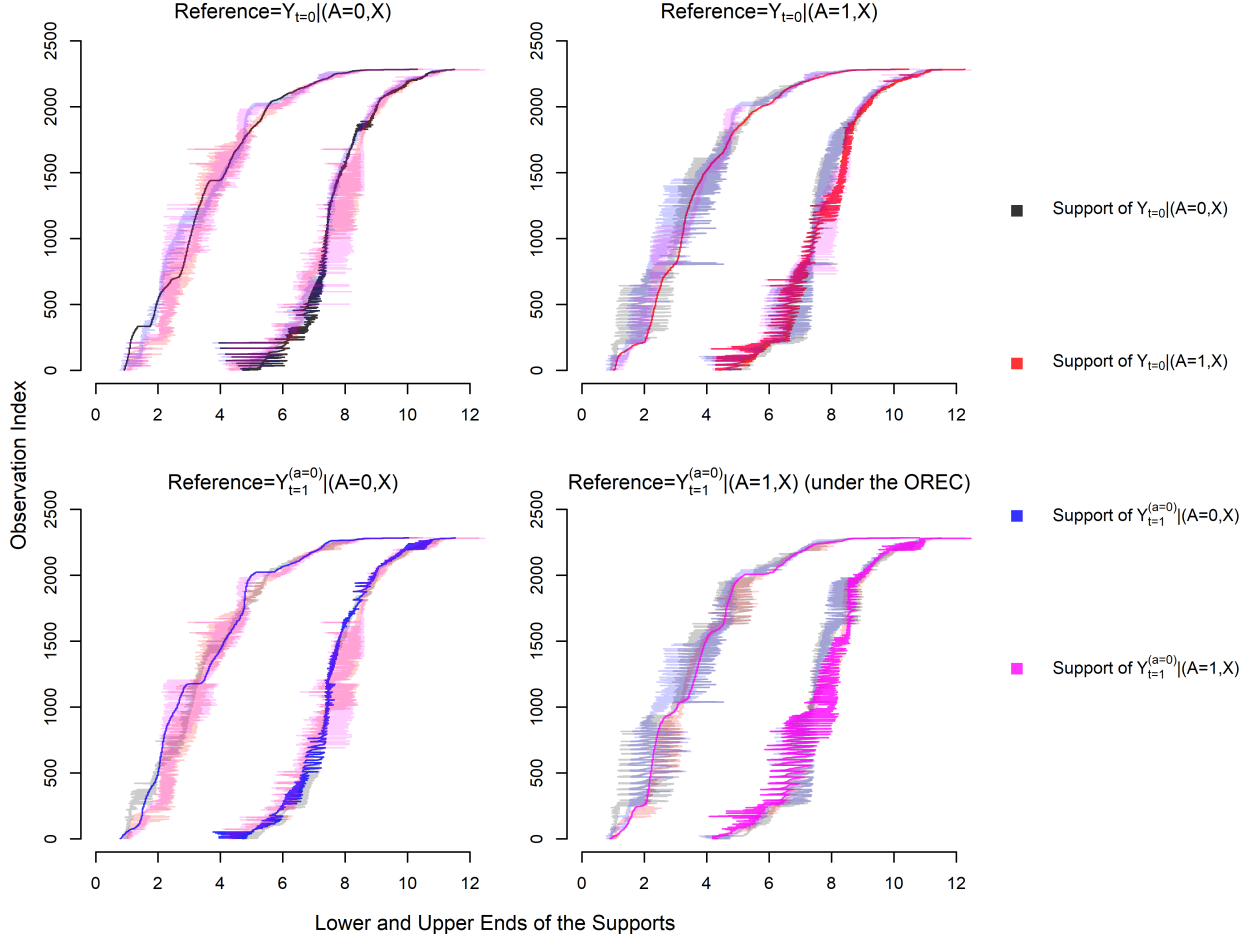


Figure A.5: Validation of the Overlap Assumption in the Minimum Wage Policy and Teen Employment Data. The left and right curves in each plot show the lower and upper ends of  $\hat{\mathcal{Y}}_t(a, \mathbf{X}_i)$  for  $i = 1, \dots, N$ . For better visual illustrations, the distribution in the title is chosen as the reference for each plot, and observations are sorted according to the lower end of the support of the reference distribution. The overlapping curves indicate that  $\hat{\mathcal{Y}}_t(a, \mathbf{X}_i)$  are similar across the observed  $\mathbf{X}_i$ .

		Outcome at $t = 0$		Outcome at $t = 1$	
		$Y_0 = 0$	$Y_0 = 1$	$Y_1 = 0$	$Y_1 = 1$
Treatment	$A = 1$	1101	554	1106	549
	$A = 0$	232	99	241	90

Table A.2: Contingency Table of  $(A, Y)$  Across Pre- and Post-treatment Periods in the Pennsylvania Traffic Data

site as the binary outcome. As pre-treatment covariates, we consider the following characteristics: speed limit, segment length in miles, pavement width, average shoulder width, number of driveways, existence of intersections, existence of curves, average degree of curvature, and the average annual daily traffic volume; see Table A.3 below for details.

Type	Characteristics	Details	Notation
Binary	Speed limit	$\mathbb{1}(\text{Speed sign} \geq 45 \text{ miles})$	$X_{\text{sl}}$
	Width	$\mathbb{1}(\text{Widths} \in (20, 23] \text{ feet})$	$X_{\text{wd.1}}$
		$\mathbb{1}(\text{Widths} > 23 \text{ feet})$	$X_{\text{wd.2}}$
	Intersection	$\mathbb{1}(\text{Number of intersections} \geq 1)$	$X_{\text{int}}$
	Curve	$\mathbb{1}(\text{Number of curves} \geq 1)$	$X_{\text{cv}}$
Continuous	Length	Roadway segment length in mile	$X_{\text{len}}$
	Shoulder width	$\log(1 + \text{Average shoulder width in feet})$	$X_{\text{sw}}$
	Number of driveways	$\log(1 + \text{Average shoulder width in feet})$	$X_{\text{nd}}$
	Degree of curvature	$\log(1 + \text{Average degree of curvature})$	$X_{\text{dc}}$
	Traffic volume	$\log(1 + \text{Annual average daily traffic volume in 2008})$	$X_{\text{tv}}$

Table A.3: Details of Pre-treatment Covariates in the Pennsylvania Traffic Data

Due to the fact that the outcome is binary, the overlap condition (A3) is plausible. Using the observed data, we estimate the conditional probabilities  $\Pr(Y_0 = 1 \mid A = 0, \mathbf{X})$ ,  $\Pr(Y_0 = 1 \mid A = 1, \mathbf{X})$ , and  $\Pr(Y_1^{(0)} = 1 \mid A = 0, \mathbf{X})$  from machine learning methods, denoted by  $\hat{f}_0(1 \mid 0, \mathbf{X})$ ,  $\hat{f}_0(1 \mid 1, \mathbf{X})$ , and  $\hat{f}_1(1 \mid 0, \mathbf{X})$ . Under the OREC assumption, we could obtain estimates of the conditional probability  $\Pr(Y_1^{(0)} = 1 \mid A = 1, \mathbf{X})$ , denoted by  $\hat{f}_1(1 \mid 1, \mathbf{X})$ . We study the range of the estimated conditional probabilities across observed covariates  $\mathbf{X}_i$  ( $i = 1, \dots, N$ ). Table A.6 shows the summary statistics of these conditional probabilities. We find that the overlap assumption seems plausible for the first three distributions as well as the last distribution under the OREC assumption.

	$\hat{f}_0(1 \mid 0, \mathbf{X}_i)$	$\hat{f}_0(1 \mid 1, \mathbf{X}_i)$	$\hat{f}_1(1 \mid 0, \mathbf{X}_i)$	$\hat{f}_0(1 \mid 1, \mathbf{X}_i)$ (under the OREC)
Minimum	0.209	0.070	0.168	0.044
$Q_1$	0.305	0.269	0.294	0.260
$Q_2$	0.332	0.301	0.331	0.304
Mean	0.335	0.304	0.331	0.301
$Q_3$	0.374	0.340	0.377	0.341
Maximum	0.440	0.541	0.439	0.511

Table A.4: Validation of the Overlap Assumption in the Pennsylvania Traffic Data. The summary measures are obtained from the observed covariates  $\mathbf{X}_i$  for  $i = 1, \dots, N$ .

Similar to the previous application, we compare the two estimators  $\hat{\tau}_{\text{OREC}}$  and  $\hat{\tau}_{\text{PT}}$ . Specifically, we use the same ML methods to obtain the former estimator, and we use the original pre-treatment

covariates and the squares of continuous covariates to obtain the latter estimator. Specifically, we use `att_gt` function in `did` R package to obtain the ATT estimator, and we can specify the formula of covariates in `att_gt` function through `xformula` argument. We include the original covariates and the squares of continuous covariates, i.e.,

$$\begin{aligned} \text{xformula} = & \sim X_{\text{sl}} + X_{\text{wd.1}} + X_{\text{wd.2}} + X_{\text{int}} + X_{\text{cv}} + X_{\text{len}} + X_{\text{sw}} + X_{\text{nd}} + X_{\text{dc}} + X_{\text{tv}} \\ & + X_{\text{len}}^2 + X_{\text{sw}}^2 + X_{\text{nd}}^2 + X_{\text{dc}}^2 + X_{\text{tv}}^2 \end{aligned}$$

Table A.5 summarizes the results. The first two rows show the estimates of the overall ATT with and without covariates. Whether or not covariates are used, all ATT estimates indicate that rumble strips reduce crash incidence with estimates ranging from -2.43 to -1.78. When covariates are omitted, the two estimates are similar to each other. When covariates are used,  $\hat{\tau}_{\text{OREC}}$  shrinks toward zero whereas  $\hat{\tau}_{\text{PT}}$  becomes smaller. We find that  $\hat{\tau}_{\text{OREC}}$  has smaller standard errors than  $\hat{\tau}_{\text{PT}}$  regardless of covariate adjustment. The bottom two rows show the estimates of the subgroup ATTs among sites of which roads are curved and are narrower than 23 feet, i.e.,  $\mathbb{E}\{Y_1^{(1)} - Y_1^{(0)} \mid A = 1, \text{Curved site}\}$  and  $\mathbb{E}\{Y_1^{(1)} - Y_1^{(0)} \mid A = 1, \text{Width} \leq 23 \text{ feet}\}$ . Comparing the two subgroups, we find rumble strips are more effective for curved sites compared to sites with narrow roads. Analogous to the overall ATT estimates,  $\hat{\tau}_{\text{OREC}}$  has smaller standard errors than  $\hat{\tau}_{\text{PT}}$ . The overall ATTs are insignificant at 5% level, agreeing with the inconclusive findings in Li and Li (2019); similarly, despite some variations, the subgroup ATTs are also insignificant at 5% level.

Subgroup (Size, number of treated units)	Use $\mathbf{X}$	$\hat{\tau}_{\text{OREC}}$			$\hat{\tau}_{\text{PT}}$		
		Est.	SE	95% CI	Est.	SE	95% CI
Overall (1986 , 331)	No	-2.43	3.43	(-9.16 , 4.29)	-2.42	3.59	(-9.44 , 4.61)
	Yes	-1.78	3.48	(-8.60 , 5.04)	-2.79	3.69	(-10.01 , 4.43)
Curved site (1144 , 188)	Yes	-6.10	4.89	(-15.69 , 3.49)	-7.80	4.84	(-17.28 , 1.68)
Width $\leq$ 23 feet (1366 , 189)	Yes	-1.14	4.83	(-10.61 , 8.33)	-3.61	4.95	(-13.31 , 6.09)

Table A.5: Summary of the Analysis of the Pennsylvania Traffic Data. The numbers in Subgroup column indicate the number of units and the number of treated units in each subgroup, respectively. All values in Estimate, SE, and 95% CI columns are expressed in percentage points. The reported standard errors and 95% confidence intervals of  $\hat{\tau}_{\text{OREC}}$  are obtained from the consistent variance estimate in Corollary 4.3.

	$\widehat{f}_0(1 \mid 0, \mathbf{X}_i)$	$\widehat{f}_0(1 \mid 1, \mathbf{X}_i)$	$\widehat{f}_1(1 \mid 0, \mathbf{X}_i)$	$\widehat{f}_0(1 \mid 1, \mathbf{X}_i)$ (under the OREC)
Minimum	0.209	0.070	0.168	0.044
$Q_1$	0.305	0.269	0.294	0.260
$Q_2$	0.332	0.301	0.331	0.304
Mean	0.335	0.304	0.331	0.301
$Q_3$	0.374	0.340	0.377	0.341
Maximum	0.440	0.541	0.439	0.511

Table A.6: Validation of the Overlap Assumption in the Pennsylvania Traffic Data. The summary measures are obtained from the observed covariates  $\mathbf{X}_i$  for  $i = 1, \dots, N$ .

## B Proof of the Lemmas in the Supplementary Material

In this section, we use the following shorthand for the conditional distributions for  $t = 0, 1$ :

$$\begin{aligned}
f_{tA|X}^*(y, a \mid \mathbf{x}) &= g_t^*(y, a \mid \mathbf{x}) = P(Y_t^{(0)} = y, A = a \mid \mathbf{X} = \mathbf{x}) , \\
f_t^*(y \mid a, \mathbf{x}) &= f_{t|AX}^*(y \mid a, \mathbf{x}) = P(Y_t^{(0)} = y \mid A = a, \mathbf{X} = \mathbf{x}) , \\
e_t^*(a \mid y, \mathbf{x}) &= f_{A|tX}^*(a \mid y, \mathbf{x}) = \Pr(A = a \mid Y_0^{(0)} = y, \mathbf{X} = \mathbf{x}) .
\end{aligned}$$

That is, we unify the density notation by using  $f$ , and let the subscript indicate the conditional distribution. Similarly, we denote

$$f_{t|X}^*(y \mid \mathbf{x}) = P(Y_t^{(0)} = y \mid \mathbf{X} = \mathbf{x}) , \quad f_{A|X}^*(a \mid \mathbf{x}) = \Pr(A = a \mid \mathbf{X} = \mathbf{x}) .$$

### B.1 Proof of Lemma A.1

The parallel trend assumption implies  $\mathcal{T}(\alpha_1, f_{10}; \mathbf{x}) = \mathcal{T}(\alpha_0, f_{00}; \mathbf{x})$ . Let  $\varphi_{y, f_{t0}}^{-1} : \mathcal{F}_{tX} \rightarrow \mathcal{F}_X$  be the inverse mapping of  $\varphi_{y, f_{t0}}$ , which is well-defined because  $\varphi_{y, f_{t0}}$  is injective. We find that

$$\varphi_{y, f_{10}}^{-1}(\alpha_1(y, \mathbf{x})) = \mathcal{T}(\alpha_1, f_{10}; \mathbf{x}) = \mathcal{T}(\alpha_0, f_{00}; \mathbf{x}) = \varphi_{y, f_{00}}^{-1}(\alpha_0(y, \mathbf{x})) .$$

This implies  $\alpha_1(y, \mathbf{x}) = \varphi_{y, f_{10}}(\varphi_{y, f_{00}}^{-1}(\alpha_0(y, \mathbf{x})))$ . Therefore,  $\alpha_1$  is variationally dependent to  $f_{10}$  unless the mapping  $h(y, \mathbf{x}) \mapsto \phi(h(y, \mathbf{x}), f_{00}, f_{10}) := \varphi_{y, f_{10}}(\varphi_{y, f_{00}}^{-1}(h(y, \mathbf{x})))$  is independent of  $f_{10}$ . From the same logic,  $\alpha_0$  is variationally dependent to  $f_{00}$  unless the mapping  $\phi(\cdot, f_{10}, f_{00})$  is independent of  $f_{00}$ . Therefore,  $\phi$  should be a fixed map that does not depend on  $f_{10}$  and  $f_{00}$ . This

implies there exists a one-to-one fixed mapping between  $\alpha_1$  and  $\alpha_0$ . Consequently, returning to the PT assumption, we find  $\mathcal{T}_{\mathbf{x}}(\alpha_1, f_{10}) = \mathcal{T}_{\mathbf{x}}(\phi(\alpha_0), f_{10}) = \mathcal{T}_{\mathbf{x}}(\alpha_0, f_{00})$

## B.2 Proof of Lemma A.2

First, suppose  $\beta_1$  is correctly specified whereas  $f_{10}$  is misspecified as  $f'$ . Then, the outcome regression is misspecified as  $\mu'(\mathbf{X}) = \mu(\mathbf{X}; f')$ . Additionally, we obtain

$$\begin{aligned}
& \mathbb{E}[(1 - A)\beta_1^*(\mathbf{X})\alpha_1^*(Y_1, \mathbf{X})\{\mathcal{G}(Y_1) - \mu'(\mathbf{X})\}] \\
&= \mathbb{E}[\Pr(A = 0 \mid \mathbf{X})\beta_1^*(\mathbf{X})\mathbb{E}[\alpha_1^*(Y_1, \mathbf{X})\{\mathcal{G}(Y_1) - \mu'(\mathbf{X})\} \mid A = 0, \mathbf{X}]] \\
&= \mathbb{E}[\Pr(A = 1 \mid \mathbf{X})\mathbb{E}\{\mathcal{G}(Y_1^{(0)}) - \mu'(\mathbf{X}) \mid A = 1, \mathbf{X}\}] \\
&= \Pr(A = 1)\mathbb{E}\{\mathcal{G}(Y_1^{(0)}) - \mu'(\mathbf{X}) \mid A = 1\} \\
&= \mathbb{E}[A\{\mathcal{G}(Y_1^{(0)}) - \mu'(\mathbf{X})\}] .
\end{aligned}$$

The third line is from (24). Combining all, we obtain

$$\begin{aligned}
\mathbb{E}\{\text{IF}(\mathbf{O}_1; \beta_1^*, f')\} &= \frac{1}{\Pr(A = 1)} \left[ \mathbb{E}[A\{\mathcal{G}(Y_1^{(0)}) - \mu'(\mathbf{X})\}] + \mathbb{E}\{A\mu'(\mathbf{X})\} \right] \\
&= \frac{\mathbb{E}\{A\mathcal{G}(Y_1^{(0)})\}}{\Pr(A = 1)} = \mathbb{E}\{\mathcal{G}(Y_1^{(0)}) \mid A = 1\} .
\end{aligned}$$

This concludes the case of correctly specified  $\beta_1$  and misspecified  $f_{10}$ .

Next, suppose  $\beta_1$  is misspecified as  $\beta_1'$  and  $f_{10}$  is correctly specified. Then, the outcome regression is correctly specified as  $\mu^*(\mathbf{X}) = \mu(\mathbf{X}; f_{1|AX}^*)$ . Moreover, the first term becomes

$$\begin{aligned}
& \mathbb{E}[\beta_1'(\mathbf{X})\alpha_1^*(Y_1, \mathbf{X})(1 - A)\{\mathcal{G}(Y_1) - \mu^*(\mathbf{X})\}] \\
&= \mathbb{E}\left[\frac{\beta_1'(\mathbf{X})}{\beta_1^*(\mathbf{X})}\beta_1^*(\mathbf{X})\alpha_1^*(Y_1, \mathbf{X})(1 - A)\{\mathcal{G}(Y_1) - \mu^*(\mathbf{X})\}\right] \\
&= \mathbb{E}\left[\frac{\beta_1'(\mathbf{X})}{\beta_1^*(\mathbf{X})}A\{\mathcal{G}(Y_1^{(0)}) - \mu^*(\mathbf{X})\}\right] \\
&= \mathbb{E}\left[\frac{\beta_1'(\mathbf{X})}{\beta_1^*(\mathbf{X})}\Pr(A = 1 \mid \mathbf{X})\underbrace{\left[\mathbb{E}\{\mathcal{G}(Y_1^{(0)}) \mid A = 1, \mathbf{X}\} - \mu^*(\mathbf{X})\right]}_{=0}\right] \\
&= 0 .
\end{aligned} \tag{23}$$

The second identity is from the previous result under  $(\beta_1^*, f')$  case. The third identity is from the law of iterated expectation. Therefore,

$$\mathbb{E}\{\text{IF}(\mathbf{O}_1; \beta_1', f_{1|AX}^*)\} = \frac{1}{\Pr(A=1)} \left[ 0 + \mathbb{E}\{A\mu^*(\mathbf{X})\} \right] = \mathbb{E}\{\mathcal{G}(Y_1^{(0)}) \mid A=1\} .$$

This concludes the case of correctly specified  $f_{10}$  and misspecified  $\beta_1$ .

### B.3 Proof of Lemma A.3

#### Result (i)

For simplicity, let  $\Psi_{\mathcal{S}}$  be

$$\begin{aligned} \Psi_{\mathcal{S}}(\mathbf{O}_0; \alpha, m) &= M_{\mathcal{S}}(Y_0, \mathbf{X}) \alpha(Y_0, \mathbf{X})^{-A} \{A - \Pr(A=1 \mid Y_0=0, \mathbf{X})\} / \Pr(A=1 \mid Y_0=0, \mathbf{X}) , \\ M_{\mathcal{S}}(y, \mathbf{X}) &= [m(y, \mathbf{X}) - \bar{\mathbb{E}}_{\mathcal{S}}\{m(Y_0, \mathbf{X}) \mid A=0, \mathbf{X}\}] \Pr(A=1 \mid Y_0=0, \mathbf{X}) . \end{aligned}$$

For any  $\alpha$ , we find

$$\begin{aligned} &\bar{\mathbb{E}}_{\mathcal{S}}\{\Psi_{\mathcal{S}}(\mathbf{O}_0; \alpha, m)\} \\ &= \iint_{\mathcal{S}} M_{\mathcal{S}}(y, \mathbf{x}) \alpha(y, \mathbf{x})^{-1} \frac{f_{A|0X}^*(0 \mid 0, \mathbf{x})}{f_{A|0X}^*(1 \mid 0, \mathbf{x})} f_{A|0X}^*(1 \mid y, \mathbf{x}) f_{0X}^*(y, \mathbf{x}) d(y, \mathbf{x}) \\ &\quad - \iint_{\mathcal{S}} M_{\mathcal{S}}(y, \mathbf{x}) f_{A|0X}^*(0 \mid y, \mathbf{x}) f_{0X}^*(y, \mathbf{x}) d(y, \mathbf{x}) \\ &= \iint_{\mathcal{S}} M_{\mathcal{S}}(y, \mathbf{x}) \alpha(y, \mathbf{x})^{-1} \alpha_0^*(y, \mathbf{x}) f_{A|0X}^*(0 \mid y, \mathbf{x}) f_{0X}^*(y, \mathbf{x}) d(y, \mathbf{x}) \\ &\quad - \iint_{\mathcal{S}} M_{\mathcal{S}}(y, \mathbf{x}) f_{A|0X}^*(0 \mid y, \mathbf{x}) f_{0X}^*(y, \mathbf{x}) d(y, \mathbf{x}) \\ &= \bar{\mathbb{E}}_{\mathcal{S}} \left[ (1-A) M_{\mathcal{S}}(Y_0, \mathbf{X}) \left\{ \frac{\alpha_0^*(Y_0, \mathbf{X})}{\alpha(Y_0, \mathbf{X})} - 1 \right\} \right] . \end{aligned}$$

Therefore,  $\bar{\mathbb{E}}_{\mathcal{S}}\{\Psi_{\mathcal{S}}(\mathbf{O}_0; \alpha_0^*, m) = 0\}$  if  $\alpha_0^*(y, \mathbf{x})/\alpha(y, \mathbf{x}) - 1 = 0$  over  $y \in \mathcal{S} \cap \mathcal{S}_0(0)$ , which indicates  $\alpha_0^*(y, \mathbf{x}) = \alpha(y, \mathbf{x})$  over  $y \in \mathcal{S} \cap \mathcal{S}_0(0)$ .

## Result (ii)

Note that  $\bar{\mathbb{E}}_{\mathcal{S}}\{k(\mathbf{X})(1-A)M_{\mathcal{S}}(Y_0, \mathbf{X})\} = \mathbb{E}[k(\mathbf{X})\bar{\mathbb{E}}_{\mathcal{S}}\{M_{\mathcal{S}}(Y_0, \mathbf{X}) \mid A=0, \mathbf{X}\} \Pr(A=0 \mid \mathbf{X})] = 0$  for any function  $k$ . Therefore, we find the following result holds for any  $c(\mathbf{x})$ :

$$\bar{\mathbb{E}}_{\mathcal{S}}\{\Psi_{\mathcal{S}}(\mathbf{O}_0; \alpha^\dagger, m)\} = \bar{\mathbb{E}}_{\mathcal{S}}\left[(1-A)M_{\mathcal{S}}(Y_0, \mathbf{X})[\{\alpha^\dagger(Y_0, \mathbf{X})\}^{-1}\alpha_0^*(Y_0, \mathbf{X}) - c(\mathbf{X})]\right].$$

Now, for any function  $c(\mathbf{X})$ , let  $\mathcal{Y}_{\text{diff}}(\mathbf{X}) := \{y \in \mathcal{S} \cap \mathcal{S}_0(0) \mid \alpha_0^*(y, \mathbf{X})/\alpha^\dagger(y, \mathbf{X}) \neq c(\mathbf{X})\}$  and  $d_Y(\mathbf{X}) := \Pr\{Y_0 \in \mathcal{Y}_{\text{diff}}(\mathbf{X}) \mid A=0, \mathbf{X}\} > 0$ . Let  $\mathcal{X}_{\text{diff}} := \{\mathbf{X} \mid d_Y(\mathbf{X}) > 0\}$ . The goal of the proof is to show that, for some function  $c(\mathbf{X})$ , we have  $\Pr(\mathbf{X} \in \mathcal{X}_{\text{diff}}) = 0$ , indicating that  $\alpha_0^*(y, \mathbf{X})/\alpha^\dagger(y, \mathbf{X}) = c(\mathbf{X})$  almost surely for  $y \in \mathcal{S} \cap \mathcal{S}_0(0)$ .

We take  $c(\mathbf{x})$  as

$$c(\mathbf{x}) = \left\{ \int_{\mathcal{S}} f_{0|AX}^*(y \mid 0, \mathbf{x}) dy \right\}^{-1} \left\{ \int_{\mathcal{S}} \frac{\alpha_0^*(y, \mathbf{x})}{\alpha^\dagger(y, \mathbf{x})} f_{0|AX}^*(y \mid 0, \mathbf{x}) dy \right\}.$$

Then, we find  $c(\mathbf{x})$  is the mean of  $\alpha_0^*(y, \mathbf{X})/\alpha^\dagger(y, \mathbf{X})$ :

$$0 = \int_{\mathcal{S}} \left\{ \frac{\alpha_0^*(y, \mathbf{x})}{\alpha^\dagger(y, \mathbf{x})} - c(\mathbf{x}) \right\} f_{0|AX}^*(y \mid 0, \mathbf{x}) dy.$$

We define two sets  $\mathcal{Y}_+(\mathbf{x})$  and  $\mathcal{Y}_-(\mathbf{x})$  as follows:

$$\mathcal{Y}_+(\mathbf{x}) = \{y \in \mathcal{S} \cap \mathcal{S}_0(0) \mid \alpha_0^*(y, \mathbf{x}) \geq c(\mathbf{x})\alpha^\dagger(y, \mathbf{x})\}, \quad \mathcal{Y}_-(\mathbf{x}) = \{y \in \mathcal{S} \cap \mathcal{S}_0(0) \mid \alpha_0^*(y, \mathbf{x}) < c(\mathbf{x})\alpha^\dagger(y, \mathbf{x})\}.$$

Then, if  $d_Y(\mathbf{X}) > 0$ , it is trivial that  $\omega_+(\mathbf{X}) := \bar{\mathbb{E}}_{\mathcal{S}}[\mathbb{1}\{Y_0 \in \mathcal{Y}_+(\mathbf{X})\} \mid A=0, \mathbf{X}] > 0$  and  $\omega_-(\mathbf{X}) := \bar{\mathbb{E}}_{\mathcal{S}}[\mathbb{1}\{Y_0 \in \mathcal{Y}_-(\mathbf{X})\} \mid A=0, \mathbf{X}] > 0$ . Additionally, if  $\omega_+(\mathbf{X}) > 0$  and  $\omega_-(\mathbf{X}) > 0$ , it means  $d_Y(\mathbf{X}) > 0$ . Therefore, we find  $\mathcal{X}_{\text{diff}} = \{\mathbf{X} \mid \omega_+(\mathbf{X}) > 0 \text{ and } \omega_-(\mathbf{X}) > 0\} = \{\mathbf{X} \mid d_Y(\mathbf{X}) > 0\}$ .

Using  $\mathcal{Y}_\pm(\mathbf{X})$  and  $\omega_\pm(\mathbf{X})$ , we design a function  $M'_S(y, \mathbf{x})$  as follows

$$M'_S(y, \mathbf{x}) = \omega_-(\mathbf{x})\mathbb{1}\{y \in \mathcal{Y}_+(\mathbf{x})\} - \omega_+(\mathbf{x})\mathbb{1}\{y \in \mathcal{Y}_-(\mathbf{x})\},$$

which satisfies the condition on  $M_S$ :

$$\begin{aligned}
& \bar{\mathbb{E}}_S \{ M'_S(Y_0, \mathbf{X}) \mid A = 0, \mathbf{X} \} \\
&= \omega_-(\mathbf{X}) \bar{\mathbb{E}}_S [\mathbb{1}\{Y_0 \in \mathcal{Y}_+(\mathbf{X})\} \mid A = 0, \mathbf{X}] - \omega_+(\mathbf{X}) \bar{\mathbb{E}}_S [\mathbb{1}\{Y_0 \in \mathcal{Y}_-(\mathbf{X})\} \mid A = 0, \mathbf{X}] \\
&= \omega_-(\mathbf{X})\omega_+(\mathbf{X}) - \omega_+(\mathbf{X})\omega_-(\mathbf{X}) = 0 .
\end{aligned}$$

Therefore, with this choice of  $M'_S$ , we find

$$\begin{aligned}
& \bar{\mathbb{E}}_S \{ \Psi_S(\mathbf{O}_0; \alpha^\dagger, m) \} \\
&= \bar{\mathbb{E}}_S \left[ \bar{\mathbb{E}}_S \left[ M'_S(Y_0, \mathbf{X}) [\{\alpha^\dagger(Y_0, \mathbf{X})\}^{-1} \alpha_0^*(Y_0, \mathbf{X}) - c(\mathbf{X})] \mid A = 0, \mathbf{X} \right] \Pr(A = 0 \mid \mathbf{X}) \right] \\
&= \bar{\mathbb{E}}_S \left[ \underbrace{\bar{\mathbb{E}}_S \left[ \begin{array}{c} \omega_-(\mathbf{X}) \mathbb{1}\{Y_0 \in \mathcal{Y}_+(\mathbf{X})\} [\{\alpha^\dagger(Y_0, \mathbf{X})\}^{-1} \alpha_0^*(Y_0, \mathbf{X}) - c(\mathbf{X})] \\ -\omega_+(\mathbf{X}) \mathbb{1}\{Y_0 \in \mathcal{Y}_-(\mathbf{X})\} [\{\alpha^\dagger(Y_0, \mathbf{X})\}^{-1} \alpha_0^*(Y_0, \mathbf{X}) - c(\mathbf{X})] \end{array} \mid A = 0, \mathbf{X} \right]}_{=:(*)} \Pr(A = 0 \mid \mathbf{X}) \right] .
\end{aligned}$$

Here, due to the definition of  $\mathcal{Y}_+(\mathbf{X})$  and  $\mathcal{Y}_-(\mathbf{X})$ , the underbraced term  $(*)$  is positive for all  $\mathbf{X} \in \mathcal{X}_{\text{diff}}$ , and  $\Pr(A = 0 \mid \mathbf{X})$  is also positive for all  $\mathbf{X} \in \mathcal{X}_{\text{diff}}$ . If  $\Pr(\mathbf{X} \in \mathcal{X}_{\text{diff}}) > 0$ , this implies that

$$\begin{aligned}
& \bar{\mathbb{E}}_S \{ \Psi_S(\mathbf{O}_0; \alpha^\dagger, m) \} \\
&= \underbrace{\bar{\mathbb{E}}_S \{ \Psi_S(\mathbf{O}_0; \alpha^\dagger, m) \mid \mathbf{X} \in \mathcal{X}_{\text{diff}} \}}_{>0} \underbrace{\Pr(\mathbf{X} \in \mathcal{X}_{\text{diff}})}_{>0} + \underbrace{\bar{\mathbb{E}}_S \{ \Psi_S(\mathbf{O}_0; \alpha^\dagger, m) \mid \mathbf{X} \in \mathcal{X}_{\text{diff}}^c \}}_{=0} \Pr(\mathbf{X} \in \mathcal{X}_{\text{diff}}^c) \\
&> 0 .
\end{aligned}$$

This result contradicts the definition of  $\alpha^\dagger$ , a solution to the moment equation  $\bar{\mathbb{E}}_S \{ \Psi_S(\mathbf{O}_0; \alpha^\dagger, m) \} = 0$ , indicating that  $\Pr(\mathbf{X} \in \mathcal{X}_{\text{diff}})$  must be zero. As a result, we have  $\alpha_0^*(y, \mathbf{x})/\alpha^\dagger(y, \mathbf{x}) = c(\mathbf{x})$  for some function  $c(\mathbf{x})$  almost surely for  $y \in \mathcal{S} \cap \mathcal{S}_0(0)$ . Since we have the boundary condition  $\alpha_0^*(0, \mathbf{x})/\alpha^\dagger(0, \mathbf{x}) = 1$ , this means that  $\alpha_0^*(y, \mathbf{x}) = \alpha^\dagger(y, \mathbf{x}) = 1$  almost surely for  $y \in \mathcal{S} \cap \mathcal{S}_0(0)$ .

### Result (iii)

We first consider that  $f_{00}(y \mid \mathbf{x})$  is correctly specified as  $f_{0|AX}^*(y \mid 0, \mathbf{x})$  over  $y \in \mathcal{S} \cap \mathcal{S}_0(0)$  whereas  $e_{00}$  may be misspecified. Let  $h(\mathbf{X}) = \mathbb{E}_{e_{00}}(A \mid Y_0 = 0, \mathbf{X})$ . Then, we find the following result for

$Y_0 \in \mathcal{S} \subseteq \mathcal{S}_0(1)$ :

$$\begin{aligned}
& \mathbb{E} \left[ \left\{ \alpha_0^*(Y_0, \mathbf{X}) \right\}^{-A} \left\{ A - \mathbb{E}_{e_{00}}(A \mid Y_0 = 0, \mathbf{X}) \right\} \mid Y_0, \mathbf{X} \right] \\
&= \Pr(A = 1 \mid Y_0, \mathbf{X}) \left\{ \alpha_0^*(Y_0, \mathbf{X}) \right\}^{-1} \{1 - h(\mathbf{X})\} - \Pr(A = 0 \mid Y_0, \mathbf{X}) h(\mathbf{X}) \\
&= \Pr(A = 0 \mid Y_0, \mathbf{X}) \underbrace{\left[ \frac{\Pr(A = 1 \mid Y_0 = 0, \mathbf{X})}{\Pr(A = 0 \mid Y_0 = 0, \mathbf{X})} \{1 - h(\mathbf{X})\} - h(\mathbf{X}) \right]}_{=H(\mathbf{X})} \\
&= \Pr(A = 0 \mid Y_0, \mathbf{X}) H(\mathbf{X}) .
\end{aligned}$$

Let  $\tilde{m}(Y_0, \mathbf{X}) = m(Y_0, \mathbf{X})H(\mathbf{X})$ . Then, we obtain the zero-mean property of the moment equation:

$$\begin{aligned}
& \bar{\mathbb{E}}_{\mathcal{S}} \{ \Psi_{\mathcal{S}}(\mathbf{O}_0; \alpha_0^*, f_{0|AX}^*, e_{00}, m) \} \\
&= \bar{\mathbb{E}}_{\mathcal{S}} \left[ \left[ \tilde{m}(Y_0, \mathbf{X}) - \bar{\mathbb{E}}_{\mathcal{S}} \{ \tilde{m}(Y_0, \mathbf{X}) \mid A = 0, \mathbf{X} \} \right] \Pr(A = 0 \mid Y_0, \mathbf{X}) \right] \\
&= \bar{\mathbb{E}}_{\mathcal{S}} \left[ (1 - A) \left[ \tilde{m}(Y_0, \mathbf{X}) - \bar{\mathbb{E}}_{\mathcal{S}} \{ \tilde{m}(Y_0, \mathbf{X}) \mid A = 0, \mathbf{X} \} \right] \right] \\
&= \mathbb{E} \left[ \underbrace{\bar{\mathbb{E}}_{\mathcal{S}} \left[ \tilde{m}(Y_0, \mathbf{X}) - \bar{\mathbb{E}}_{\mathcal{S}} \{ \tilde{m}(Y_0, \mathbf{X}) \mid A = 0, \mathbf{X} \} \mid A = 0, \mathbf{X} \right]}_{=0} \Pr(A = 0 \mid \mathbf{X}) \right] \\
&= 0 .
\end{aligned}$$

Next, we consider that  $e_{00}$  is correctly specified as  $f_{A|0X}^*$  whereas  $f_{00}$  may be misspecified. From Result (i) with  $\alpha = \alpha_0^*$  and  $e_{00} = f_{A|0X}^*$ , we get the zero-mean property of the moment equation:

$$\begin{aligned}
& \bar{\mathbb{E}}_{\mathcal{S}} \{ \Psi_{\mathcal{S}}(\mathbf{O}_0; \alpha_0^*, f_{00}, f_{A|0X}^*, m) \} \\
&= \bar{\mathbb{E}}_{\mathcal{S}} \left[ \left[ \tilde{m}(Y_0, \mathbf{X}) - \bar{\mathbb{E}}_{\mathcal{S}, f_{00}} \{ \tilde{m}(Y_0, \mathbf{X}) \mid A = 0, \mathbf{X} \} \right] \underbrace{\left[ \left\{ \alpha_0^*(Y_0, \mathbf{X}) \right\}^{-1} \alpha_0^*(Y_0, \mathbf{X}) - 1 \right]}_{=0 \text{ over } (Y_0, \mathbf{X}) \in \mathcal{S} \cap \mathcal{S}_0(0)} \mathbb{E}(1 - A \mid Y_0, \mathbf{X}) \right] \\
&= 0 .
\end{aligned}$$

This concludes the proof.

## C Proof of the Main Paper

In this section, we use the following shorthand for the conditional distributions for  $t = 0, 1$ :

$$\begin{aligned} f_{tA|X}^*(y, a \mid \mathbf{x}) &= g_t^*(y, a \mid \mathbf{x}) = P(Y_t^{(0)} = y, A = a \mid \mathbf{X} = \mathbf{x}) , \\ f_t^*(y \mid a, \mathbf{x}) &= f_{t|AX}^*(y \mid a, \mathbf{x}) = P(Y_t^{(0)} = y \mid A = a, \mathbf{X} = \mathbf{x}) , \\ e_t^*(a \mid y, \mathbf{x}) &= f_{A|tX}^*(a \mid y, \mathbf{x}) = \Pr(A = a \mid Y_0^{(0)} = y, \mathbf{X} = \mathbf{x}) . \end{aligned}$$

That is, we unify the density notation by using  $f$ , and let the subscript indicate the conditional distribution. Similarly, we denote

$$f_{t|X}^*(y \mid \mathbf{x}) = P(Y_t^{(0)} = y \mid \mathbf{X} = \mathbf{x}) , \quad f_{A|X}^*(a \mid \mathbf{x}) = \Pr(A = a \mid \mathbf{X} = \mathbf{x}) .$$

### C.1 Proof of Lemma 3.1

We find

$$\beta_1^*(\mathbf{X}) = \frac{f_{1A|X}^*(0, 1 \mid \mathbf{X})}{f_{1A|X}^*(0, 0 \mid \mathbf{X})} , \quad \alpha_1^*(y, \mathbf{X}) = \begin{cases} \frac{f_{1A|X}^*(y, 1 \mid \mathbf{X})}{f_{1A|X}^*(y, 0 \mid \mathbf{X})} \frac{f_{1A|X}^*(0, 0 \mid \mathbf{X})}{f_{1A|X}^*(0, 1 \mid \mathbf{X})} & \text{for } y \in \mathcal{S}_1(1) \\ 0 & \text{for } y \in \mathbb{R} \cap \mathcal{S}_1(1)^c \end{cases} .$$

Consequently, we obtain the following result for all  $y \in \mathcal{S}_1(1)$ :

$$\begin{aligned} \beta_1^*(\mathbf{X}) \alpha_1^*(y, \mathbf{X}) f_{1|AX}^*(y \mid 0, \mathbf{X}) f_{A|X}^*(0 \mid \mathbf{X}) &= \beta_1^*(\mathbf{X}) \alpha_1^*(y, \mathbf{X}) f_{1|AX}^*(y, 0 \mid \mathbf{X}) \\ &= f_{1A|X}^*(y, 1 \mid \mathbf{X}) \\ &= f_{1|AX}^*(y \mid 1, \mathbf{X}) f_{A|X}^*(1 \mid \mathbf{X}) , \end{aligned}$$

and  $\beta_1^*(\mathbf{X}) \alpha_1^*(y, \mathbf{X}) f_{1|AX}^*(y \mid 0, \mathbf{X}) f_{A|X}^*(0 \mid \mathbf{X}) = 0$  for  $y \in \mathbb{R} \cap \mathcal{S}_1(1)^c$ .

We integrate both hand sides with respect to  $y$  over  $\mathcal{S}_1(0)$ , and we get

$$\beta_1^*(\mathbf{X}) \mathbb{E}\{\alpha_1^*(Y_1, \mathbf{X}) \mid A = 0, \mathbf{X}\} f_{A|X}^*(0 \mid \mathbf{X}) = f_{A|X}^*(1 \mid \mathbf{X}) .$$

This proves the result related to  $\beta_1^*$ .

Next, we find the following result for any integrable  $\mathcal{G}$ :

$$\begin{aligned}
\beta_1^*(\mathbf{X})\mathbb{E}\{\mathcal{G}(Y_1)\alpha_1^*(Y_1, \mathbf{X}) \mid A = 0, \mathbf{X}\} &= \int_{\mathcal{S}_1(0)} \mathcal{G}(y)\beta_1^*(\mathbf{X})\alpha_1^*(y, \mathbf{X})f_{1|AX}^*(y \mid 0, \mathbf{X}) dy \\
&= \frac{f_{A|X}^*(1 \mid \mathbf{X})}{f_{A|X}^*(0 \mid \mathbf{X})} \int_{\mathcal{S}_1(1)} \mathcal{G}(y)f_{1|AX}^*(y \mid 1, \mathbf{X}) dy \\
&= \frac{f_{A|X}^*(1 \mid \mathbf{X})}{f_{A|X}^*(0 \mid \mathbf{X})} \mathbb{E}\{\mathcal{G}(Y_1^{(0)}) \mid A = 1, \mathbf{X}\} .
\end{aligned} \tag{24}$$

As a consequence, we get

$$\begin{aligned}
&\frac{\mathbb{E}\{\mathcal{G}(Y_1)\alpha_1^*(Y_1, \mathbf{X}) \mid A = 0, \mathbf{X}\}}{\mathbb{E}\{\alpha_1^*(Y_1, \mathbf{X}) \mid A = 0, \mathbf{X}\}} \\
&= \left[ \frac{f_{A|X}^*(1 \mid \mathbf{X})}{f_{A|X}^*(0 \mid \mathbf{X})} \mathbb{E}\{\mathcal{G}(Y_1^{(0)}) \mid A = 1, \mathbf{X}\} \right] \left\{ \frac{f_{A|X}^*(1 \mid \mathbf{X})}{f_{A|X}^*(0 \mid \mathbf{X})} \mathbb{E}(1 \mid A = 1, \mathbf{X}) \right\}^{-1} \\
&= \mathbb{E}\{\mathcal{G}(Y_1^{(0)}) \mid A = 1, \mathbf{X}\}
\end{aligned}$$

where the first identity is from taking  $\mathcal{G}$  in the denominator as the constant function 1, i.e.,  $\mathcal{G}(y) \equiv 1$ .

This concludes the proof.

## C.2 Proof of Theorem 4.1

We find  $\mathcal{M}_{\text{OREC}}$  is characterized as

$$\mathcal{M}_{\text{OREC}} = \left\{ P(\mathbf{O}) \mid \text{Any regular } P(\mathbf{O}) \text{ with supports satisfying } \mathcal{S}_0(1) \cap \mathcal{S}_1(0) \neq \emptyset, \mathcal{S}_1(0) \subseteq \mathcal{S}_0(0) \right\} .$$

where the support conditions are from Assumption (A3) and (A4). We consider a parametric submodel of  $\mathcal{M}_{\text{OREC}}$  parametrized by an one-dimensional parameter  $\eta$ :

$$\begin{aligned}
&\mathcal{M}_{\text{OREC}}(\eta) \\
&= \left\{ P(\mathbf{O}; \eta) \mid \text{Any regular } P(\mathbf{O}; \eta) \text{ with supports satisfying } \mathcal{S}_0(1) \cap \mathcal{S}_1(0) \neq \emptyset, \mathcal{S}_1(0) \subseteq \mathcal{S}_0(0) \right\} .
\end{aligned} \tag{25}$$

Before going into more detail, we define a few more notations related to  $\eta$ . Let  $\nabla_\eta h(\cdot; \eta)$  denote the derivative of  $h(\cdot; \eta)$  with respect to  $\eta$ , and  $\mathbb{E}^{(\eta)}\{h(\mathbf{O})\}$  denote the expectation of function  $h$  with respect to the distribution  $P(\mathbf{O}; \eta)$ . Let  $f_{\mathbf{O}}(\mathbf{O}; \eta)$  be the density of the parametric submodel

$P(\mathbf{O}; \eta)$ . We suppose that the true distribution of the observed data  $P(\mathbf{O})$  is recovered at  $\eta^*$ , i.e.,  $P^*(\mathbf{O}) = P(\mathbf{O}; \eta^*)$ .

Since the restrictions on the supports do not change the tangent space, we find the tangent space of the model  $\mathcal{M}_{\text{OREC}}$  is given as

$$\mathcal{T}_{\text{OREC}} = \{S(\mathbf{O}) \mid \mathbb{E}\{S(\mathbf{O})\} = 0, \mathbb{E}[\{S(\mathbf{O})\}^2] < \infty\}, \quad (26)$$

where the expectations in  $\mathcal{T}_{\text{OREC}}$  are evaluated at the true distribution  $P^*(\mathbf{O})$  satisfying the support conditions. In other words,  $\mathcal{T}_{\text{OREC}}$  is the entire Hilbert space of mean-zero, square-integrable functions of  $\mathbf{O}$  with  $\mathcal{S}_0(1) \cap \mathcal{S}_1(0) \neq \emptyset$  and  $\mathcal{S}_1(0) \subseteq \mathcal{S}_0(0)$ .

Since the model is nonparametric, there is a unique influence function for  $\mathbb{E}\{\mathcal{G}(Y_1^{(0)}) \mid A = 1\}$ , and it is efficient in  $\mathcal{M}_{\text{OREC}}$ . Therefore, to establish that  $\text{IF}^*(\mathbf{O})$  is the EIF for  $\mathbb{E}\{\mathcal{G}(Y_1^{(0)}) \mid A = 1\}$ , it suffices to show that the counterfactual mean is a differentiable parameter (Newey, 1990), i.e.,

$$\left. \frac{\partial}{\partial \eta} \mathbb{E}^{(\eta)}\{\mathcal{G}(Y_1^{(0)}) \mid A = 1\} \right|_{\eta=\eta^*} = \mathbb{E}\{s_O(\mathbf{O}; \eta^*) \text{IF}^*(\mathbf{O})\}, \quad (27)$$

where  $s_O(\mathbf{O}; \eta) = \nabla_{\eta} f_O(\mathbf{O}; \eta) / f_O(\mathbf{O}; \eta)$ .

We first provide an alternative form of the right hand side. The (conjectured) EIF is written as

$$\text{IF}^*(\mathbf{O}) = \widetilde{\text{IF}}(\mathbf{O}_1; \eta^*) - \frac{A \mathbb{E}\{\mathcal{G}(Y_1^{(0)}) \mid A = 1\}}{\Pr(A = 1; \eta^*)} + \text{IF}_{\text{Aug}}(\mathbf{O}_0; \eta^*),$$

where  $\widetilde{\text{IF}}(\mathbf{O}_1; \eta)$  and  $\text{IF}_{\text{Aug}}(\mathbf{O}_0; \eta)$  are

$$\begin{aligned} \widetilde{\text{IF}}(\mathbf{O}_1; \eta) &= \frac{1}{\Pr(A = 1; \eta)} \left[ \beta_1(\mathbf{X}; \eta) \alpha_1(Y_1, \mathbf{X}; \eta) (1 - A) \{\mathcal{G}(Y_1) - \mu(\mathbf{X}; \eta)\} + A \mu(\mathbf{X}; \eta) \right]. \\ \text{IF}_{\text{Aug}}(\mathbf{O}_0; \eta) &= \frac{(2A - 1) R(Y_0, A, \mathbf{X}; \eta) \{\mathcal{G}(Y_0) - \mu(\mathbf{X}; \eta)\}}{\Pr(A = 1)} \\ &= \frac{(2A - 1) \beta_1(\mathbf{X}; \eta) \alpha_1(Y_0, \mathbf{X}; \eta)}{\Pr(A = 1)} \frac{f_{1A|X}(Y_0, 0 \mid \mathbf{X}; \eta)}{f_{0A|X}(Y_0, A \mid \mathbf{X}; \eta)} \{\mathcal{G}(Y_0) - \mu(\mathbf{X}; \eta)\}. \end{aligned}$$

Here,  $\alpha_1(Y_1, \mathbf{X}; \eta)$  is the solution to the moment equation (21) at  $\eta$ , i.e., for  $\mathcal{S}_{\alpha} := \mathcal{S}_0(1) \cap \mathcal{S}_1(0)$ ,

i.e.,

$$\begin{aligned} \text{For } (y, \mathbf{x}) \in \mathcal{S}_\alpha, \quad & \alpha_1^{(\eta)} \text{ solves } \overline{\mathbb{E}}_{\mathcal{S}_\alpha}^{(\eta)} \{ \Psi_{\mathcal{S}_\alpha}(\mathbf{O}_0; \alpha, f_0(\cdot | 0, \cdot; \eta), e_0(\cdot | 0, \cdot; \eta), m) \} = 0, \\ \text{For } (y, \mathbf{x}) \in \mathbb{R} \cap \mathcal{S}_\alpha^c, \quad & \alpha_1^{(\eta)}(y, \mathbf{x}) = 0. \end{aligned} \quad (28)$$

The other two functions  $\beta_1(\mathbf{x}; \eta)$  and  $\mu(\mathbf{x}; \eta)$  are defined by the relationships in Lemma 3.1; i.e.,

$$\beta_1(\mathbf{X}; \eta) = \frac{\Pr(A = 1 | \mathbf{X}; \eta) / \Pr(A = 0 | \mathbf{X}; \eta)}{\mathbb{E}^{(\eta)} \{ \alpha_1(Y_1, \mathbf{X}; \eta) | A = 0, \mathbf{X} \}}, \quad \mu(\mathbf{X}; \eta) = \frac{\mathbb{E}^{(\eta)} \{ \mathcal{G}(Y_1) \alpha_1(Y_1, \mathbf{X}; \eta) | A = 0, \mathbf{X} \}}{\mathbb{E}^{(\eta)} \{ \alpha_1(Y_1, \mathbf{X}; \eta) | A = 0, \mathbf{X} \}}.$$

Therefore, the right hand side of (27) is

$$\begin{aligned} & \mathbb{E} \{ s_O(\mathbf{O}; \eta^*) \text{IF}^*(\mathbf{O}) \} \\ &= \mathbb{E} \left[ \begin{aligned} & \{ s_{0|1}(Y_0 | \mathbf{O}_1; \eta^*) + s_1(\mathbf{O}_1; \eta^*) \} \widetilde{\text{IF}}(\mathbf{O}_1; \eta^*) \\ & - \{ s_{0|1X|A}(Y_0, Y_1, \mathbf{X} | A; \eta^*) + s_A(A; \eta^*) \} A \mathbb{E} \{ \mathcal{G}(Y_1^{(0)}) | A = 1 \} / \Pr(A = 1) \\ & + \{ s_{1|0}(Y_1 | \mathbf{O}_0; \eta^*) + s_0(\mathbf{O}_0; \eta^*) \} \text{IF}_{\text{Aug}}(\mathbf{O}_0) \end{aligned} \right] \\ &= \mathbb{E} \left[ s_1(\mathbf{O}_1; \eta^*) \widetilde{\text{IF}}(\mathbf{O}_1; \eta^*) + s_0(\mathbf{O}_0; \eta^*) \text{IF}_{\text{Aug}}(\mathbf{O}_0) \right] - s_A(1; \eta) \mathbb{E} \{ \mathcal{G}(Y_1^{(0)}) | A = 1 \}, \end{aligned} \quad (29)$$

where the score functions are

$$\begin{aligned} s_A(a; \eta) &= \frac{\nabla_\eta \Pr(A = a; \eta)}{\Pr(A = a; \eta)}, \quad s_1(\mathbf{O}_1; \eta) = \frac{\nabla_\eta f_{1AX}(y, a, \mathbf{x}; \eta)}{f_{1AX}(y, a, \mathbf{x}; \eta)}, \quad s_0(\mathbf{O}_0; \eta) = \frac{\nabla_\eta f_{0AX}(y, a, \mathbf{x}; \eta)}{f_{0AX}(y, a, \mathbf{x}; \eta)}, \\ s_{0|1}(\mathbf{O}; \eta) &= \frac{\nabla_\eta f_{0|1AX}(y_0 | y_1, a, \mathbf{x}; \eta)}{f_{0|1AX}(y_0 | y_1, a, \mathbf{x}; \eta)}, \quad s_{1|0}(\mathbf{O}; \eta) = \frac{\nabla_\eta f_{1|0AX}(y_1 | y_0, a, \mathbf{x}; \eta)}{f_{1|0AX}(y_1 | y_0, a, \mathbf{x}; \eta)}. \end{aligned}$$

Of note, the restrictions of the score functions are  $\mathbb{E}^{(\eta)} \{ s_A(A; \eta) \} = \mathbb{E}^{(\eta)} \{ s_1(\mathbf{O}_1; \eta) \} = \mathbb{E}^{(\eta)} \{ s_0(\mathbf{O}_0; \eta) \} = \mathbb{E}^{(\eta)} \{ s_{1|0}(\mathbf{O}; \eta) | \mathbf{O}_0 \} = \mathbb{E}^{(\eta)} \{ s_{0|1}(\mathbf{O}; \eta) | \mathbf{O}_1 \} = 0$ .

Next, we focus on the left hand side of (27). From the DR representation (15), we have

$\mathbb{E}^{(\eta)}\{\mathcal{G}(Y_1^{(0)}) \mid A = 1\} = \mathbb{E}^{(\eta)}\{\widetilde{\text{IF}}(\mathbf{O}_1; \eta)\}$ . Therefore, the derivative of  $\mathbb{E}^{(\eta)}\{\mathcal{G}(Y_1^{(0)}) \mid A = 1\}$  is

$$\begin{aligned}
& \frac{\partial}{\partial \eta} \mathbb{E}^{(\eta)}\{\mathcal{G}(Y_1^{(0)}) \mid A = 1\} \\
&= \frac{\partial}{\partial \eta} \mathbb{E}^{(\eta)}\{\widetilde{\text{IF}}(\mathbf{O}_1; \eta)\} \\
&= \mathbb{E}^{(\eta)}\left[\left\{s_{0|1}(\mathbf{O}; \eta) + s_1(\mathbf{O}_1; \eta) - s_A(1; \eta)\right\}\widetilde{\text{IF}}(\mathbf{O}_1; \eta)\right] \\
&\quad + \mathbb{E}^{(\eta)}\left[\frac{(1-A)\{s_\alpha(Y_1, \mathbf{X}; \eta) + s_\beta(\mathbf{X}; \eta)\}\beta_1(\mathbf{X}; \eta)\alpha_1(Y_1, \mathbf{X}; \eta)}{\Pr(A = 1; \eta)}\{\mathcal{G}(Y_1) - \mu(\mathbf{X}; \eta)\}\right] \\
&\quad - \mathbb{E}^{(\eta)}\left[\frac{(1-A)\beta_1(\mathbf{X}; \eta)\alpha_1(Y_1, \mathbf{X}; \eta) - A}{\Pr(A = 1; \eta)}\{\nabla_\eta \mu(\mathbf{X}; \eta)\}\right] \tag{30}
\end{aligned}$$

where

$$s_\alpha(y, \mathbf{x}; \eta) = \frac{\nabla_\eta \alpha_1(y, \mathbf{x}; \eta)}{\alpha_1(y, \mathbf{x}; \eta)}, \quad s_\beta(\mathbf{x}; \eta) = \frac{\nabla_\eta \beta(\mathbf{x}; \eta)}{\beta(\mathbf{x}; \eta)}.$$

Of note,  $s_\alpha(0, \mathbf{X}; \eta) = 0$  whereas  $s_\beta(\mathbf{X}; \eta)$  is unrestricted. We observe that some terms in (30) are simplified as follows. First, we obtain

$$\begin{aligned}
\mathbb{E}^{(\eta)}\left[s_{0|1}(\mathbf{O}; \eta)\widetilde{\text{IF}}(\mathbf{O}_1; \eta)\right] &= \mathbb{E}^{(\eta)}\left[\mathbb{E}^{(\eta)}[s_{0|1}(\mathbf{O}; \eta) \mid \mathbf{O}_1]\widetilde{\text{IF}}(\mathbf{O}_1; \eta)\right] = 0, \\
\mathbb{E}^{(\eta)}\left[s_A(1; \eta)\widetilde{\text{IF}}(\mathbf{O}_1; \eta)\right] &= s_A(1; \eta)\mathbb{E}^{(\eta)}\{\mathcal{G}(Y_1^{(0)}) \mid A = 1\}.
\end{aligned}$$

Second, using (23), which is established in the proof of Lemma A.2 in Section B.2, we get

$$\mathbb{E}^{(\eta)}\left[\frac{(1-A)s_\beta(\mathbf{X}; \eta)\beta_1(\mathbf{X}; \eta)\alpha_1(Y_1, \mathbf{X}; \eta)}{\Pr(A = 1; \eta)}\{\mathcal{G}(Y_1) - \mu(\mathbf{X}; \eta)\}\right] = 0.$$

Lastly, from the definition of  $\beta_1(\mathbf{X}; \eta)$ , we obtain

$$\begin{aligned}
& \mathbb{E}^{(\eta)}\left[\frac{(1-A)\beta_1(\mathbf{X}; \eta)\alpha_1(Y_1, \mathbf{X}; \eta) - A}{\Pr(A = 1; \eta)}\{\nabla_\eta \mu(\mathbf{X}; \eta)\}\right] \\
&= \mathbb{E}^{(\eta)}\left[\frac{\nabla_\eta \mu(\mathbf{X}; \eta)}{\Pr(A = 1; \eta)}\left[\beta_1(\mathbf{X}; \eta)\mathbb{E}^{(\eta)}\{(1-A)\alpha_1(Y_1, \mathbf{X}; \eta) \mid \mathbf{X}\} - \mathbb{E}^{(\eta)}(A \mid \mathbf{X})\right]\right] \\
&= \mathbb{E}^{(\eta)}\left[\frac{\nabla_\eta \mu(\mathbf{X}; \eta)}{\Pr(A = 1; \eta)}\left[\beta_1(\mathbf{X}; \eta)\Pr(A = 0 \mid \mathbf{X}; \eta)\mathbb{E}^{(\eta)}\{\alpha_1(Y_1, \mathbf{X}; \eta) \mid A = 0, \mathbf{X}\} - \Pr(A = 1 \mid \mathbf{X}; \eta)\right]\right] \\
&= 0.
\end{aligned}$$

Therefore, the pathwise derivative evaluated at  $\eta^*$  is

$$\begin{aligned} & \left. \frac{\partial}{\partial \eta} \mathbb{E}^{(\eta)} \{ \mathcal{G}(Y_1^{(0)}) \mid A = 1 \} \right|_{\eta=\eta^*} \\ &= -s_A(1; \eta) \mathbb{E} \{ \mathcal{G}(Y_1^{(0)}) \mid A = 1 \} \\ & \quad + \mathbb{E} \left[ s_1(\mathbf{O}_1; \eta^*) \widetilde{\text{IF}}(\mathbf{O}_1; \eta^*) + \frac{(1-A)s_\alpha(Y_1, \mathbf{X}; \eta^*) \beta_1^*(\mathbf{X}) \alpha_1^*(Y_1, \mathbf{X})}{\Pr(A=1)} \{ \mathcal{G}(Y_1) - \mu^*(\mathbf{X}) \} \right]. \end{aligned} \quad (31)$$

Comparing (29) and (31), we establish (27) if the following identity holds:

$$\mathbb{E} \{ s_0(\mathbf{O}_0; \eta^*) \text{IF}_{\text{Aug}}(\mathbf{O}_0) \} = \mathbb{E} \left[ \frac{(1-A)s_\alpha(Y_1, \mathbf{X}; \eta^*) \beta_1^*(\mathbf{X}) \alpha_1^*(Y_1, \mathbf{X})}{\Pr(A=1)} \{ \mathcal{G}(Y_1) - \mu^*(\mathbf{X}) \} \right]. \quad (32)$$

To show (32), we re-visit the definition of  $\alpha_1(y, \mathbf{x}; \eta)$  in (28). The gradient of the restriction in (28) is always zero, Therefore, the following condition holds:

$$\begin{aligned} 0 &= \nabla_\eta \overline{\mathbb{E}}_{S_\alpha}^{(\eta)} \{ \Psi_{S_\alpha}(\mathbf{O}_0; \alpha_1(\eta), f_{0|AX}(\eta), f_{A|0X}(\eta), m) \} \\ &= \overline{\mathbb{E}}_{S_\alpha}^{(\eta)} \left[ \{ s_{1|0}(\mathbf{O}; \eta) + s_0(\mathbf{O}_0; \eta) \} \Psi_{S_\alpha}(\mathbf{O}_0; \alpha_1(\eta), f_{0|AX}(\eta), f_{A|0X}(\eta), m) \right] \\ &= \overline{\mathbb{E}}_{S_\alpha}^{(\eta)} \left[ s_0(\mathbf{O}_0; \eta) \Psi_{S_\alpha}(\mathbf{O}_0; \alpha_1(\eta), f_{0|AX}(\eta), f_{A|0X}(\eta), m) \right] \\ & \quad + \overline{\mathbb{E}}_{S_\alpha}^{(\eta)} \left[ \begin{aligned} & [m(Y_0, \mathbf{X}) - \overline{\mathbb{E}}_{S_\alpha, 0|AX}^{(\eta)} \{ s_{0|AX}(Y_0 \mid 0, \mathbf{X}; \eta) m(Y_0, \mathbf{X}) \mid A = 0, \mathbf{X} \}] \\ & \times \{ \alpha_1(Y_0, \mathbf{X}; \eta) \}^{-A} \{ A - \mathbb{E}_{A|0X}^{(\eta)}(A \mid Y_0 = 0, \mathbf{X}) \} \end{aligned} \right] \end{aligned} \quad (\text{T1})$$

$$\begin{aligned} & + \overline{\mathbb{E}}_{S_\alpha}^{(\eta)} \left[ \begin{aligned} & [m(Y_0, \mathbf{X}) - \overline{\mathbb{E}}_{S_\alpha, 0|AX}^{(\eta)} \{ m(Y_0, \mathbf{X}) \mid A = 0, \mathbf{X} \}] \\ & \left\{ -\frac{As_\alpha(Y_0, \mathbf{X}; \eta)}{\alpha_1(Y_0, \mathbf{X}; \eta)} \right\} \{ A - \mathbb{E}_{A|0X}^{(\eta)}(A \mid Y_0 = 0, \mathbf{X}) \} \end{aligned} \right] \\ & + \overline{\mathbb{E}}_{S_\alpha}^{(\eta)} \left[ \begin{aligned} & [m(Y_0, \mathbf{X}) - \overline{\mathbb{E}}_{S_\alpha, 0|AX}^{(\eta)} \{ m(Y_0, \mathbf{X}) \mid A = 0, \mathbf{X} \}] \\ & \times \{ \alpha_1(Y_0, \mathbf{X}; \eta) \}^{-A} [A - \mathbb{E}_{A|0X}^{(\eta)} \{ As_{A|0X}(A \mid Y_0 = 0, \mathbf{X}; \eta) \mid Y_0 = 0, \mathbf{X} \}] \end{aligned} \right], \end{aligned} \quad (\text{T2})$$

where

$$s_{0|AX}(y \mid 0, \mathbf{x}; \eta) = \frac{\nabla_\eta f_{0|AX}(y \mid A = 0, \mathbf{x}; \eta)}{f_{0|AX}(y \mid A = 0, \mathbf{x}; \eta)}, \quad s_{A|0X}(a \mid 0, \mathbf{x}; \eta) = \frac{\nabla_\eta f_{A|0X}(a \mid Y_0 = 0, \mathbf{x}; \eta)}{f_{A|0X}(a \mid Y_0 = 0, \mathbf{x}; \eta)}.$$

Each score function satisfies the following restriction:

$$\mathbb{E}^{(\eta)} \{ s_{0|AX}(Y_0 \mid 0, \mathbf{X}; \eta) \mid A = 0, \mathbf{X} \} = 0, \quad \mathbb{E}^{(\eta)} \{ s_{A|0X}(A \mid 0, \mathbf{X}; \eta) \mid Y_0 = 0, \mathbf{X} \} = 0.$$

From the DR property of  $\Psi$  that is shown in Section B.3, we find (T1) and (T2) are zero. Therefore, at  $\eta^*$ , we find the following restriction holds for  $\alpha_1(y, \mathbf{x}; \eta^*)$ :

For any function  $m(Y_0, \mathbf{X})$ , we have

$$\begin{aligned} & \overline{\mathbb{E}}_{\mathcal{S}_\alpha} [s_0(\mathbf{O}_0; \eta^*) \Psi_{\mathcal{S}_\alpha}(\mathbf{O}_0; \alpha_1(\eta^*), f_{0|AX}^*, f_{A|0X}^*, m)] \\ &= \overline{\mathbb{E}}_{\mathcal{S}_\alpha} \left[ \begin{aligned} & [m(Y_0, \mathbf{X}) - \overline{\mathbb{E}}_{\mathcal{S}_\alpha, 0|AX} \{m(Y_0, \mathbf{X}) \mid A = 0, \mathbf{X}\}] \\ & \times \left\{ \frac{As_\alpha(Y_0, \mathbf{X}; \eta^*)}{\alpha_1(Y_0, \mathbf{X}; \eta^*)} \right\} \{A - \mathbb{E}_{A|0X}(A \mid Y_0 = 0, \mathbf{X})\} \end{aligned} \right]. \end{aligned} \quad (33)$$

We choose  $m(Y_0, \mathbf{X})$  so that

$$m(Y_0, \mathbf{X}) - \overline{\mathbb{E}}_{\mathcal{S}_\alpha, 0|AX} \{m(Y_0, \mathbf{X}) \mid A = 0, \mathbf{X}\} = \frac{f_{1A|X}^*(Y_0, 1 \mid \mathbf{X})}{f_{0A|X}^*(Y_0, 0 \mid \mathbf{X})} \frac{\{\mathcal{G}(Y_0) - \mu^*(\mathbf{X})\}}{\Pr(A = 1) \Pr(A = 1 \mid Y_0 = 0, \mathbf{X})}.$$

Note that we can choose such  $m$  because it satisfies the conditional mean restriction:

$$\begin{aligned} & \overline{\mathbb{E}}_{\mathcal{S}_\alpha} \left[ \frac{f_{1A|X}^*(Y_0, 1 \mid \mathbf{X})}{f_{0A|X}^*(Y_0, 0 \mid \mathbf{X})} \{\mathcal{G}(Y_0) - \mu^*(\mathbf{X})\} \mid A = 0, \mathbf{X} \right] \\ &= \mathbb{E} \left[ \frac{f_{1A|X}^*(Y_0, 1 \mid \mathbf{X})}{f_{0A|X}^*(Y_0, 0 \mid \mathbf{X})} \{\mathcal{G}(Y_0) - \mu^*(\mathbf{X})\} \mid A = 0, \mathbf{X} \right] \\ &= \int_{\mathcal{S}_0(0)} \frac{f_{1A|X}^*(y, 1 \mid \mathbf{X})}{f_{0A|X}^*(y, 0 \mid \mathbf{X})} \{\mathcal{G}(y) - \mu^*(\mathbf{X})\} f_{0|AX}^*(y \mid 0, \mathbf{X}) dy \\ &= \frac{\Pr(A = 1 \mid \mathbf{X})}{\Pr(A = 0 \mid \mathbf{X})} \int_{\mathcal{S}_\alpha} f_{1|AX}^*(y \mid 1, \mathbf{X}) \{\mathcal{G}(y) - \mu^*(\mathbf{X})\} dy \\ &= \frac{\Pr(A = 1 \mid \mathbf{X})}{\Pr(A = 0 \mid \mathbf{X})} \{\mu^*(\mathbf{X}) - \mu^*(\mathbf{X})\} \\ &= 0. \end{aligned}$$

The first identity holds because  $f_{1|AX}^*(y \mid 1, \mathbf{x}) = 0$  for  $(y, \mathbf{x}) \in \mathcal{S}_\alpha^c$ . The third identity holds because  $\mathcal{S}_1(1)$ , the support of  $f_{1|AX}^*$ , is equal to  $\mathcal{S}_\alpha$  under Assumptions (A1)-(A5). The third identity holds from the definition of  $\mu^*(\mathbf{X}) = \mathbb{E}\{\mathcal{G}(Y_1^{(0)}) \mid A = 1, \mathbf{X}\}$ . This choice of  $m$  yields

$\Psi_{\mathcal{S}_\alpha}(\mathbf{O}_0; \alpha_1(\eta^*), f_{0|AX}^*, f_{A|0X}^*, m)$  as follows:

$$\begin{aligned} & \Psi_{\mathcal{S}_\alpha}(\mathbf{O}_0; \alpha_1(\eta^*), f_{0|AX}^*, f_{A|0X}^*, m) \\ &= \frac{1}{\Pr(A=1)} \frac{f_{1A|X}^*(Y_0, 1 | \mathbf{X})}{f_{0A|X}^*(Y_0, 0 | \mathbf{X})} \{\mathcal{G}(Y_0) - \mu^*(\mathbf{X})\} \{\alpha_1(Y_0, \mathbf{X}; \eta^*)\}^{-A} \frac{\{A - \Pr(A=1 | Y_0=0, \mathbf{X})\}}{\Pr(A=1 | Y_0=0, \mathbf{X})}. \end{aligned}$$

Note that  $\alpha_1(y, \mathbf{x}; \eta^*) = \alpha_0^*(y, \mathbf{x})$  over  $(y, \mathbf{x}) \in \mathcal{S}_\alpha$ . Therefore, at  $A=1$ , we obtain

$$\begin{aligned} & \Psi_{\mathcal{S}_\alpha}(Y_0, A=1, \mathbf{X}; \alpha_1(\eta^*), f_{0|AX}^*, f_{A|0X}^*, m) \\ &= \frac{1}{\Pr(A=1)} \frac{f_{1A|X}^*(Y_0, 1 | \mathbf{X})}{f_{0A|X}^*(Y_0, 0 | \mathbf{X})} \{\mathcal{G}(Y_0) - \mu^*(\mathbf{X})\} \frac{\Pr(A=0 | Y_0, \mathbf{X})}{\Pr(A=1 | Y_0, \mathbf{X})} \\ &= \frac{1}{\Pr(A=1)} \frac{f_{1A|X}^*(Y_0, 1 | \mathbf{X})}{f_{0A|X}^*(Y_0, 1 | \mathbf{X})} \{\mathcal{G}(Y_0) - \mu^*(\mathbf{X})\} \end{aligned}$$

At  $A=0$ , we obtain

$$\Psi_{\mathcal{S}_\alpha}(Y_0, A=0, \mathbf{X}; \alpha_1(\eta^*), f_{0|AX}^*, f_{A|0X}^*, m) = -\frac{1}{\Pr(A=1)} \frac{f_{1A|X}^*(Y_0, 1 | \mathbf{X})}{f_{0A|X}^*(Y_0, 0 | \mathbf{X})} \{\mathcal{G}(Y_0) - \mu^*(\mathbf{X})\}.$$

Therefore, we find  $\Psi_{\mathcal{S}_\alpha}(\mathbf{O}_0; \alpha_1(\eta^*), f_{0|AX}^*, f_{A|0X}^*, m)$  is equivalent to  $\text{IF}_{\text{Aug}}(\mathbf{O}_0)$ :

$$\begin{aligned} \Psi_{\mathcal{S}_\alpha}(\mathbf{O}_0; \alpha_1(\eta^*), f_{0|AX}^*, f_{A|0X}^*, m) &= \frac{2A-1}{\Pr(A=1)} \underbrace{\frac{f_{1A|X}^*(Y_0, 1 | \mathbf{X})}{f_{0A|X}^*(Y_0, A | \mathbf{X})}}_{=R^*(Y_0, A, \mathbf{X})} \{\mathcal{G}(Y_0) - \mu^*(\mathbf{X})\} \\ &= \text{IF}_{\text{Aug}}(\mathbf{O}_0). \end{aligned}$$

Therefore, (33) becomes

$$\begin{aligned} & \overline{\mathbb{E}}_{\mathcal{S}_\alpha} [s_0(\mathbf{O}_0; \eta^*) \Psi_{\mathcal{S}_\alpha}(\mathbf{O}_0; \alpha_1(\eta^*), f_{0|AX}^*, f_{A|0X}^*, m)] \\ &= \overline{\mathbb{E}}_{\mathcal{S}_\alpha} \left[ \begin{aligned} & [m(Y_0, \mathbf{X}) - \overline{\mathbb{E}}_{\mathcal{S}_\alpha, 0|AX} \{m(Y_0, \mathbf{X}) | A=0, \mathbf{X}\}] \\ & \times \left\{ \frac{As_\alpha(Y_0, \mathbf{X}; \eta^*)}{\alpha_1(Y_0, \mathbf{X}; \eta^*)} \right\} \{A - \mathbb{E}_{A|0X}(A | Y_0=0, \mathbf{X})\} \end{aligned} \right] \\ \Rightarrow & \mathbb{E} \{s_0(\mathbf{O}_0; \eta^*) \text{IF}_{\text{Aug}}(\mathbf{O}_0)\} \\ &= \frac{1}{\Pr(A=1)} \mathbb{E} \left[ \frac{f_{1A|X}^*(Y_0, 1 | \mathbf{X})}{f_{0A|X}^*(Y_0, 0 | \mathbf{X})} \frac{\{\mathcal{G}(Y_0) - \mu^*(\mathbf{X})\}}{\Pr(A=1 | Y_0=0, \mathbf{X})} \left\{ \frac{As_\alpha(Y_0, \mathbf{X}; \eta^*)}{\alpha_1(Y_0, \mathbf{X}; \eta^*)} \right\} \{A - \mathbb{E}_{A|0X}(A | Y_0=0, \mathbf{X})\} \right] \end{aligned}$$

The last term is represented as follows:

$$\begin{aligned}
& \frac{1}{\Pr(A=1)} \mathbb{E} \left[ \frac{f_{1A|X}^*(Y_0, 1 | \mathbf{X})}{f_{0A|X}^*(Y_0, 0 | \mathbf{X})} \frac{\{\mathcal{G}(Y_0) - \mu^*(\mathbf{X})\}}{\Pr(A=1 | Y_0=0, \mathbf{X})} \left\{ \frac{As_\alpha(Y_0, \mathbf{X}; \eta^*)}{\alpha_1(Y_0, \mathbf{X}; \eta^*)} \right\} \{A - \mathbb{E}_{A|0X}(A | Y_0=0, \mathbf{X})\} \right] \\
&= \mathbb{E} \left[ \frac{f_{1A|X}^*(Y_0, 1 | \mathbf{X})}{f_{0A|X}^*(Y_0, 0 | \mathbf{X})} \frac{\{\mathcal{G}(Y_0) - \mu^*(\mathbf{X})\}}{\Pr(A=1 | Y_0=0, \mathbf{X})} \left\{ \frac{s_\alpha(Y_0, \mathbf{X}; \eta^*)}{\alpha_1(Y_0, \mathbf{X}; \eta^*)} \right\} \Pr(A=0 | Y_0=0, \mathbf{X}) \middle| A=1 \right] \\
&= \mathbb{E} \left[ \frac{f_{1A|X}^*(Y_0, 1 | \mathbf{X})}{f_{0A|X}^*(Y_0, 0 | \mathbf{X})} s_\alpha(Y_0, \mathbf{X}; \eta^*) \frac{\Pr(A=0 | Y_0, \mathbf{X})}{\Pr(A=1 | Y_0, \mathbf{X})} \{\mathcal{G}(Y_0) - \mu^*(\mathbf{X})\} \middle| A=1 \right] \\
&= \mathbb{E} \left[ \frac{f_{1|AX}^*(Y_0 | 1, \mathbf{X})}{f_{0|AX}^*(Y_0 | 1, \mathbf{X})} s_\alpha(Y_0, \mathbf{X}; \eta^*) \{\mathcal{G}(Y_0) - \mu^*(\mathbf{X})\} \middle| A=1 \right] \\
&= \mathbb{E} \left[ \mathbb{E} \left[ s_\alpha(Y_1^{(0)}, \mathbf{X}; \eta^*) \{\mathcal{G}(Y_1^{(0)}) - \mu^*(\mathbf{X})\} \middle| A=1, \mathbf{X} \right] \middle| A=1 \right] \\
&= \int \int_{S_\alpha} s_\alpha(y, \mathbf{x}; \eta^*) \{\mathcal{G}(y) - \mu^*(\mathbf{x})\} f_{1X}^*(y, \mathbf{x} | 1) d(y, \mathbf{x}) \\
&= \frac{1}{\Pr(A=1)} \int \int_{S_\alpha} \underbrace{\frac{f_{1AX}^*(y, 1, \mathbf{x})}{f_{1AX}^*(y, 0, \mathbf{x})}}_{=\beta_1(\mathbf{x}; \eta^*) \alpha_1(y, \mathbf{x}; \eta^*)} s_\alpha(y, \mathbf{x}; \eta^*) \{\mathcal{G}(y) - \mu^*(\mathbf{x})\} f_{1X}^*(y, 0, \mathbf{x}) d(y, \mathbf{x}) \\
&= \mathbb{E} \left[ \frac{(1-A)s_\alpha(Y_1, \mathbf{X}; \eta^*) \beta_1^*(\mathbf{X}) \alpha_1^*(Y_1, \mathbf{X})}{\Pr(A=1)} \{\mathcal{G}(Y_1) - \mu^*(\mathbf{X})\} \right].
\end{aligned}$$

Therefore, we establish (32), and (27) as well by combining (29), (31), and (32). This concludes that the conjectured EIF  $\text{IF}^*(\mathbf{O})$  is the efficient influence function for  $\mathbb{E}\{\mathcal{G}(Y_1^{(0)}) | A=1\}$  in model  $\mathcal{M}_{\text{OREC}}$ .

### C.3 Proof of Theorem 4.2

To reuse some results again in the other proofs, we establish more general results for some quantities. In particular, let  $\Omega(y, \mathbf{x}; \boldsymbol{\theta})$  be a uniformly bounded function with finite-dimensional parameter  $\boldsymbol{\theta}$ , and let  $\mu_\Omega^*$  and  $\hat{\mu}_\Omega^{(-k)}$  be

$$\begin{aligned}
\mu_\Omega^*(\mathbf{X}; \boldsymbol{\theta}) &= \frac{\int_{S_1(0)} \Omega(y, \mathbf{X}; \boldsymbol{\theta}) \alpha_1^*(y, \mathbf{X}) f_1^*(y | 0, \mathbf{X}) dy}{\int_{S_1(0)} \alpha_1^*(y, \mathbf{X}) f_1^*(y | 0, \mathbf{X}) dy}, \\
\hat{\mu}_\Omega^{(-k)}(\mathbf{X}; \boldsymbol{\theta}) &= \frac{\int_{S_1(0)} \Omega(y, \mathbf{X}; \boldsymbol{\theta}) \hat{\alpha}_1^{(-k)}(y, \mathbf{X}) \hat{f}_1^{(-k)}(y | 0, \mathbf{X}) dy}{\int_{S_1(0)} \hat{\alpha}_1^{(-k)}(y, \mathbf{X}) \hat{f}_1^{(-k)}(y | 0, \mathbf{X}) dy}.
\end{aligned}$$

To facilitate the proof, we introduce the following propositions.

**Proposition C.1.** *The convergence rate of  $\hat{\mu}_\Omega^{(-k)}$  is*

$$\|\mu_\Omega^*(\boldsymbol{\theta}) - \hat{\mu}_\Omega^{(-k)}(\boldsymbol{\theta})\|_{P,2}^2 \lesssim \|\alpha_1^* - \hat{\alpha}_1^{(-k)}\|_{P,2}^2 + \|f_1^* - \hat{f}_1^{(-k)}\|_{P,2}^2. \quad (34)$$

*Proof.*  $\hat{\mu}_\Omega^{(-k)}(\mathbf{X}; \boldsymbol{\theta}) - \mu_\Omega^*(\mathbf{X}; \boldsymbol{\theta})$  is represented as

$$\begin{aligned} & \|\hat{\mu}_\Omega^{(-k)}(\mathbf{X}; \boldsymbol{\theta}) - \mu_\Omega^*(\mathbf{X}; \boldsymbol{\theta})\| \\ &= \left\| \frac{\int_{\mathcal{S}_1(0)} \Omega(y, \mathbf{X}; \boldsymbol{\theta}) \hat{\alpha}_1^{(-k)}(y, \mathbf{X}) \hat{f}_1^{(-k)}(y | 0, \mathbf{X}) dy}{\int_{\mathcal{S}_1(0)} \hat{\alpha}_1^{(-k)}(y, \mathbf{X}) \hat{f}_1^{(-k)}(y | 0, \mathbf{X}) dy} - \frac{\int_{\mathcal{S}_1(0)} \Omega(y, \mathbf{X}; \boldsymbol{\theta}) \alpha_1^*(y, \mathbf{X}) f_1^*(y | 0, \mathbf{X}) dy}{\int_{\mathcal{S}_1(0)} \alpha_1^*(y, \mathbf{X}) f_1^*(y | 0, \mathbf{X}) dy} \right\| \\ &\leq \overbrace{\left\{ \int_{\mathcal{S}_1(0)} \hat{\alpha}_1^{(-k)}(y, \mathbf{X}) \hat{f}_1^{(-k)}(y | 0, \mathbf{X}) dy \right\}^{-1} \left\{ \int_{\mathcal{S}_1(0)} \alpha_1^*(y, \mathbf{X}) f_1^*(y | 0, \mathbf{X}) dy \right\}^{-1}}^{\leq C} \\ &\quad \times \left\| \begin{aligned} & \left\{ \int_{\mathcal{S}_1(0)} \alpha_1^*(y, \mathbf{X}) f_1^*(y | 0, \mathbf{X}) dy \right\} \left\{ \int_{\mathcal{S}_1(0)} \Omega(y, \mathbf{X}; \boldsymbol{\theta}) \hat{\alpha}_1^{(-k)}(y, \mathbf{X}) \hat{f}_1^{(-k)}(y | 0, \mathbf{X}) dy \right\} \\ & - \left\{ \int_{\mathcal{S}_1(0)} \hat{\alpha}_1^{(-k)}(y, \mathbf{X}) \hat{f}_1^{(-k)}(y | 0, \mathbf{X}) dy \right\} \left\{ \int_{\mathcal{S}_1(0)} \Omega(y, \mathbf{X}; \boldsymbol{\theta}) \alpha_1^*(y, \mathbf{X}) f_1^*(y | 0, \mathbf{X}) dy \right\} \end{aligned} \right\| \\ &\lesssim \left\| \int_{\mathcal{S}_1(0)} \alpha_1^*(y, \mathbf{X}) f_1^*(y | 0, \mathbf{X}) - \hat{\alpha}_1^{(-k)}(y, \mathbf{X}) \hat{f}_1^{(-k)}(y | 0, \mathbf{X}) dy \right\| \\ &\quad \times \left\| \int_{\mathcal{S}_1(0)} \Omega(y, \mathbf{X}; \boldsymbol{\theta}) \{ \hat{\alpha}_1^{(-k)}(y, \mathbf{X}) \hat{f}_1^{(-k)}(y | 0, \mathbf{X}) + \alpha_1^*(y, \mathbf{X}) f_1^*(y | 0, \mathbf{X}) \} dy \right\| \\ &\quad + \left\| \int_{\mathcal{S}_1(0)} \alpha_1^*(y, \mathbf{X}) f_1^*(y | 0, \mathbf{X}) + \hat{\alpha}_1^{(-k)}(y, \mathbf{X}) \hat{f}_1^{(-k)}(y | 0, \mathbf{X}) dy \right\| \\ &\quad \times \left\| \int_{\mathcal{S}_1(0)} \Omega(y, \mathbf{X}; \boldsymbol{\theta}) \{ \hat{\alpha}_1^{(-k)}(y, \mathbf{X}) \hat{f}_1^{(-k)}(y | 0, \mathbf{X}) - \alpha_1^*(y, \mathbf{X}) f_1^*(y | 0, \mathbf{X}) \} dy \right\| \\ &\lesssim \mathbb{E}^{(-k)} \left\{ \left\| \alpha_1^*(Y_1, \mathbf{X}) - \hat{\alpha}_1^{(-k)}(Y_1, \mathbf{X}) \right\| + \left\| f_1^*(Y_1 | 0, \mathbf{X}) - \hat{f}_1^{(-k)}(Y_1 | 0, \mathbf{X}) \right\| \mid A = 0, X \right\}. \end{aligned}$$

To establish the last result, we used Assumption (A3) to bound the following quantities:

$$\begin{aligned} & \overbrace{\left\| \int_{\mathcal{S}_1(0)} \Omega(y, \mathbf{X}; \boldsymbol{\theta}) \{ \hat{\alpha}_1^{(-k)}(y, \mathbf{X}) \hat{f}_1^{(-k)}(y | 0, \mathbf{X}) + \alpha_1^*(y, \mathbf{X}) f_1^*(y | 0, \mathbf{X}) \} dy \right\|}^{\leq C'} \\ &\quad \times \left\| \int_{\mathcal{S}_1(0)} \alpha_1^*(y, \mathbf{X}) f_1^*(y | 0, \mathbf{X}) - \hat{\alpha}_1^{(-k)}(y, \mathbf{X}) \hat{f}_1^{(-k)}(y | 0, \mathbf{X}) dy \right\| \\ &\lesssim \left\| \int_{\mathcal{S}_1(0)} \{ \alpha_1^*(y, \mathbf{X}) - \hat{\alpha}_1^{(-k)}(y, \mathbf{X}) \} \{ f_1^*(y | 0, \mathbf{X}) + \hat{f}_1^{(-k)}(y | 0, \mathbf{X}) \} dy \right\| \\ &\quad + \left\| \int_{\mathcal{S}_1(0)} \{ \alpha_1^*(y, \mathbf{X}) + \hat{\alpha}_1^{(-k)}(y, \mathbf{X}) \} \{ f_1^*(y | 0, \mathbf{X}) - \hat{f}_1^{(-k)}(y | 0, \mathbf{X}) \} dy \right\| \\ &\lesssim \int_{\mathcal{S}_1(0)} \left\{ \left\| \alpha_1^*(y, \mathbf{X}) - \hat{\alpha}_1^{(-k)}(y, \mathbf{X}) \right\| + \left\| f_1^*(y | 0, \mathbf{X}) - \hat{f}_1^{(-k)}(y | 0, \mathbf{X}) \right\| \right\} f_1^*(y | 0, \mathbf{X}) dy \\ &\leq \mathbb{E}^{(-k)} \left\{ \left\| \alpha_1^*(Y_1, \mathbf{X}) - \hat{\alpha}_1^{(-k)}(Y_1, \mathbf{X}) \right\| + \left\| f_1^*(Y_1 | 0, \mathbf{X}) - \hat{f}_1^{(-k)}(Y_1 | 0, \mathbf{X}) \right\| \mid A = 0, X \right\} \end{aligned}$$

and

$$\begin{aligned}
& \overbrace{\left\| \int_{\mathcal{S}_1(0)} \{ \hat{\alpha}_1^{(-k)}(y, \mathbf{X}) \hat{f}_1^{(-k)}(y | 0, \mathbf{X}) + \alpha_1^*(y, \mathbf{X}) f_1^*(y | 0, \mathbf{X}) \} dy \right\|}^{\leq C'} \\
& \quad \times \left\| \int_{\mathcal{S}_1(0)} y \{ \alpha_1^*(y, \mathbf{X}) f_1^*(y | 0, \mathbf{X}) - \hat{\alpha}_1^{(-k)}(y, \mathbf{X}) \hat{f}_1^{(-k)}(y | 0, \mathbf{X}) \} dy \right\| \\
& \lesssim \left\| \int_{\mathcal{S}_1(0)} \Omega(y, \mathbf{X}; \boldsymbol{\theta}) \{ \alpha_1^*(y, \mathbf{X}) - \hat{\alpha}_1^{(-k)}(y, \mathbf{X}) \} \{ f_1^*(y | 0, \mathbf{X}) + \hat{f}_1^{(-k)}(y | 0, \mathbf{X}) \} dy \right\| \\
& \quad + \left\| \int_{\mathcal{S}_1(0)} \Omega(y, \mathbf{X}; \boldsymbol{\theta}) \{ \alpha_1^*(y, \mathbf{X}) + \hat{\alpha}_1^{(-k)}(y, \mathbf{X}) \} \{ f_1^*(y | 0, \mathbf{X}) - \hat{f}_1^{(-k)}(y | 0, \mathbf{X}) \} dy \right\| \\
& \lesssim \int_{\mathcal{S}_1(0)} \|\Omega(y, \mathbf{X}; \boldsymbol{\theta})\| \cdot \left\{ \|\alpha_1^*(y, \mathbf{X}) - \hat{\alpha}_1^{(-k)}(y, \mathbf{X})\| + \|f_1^*(y | 0, \mathbf{X}) - \hat{f}_1^{(-k)}(y | 0, \mathbf{X})\| \right\} \cdot f_1^*(y | 0, \mathbf{X}) dy \\
& \leq \mathbb{E}^{(-k)} \left[ \|\Omega(Y_1, \mathbf{X}; \boldsymbol{\theta})\| \cdot \left\{ \|\alpha_1^*(Y_1, \mathbf{X}) - \hat{\alpha}_1^{(-k)}(Y_1, \mathbf{X})\| + \|f_1^*(Y_1 | 0, \mathbf{X}) - \hat{f}_1^{(-k)}(Y_1 | 0, \mathbf{X})\| \right\} \mid A = 0, X \right] \\
& \lesssim \mathbb{E}^{(-k)} \left\{ \|\alpha_1^*(Y_1, \mathbf{X}) - \hat{\alpha}_1^{(-k)}(Y_1, \mathbf{X})\| + \|f_1^*(Y_1 | 0, \mathbf{X}) - \hat{f}_1^{(-k)}(Y_1 | 0, \mathbf{X})\| \mid A = 0, X \right\}.
\end{aligned}$$

Consequently, (34) is established:

$$\begin{aligned}
& \|\hat{\mu}_\Omega^{(-k)}(\mathbf{X}; \boldsymbol{\theta}) - \mu_\Omega^*(\mathbf{X}; \boldsymbol{\theta})\|_{P,2}^2 \\
& = \mathbb{E}^{(-k)} \left\{ \|\hat{\mu}_\Omega^{(-k)}(\mathbf{X}; \boldsymbol{\theta}) - \mu_\Omega^*(\mathbf{X}; \boldsymbol{\theta})\|^2 \mid A = 0 \right\} \\
& = \mathbb{E}^{(-k)} \left[ \left\| \frac{\int_{\mathcal{S}_1(0)} \Omega(y, \mathbf{X}; \boldsymbol{\theta}) \hat{\alpha}_1^{(-k)}(y, \mathbf{X}) \hat{f}_1^{(-k)}(y | 0, \mathbf{X}) dy}{\int_{\mathcal{S}_1(0)} \hat{\alpha}_1^{(-k)}(y, \mathbf{X}) \hat{f}_1^{(-k)}(y | 0, \mathbf{X}) dy} - \frac{\int_{\mathcal{S}_1(0)} \Omega(y, \mathbf{X}; \boldsymbol{\theta}) \alpha_1^*(y, \mathbf{X}) f_1^*(y | 0, \mathbf{X}) dy}{\int_{\mathcal{S}_1(0)} \alpha_1^*(y, \mathbf{X}) f_1^*(y | 0, \mathbf{X}) dy} \right\|^2 \mid A = 0 \right] \\
& \lesssim \mathbb{E}^{(-k)} \left[ \begin{aligned} & \mathbb{E}^{(-k)} \{ \|\alpha_1^*(Y_1, \mathbf{X}) - \hat{\alpha}_1^{(-k)}(Y_1, \mathbf{X})\|^2 \mid A = 0, \mathbf{X} \}^2 \\ & + \mathbb{E}^{(-k)} \{ \|f_1^*(Y_1 | 0, \mathbf{X}) - \hat{f}_1^{(-k)}(Y_1 | 0, \mathbf{X})\|^2 \mid A = 0, \mathbf{X} \}^2 \end{aligned} \mid A = 0 \right] \\
& \lesssim \mathbb{E}^{(-k)} \left[ \begin{aligned} & \mathbb{E}^{(-k)} \{ \|\alpha_1^*(Y_1, \mathbf{X}) - \hat{\alpha}_1^{(-k)}(Y_1, \mathbf{X})\|^2 \mid A = 0, \mathbf{X} \} \\ & + \mathbb{E}^{(-k)} \{ \|f_1^*(Y_1 | 0, \mathbf{X}) - \hat{f}_1^{(-k)}(Y_1 | 0, \mathbf{X})\|^2 \mid A = 0, \mathbf{X} \} \end{aligned} \mid A = 0 \right] \\
& = \mathbb{E}^{(-k)} \left\{ \|\alpha_1^*(Y_1, \mathbf{X}) - \hat{\alpha}_1^{(-k)}(Y_1, \mathbf{X})\|^2 \mid A = 0 \right\} + \|f_1^*(Y_1 | 0, \mathbf{X}) - \hat{f}_1^{(-k)}(Y_1 | 0, \mathbf{X})\|^2 \mid A = 0 \} \\
& \lesssim \|\alpha_1^*(Y_1, \mathbf{X}) - \hat{\alpha}_1^{(-k)}(Y_1, \mathbf{X})\|_{P,2}^2 + \|f_1^*(Y_1 | 0, \mathbf{X}) - \hat{f}_1^{(-k)}(Y_1 | 0, \mathbf{X})\|_{P,2}^2.
\end{aligned}$$

□

**Proposition C.2.** *The following equalities hold for  $t = 0, 1$  and  $(y, \mathbf{X}) \in \mathcal{S}_t(0)$ :*

$$\mathbb{E}\{1 - A \mid Y_t^{(0)} = y, \mathbf{X}\} = \frac{\mathbb{E}\{A \mid Y_t^{(0)} = y, \mathbf{X}\}}{\beta_t^*(\mathbf{X})\alpha_1^*(y, \mathbf{X})}, \quad (35)$$

$$\beta_t^*(\mathbf{X})\alpha_t^*(y, \mathbf{X})f_t^*(y, 0 \mid \mathbf{X}) = f_t^*(y, 1 \mid \mathbf{X}), \quad (36)$$

$$\beta_t^*(\mathbf{X})\alpha_t^*(y, \mathbf{X})\frac{\Pr(A = 0 \mid \mathbf{X})}{\Pr(A = 1 \mid \mathbf{X})} = \frac{f_t^*(y \mid 1, \mathbf{X})}{f_t^*(y \mid 0, \mathbf{X})}. \quad (37)$$

*Proof.* Note that

$$\beta_t^*(\mathbf{X})\alpha_t^*(y, \mathbf{X}) = \frac{\Pr\{A = 0 \mid Y_t^{(0)} = y, \mathbf{X}\}}{\Pr\{A = 1 \mid Y_t^{(0)} = y, \mathbf{X}\}} = \frac{P\{Y_t^{(0)} = y, A = 0 \mid \mathbf{X}\}}{P\{Y_t^{(0)} = y, A = 1 \mid \mathbf{X}\}}.$$

Therefore, (35) holds as follows:

$$\begin{aligned} \beta_t^*(\mathbf{X})\alpha_t^*(y, \mathbf{X})\mathbb{E}\{1 - A \mid Y_t^{(0)} = y, \mathbf{X}\} &= \frac{\Pr\{A = 1 \mid Y_t^{(0)} = y, \mathbf{X}\}}{\Pr\{A = 0 \mid Y_t^{(0)} = y, \mathbf{X}\}} \Pr\{A = 0 \mid Y_t^{(0)} = y, \mathbf{X}\} \\ &= \Pr\{A = 1 \mid Y_t^{(0)} = y, \mathbf{X}\}. \end{aligned}$$

Equation (36) is established as follows:

$$\begin{aligned} \beta_t^*(\mathbf{X})\alpha_t^*(y, \mathbf{X})P\{Y_t^{(0)} = y, A = 1 \mid \mathbf{X}\} &= \frac{P\{Y_t^{(0)} = y, A = 0 \mid \mathbf{X}\}}{P\{Y_t^{(0)} = y, A = 1 \mid \mathbf{X}\}} P\{Y_t^{(0)} = y, A = 1 \mid \mathbf{X}\} \\ &= P\{Y_t^{(0)} = y, A = 0 \mid \mathbf{X}\}. \end{aligned}$$

Equation (37) is trivial from (36). □

We now return to the proof of Theorem 4.2. If we show that  $\hat{\tau}_0^{(k)}$  has the asymptotic representation as

$$|\mathcal{I}_k|^{1/2} \left\{ \hat{\tau}_0^{(k)} - \tau_0^* \right\} = \frac{1}{|\mathcal{I}_k|^{1/2}} \sum_{i \in \mathcal{I}_k} \text{IF}^*(\mathbf{O}_i) + o_P(1), \quad (38)$$

then we establish  $\hat{\tau}_0 = K^{-1} \sum_{k=1}^K \hat{\tau}_0^{(k)}$  has the asymptotic representation as

$$\sqrt{N}(\hat{\tau}_0 - \tau_0^*) = \frac{1}{\sqrt{N}} \sum_{i=1}^N \text{IF}^*(\mathbf{O}_i) + o_P(1). \quad (39)$$

Therefore, the asymptotic normality result holds from the central limit theorem. Thus, we focus on showing that (38) holds.

Recall that  $\hat{\tau}_0^{(k)}$  is

$$\hat{\tau}_0^{(k)} = \left\{ \mathbb{P}(A) \right\}^{-1} \left[ \mathbb{P} \left[ \underbrace{\begin{aligned} &\hat{\beta}_1^{(-k)}(\mathbf{X}) \hat{\alpha}_1^{(-k)}(Y_1, \mathbf{X}) (1-A) \{Y_1 - \hat{\mu}^{(-k)}(\mathbf{X})\} + A \hat{\mu}^{(-k)}(\mathbf{X}) \\ &+ (2A-1) \hat{R}^{(-k)}(Y_0, A, \mathbf{X}) \{Y_0 - \hat{\mu}^{(-k)}(\mathbf{X})\} \end{aligned}}_{\equiv \hat{\psi}_0^{(-k)}} \right] \right] \quad (40)$$

Therefore, we find the left hand side of (38) is

$$\begin{aligned} |\mathcal{I}_k|^{1/2} \left\{ \hat{\tau}_0^{(k)} - \tau_0^* \right\} &= \sum_{i \in \mathcal{I}_k} \left\{ \frac{\hat{\psi}_{0,i}^{(-k)}}{\mathbb{P}(A)} - \frac{A_i \tau_0^*}{\mathbb{P}_{\mathcal{I}_k}(A)} \right\} \\ &= \underbrace{\frac{1}{2} \left[ \frac{\Pr(A=1)}{\mathbb{P}(A)} - \frac{\Pr(A=1)}{\mathbb{P}_{\mathcal{I}_k}(A)} \right]}_{o_P(1)} \underbrace{\frac{1}{|\mathcal{I}_k|^{1/2}} \sum_{i \in \mathcal{I}_k} \frac{\hat{\psi}_{0,i}^{(-k)} + A_i \tau_0^*}{\Pr(A=1)}}_{O_P(1)} \\ &\quad + \underbrace{\frac{1}{2} \left[ \frac{\Pr(A=1)}{\mathbb{P}(A)} + \frac{\Pr(A=1)}{\mathbb{P}_{\mathcal{I}_k}(A)} \right]}_{=1+o_P(1)} \underbrace{\frac{1}{|\mathcal{I}_k|^{1/2}} \sum_{i \in \mathcal{I}_k} \frac{\hat{\psi}_{0,i}^{(-k)} - A_i \tau_0^*}{\Pr(A=1)}}_{(\text{AN}): O_P(1)} \\ &= \frac{1}{|\mathcal{I}_k|^{1/2}} \sum_{i \in \mathcal{I}_k} \frac{\hat{\psi}_{0,i}^{(-k)} - A_i \tau_0^*}{\Pr(A=1)} + o_P(1). \end{aligned}$$

The second line holds because  $\mathbb{P}(A) = \Pr(A) + o_P(1)$  and  $\mathbb{P}_{\mathcal{I}_k}(A) = \Pr(A=1) + o_P(1)$  from the law of large numbers, and  $\hat{\psi}_{0,i}^{(-k)}$  is bounded. The third row holds because term (AN) is asymptotically normal, which will be shown later.

Let  $\psi_0^*$  be the numerator of the uncentered EIF, i.e.,

$$\psi_0^* = \beta_1^*(\mathbf{X}) \alpha_1^*(Y_1, \mathbf{X}) (1-A) \{Y_1 - \mu^*(\mathbf{X})\} + A \mu^*(\mathbf{X}) + (2A-1) R^*(Y_0, A, \mathbf{X}) \{Y_0 - \mu^*(\mathbf{X})\}.$$

Note that the EIF is represented as  $\text{IF}^*(\mathbf{O}) = (\psi_0^* - A \tau_0^*) / \Pr(A=1)$ .

Let  $\mathbb{G}_{\mathcal{I}_k}(V) = |\mathcal{I}_k|^{-1/2} \sum_{i \in \mathcal{I}_k} \{V_i - \mathbb{E}(V_i)\}$  be the empirical process of  $V_i$  centered by  $\mathbb{E}(V_i)$ .

Similarly, let  $\mathbb{G}_{\mathcal{I}_k}^{(-k)}(\widehat{V}^{(-k)}) = |\mathcal{I}_k|^{-1/2} \sum_{i \in \mathcal{I}_k} \{\widehat{V}_i^{(-k)} - \mathbb{E}^{(-k)}(\widehat{V}^{(-k)})\}$  be the empirical process of  $\widehat{V}^{(-k)}$  centered by  $\mathbb{E}^{(-k)}(\widehat{V}^{(-k)})$  where  $\mathbb{E}^{(-k)}(\cdot)$  is the expectation after considering random functions obtained from  $\mathcal{I}_k^c$  as fixed functions. The empirical process of  $\widehat{\psi}_0^{(-k)} - A\tau_0^*$  is

$$|\mathcal{I}_k|^{-1/2} \sum_{i \in \mathcal{I}_k} \{\widehat{\psi}_{0,i}^{(-k)} - A\tau_0^*\} = \mathbb{G}_{\mathcal{I}_k}(\psi_0^* - A\tau_0^*) \quad (41)$$

$$+ |\mathcal{I}_k|^{1/2} \cdot \mathbb{E}^{(-k)}(\widehat{\psi}_0^{(-k)} - \psi_0^*) \quad (42)$$

$$+ \mathbb{G}_{\mathcal{I}_k}^{(-k)}(\widehat{\psi}_0^{(-k)} - \psi_0^*) , \quad (43)$$

where

$$\begin{aligned} \mathbb{G}_{\mathcal{I}_k}(\psi_0^* - A\tau_0^*) &= \mathbb{G}_{\mathcal{I}_k} \left[ (1-A)\beta_1^*(\mathbf{X})\alpha_1^*(Y_1, \mathbf{X})\{Y_1 - \mu^*(\mathbf{X})\} + A\mu^*(\mathbf{X}) - A\tau_0^* \right] \\ &= |\mathcal{I}_k|^{-1/2} \sum_{i \in \mathcal{I}_k} \left\{ \psi_i^* - \Pr(A=1)\tau_0^* \right\} \\ \mathbb{G}_{\mathcal{I}_k}^{(-k)}(\widehat{\psi}_0^{(-k)} - \psi_0^*) &= \mathbb{G}_{\mathcal{I}_k}^{(-k)} \left[ \begin{aligned} &(1-A)\widehat{\beta}_1^{(-k)}(\mathbf{X})\widehat{\alpha}_1^{(-k)}(Y_1, \mathbf{X})\{Y_1 - \widehat{\mu}^{(-k)}(\mathbf{X})\} + A\widehat{\mu}^{(-k)}(\mathbf{X}) \\ &-(1-A)\beta_1^*(\mathbf{X})\alpha_1^*(Y_1, \mathbf{X})\{Y_1 - \mu^*(\mathbf{X})\} - A\mu^*(\mathbf{X}) \\ &+(2A-1)\widehat{R}^{(-k)}(Y_0, A, \mathbf{X})\{Y_0 - \widehat{\mu}^{(-k)}(\mathbf{X})\} \\ &-(2A-1)R^*(Y_0, A, \mathbf{X})\{Y_0 - \mu^*(\mathbf{X})\} \end{aligned} \right] . \end{aligned}$$

From the derivation below, we find that (42) and (43) are  $o_P(1)$ , indicating that (41) is asymptotically normal, and consequently, (AN) is  $O_P(1)$ . Moreover, we establish (38), concluding the proof as follows:

$$\begin{aligned} |\mathcal{I}_k|^{1/2} \left\{ \widehat{\tau}_0^{(k)} - \tau_0^* \right\} &= |\mathcal{I}_k|^{-1/2} \sum_{i \in \mathcal{I}_k} \frac{\widehat{\psi}_{0,i}^{(-k)} - A_i\tau_0^*}{\Pr(A=1)} + o_P(1) \\ &= |\mathcal{I}_k|^{-1/2} \sum_{i \in \mathcal{I}_k} \frac{\psi_{0,i}^* - A_i\tau_0^*}{\Pr(A=1)} + o_P(1) \\ &= |\mathcal{I}_k|^{-1/2} \sum_{i \in \mathcal{I}_k} \text{IF}^*(\mathbf{O}_i) + o_P(1) . \end{aligned}$$

In the rest of the proof, we show that (42) and (43) are  $o_P(1)$  by establish the following more

general results:

$$|\mathcal{I}_k|^{1/2} \cdot \mathbb{E}^{(-k)} \{ \widehat{\Omega}_{\text{Eff}}^{(-k)}(\mathbf{O}; \boldsymbol{\theta}) - \Omega_{\text{Eff}}^*(\mathbf{O}; \boldsymbol{\theta}) \} = o_P(1) \quad (44)$$

$$\mathbb{G}_{\mathcal{I}_k}^{(-k)} \{ \widehat{\Omega}_{\text{Eff}}^{(-k)}(\mathbf{O}; \boldsymbol{\theta}) - \Omega_{\text{Eff}}^*(\mathbf{O}; \boldsymbol{\theta}) \} = o_P(1) . \quad (45)$$

where  $\widehat{\Omega}_{\text{Eff}}^{(-k)}$  and  $\Omega_{\text{Eff}}^*$  are given as

$$\begin{aligned} \widehat{\Omega}_{\text{Eff}}^{(-k)}(\mathbf{O}; \boldsymbol{\theta}) &= \begin{bmatrix} (1-A)\widehat{\beta}_1^{(-k)}(\mathbf{X})\widehat{\alpha}_1^{(-k)}(Y_1, \mathbf{X})\{\Omega(Y_1, \mathbf{X}; \boldsymbol{\theta}) - \widehat{\mu}_{\Omega}^{(-k)}(\mathbf{X}; \boldsymbol{\theta})\} + A\widehat{\mu}_{\Omega}^{(-k)}(\mathbf{X}; \boldsymbol{\theta}) \\ +(2A-1)\widehat{R}^{(-k)}(Y_0, A, \mathbf{X})\{\Omega(Y_0, \mathbf{X}; \boldsymbol{\theta}) - \widehat{\mu}_{\Omega}^{(-k)}(\mathbf{X}; \boldsymbol{\theta})\} \end{bmatrix} \\ \Omega_{\text{Eff}}^*(\mathbf{O}; \boldsymbol{\theta}) &= \begin{bmatrix} (1-A)\beta_1^*(\mathbf{X})\alpha_1^*(Y_1, \mathbf{X})\{\Omega(Y_1, \mathbf{X}; \boldsymbol{\theta}) - \mu_{\Omega}^*(\mathbf{X}; \boldsymbol{\theta})\} + A\mu_{\Omega}^*(\mathbf{X}; \boldsymbol{\theta}) \\ +(2A-1)R^*(Y_0, A, \mathbf{X})\{\Omega(Y_0, \mathbf{X}; \boldsymbol{\theta}) - \mu_{\Omega}^*(\mathbf{X}; \boldsymbol{\theta})\} \end{bmatrix} . \end{aligned}$$

Note that  $\widehat{\psi}_0^{(-k)} - \psi_0^*$  is a special case of  $\widehat{\Omega}_{\text{Eff}}^{(-k)}(\mathbf{O}; \boldsymbol{\theta}) - \Omega_{\text{Eff}}^*(\mathbf{O}; \boldsymbol{\theta})$  with  $\Omega(y, \mathbf{X}; \boldsymbol{\theta}) = y - \theta$  where  $\boldsymbol{\theta}$  in the right hand side cancels out.

### Asymptotic Property of (44)

Term (44) is

$$|\mathcal{I}_k|^{1/2} \mathbb{E}^{(-k)} \left\{ \widehat{\Omega}_{\text{Eff}}^{(-k)}(\mathbf{O}; \boldsymbol{\theta}) - \Omega_{\text{Eff}}^*(\mathbf{O}; \boldsymbol{\theta}) \right\}$$

$$= |\mathcal{I}_k|^{1/2} \mathbb{E}^{(-k)} \left[ (1-A)\widehat{\beta}_1^{(-k)}(\mathbf{X})\widehat{\alpha}_1^{(-k)}(Y_1, \mathbf{X})\{\Omega(Y_1, \mathbf{X}; \boldsymbol{\theta}) - \widehat{\mu}_{\Omega}^{(-k)}(\mathbf{X}; \boldsymbol{\theta})\} + A\widehat{\mu}_{\Omega}^{(-k)}(\mathbf{X}; \boldsymbol{\theta}) \right] \quad (\text{T1})$$

$$- \underbrace{(1-A)\beta_1^*(\mathbf{X})\alpha_1^*(Y_1, \mathbf{X})\{\Omega(Y_1, \mathbf{X}; \boldsymbol{\theta}) - \mu_{\Omega}^*(\mathbf{X}; \boldsymbol{\theta})\} - A\mu_{\Omega}^*(\mathbf{X}; \boldsymbol{\theta})}_{=0} \quad (\text{T2})$$

$$+ (2A-1)\widehat{R}^{(-k)}(Y_0, A, \mathbf{X})\{\Omega(Y_0, \mathbf{X}; \boldsymbol{\theta}) - \widehat{\mu}_{\Omega}^{(-k)}(\mathbf{X}; \boldsymbol{\theta})\} \quad (\text{T3})$$

$$- \underbrace{(2A-1)R^*(Y_0, A, \mathbf{X})\{\Omega(Y_0, \mathbf{X}; \boldsymbol{\theta}) - \mu_{\Omega}^*(\mathbf{X}; \boldsymbol{\theta})\}}_{=0} \Big] . \quad (\text{T4})$$

Term (T1) is

(T1)

$$\begin{aligned}
&= \mathbb{E}^{(-k)} \left[ (1-A) \widehat{\beta}_1^{(-k)}(\mathbf{X}) \widehat{\alpha}_1^{(-k)}(Y_1^{(0)}, \mathbf{X}) \{ \Omega(Y_1^{(0)}, \mathbf{X}; \boldsymbol{\theta}) - \widehat{\mu}_\Omega^{(-k)}(\mathbf{X}; \boldsymbol{\theta}) \} \right] + \mathbb{E}^{(-k)} \{ A \widehat{\mu}_\Omega^{(-k)}(\mathbf{X}; \boldsymbol{\theta}) \} \\
&= \mathbb{E}^{(-k)} \left[ (1-A) \{ \widehat{\beta}_1^{(-k)}(\mathbf{X}) \widehat{\alpha}_1^{(-k)}(Y_1^{(0)}, \mathbf{X}) - \beta_1^*(\mathbf{X}) \alpha_1^*(Y_1^{(0)}, \mathbf{X}) \} \{ \Omega(Y_1^{(0)}, \mathbf{X}; \boldsymbol{\theta}) - \widehat{\mu}_\Omega^{(-k)}(\mathbf{X}; \boldsymbol{\theta}) \} \right] \\
&\quad + \mathbb{E}^{(-k)} \left[ (1-A) \beta_1^*(\mathbf{X}) \alpha_1^*(Y_1^{(0)}, \mathbf{X}) \{ \Omega(Y_1^{(0)}, \mathbf{X}; \boldsymbol{\theta}) - \widehat{\mu}_\Omega^{(-k)}(\mathbf{X}; \boldsymbol{\theta}) \} \right] + \mathbb{E}^{(-k)} \{ A \widehat{\mu}_\Omega^{(-k)}(\mathbf{X}; \boldsymbol{\theta}) \} \\
&= \mathbb{E}^{(-k)} \left[ (1-A) \{ \widehat{\beta}_1^{(-k)}(\mathbf{X}) \widehat{\alpha}_1^{(-k)}(Y_1^{(0)}, \mathbf{X}) - \beta_1^*(\mathbf{X}) \alpha_1^*(Y_1^{(0)}, \mathbf{X}) \} \{ \Omega(Y_1^{(0)}, \mathbf{X}; \boldsymbol{\theta}) - \widehat{\mu}_\Omega^{(-k)}(\mathbf{X}; \boldsymbol{\theta}) \} \right] \\
&\quad + \mathbb{E}^{(-k)} \{ A \Omega(Y_1^{(0)}, \mathbf{X}; \boldsymbol{\theta}) \}
\end{aligned}$$

Similar to Term (T1), Term (T2) is  $-\mathbb{E}^{(-k)} \{ A \mu_\Omega^*(\mathbf{X}; \boldsymbol{\theta}) \} = -\mathbb{E}^{(-k)} \{ A \Omega(Y_1^{(0)}, \mathbf{X}; \boldsymbol{\theta}) \}$ .

Combining the established result, term (44) is equivalent to

(44)

$$\begin{aligned}
&= \mathbb{E}^{(-k)} \left[ (1-A) \{ \widehat{\beta}_1^{(-k)}(\mathbf{X}) \widehat{\alpha}_1^{(-k)}(Y_1^{(0)}, \mathbf{X}) - \beta_1^*(\mathbf{X}) \alpha_1^*(Y_1^{(0)}, \mathbf{X}) \} \{ \Omega(Y_1^{(0)}, \mathbf{X}; \boldsymbol{\theta}) - \widehat{\mu}_\Omega^{(-k)}(\mathbf{X}; \boldsymbol{\theta}) \} \right] \\
&\quad + \mathbb{E}^{(-k)} \left[ A \widehat{R}^{(-k)}(Y_0, A, \mathbf{X}) \{ \Omega(Y_0, \mathbf{X}; \boldsymbol{\theta}) - \widehat{\mu}_\Omega^{(-k)}(\mathbf{X}; \boldsymbol{\theta}) \} \right] \\
&\quad - \mathbb{E}^{(-k)} \left[ (1-A) \widehat{R}^{(-k)}(Y_0, A, \mathbf{X}) \{ \Omega(Y_0, \mathbf{X}; \boldsymbol{\theta}) - \widehat{\mu}_\Omega^{(-k)}(\mathbf{X}; \boldsymbol{\theta}) \} \right] \\
&= \mathbb{E}^{(-k)} \left[ (1-A) \{ \widehat{\beta}_1^{(-k)}(\mathbf{X}) - \beta_1^*(\mathbf{X}) \} \alpha_1^*(Y_1^{(0)}, \mathbf{X}) \{ \Omega(Y_1^{(0)}, \mathbf{X}; \boldsymbol{\theta}) - \widehat{\mu}_\Omega^{(-k)}(\mathbf{X}; \boldsymbol{\theta}) \} \right] \tag{T5} \\
&\quad + \mathbb{E}^{(-k)} \left[ (1-A) \widehat{\beta}_1^{(-k)}(\mathbf{X}) \{ \widehat{\alpha}_1^{(-k)}(Y_1^{(0)}, \mathbf{X}) - \alpha_1^*(Y_1^{(0)}, \mathbf{X}) \} \{ \Omega(Y_1^{(0)}, \mathbf{X}; \boldsymbol{\theta}) - \widehat{\mu}_\Omega^{(-k)}(\mathbf{X}; \boldsymbol{\theta}) \} \right] \tag{T6-1} \\
&\quad + \mathbb{E}^{(-k)} \left[ A \widehat{R}^{(-k)}(Y_0, A, \mathbf{X}) \{ \Omega(Y_0, \mathbf{X}; \boldsymbol{\theta}) - \widehat{\mu}_\Omega^{(-k)}(\mathbf{X}; \boldsymbol{\theta}) \} \right] \tag{T6-2} \\
&\quad - \mathbb{E}^{(-k)} \left[ (1-A) \widehat{R}^{(-k)}(Y_0, A, \mathbf{X}) \{ \Omega(Y_0, \mathbf{X}; \boldsymbol{\theta}) - \widehat{\mu}_\Omega^{(-k)}(\mathbf{X}; \boldsymbol{\theta}) \} \right]. \tag{T6-3}
\end{aligned}$$

Term (T5) is

$\|(\text{T5})\|$

$$\begin{aligned}
&= \left\| \Pr(A=0) \mathbb{E}^{(-k)} \left[ \{ \widehat{\beta}_1^{(-k)}(\mathbf{X}) - \beta_1^*(\mathbf{X}) \} \alpha_1^*(Y_1^{(0)}, \mathbf{X}) \{ \Omega(Y_1^{(0)}, \mathbf{X}; \boldsymbol{\theta}) - \widehat{\mu}_\Omega^{(-k)}(\mathbf{X}; \boldsymbol{\theta}) \} \mid A=0 \right] \right\| \\
&\lesssim \left\| \mathbb{E}^{(-k)} \left[ \{ \widehat{\beta}_1^{(-k)}(\mathbf{X}) - \beta_1^*(\mathbf{X}) \} \{ \mu_\Omega^*(\mathbf{X}; \boldsymbol{\theta}) - \widehat{\mu}_\Omega^{(-k)}(\mathbf{X}; \boldsymbol{\theta}) \} \mid A=0 \right] \right\| \\
&\leq \| \widehat{\beta}_1^{(-k)}(\mathbf{X}) - \beta_1^*(\mathbf{X}) \|_{P,2} \| \widehat{\mu}_\Omega^{(-k)}(\mathbf{X}; \boldsymbol{\theta}) - \mu_\Omega^*(\mathbf{X}; \boldsymbol{\theta}) \|_{P,2} \\
&\lesssim \| \widehat{\beta}_1^{(-k)}(\mathbf{X}) - \beta_1^*(\mathbf{X}) \|_{P,2} \left[ \begin{aligned} &\| \alpha_1^*(Y_1, \mathbf{X}) - \widehat{\alpha}_1^{(-k)}(Y_1, \mathbf{X}) \|_{P,2} \\ &+ \| f_1^*(Y_1 \mid 0, \mathbf{X}) - \widehat{f}_1^{(-k)}(Y_1 \mid 0, \mathbf{X}) \|_{P,2} \end{aligned} \right]. \tag{46}
\end{aligned}$$

The second inequality is from  $\sup_{y \in \mathcal{S}_1(0)} \|\alpha_1^*(y, \mathbf{X})\| < \infty$  and the last line (46) uses (34).

Term (T6-1) is

$$\begin{aligned}
& \mathbb{E}^{(-k)} \left[ (1-A) \widehat{\beta}_1^{(-k)}(\mathbf{X}) \{ \widehat{\alpha}_1^{(-k)}(Y_1^{(0)}, \mathbf{X}) - \alpha_1^*(Y_1^{(0)}, \mathbf{X}) \} \{ \Omega(Y_1^{(0)}, \mathbf{X}; \boldsymbol{\theta}) - \widehat{\mu}_\Omega^{(-k)}(\mathbf{X}; \boldsymbol{\theta}) \} \right] \\
&= \widehat{\beta}_1^{(-k)}(\mathbf{X}) \Pr(A=0 \mid \mathbf{X}) \mathbb{E}^{(-k)} \left[ \{ \widehat{\alpha}_1^{(-k)}(Y_1^{(0)}, \mathbf{X}) - \alpha_1^*(Y_1^{(0)}, \mathbf{X}) \} \{ \Omega(Y_1^{(0)}, \mathbf{X}; \boldsymbol{\theta}) - \widehat{\mu}_\Omega^{(-k)}(\mathbf{X}; \boldsymbol{\theta}) \} \mid A=0, \mathbf{X} \right] \\
&= \widehat{\beta}_1^{(-k)}(\mathbf{X}) \Pr(A=0 \mid \mathbf{X}) \mathbb{E}^{(-k)} \left[ \begin{aligned} & \mathbb{E}^{(-k)} \{ \widehat{\alpha}_1^{(-k)}(Y_1, \mathbf{X}) \Omega(Y_1, \mathbf{X}; \boldsymbol{\theta}) \mid A=0, \mathbf{X} \} \\ & - \mathbb{E}^{(-k)} \{ \alpha_1^*(Y_1, \mathbf{X}) \Omega(Y_1, \mathbf{X}; \boldsymbol{\theta}) \mid A=0, \mathbf{X} \} \\ & + \widehat{\mu}_\Omega^{(-k)}(\mathbf{X}; \boldsymbol{\theta}) \mathbb{E}^{(-k)} \{ \alpha_1^*(Y_1, \mathbf{X}) \mid A=0, \mathbf{X} \} \\ & - \widehat{\mu}_\Omega^{(-k)}(\mathbf{X}; \boldsymbol{\theta}) \mathbb{E}^{(-k)} \{ \widehat{\alpha}_1^{(-k)}(Y_1, \mathbf{X}) \mid A=0, \mathbf{X} \} \end{aligned} \right] \\
&= \widehat{\beta}_1^{(-k)}(\mathbf{X}) \Pr(A=0 \mid \mathbf{X}) \mathbb{E}^{(-k)} \left[ \begin{aligned} & \int_{\mathcal{S}_1(0)} \Omega(y, \mathbf{X}; \boldsymbol{\theta}) \widehat{\alpha}_1^{(-k)}(y, \mathbf{X}) f_1^*(y \mid 0, \mathbf{X}) dy \\ & - \int_{\mathcal{S}_1(0)} \Omega(y, \mathbf{X}; \boldsymbol{\theta}) \alpha_1^*(y, \mathbf{X}) f_1^*(y \mid 0, \mathbf{X}) dy \\ & + \widehat{\mu}_\Omega^{(-k)}(\mathbf{X}; \boldsymbol{\theta}) \int_{\mathcal{S}_1(0)} \alpha_1^*(y, \mathbf{X}) f_1^*(y \mid 0, \mathbf{X}) dy \\ & - \widehat{\mu}_\Omega^{(-k)}(\mathbf{X}; \boldsymbol{\theta}) \int_{\mathcal{S}_1(0)} \widehat{\alpha}_1^{(-k)}(y, \mathbf{X}) f_1^*(y \mid 0, \mathbf{X}) dy \end{aligned} \right] \\
&= \widehat{\beta}_1^{(-k)}(\mathbf{X}) \Pr(A=0 \mid \mathbf{X}) \left\{ \int_{\mathcal{S}_1(0)} \widehat{\alpha}_1^{(-k)}(y, \mathbf{X}) \widehat{f}_1^{(-k)}(y \mid 0, \mathbf{X}) dy \right\}^{-1} \\
&\quad \times \mathbb{E}^{(-k)} \left[ \begin{aligned} & \{ \int_{\mathcal{S}_1(0)} \widehat{\alpha}_1^{(-k)}(y, \mathbf{X}) \widehat{f}_1^{(-k)}(y \mid 0, \mathbf{X}) dy \} \{ \int_{\mathcal{S}_1(0)} \Omega(y, \mathbf{X}; \boldsymbol{\theta}) \widehat{\alpha}_1^{(-k)}(y, \mathbf{X}) f_1^*(y \mid 0, \mathbf{X}) dy \} \\ & - \{ \int_{\mathcal{S}_1(0)} \widehat{\alpha}_1^{(-k)}(y, \mathbf{X}) \widehat{f}_1^{(-k)}(y \mid 0, \mathbf{X}) dy \} \{ \int_{\mathcal{S}_1(0)} \Omega(y, \mathbf{X}; \boldsymbol{\theta}) \alpha_1^*(y, \mathbf{X}) f_1^*(y \mid 0, \mathbf{X}) dy \} \\ & + \{ \int_{\mathcal{S}_1(0)} \alpha_1^*(y, \mathbf{X}) f_1^*(y \mid 0, \mathbf{X}) dy \} \{ \int_{\mathcal{S}_1(0)} \Omega(y, \mathbf{X}; \boldsymbol{\theta}) \widehat{\alpha}_1^{(-k)}(y, \mathbf{X}) \widehat{f}_1^{(-k)}(y \mid 0, \mathbf{X}) dy \} \\ & - \{ \int_{\mathcal{S}_1(0)} \widehat{\alpha}_1^{(-k)}(y, \mathbf{X}) f_1^*(y \mid 0, \mathbf{X}) dy \} \{ \int_{\mathcal{S}_1(0)} \Omega(y, \mathbf{X}; \boldsymbol{\theta}) \widehat{\alpha}_1^{(-k)}(y, \mathbf{X}) \widehat{f}_1^{(-k)}(y \mid 0, \mathbf{X}) dy \} \end{aligned} \right]
\end{aligned}$$

Note that  $\widehat{\mu}_\Omega^{(-k)}(\mathbf{X}; \boldsymbol{\theta}) \cdot \{ \int_{\mathcal{S}_1(0)} \widehat{\alpha}_1^{(-k)}(y, \mathbf{X}) \widehat{f}_1^{(-k)}(y \mid 0, \mathbf{X}) dy \} = \int_{\mathcal{S}_1(0)} \Omega(y, \mathbf{X}; \boldsymbol{\theta}) \widehat{\alpha}_1^{(-k)}(y, \mathbf{X}) \widehat{f}_1^{(-k)}(y \mid 0, \mathbf{X}) dy$ .

Before we modify Term (T6-2) and (T6-3), we remark that

$$\begin{aligned}
\widehat{R}^{(-k)}(y, 1, \mathbf{X}) f_0^*(y \mid 1, \mathbf{X}) &= \frac{\widehat{\beta}_1^{(-k)}(\mathbf{X}) \widehat{f}_1^{(-k)}(y \mid 0, \mathbf{X})}{\widehat{\beta}_0^{(-k)}(\mathbf{X}) \widehat{f}_0^{(-k)}(y \mid 0, \mathbf{X})} f_0^*(y \mid 1, \mathbf{X}) \\
&= \beta_0^*(\mathbf{X}) \alpha_0^*(y, \mathbf{X}) \frac{\Pr(A=0 \mid \mathbf{X}) \widehat{\beta}_1^{(-k)}(\mathbf{X}) \widehat{f}_1^{(-k)}(y \mid 0, \mathbf{X})}{\Pr(A=1 \mid \mathbf{X}) \widehat{\beta}_0^{(-k)}(\mathbf{X}) \widehat{f}_0^{(-k)}(y \mid 0, \mathbf{X})} f_0^*(y \mid 0, \mathbf{X}) , \\
\widehat{R}^{(-k)}(y, 0, \mathbf{X}) f_0^*(y \mid 0, \mathbf{X}) &= \widehat{\beta}_1^{(-k)}(\mathbf{X}) \widehat{\alpha}_1^{(-k)}(y, \mathbf{X}) \frac{\widehat{f}_1^{(-k)}(y \mid 0, \mathbf{X})}{\widehat{f}_0^{(-k)}(y \mid 0, \mathbf{X})} f_0^*(y \mid 0, \mathbf{X}) .
\end{aligned}$$

Term (T6-2) is

$$\begin{aligned}
& \mathbb{E}^{(-k)} \left[ A \widehat{R}^{(-k)}(Y_0, A, \mathbf{X}) \{ \Omega(Y_0, \mathbf{X}; \boldsymbol{\theta}) - \widehat{\mu}_\Omega^{(-k)}(\mathbf{X}; \boldsymbol{\theta}) \} \mid \mathbf{X} \right] \\
&= \Pr(A = 1 \mid \mathbf{X}) \mathbb{E}^{(-k)} \left[ \widehat{R}^{(-k)}(Y_0, 1, \mathbf{X}) \{ \Omega(Y_0, \mathbf{X}; \boldsymbol{\theta}) - \widehat{\mu}_\Omega^{(-k)}(\mathbf{X}; \boldsymbol{\theta}) \} \mid A = 1, \mathbf{X} \right] \\
&= \Pr(A = 1 \mid \mathbf{X}) \left[ \begin{aligned} & \mathbb{E}^{(-k)} \left\{ \Omega(Y_0, \mathbf{X}; \boldsymbol{\theta}) \widehat{R}^{(-k)}(Y_0, 1, \mathbf{X}) \mid A = 1, \mathbf{X} \right\} \\ & - \widehat{\mu}_\Omega^{(-k)}(\mathbf{X}; \boldsymbol{\theta}) \mathbb{E}^{(-k)} \left\{ \widehat{R}^{(-k)}(Y_0, 1, \mathbf{X}) \mid A = 1, \mathbf{X} \right\} \end{aligned} \right] \\
&= \Pr(A = 1 \mid \mathbf{X}) \left\{ \int_{\mathcal{S}_1(0)} \widehat{\alpha}_1^{(-k)}(y, \mathbf{X}) \widehat{f}_1^{(-k)}(y \mid 0, \mathbf{X}) dy \right\}^{-1} \\
&\quad \times \left[ \begin{aligned} & \left\{ \int_{\mathcal{S}_1(0)} \widehat{\alpha}_1^{(-k)}(y, \mathbf{X}) \widehat{f}_1^{(-k)}(y \mid 0, \mathbf{X}) dy \right\} \left\{ \int_{\mathcal{S}_0(1)} \Omega(y, \mathbf{X}; \boldsymbol{\theta}) \frac{\widehat{\beta}_1^{(-k)}(\mathbf{X})}{\widehat{\beta}_0^{(-k)}(\mathbf{X})} \frac{\widehat{f}_1^{(-k)}(y \mid 0, \mathbf{X})}{\widehat{f}_0^{(-k)}(y \mid 0, \mathbf{X})} f_0^*(y \mid 1, \mathbf{X}) dy \right\} \\ & - \left\{ \int_{\mathcal{S}_1(0)} \Omega(y, \mathbf{X}; \boldsymbol{\theta}) \widehat{\alpha}_1^{(-k)}(y, \mathbf{X}) \widehat{f}_1^{(-k)}(y \mid 0, \mathbf{X}) dy \right\} \left\{ \int_{\mathcal{S}_0(1)} \frac{\widehat{\beta}_1^{(-k)}(\mathbf{X})}{\widehat{\beta}_0^{(-k)}(\mathbf{X})} \frac{\widehat{f}_1^{(-k)}(y \mid 0, \mathbf{X})}{\widehat{f}_0^{(-k)}(y \mid 0, \mathbf{X})} f_0^*(y \mid 1, \mathbf{X}) dy \right\} \end{aligned} \right] \\
&= \Pr(A = 0 \mid \mathbf{X}) \left\{ \int_{\mathcal{S}_1(0)} \widehat{\alpha}_1^{(-k)}(y, \mathbf{X}) \widehat{f}_1^{(-k)}(y \mid 0, \mathbf{X}) dy \right\}^{-1} \frac{\beta_0^*(\mathbf{X}) \widehat{\beta}_1^{(-k)}(\mathbf{X})}{\widehat{\beta}_0^{(-k)}(\mathbf{X})} \\
&\quad \times \left[ \begin{aligned} & \left\{ \int_{\mathcal{S}_1(0)} \widehat{\alpha}_1^{(-k)}(y, \mathbf{X}) \widehat{f}_1^{(-k)}(y \mid 0, \mathbf{X}) dy \right\} \left\{ \int_{\mathcal{S}_1(0)} \Omega(y, \mathbf{X}; \boldsymbol{\theta}) \alpha_0^*(y, \mathbf{X}) \frac{\widehat{f}_1^{(-k)}(y \mid 0, \mathbf{X})}{\widehat{f}_0^{(-k)}(y \mid 0, \mathbf{X})} f_0^*(y \mid 0, \mathbf{X}) dy \right\} \\ & - \left\{ \int_{\mathcal{S}_1(0)} \Omega(y, \mathbf{X}; \boldsymbol{\theta}) \widehat{\alpha}_1^{(-k)}(y, \mathbf{X}) \widehat{f}_1^{(-k)}(y \mid 0, \mathbf{X}) dy \right\} \left\{ \int_{\mathcal{S}_1(0)} \alpha_0^*(y, \mathbf{X}) \frac{\widehat{f}_1^{(-k)}(y \mid 0, \mathbf{X})}{\widehat{f}_0^{(-k)}(y \mid 0, \mathbf{X})} f_0^*(y \mid 0, \mathbf{X}) dy \right\} \end{aligned} \right]
\end{aligned}$$

The last line is derived as follows:

$$\begin{aligned}
& \int_{\mathcal{S}_0(1)} \Omega(y, \mathbf{X}; \boldsymbol{\theta}) \frac{\widehat{\beta}_1^{(-k)}(\mathbf{X})}{\widehat{\beta}_0^{(-k)}(\mathbf{X})} \frac{f_0^*(y \mid 1, \mathbf{X})}{\widehat{f}_0^{(-k)}(y \mid 0, \mathbf{X})} \widehat{f}_1^{(-k)}(y \mid 0, \mathbf{X}) dy \\
&= \int_{\mathcal{S}_1(0) \cap \mathcal{S}_0(1)} \Omega(y, \mathbf{X}; \boldsymbol{\theta}) \frac{\widehat{\beta}_1^{(-k)}(\mathbf{X})}{\widehat{\beta}_0^{(-k)}(\mathbf{X})} \frac{f_0^*(y \mid 1, \mathbf{X})}{\widehat{f}_0^{(-k)}(y \mid 0, \mathbf{X})} \widehat{f}_1^{(-k)}(y \mid 0, \mathbf{X}) dy \\
&= \int_{\mathcal{S}_1(0)} \Omega(y, \mathbf{X}; \boldsymbol{\theta}) \frac{\widehat{\beta}_1^{(-k)}(\mathbf{X})}{\widehat{\beta}_0^{(-k)}(\mathbf{X})} \frac{f_0^*(y \mid 1, \mathbf{X})}{\widehat{f}_0^{(-k)}(y \mid 0, \mathbf{X})} \widehat{f}_1^{(-k)}(y \mid 0, \mathbf{X}) dy \\
&= \int_{\mathcal{S}_1(0)} \Omega(y, \mathbf{X}; \boldsymbol{\theta}) \alpha_0^*(y, \mathbf{X}) \frac{\widehat{f}_1^{(-k)}(y \mid 0, \mathbf{X})}{\widehat{f}_0^{(-k)}(y \mid 0, \mathbf{X})} f_0^*(y \mid 0, \mathbf{X}) dy .
\end{aligned}$$

The first identity is from  $\widehat{f}_1^{(-k)}(y \mid 0, \mathbf{X}) = 0$  for  $(y, \mathbf{X}) \in \mathbb{R} \cap \mathcal{S}_1(0)^c$ . The second identity is from  $f_0^*(y \mid 1, \mathbf{X}) = 0$  for  $(y, \mathbf{X}) \in \mathbb{R} \cap \mathcal{S}_0(1)$ . The last identity is from (37):  $f_0^*(y \mid 1, \mathbf{X}) = f_0^*(y \mid 0, \mathbf{X}) \beta_0^*(\mathbf{X}) \alpha_0^*(y, \mathbf{X}) \Pr(A = 0 \mid \mathbf{X}) / \Pr(A = 1 \mid \mathbf{X})$  for  $(y, \mathbf{X}) \in \mathcal{S}_1(0) \subseteq \mathcal{S}_0(0)$ .

Similarly, Term (T6-3) is

$$\begin{aligned}
& \mathbb{E}^{(-k)} \left[ (1 - A) \widehat{R}^{(-k)}(Y_0, A, \mathbf{X}) \{ \Omega(Y_0, \mathbf{X}; \boldsymbol{\theta}) - \widehat{\mu}_{\Omega}^{(-k)}(\mathbf{X}; \boldsymbol{\theta}) \} \mid \mathbf{X} \right] \\
&= \Pr(A = 0 \mid \mathbf{X}) \mathbb{E}^{(-k)} \left[ \widehat{R}^{(-k)}(Y_0, 0, \mathbf{X}) \{ \Omega(Y_0, \mathbf{X}; \boldsymbol{\theta}) - \widehat{\mu}_{\Omega}^{(-k)}(\mathbf{X}; \boldsymbol{\theta}) \} \mid A = 0, \mathbf{X} \right] \\
&= \Pr(A = 0 \mid \mathbf{X}) \left[ \begin{array}{c} \mathbb{E}^{(-k)} \left\{ \Omega(Y_0, \mathbf{X}; \boldsymbol{\theta}) \widehat{R}^{(-k)}(Y_0, 0, \mathbf{X}) \mid A = 0, \mathbf{X} \right\} \\ - \widehat{\mu}_{\Omega}^{(-k)}(\mathbf{X}; \boldsymbol{\theta}) \mathbb{E}^{(-k)} \left\{ \widehat{R}^{(-k)}(Y_0, 0, \mathbf{X}) \mid A = 0, \mathbf{X} \right\} \end{array} \right] \\
&= \widehat{\beta}_1^{(-k)}(\mathbf{X}) \Pr(A = 0 \mid \mathbf{X}) \left\{ \int_{\mathcal{S}_1(0)} \widehat{\alpha}_1^{(-k)}(y, \mathbf{X}) \widehat{f}_1^{(-k)}(y \mid 0, \mathbf{X}) dy \right\}^{-1} \\
&\quad \times \left[ \begin{array}{c} \{ \int_{\mathcal{S}_1(0)} \widehat{\alpha}_1^{(-k)}(y, \mathbf{X}) \widehat{f}_1^{(-k)}(y \mid 0, \mathbf{X}) dy \} \{ \int_{\mathcal{S}_0(0)} \Omega(y, \mathbf{X}; \boldsymbol{\theta}) \frac{\widehat{f}_1^{(-k)}(y \mid 0, \mathbf{X})}{\widehat{f}_0^{(-k)}(y \mid 0, \mathbf{X})} f_0^*(y \mid 0, \mathbf{X}) dy \} \\ - \{ \int_{\mathcal{S}_1(0)} \Omega(y, \mathbf{X}; \boldsymbol{\theta}) \widehat{\alpha}_1^{(-k)}(y, \mathbf{X}) \widehat{f}_1^{(-k)}(y \mid 0, \mathbf{X}) dy \} \{ \int_{\mathcal{S}_0(0)} \frac{\widehat{f}_1^{(-k)}(y \mid 0, \mathbf{X})}{\widehat{f}_0^{(-k)}(y \mid 0, \mathbf{X})} f_0^*(y \mid 0, \mathbf{X}) dy \} \end{array} \right] \\
&= \widehat{\beta}_1^{(-k)}(\mathbf{X}) \Pr(A = 0 \mid \mathbf{X}) \left\{ \int_{\mathcal{S}_1(0)} \widehat{\alpha}_1^{(-k)}(y, \mathbf{X}) \widehat{f}_1^{(-k)}(y \mid 0, \mathbf{X}) dy \right\}^{-1} \\
&\quad \times \left[ \begin{array}{c} \{ \int_{\mathcal{S}_1(0)} \widehat{\alpha}_1^{(-k)}(y, \mathbf{X}) \widehat{f}_1^{(-k)}(y \mid 0, \mathbf{X}) dy \} \{ \int_{\mathcal{S}_1(0)} \Omega(y, \mathbf{X}; \boldsymbol{\theta}) \frac{\widehat{f}_1^{(-k)}(y \mid 0, \mathbf{X})}{\widehat{f}_0^{(-k)}(y \mid 0, \mathbf{X})} f_0^*(y \mid 0, \mathbf{X}) dy \} \\ - \{ \int_{\mathcal{S}_1(0)} \Omega(y, \mathbf{X}; \boldsymbol{\theta}) \widehat{\alpha}_1^{(-k)}(y, \mathbf{X}) \widehat{f}_1^{(-k)}(y \mid 0, \mathbf{X}) dy \} \{ \int_{\mathcal{S}_1(0)} \frac{\widehat{f}_1^{(-k)}(y \mid 0, \mathbf{X})}{\widehat{f}_0^{(-k)}(y \mid 0, \mathbf{X})} f_0^*(y \mid 0, \mathbf{X}) dy \} \end{array} \right].
\end{aligned}$$

The last line is from  $\widehat{f}_1^{(-k)}(y \mid 0, \mathbf{X}) = 0$  for  $(y, \mathbf{X}) \in \mathbb{R} \cap \mathcal{S}_1(0)^c$ .

We find (T6-1)+(T6-2)+(T6-3) is

$$\begin{aligned}
& \frac{\int_{\mathcal{S}_1(0)} \hat{\alpha}_1^{(-k)}(y, \mathbf{X}) \hat{f}_1^{(-k)}(y | 0, \mathbf{X}) dy}{\Pr(A = 0 | \mathbf{X})} \frac{\hat{\beta}_0^{(-k)}(\mathbf{X})}{\hat{\beta}_1^{(-k)}(\mathbf{X})} \mathbb{E}^{(-k)} \left\{ (\text{T6-1}) + (\text{T6-2}) + (\text{T6-3}) \mid A = 0, \mathbf{X} \right\} \\
&= \left\{ \int_{\mathcal{S}_1(0)} \hat{\alpha}_1^{(-k)}(y, \mathbf{X}) \hat{f}_1^{(-k)}(y | 0, \mathbf{X}) dy \right\} \\
&\quad \times \left[ \int_{\mathcal{S}_1(0)} \Omega(y, \mathbf{X}; \boldsymbol{\theta}) \hat{\beta}_0^{(-k)}(\mathbf{X}) \{ \hat{\alpha}_1^{(-k)}(y, \mathbf{X}) - \alpha_0^*(y, \mathbf{X}) \} f_1^*(y | 0, \mathbf{X}) dy \right] \\
&\quad - \left\{ \int_{\mathcal{S}_1(0)} \Omega(y, \mathbf{X}; \boldsymbol{\theta}) \hat{\alpha}_1^{(-k)}(y, \mathbf{X}) \hat{f}_1^{(-k)}(y | 0, \mathbf{X}) dy \right\} \\
&\quad \times \left[ \int_{\mathcal{S}_1(0)} \hat{\beta}_0^{(-k)}(\mathbf{X}) \{ \hat{\alpha}_1^{(-k)}(y, \mathbf{X}) - \alpha_0^*(y, \mathbf{X}) \} f_1^*(y | 0, \mathbf{X}) dy \right] \\
&\quad + \left\{ \int_{\mathcal{S}_1(0)} \hat{\alpha}_1^{(-k)}(y, \mathbf{X}) \hat{f}_1^{(-k)}(y | 0, \mathbf{X}) dy \right\} \\
&\quad \times \left[ \int_{\mathcal{S}_1(0)} \Omega(y, \mathbf{X}; \boldsymbol{\theta}) \left\{ \alpha_0^*(y, \mathbf{X}) \beta_0^*(\mathbf{X}) - \hat{\alpha}_1^{(-k)}(y, \mathbf{X}) \hat{\beta}_0^{(-k)}(\mathbf{X}) \right\} \hat{f}_1^{(-k)}(y | 0, \mathbf{X}) \frac{f_0^*(y | 0, \mathbf{X})}{\hat{f}_0^{(-k)}(y | 0, \mathbf{X})} dy \right] \\
&\quad - \left\{ \int_{\mathcal{S}_1(0)} \Omega(y, \mathbf{X}; \boldsymbol{\theta}) \hat{\alpha}_1^{(-k)}(y, \mathbf{X}) \hat{f}_1^{(-k)}(y | 0, \mathbf{X}) dy \right\} \\
&\quad \times \left[ \int_{\mathcal{S}_1(0)} \left\{ \alpha_0^*(y, \mathbf{X}) \beta_0^*(\mathbf{X}) - \hat{\alpha}_1^{(-k)}(y, \mathbf{X}) \hat{\beta}_0^{(-k)}(\mathbf{X}) \right\} \hat{f}_1^{(-k)}(y | 0, \mathbf{X}) \frac{f_0^*(y | 0, \mathbf{X})}{\hat{f}_0^{(-k)}(y | 0, \mathbf{X})} dy \right] \\
&= \overbrace{\left\{ \int_{\mathcal{S}_1(0)} \hat{\alpha}_1^{(-k)}(y, \mathbf{X}) \hat{f}_1^{(-k)}(y | 0, \mathbf{X}) dy \right\}}^{F_1} \\
&\quad \times \overbrace{\left[ \int_{\mathcal{S}_1(0)} \Omega(y, \mathbf{X}; \boldsymbol{\theta}) \left\{ \alpha_0^*(y, \mathbf{X}) \beta_0^*(\mathbf{X}) - \hat{\alpha}_1^{(-k)}(y, \mathbf{X}) \hat{\beta}_0^{(-k)}(\mathbf{X}) \right\} \hat{f}_1^{(-k)}(y | 0, \mathbf{X}) \frac{f_0^*(y | 0, \mathbf{X})}{\hat{f}_0^{(-k)}(y | 0, \mathbf{X})} dy \right.}^{G_2+H_2} \\
&\quad \left. + \int_{\mathcal{S}_1(0)} \Omega(y, \mathbf{X}; \boldsymbol{\theta}) \hat{\beta}_0^{(-k)}(\mathbf{X}) \{ \hat{\alpha}_1^{(-k)}(y, \mathbf{X}) - \alpha_0^*(y, \mathbf{X}) \} f_1^*(y | 0, \mathbf{X}) dy \right] \\
&\quad - \underbrace{\left\{ \int_{\mathcal{S}_1(0)} \Omega(y, \mathbf{X}; \boldsymbol{\theta}) \hat{\alpha}_1^{(-k)}(y, \mathbf{X}) \hat{f}_1^{(-k)}(y | 0, \mathbf{X}) dy \right\}}_{F_2} \\
&\quad \times \underbrace{\left[ \int_{\mathcal{S}_1(0)} \left\{ \alpha_0^*(y, \mathbf{X}) \beta_0^*(\mathbf{X}) - \hat{\alpha}_1^{(-k)}(y, \mathbf{X}) \hat{\beta}_0^{(-k)}(\mathbf{X}) \right\} \hat{f}_1^{(-k)}(y | 0, \mathbf{X}) \frac{f_0^*(y | 0, \mathbf{X})}{\hat{f}_0^{(-k)}(y | 0, \mathbf{X})} dy \right.}_{G_1+H_1} \\
&\quad \left. + \int_{\mathcal{S}_1(0)} \hat{\beta}_0^{(-k)}(\mathbf{X}) \{ \hat{\alpha}_1^{(-k)}(y, \mathbf{X}) - \alpha_0^*(y, \mathbf{X}) \} f_1^*(y | 0, \mathbf{X}) dy \right] \\
&= F_1 H_2 - F_2 H_1 + F_1 G_2 - F_2 G_1 .
\end{aligned} \tag{47}$$

In the last equality we defined the following quantities:

$$\begin{aligned}
F_1 &= \int_{\mathcal{S}_1(0)} \hat{\alpha}_1^{(-k)}(y, \mathbf{X}) \hat{f}_1^{(-k)}(y | 0, \mathbf{X}) dy \\
F_2 &= \int_{\mathcal{S}_1(0)} \Omega(y, \mathbf{X}; \boldsymbol{\theta}) \hat{\alpha}_1^{(-k)}(y, \mathbf{X}) \hat{f}_1^{(-k)}(y | 0, \mathbf{X}) dy \\
G_1 &= \int_{\mathcal{S}_1(0)} \{ \alpha_0^*(y, \mathbf{X}) \beta_0^*(\mathbf{X}) - \hat{\alpha}_1^{(-k)}(y, \mathbf{X}) \hat{\beta}_0^{(-k)}(\mathbf{X}) \} \hat{f}_1^{(-k)}(y | 0, \mathbf{X}) \frac{f_0^*(y | 0, \mathbf{X})}{\hat{f}_0^{(-k)}(y | 0, \mathbf{X})} dy \\
G_2 &= \int_{\mathcal{S}_1(0)} \Omega(y, \mathbf{X}; \boldsymbol{\theta}) \{ \alpha_0^*(y, \mathbf{X}) \beta_0^*(\mathbf{X}) - \hat{\alpha}_1^{(-k)}(y, \mathbf{X}) \hat{\beta}_0^{(-k)}(\mathbf{X}) \} \hat{f}_1^{(-k)}(y | 0, \mathbf{X}) \frac{f_0^*(y | 0, \mathbf{X})}{\hat{f}_0^{(-k)}(y | 0, \mathbf{X})} dy \\
H_1 &= \int_{\mathcal{S}_1(0)} \hat{\beta}_0^{(-k)}(\mathbf{X}) \{ \hat{\alpha}_1^{(-k)}(y, \mathbf{X}) - \alpha_0^*(y, \mathbf{X}) \} f_1^*(y | 0, \mathbf{X}) dy \\
H_2 &= \int_{\mathcal{S}_1(0)} \Omega(y, \mathbf{X}; \boldsymbol{\theta}) \hat{\beta}_0^{(-k)}(\mathbf{X}) \{ \hat{\alpha}_1^{(-k)}(y, \mathbf{X}) - \alpha_0^*(y, \mathbf{X}) \} f_1^*(y | 0, \mathbf{X}) dy
\end{aligned}$$

Additionally, for a function  $h$ , we denote  $\llbracket h \rrbracket = \int_{\mathcal{S}_1(0)} h(y, \mathbf{X}) \hat{f}_1(y | 0, \mathbf{X}) dy$ ; note that, the ranges of integral are unified to  $\mathcal{S}_1(0)$ . Additionally, for  $y \in \mathcal{S}_1(0)$ , we obtain  $\alpha_0^*(y, \mathbf{X}) = \alpha_1^*(y, \mathbf{X})$ . We find  $F_1 H_2 - F_2 H_1$  is represented as

$$\begin{aligned}
&F_1 H_2 - F_2 H_1 \\
&= \hat{\beta}_0^{(-k)}(\mathbf{X}) \llbracket \hat{\alpha}_1^{(-k)} \rrbracket \left[ \int_{\mathcal{S}_1(0)} \Omega(y, \mathbf{X}; \boldsymbol{\theta}) \{ \hat{\alpha}_1^{(-k)}(y, \mathbf{X}) - \alpha_1^*(y, \mathbf{X}) \} f_1^*(y | 0, \mathbf{X}) dy \right] \\
&\quad - \hat{\beta}_0^{(-k)}(\mathbf{X}) \llbracket \Omega(\boldsymbol{\theta}) \hat{\alpha}_1^{(-k)} \rrbracket \left[ \int_{\mathcal{S}_1(0)} \{ \hat{\alpha}_1^{(-k)}(y, \mathbf{X}) - \alpha_1^*(y, \mathbf{X}) \} f_1^*(y | 0, \mathbf{X}) dy \right] \\
&= \hat{\beta}_0^{(-k)}(\mathbf{X}) \llbracket \hat{\alpha}_1^{(-k)} \rrbracket \left[ \int_{\mathcal{S}_1(0)} \Omega(y, \mathbf{X}; \boldsymbol{\theta}) \{ \hat{\alpha}_1^{(-k)}(y, \mathbf{X}) - \alpha_1^*(y, \mathbf{X}) \} \{ f_1^*(y | 0, \mathbf{X}) - \hat{f}_1^{(-k)}(y | 0, \mathbf{X}) \} dy \right] \\
&\quad + \hat{\beta}_0^{(-k)}(\mathbf{X}) \llbracket \hat{\alpha}_1^{(-k)} \rrbracket \left[ \int_{\mathcal{S}_1(0)} \Omega(y, \mathbf{X}; \boldsymbol{\theta}) \{ \hat{\alpha}_1^{(-k)}(y, \mathbf{X}) - \alpha_1^*(y, \mathbf{X}) \} \hat{f}_1^{(-k)}(y | 0, \mathbf{X}) dy \right] \\
&\quad - \hat{\beta}_0^{(-k)}(\mathbf{X}) \llbracket \Omega(\boldsymbol{\theta}) \hat{\alpha}_1^{(-k)} \rrbracket \left[ \int_{\mathcal{S}_1(0)} \{ \hat{\alpha}_1^{(-k)}(y, \mathbf{X}) - \alpha_1^*(y, \mathbf{X}) \} \{ f_1^*(y | 0, \mathbf{X}) - \hat{f}_1^{(-k)}(y | 0, \mathbf{X}) \} dy \right] \\
&\quad - \hat{\beta}_0^{(-k)}(\mathbf{X}) \llbracket \Omega(\boldsymbol{\theta}) \hat{\alpha}_1^{(-k)} \rrbracket \left[ \int_{\mathcal{S}_1(0)} \{ \hat{\alpha}_1^{(-k)}(y, \mathbf{X}) - \alpha_1^*(y, \mathbf{X}) \} \hat{f}_1^{(-k)}(y | 0, \mathbf{X}) dy \right] \\
&= \hat{\beta}_0^{(-k)}(\mathbf{X}) \llbracket \hat{\alpha}_1^{(-k)} \rrbracket \left[ \int_{\mathcal{S}_1(0)} \Omega(y, \mathbf{X}; \boldsymbol{\theta}) \left\{ \begin{array}{c} \hat{\alpha}_1^{(-k)}(y, \mathbf{X}) \\ -\alpha_1^*(y, \mathbf{X}) \end{array} \right\} \left\{ \begin{array}{c} f_1^*(y | 0, \mathbf{X}) \\ -\hat{f}_1^{(-k)}(y | 0, \mathbf{X}) \end{array} \right\} \frac{f_1^*(y | 0, \mathbf{X})}{f_1^*(y | 0, \mathbf{X})} dy \right] \quad (\text{T7-1})
\end{aligned}$$

$$\begin{aligned}
&- \hat{\beta}_0^{(-k)}(\mathbf{X}) \llbracket \Omega(\boldsymbol{\theta}) \hat{\alpha}_1^{(-k)} \rrbracket \left[ \int_{\mathcal{S}_1(0)} \left\{ \begin{array}{c} \hat{\alpha}_1^{(-k)}(y, \mathbf{X}) \\ -\alpha_1^*(y, \mathbf{X}) \end{array} \right\} \left\{ \begin{array}{c} f_1^*(y | 0, \mathbf{X}) \\ -\hat{f}_1^{(-k)}(y | 0, \mathbf{X}) \end{array} \right\} \frac{f_1^*(y | 0, \mathbf{X})}{f_1^*(y | 0, \mathbf{X})} dy \right] \quad (\text{T7-2})
\end{aligned}$$

$$\begin{aligned}
&- \hat{\beta}_0^{(-k)}(\mathbf{X}) \llbracket \hat{\alpha}_1^{(-k)} \rrbracket \llbracket \Omega(\boldsymbol{\theta}) \alpha_1^* \rrbracket + \hat{\beta}_0^{(-k)}(\mathbf{X}) \llbracket \Omega(\boldsymbol{\theta}) \hat{\alpha}_1^{(-k)} \rrbracket \llbracket \alpha_1^* \rrbracket. \quad (\text{T7-3})
\end{aligned}$$

Similarly,  $F_1 G_2 - F_2 G_1$  is

$$F_1 G_2 - F_2 G_1$$

$$\begin{aligned}
&= \llbracket \hat{\alpha}_1^{(-k)} \rrbracket \left[ \int_{\mathcal{S}_0(0)} \Omega(y, \mathbf{X}; \boldsymbol{\theta}) \{ \alpha_1^*(y, \mathbf{X}) \beta_0^*(\mathbf{X}) - \hat{\alpha}_1^{(-k)}(y, \mathbf{X}) \hat{\beta}_0^{(-k)}(\mathbf{X}) \} \hat{f}_1^{(-k)}(y | 0, \mathbf{X}) \frac{f_0^*(y | 0, \mathbf{X})}{\hat{f}_0(y | 0, \mathbf{X})} dy \right] \\
&\quad - \llbracket \Omega(\boldsymbol{\theta}) \hat{\alpha}_1^{(-k)} \rrbracket \left[ \int_{\mathcal{S}_0(0)} \{ \alpha_1^*(y, \mathbf{X}) \beta_0^*(\mathbf{X}) - \hat{\alpha}_1^{(-k)}(y, \mathbf{X}) \hat{\beta}_0^{(-k)}(\mathbf{X}) \} \hat{f}_1^{(-k)}(y | 0, \mathbf{X}) \frac{f_0^*(y | 0, \mathbf{X})}{\hat{f}_0(y | 0, \mathbf{X})} dy \right] \\
&= \llbracket \hat{\alpha}_1^{(-k)} \rrbracket \left[ \int_{\mathcal{S}_0(0)} \Omega(y, \mathbf{X}; \boldsymbol{\theta}) \left\{ \begin{array}{c} \alpha_1^*(y, \mathbf{X}) \beta_0^*(\mathbf{X}) \\ - \hat{\alpha}_1^{(-k)}(y, \mathbf{X}) \hat{\beta}_0^{(-k)}(\mathbf{X}) \end{array} \right\} \hat{f}_1^{(-k)}(y | 0, \mathbf{X}) \frac{f_0^*(y | 0, \mathbf{X})}{\hat{f}_0(y | 0, \mathbf{X})} \right. \\
&\quad \left. - \Omega(y, \mathbf{X}; \boldsymbol{\theta}) \alpha_1^*(y, \mathbf{X}) \hat{\beta}_0^{(-k)}(\mathbf{X}) \hat{f}_1^{(-k)}(y | 0, \mathbf{X}) dy \right] \tag{T7-4}
\end{aligned}$$

$$\begin{aligned}
&- \llbracket \Omega(\boldsymbol{\theta}) \hat{\alpha}_1^{(-k)} \rrbracket \left[ \int_{\mathcal{S}_0(0)} \left\{ \begin{array}{c} \alpha_1^*(y, \mathbf{X}) \beta_0^*(\mathbf{X}) \\ - \hat{\alpha}_1^{(-k)}(y, \mathbf{X}) \hat{\beta}_0^{(-k)}(\mathbf{X}) \end{array} \right\} \hat{f}_1^{(-k)}(y | 0, \mathbf{X}) \frac{f_0^*(y | 0, \mathbf{X})}{\hat{f}_0(y | 0, \mathbf{X})} \right. \\
&\quad \left. - \alpha_1^*(y, \mathbf{X}) \hat{\beta}_0^{(-k)}(\mathbf{X}) \hat{f}_1^{(-k)}(y | 0, \mathbf{X}) dy \right] \tag{T7-5}
\end{aligned}$$

$$+ \hat{\beta}_0^{(-k)}(\mathbf{X}) \llbracket \hat{\alpha}_1^{(-k)} \rrbracket \llbracket \Omega(\boldsymbol{\theta}) \alpha_1^* \rrbracket - \hat{\beta}_0^{(-k)}(\mathbf{X}) \llbracket \Omega(\boldsymbol{\theta}) \hat{\alpha}_1^{(-k)} \rrbracket \llbracket \alpha_1^* \rrbracket \tag{T7-6}$$

Note that (T7-3) and (T7-6) cancel out, i.e.,  $\|(\text{T7-3}) + (\text{T7-6})\| = 0$ . Therefore, we focus on (T7-1)+(T7-2) and (T7-4)+(T7-5). The absolute value of (T7-1)+(T7-2) is upper bounded as follows

$$\begin{aligned}
&\|(\text{T7-1}) + (\text{T7-2})\| \\
&\leq \mathbb{E}_{\mathcal{S}_1(0)}^{(-k)} \left[ \underbrace{\left\| \hat{\beta}_0^{(-k)}(\mathbf{X}) \llbracket \hat{\alpha}_1^{(-k)} \rrbracket \right\| \cdot \left\| \frac{\Omega(Y_1, \mathbf{X}; \boldsymbol{\theta})}{f_1^*(Y_1 | 0, \mathbf{X})} \right\|}_{\leq C \text{ over } Y_1 \in \mathcal{S}_1(0)} \cdot \left\| \begin{array}{c} \hat{\alpha}_1^{(-k)}(Y_1, \mathbf{X}) \\ - \alpha_1^*(Y_1, \mathbf{X}) \end{array} \right\| \left\| \begin{array}{c} f_1^*(Y_1 | 0, \mathbf{X}) \\ - \hat{f}_1^{(-k)}(Y_1 | 0, \mathbf{X}) \end{array} \right\| \left\| A = 0, \mathbf{X} \right\| \right] \\
&\quad + \mathbb{E}_{\mathcal{S}_1(0)}^{(-k)} \left[ \underbrace{\left\| \hat{\beta}_0^{(-k)}(\mathbf{X}) \llbracket \Omega(\boldsymbol{\theta}) \hat{\alpha}_1^{(-k)} \rrbracket \right\| \cdot \left\| \frac{1}{f_1^*(Y_1 | 0, \mathbf{X})} \right\|}_{\leq C \text{ over } Y_1 \in \mathcal{S}_1(0)} \cdot \left\| \begin{array}{c} \hat{\alpha}_1^{(-k)}(Y_1, \mathbf{X}) \\ - \alpha_1^*(Y_1, \mathbf{X}) \end{array} \right\| \left\| \begin{array}{c} f_1^*(Y_1 | 0, \mathbf{X}) \\ - \hat{f}_1^{(-k)}(Y_1 | 0, \mathbf{X}) \end{array} \right\| \left\| A = 0, \mathbf{X} \right\| \right] \\
&\lesssim \mathbb{E}_{\mathcal{S}_1(0)}^{(-k)} \left[ \left\| \hat{\alpha}_1^{(-k)}(Y_1, \mathbf{X}) - \alpha_1^*(Y_1, \mathbf{X}) \right\| \left\| f_1^*(Y_1 | 0, \mathbf{X}) - \hat{f}_1^{(-k)}(Y_1 | 0, \mathbf{X}) \right\| \left\| A = 0, \mathbf{X} \right\| \right]. \tag{48}
\end{aligned}$$

To obtain the absolute value of (T7-4)+(T7-5), we first obtain an alternative representation of it. Let  $\hat{\mathcal{R}}^{(-k)} = f_0^*(y | 0, \mathbf{X}) / \hat{f}_0^{(-k)}(y | 0, \mathbf{X}) - 1$  for  $y \in \mathcal{S}_0(0)$ . After some algebra, we find

(T7-4)+(T7-5) is represented as the summation of the cross-products:

$$(T7-4) + (T7-5)$$

[illegible]

Therefore, the absolute value of (T7-4)+(T7-5) is upper bounded as follows:

$$\begin{aligned}
& \left\| (\text{T7-4}) + (\text{T7-5}) \right\| \\
& \leq \mathbb{E}_{\mathcal{S}_1(0)}^{(-k)} \left[ \left\| \frac{\beta_0^*(\mathbf{X}) \llbracket \hat{\alpha}_1^{(-k)} \rrbracket \Omega(Y_1, \mathbf{X}; \boldsymbol{\theta}) \hat{f}_1^{(-k)}(Y_1 | 0, \mathbf{X})}{f_1^*(Y_1 | 0, \mathbf{X}) \hat{f}_0^{(-k)}(Y_1 | 0, \mathbf{X})} \right\| \cdot \left\| \frac{\hat{\alpha}_1^{(-k)}(Y_1, \mathbf{X})}{-\alpha_1^*(Y_1, \mathbf{X})} \right\| \cdot \left\| \frac{f_0^*(Y_1 | 0, \mathbf{X})}{-\hat{f}_0^{(-k)}(Y_1 | 0, \mathbf{X})} \right\| \middle| A = 0, \mathbf{X} \right] \\
& + \mathbb{E}_{\mathcal{S}_1(0)}^{(-k)} \left[ \left\| \frac{\llbracket \hat{\alpha}_1^{(-k)} \rrbracket \Omega(Y_1, \mathbf{X}; \boldsymbol{\theta}) \hat{\alpha}_1^{(-k)}(Y_1, \mathbf{X}) \hat{f}_1^{(-k)}(Y_1 | 0, \mathbf{X})}{f_1^*(Y_1 | 0, \mathbf{X}) \hat{f}_0^{(-k)}(Y_1 | 0, \mathbf{X})} \right\| \cdot \left\| \frac{\hat{\beta}_0^{(-k)}(\mathbf{X})}{-\beta_0^*(\mathbf{X})} \right\| \cdot \left\| \frac{f_0^*(Y_1 | 0, \mathbf{X})}{-\hat{f}_0^{(-k)}(Y_1 | 0, \mathbf{X})} \right\| \middle| A = 0, \mathbf{X} \right] \\
& + \mathbb{E}_{\mathcal{S}_1(0)}^{(-k)} \left[ \left\| \frac{\beta_0^*(\mathbf{X}) \llbracket \Omega(\boldsymbol{\theta}) \hat{\alpha}_1^{(-k)} \rrbracket \hat{f}_1^{(-k)}(Y_1 | 0, \mathbf{X})}{f_1^*(Y_1 | 0, \mathbf{X}) \hat{f}_0^{(-k)}(Y_1 | 0, \mathbf{X})} \right\| \cdot \left\| \frac{\hat{\alpha}_1^{(-k)}(Y_1, \mathbf{X})}{-\alpha_1^*(Y_1, \mathbf{X})} \right\| \cdot \left\| \frac{f_0^*(Y_1 | 0, \mathbf{X})}{-\hat{f}_0^{(-k)}(Y_1 | 0, \mathbf{X})} \right\| \middle| A = 0, \mathbf{X} \right] \\
& + \mathbb{E}_{\mathcal{S}_1(0)}^{(-k)} \left[ \left\| \frac{\llbracket \Omega(\boldsymbol{\theta}) \hat{\alpha}_1^{(-k)} \rrbracket \hat{\alpha}_1^{(-k)}(Y_1, \mathbf{X}) \hat{f}_1^{(-k)}(Y_1 | 0, \mathbf{X})}{f_1^*(Y_1 | 0, \mathbf{X}) \hat{f}_0^{(-k)}(Y_1 | 0, \mathbf{X})} \right\| \cdot \left\| \frac{\hat{\beta}_0^{(-k)}(\mathbf{X})}{-\beta_0^*(\mathbf{X})} \right\| \cdot \left\| \frac{f_0^*(Y_1 | 0, \mathbf{X})}{-\hat{f}_0^{(-k)}(Y_1 | 0, \mathbf{X})} \right\| \middle| A = 0, \mathbf{X} \right] \\
& + 0.5 \mathbb{E}_{\mathcal{S}_1(0)}^{(-k)} \left[ \left\| \frac{\llbracket \Omega(\boldsymbol{\theta}) (\alpha_1^* + \hat{\alpha}_1^{(-k)}) \rrbracket \hat{f}_1^{(-k)}(Y_1 | 0, \mathbf{X})}{f_1^*(Y_1 | 0, \mathbf{X})} \right\| \cdot \left\| \frac{\hat{\beta}_0^{(-k)}(\mathbf{X})}{-\beta_0^*(\mathbf{X})} \right\| \cdot \left\| \frac{\hat{\alpha}_1^{(-k)}(Y_1, \mathbf{X})}{-\alpha_1^*(Y_1, \mathbf{X})} \right\| \middle| A = 0, \mathbf{X} \right] \\
& + 0.5 \mathbb{E}_{\mathcal{S}_1(0)}^{(-k)} \left[ \left\| \frac{\llbracket (\alpha_1^* + \hat{\alpha}_1^{(-k)}) \rrbracket \Omega(Y_1, \mathbf{X}; \boldsymbol{\theta}) \hat{f}_1^{(-k)}(Y_1 | 0, \mathbf{X})}{f_1^*(Y_1 | 0, \mathbf{X})} \right\| \cdot \left\| \frac{\hat{\beta}_0^{(-k)}(\mathbf{X})}{-\beta_0^*(\mathbf{X})} \right\| \cdot \left\| \frac{\hat{\alpha}_1^{(-k)}(Y_1, \mathbf{X})}{-\alpha_1^*(Y_1, \mathbf{X})} \right\| \middle| A = 0, \mathbf{X} \right]
\end{aligned}$$

Note that the first term in each expectation is bounded over  $Y_1 \in \mathcal{S}_1(0)$  under the assumptions.

Therefore,

$$\begin{aligned}
& \left\| (\text{T7-4}) + (\text{T7-5}) \right\| \\
& \lesssim \mathbb{E}_{\mathcal{S}_1(0)}^{(-k)} \left[ \left\| \hat{\alpha}_1^{(-k)}(Y_1, \mathbf{X}) - \alpha_1^*(Y_1, \mathbf{X}) \right\| \left\| f_0^*(Y_1 | 0, \mathbf{X}) - \hat{f}_0^{(-k)}(Y_1 | 0, \mathbf{X}) \right\| \middle| A = 0, \mathbf{X} \right] \\
& + \mathbb{E}_{\mathcal{S}_1(0)}^{(-k)} \left[ \left\| \hat{\alpha}_1^{(-k)}(Y_1, \mathbf{X}) - \alpha_1^*(Y_1, \mathbf{X}) \right\| \left\| \beta_0^*(\mathbf{X}) - \hat{\beta}_0^{(-k)}(\mathbf{X}) \right\| \middle| A = 0, \mathbf{X} \right] \\
& + \mathbb{E}_{\mathcal{S}_1(0)}^{(-k)} \left[ \left\| \beta_0^*(\mathbf{X}) - \hat{\beta}_0^{(-k)}(\mathbf{X}) \right\| \left\| f_0^*(Y_1 | 0, \mathbf{X}) - \hat{f}_0^{(-k)}(Y_1 | 0, \mathbf{X}) \right\| \middle| A = 0, \mathbf{X} \right]. \quad (49)
\end{aligned}$$

Therefore, from (47), we get  $\mathbb{E}^{(-k)}\{(\text{T6-1}) + (\text{T6-2}) + (\text{T6-3}) \mid A = 0, \mathbf{X}\}$  is upper bounded as

$$\begin{aligned}
& \left\| \mathbb{E}^{(-k)}\{(\text{T6-1}) + (\text{T6-2}) + (\text{T6-3}) \mid A = 0, \mathbf{X}\} \right\| \\
& \leq \left\| \frac{\Pr(A = 0 \mid \mathbf{X})}{\int_{\mathcal{S}_1(0)} \hat{\alpha}_1^{(-k)}(y, \mathbf{X}) \hat{f}_1^{(-k)}(y | 0, \mathbf{X}) dy} \frac{\hat{\beta}_1^{(-k)}(\mathbf{X})}{\hat{\beta}_0^{(-k)}(\mathbf{X})} \right\| \left\| F_1 H_2 - F_2 H_1 + F_1 G_2 - F_2 G_1 \right\| \\
& \lesssim \left\| (\text{T7-1}) + (\text{T7-2}) \right\| + \left\| (\text{T7-4}) + (\text{T7-5}) \right\| + \left\| (\text{T7-3}) + (\text{T7-6}) \right\| \\
& = \left\| (\text{T7-1}) + (\text{T7-2}) \right\| + \left\| (\text{T7-4}) + (\text{T7-5}) \right\|.
\end{aligned}$$

Note that (T7-3) and (T7-6) cancel out, i.e.,  $\left\| (\text{T7-3}) + (\text{T7-6}) \right\| = 0$ . As a result,  $\mathbb{E}^{(-k)}\{(\text{T6-1}) +$

$(\text{T6-2}) + (\text{T6-3}) \mid A = 0\}$  is upper bounded as follows:

$$\begin{aligned}
& \left\| \mathbb{E}^{(-k)} \{ (\text{T6-1}) + (\text{T6-2}) + (\text{T6-3}) \mid A = 0 \} \right\| \\
& \lesssim \mathbb{E}^{(-k)} \left[ \left\| (\text{T7-1}) + (\text{T7-2}) \right\| \mid A = 0 \right] + \mathbb{E}^{(-k)} \left[ \left\| (\text{T7-4}) + (\text{T7-5}) \right\| \mid A = 0 \right] \\
& \lesssim \mathbb{E}^{(-k)} \left[ \left\| \hat{\alpha}_1^{(-k)}(Y_1, \mathbf{X}) - \alpha_1^*(Y_1, \mathbf{X}) \right\| \left\| f_1^*(Y_1 \mid 0, \mathbf{X}) - \hat{f}_1^{(-k)}(Y_1 \mid 0, \mathbf{X}) \right\| \mid A = 0 \right] \\
& \quad + \mathbb{E}^{(-k)} \left[ \left\| \hat{\alpha}_1^{(-k)}(Y_1, \mathbf{X}) - \alpha_1^*(Y_1, \mathbf{X}) \right\| \left\| f_0^*(Y_1 \mid 0, \mathbf{X}) - \hat{f}_0^{(-k)}(Y_1 \mid 0, \mathbf{X}) \right\| \mid A = 0 \right] \\
& \quad + \mathbb{E}^{(-k)} \left[ \left\| \hat{\alpha}_1^{(-k)}(Y_1, \mathbf{X}) - \alpha_1^*(Y_1, \mathbf{X}) \right\| \left\| \beta_0^*(\mathbf{X}) - \hat{\beta}_0^{(-k)}(\mathbf{X}) \right\| \mid A = 0 \right] \\
& \quad + \mathbb{E}^{(-k)} \left[ \left\| \beta_0^*(\mathbf{X}) - \hat{\beta}_0^{(-k)}(\mathbf{X}) \right\| \left\| f_0^*(Y_1 \mid 0, \mathbf{X}) - \hat{f}_0^{(-k)}(Y_1 \mid 0, \mathbf{X}) \right\| \mid A = 0 \right] \\
& \leq \left\| \hat{\alpha}_1^{(-k)}(Y_1, \mathbf{X}) - \alpha_1^*(Y_1, \mathbf{X}) \right\|_{P,2} \left\| f_1^*(Y_1 \mid 0, \mathbf{X}) - \hat{f}_1^{(-k)}(Y_1 \mid 0, \mathbf{X}) \right\|_{P,2} \\
& \quad + \left\| \hat{\alpha}_1^{(-k)}(Y_1, \mathbf{X}) - \alpha_1^*(Y_1, \mathbf{X}) \right\|_{P,2} \left\| f_0^*(Y_1 \mid 0, \mathbf{X}) - \hat{f}_0^{(-k)}(Y_1 \mid 0, \mathbf{X}) \right\|_{P,2} \\
& \quad + \left\| \hat{\alpha}_1^{(-k)}(Y_1, \mathbf{X}) - \alpha_1^*(Y_1, \mathbf{X}) \right\|_{P,2} \left\| \beta_0^*(\mathbf{X}) - \hat{\beta}_0^{(-k)}(\mathbf{X}) \right\|_{P,2} \\
& \quad + \left\| \beta_0^*(\mathbf{X}) - \hat{\beta}_0^{(-k)}(\mathbf{X}) \right\|_{P,2} \left\| f_0^*(Y_1 \mid 0, \mathbf{X}) - \hat{f}_0^{(-k)}(Y_1 \mid 0, \mathbf{X}) \right\|_{P,2}. \tag{50}
\end{aligned}$$

The second inequality holds from (48) and (49). The last line holds from the Hölder's inequality.

Therefore, we get the following result by combining (46) and (50) and using  $|\mathcal{I}_k| = N/K$ :

$$\begin{aligned}
(44) &= |\mathcal{I}_k|^{1/2} \Pr(A = 1) \mathbb{E} \{ (\text{T5}) + (\text{T6-1}) + (\text{T6-2}) + (\text{T6-3}) \mid A = 0 \} \\
&\lesssim N^{1/2} \left[ \begin{aligned} & \left\| \hat{\beta}_1^{(-k)} - \beta_1^* \right\|_{P,2} \left\| \hat{\alpha}_1^{(-k)} - \alpha_1^* \right\|_{P,2} + \left\| \hat{\beta}_1^{(-k)} - \beta_1^* \right\|_{P,2} \left\| \hat{f}_1^{(-k)} - f_1^* \right\|_{P,2} \\ & + \left\| \hat{\alpha}_1^{(-k)} - \alpha_1^* \right\|_{P,2} \left\| \hat{f}_1^{(-k)} - f_1^* \right\|_{P,2} + \left\| \hat{\beta}_0^{(-k)} - \beta_0^* \right\|_{P,2} \left\| \hat{\alpha}_1^{(-k)} - \alpha_1^* \right\|_{P,2} \\ & + \left\| \hat{\beta}_0^{(-k)} - \beta_0^* \right\|_{P,2} \left\| \hat{f}_0^{(-k)} - f_0^* \right\|_{P,2} + \left\| \hat{\alpha}_1^{(-k)} - \alpha_1^* \right\|_{P,2} \left\| \hat{f}_0^{(-k)} - f_0^* \right\|_{P,2} \end{aligned} \right].
\end{aligned}$$

Therefore, under the rate conditions on the nuisance function estimates, we establish (44) is  $o_P(1)$ .

### Asymptotic Property of (45)

The expectation of (45) conditioning on  $\mathcal{I}_k^{(-k)}$  is 0. The variance of (45) is

$$\text{Var}^{(-k)} \{ (45) \} \leq \text{Var}^{(-k)} \{ \hat{\Omega}_{\text{Eff}}^{(-k)}(\mathbf{O}; \boldsymbol{\theta}) - \Omega_{\text{Eff}}^*(\mathbf{O}; \boldsymbol{\theta}) \} \leq \mathbb{E}^{(-k)} \left[ \left\| \hat{\Omega}_{\text{Eff}}^{(-k)}(\mathbf{O}; \boldsymbol{\theta}) - \Omega_{\text{Eff}}^*(\mathbf{O}; \boldsymbol{\theta}) \right\|_2^2 \right].$$

Therefore, it suffices to find the rate of  $\mathbb{E}^{(-k)}[\|\widehat{\Omega}_{\text{Eff}}^{(-k)}(\mathbf{O}; \boldsymbol{\theta}) - \Omega_{\text{Eff}}^*(\mathbf{O}; \boldsymbol{\theta})\|_2^2]$ . Each element  $\widehat{\Omega}_{\text{Eff}}^{(-k)}(\mathbf{O}; \boldsymbol{\theta}) - \Omega_{\text{Eff}}^*(\mathbf{O}; \boldsymbol{\theta})$  has the following form:

$$\begin{aligned}
& (1-A)\widehat{\beta}_1^{(-k)}(\mathbf{X})\widehat{\alpha}_1^{(-k)}(Y_1, \mathbf{X})\{\Omega(Y_1, \mathbf{X}; \boldsymbol{\theta}) - \widehat{\mu}_\Omega^{(-k)}(\mathbf{X}; \boldsymbol{\theta})\} + A\widehat{\mu}_\Omega^{(-k)}(\mathbf{X}; \boldsymbol{\theta}) \\
& - (1-A)\beta_1^*(\mathbf{X})\alpha_1^*(Y_1, \mathbf{X})\{\Omega(Y_1, \mathbf{X}; \boldsymbol{\theta}) - \mu_\Omega^*(\mathbf{X}; \boldsymbol{\theta})\} - A\mu_\Omega^*(\mathbf{X}; \boldsymbol{\theta}) \\
& + (2A-1)\widehat{R}^{(-k)}(Y_0, A, \mathbf{X})\{\Omega(Y_0, \mathbf{X}; \boldsymbol{\theta}) - \widehat{\mu}_\Omega^{(-k)}(\mathbf{X}; \boldsymbol{\theta})\} \\
& - (2A-1)R^*(Y_0, A, \mathbf{X})\{\Omega(Y_0, \mathbf{X}; \boldsymbol{\theta}) - \mu_\Omega^*(\mathbf{X}; \boldsymbol{\theta})\} \\
& = (1-A)\Omega(Y_1, \mathbf{X}; \boldsymbol{\theta})\left\{\widehat{\beta}_1^{(-k)}(\mathbf{X})\widehat{\alpha}_1^{(-k)}(Y_1, \mathbf{X}) - \beta_1^*(\mathbf{X})\alpha_1^*(Y_1, \mathbf{X})\right\} \quad \text{See (S1)} \\
& - (1-A)\left\{\widehat{\beta}_1^{(-k)}(\mathbf{X})\widehat{\alpha}_1^{(-k)}(Y_1, \mathbf{X})\widehat{\mu}_\Omega^{(-k)}(\mathbf{X}; \boldsymbol{\theta}) - \beta_1^*(\mathbf{X})\alpha_1^*(Y_1, \mathbf{X})\mu_\Omega^*(\mathbf{X}; \boldsymbol{\theta})\right\} \quad \text{See (S2)} \\
& + A\left\{\widehat{\mu}_\Omega^{(-k)}(\mathbf{X}; \boldsymbol{\theta}) - \mu_\Omega^*(\mathbf{X}; \boldsymbol{\theta})\right\} \quad \text{See (S3)} \\
& + A\left\{\widehat{R}^{(-k)}(Y_0, A, \mathbf{X}) - R^*(Y_0, A, \mathbf{X})\right\}\left[\Omega(Y_0, \mathbf{X}; \boldsymbol{\theta}) - 0.5\left\{\mu_\Omega^*(\mathbf{X}; \boldsymbol{\theta}) + \widehat{\mu}_\Omega^{(-k)}(\mathbf{X}; \boldsymbol{\theta})\right\}\right] \quad \text{See (S4)} \\
& + 0.5A\left\{\widehat{R}^{(-k)}(Y_0, A, \mathbf{X}) + R^*(Y_0, A, \mathbf{X})\right\}\left\{\mu_\Omega^*(\mathbf{X}; \boldsymbol{\theta}) - \widehat{\mu}_\Omega^{(-k)}(\mathbf{X}; \boldsymbol{\theta})\right\} \quad \text{See (S5)} \\
& - (1-A)\left\{\widehat{R}^{(-k)}(Y_0, A, \mathbf{X}) - R^*(Y_0, A, \mathbf{X})\right\}\left[\Omega(Y_0, \mathbf{X}; \boldsymbol{\theta}) - 0.5\left\{\mu_\Omega^*(\mathbf{X}; \boldsymbol{\theta}) + \widehat{\mu}_\Omega^{(-k)}(\mathbf{X}; \boldsymbol{\theta})\right\}\right] \quad \text{See (S4)} \\
& - 0.5(1-A)\left\{\widehat{R}^{(-k)}(Y_0, A, \mathbf{X}) + R^*(Y_0, A, \mathbf{X})\right\}\left\{\mu_\Omega^*(\mathbf{X}; \boldsymbol{\theta}) - \widehat{\mu}_\Omega^{(-k)}(\mathbf{X}; \boldsymbol{\theta})\right\}. \quad \text{See (S5)}
\end{aligned}$$

For a finite number of random variables  $\{W_1, \dots, W_K\}$ , there exists a constant  $C$  satisfying  $\mathbb{E}\{(\sum_{j=1}^K W_j)^2\} \leq C \cdot \mathbb{E}(W_j^2)$ . Thus, it suffices to study the rate of the 2-norm of each term, which are given in (S1)-(S5) below:

(S1)

$$\begin{aligned}
& \mathbb{E}^{(-k)} \left[ (1-A)^2 \left\| \Omega(Y_1, \mathbf{X}; \boldsymbol{\theta}) \right\|_2^2 \left\{ \widehat{\beta}_1^{(-k)}(\mathbf{X}) \widehat{\alpha}_1^{(-k)}(Y_1, \mathbf{X}) - \beta_1^*(\mathbf{X}) \alpha_1^*(Y_1, \mathbf{X}) \right\}^2 \right] \\
&= \mathbb{E}^{(-k)} \left[ (1-A) \left\| \Omega(Y_1, \mathbf{X}; \boldsymbol{\theta}) \right\|_2^2 \left\{ \widehat{\beta}_1^{(-k)}(\mathbf{X}) \widehat{\alpha}_1^{(-k)}(Y_1, \mathbf{X}) - \beta_1^*(\mathbf{X}) \alpha_1^*(Y_1, \mathbf{X}) \right\}^2 \right] \\
&= \Pr(A=0) \mathbb{E}^{(-k)} \left[ \left\| \Omega(Y_1, \mathbf{X}; \boldsymbol{\theta}) \right\|_2^2 \left\{ \widehat{\beta}_1^{(-k)}(\mathbf{X}) \widehat{\alpha}_1^{(-k)}(Y_1, \mathbf{X}) - \beta_1^*(\mathbf{X}) \alpha_1^*(Y_1, \mathbf{X}) \right\}^2 \middle| A=0 \right] \\
&\lesssim \mathbb{E}^{(-k)} \left[ \underbrace{\left\| \Omega(Y_1, \mathbf{X}; \boldsymbol{\theta}) \right\|_2^2 \left\{ \widehat{\alpha}_1^{(-k)}(Y_1, \mathbf{X}) + \alpha_1^*(Y_1, \mathbf{X}) \right\}^2}_{\leq C \text{ over } Y_1 \in \mathcal{S}_1(0)} \left\{ \widehat{\beta}_1^{(-k)}(\mathbf{X}) - \beta_1^*(\mathbf{X}) \right\}^2 \middle| A=0 \right] \\
&\quad + \mathbb{E}^{(-k)} \left[ \underbrace{\left\| \Omega(Y_1, \mathbf{X}; \boldsymbol{\theta}) \right\|_2^2 \left\{ \widehat{\beta}_1^{(-k)}(\mathbf{X}) + \beta_1^*(\mathbf{X}) \right\}^2}_{\leq C \text{ over } Y_1 \in \mathcal{S}_1(0)} \left\{ \widehat{\alpha}_1^{(-k)}(Y_1, \mathbf{X}) - \alpha_1^*(Y_1, \mathbf{X}) \right\}^2 \middle| A=0 \right] \\
&\lesssim \left\| \widehat{\beta}_1^{(-k)}(\mathbf{X}) - \beta_1^*(\mathbf{X}) \right\|_{P,2}^2 + \left\| \widehat{\alpha}_1^{(-k)}(Y_1, \mathbf{X}) - \alpha_1^*(Y_1, \mathbf{X}) \right\|_{P,2}^2.
\end{aligned}$$

(S2)

$$\begin{aligned}
& \mathbb{E}^{(-k)} \left[ (1-A)^2 \left\| \widehat{\beta}_1^{(-k)}(\mathbf{X}) \widehat{\alpha}_1^{(-k)}(Y_1, \mathbf{X}) \widehat{\mu}_\Omega^{(-k)}(\mathbf{X}; \boldsymbol{\theta}) - \beta_1^*(\mathbf{X}) \alpha_1^*(Y_1, \mathbf{X}) \mu_\Omega^*(\mathbf{X}; \boldsymbol{\theta}) \right\|_2^2 \right] \\
&\lesssim \mathbb{E}^{(-k)} \left[ \underbrace{\left\{ \begin{array}{c} \widehat{\alpha}_1^{(-k)}(Y_1^{(0)}, \mathbf{X}) \\ + \alpha_1^*(Y_1^{(0)}, \mathbf{X}) \end{array} \right\}^2}_{\leq C \text{ over } Y_1 \in \mathcal{S}_1(0)} \left\| \begin{array}{c} \left\{ \widehat{\beta}_1^{(-k)}(\mathbf{X}) - \beta_1^*(\mathbf{X}) \right\} \left\{ \widehat{\mu}_\Omega^{(-k)}(\mathbf{X}; \boldsymbol{\theta}) + \mu_\Omega^*(\mathbf{X}; \boldsymbol{\theta}) \right\} \\ + \left\{ \widehat{\beta}_1^{(-k)}(\mathbf{X}) + \beta_1^*(\mathbf{X}) \right\} \left\{ \widehat{\mu}_\Omega^{(-k)}(\mathbf{X}; \boldsymbol{\theta}) - \mu_\Omega^*(\mathbf{X}; \boldsymbol{\theta}) \right\} \end{array} \right\|_2^2 \middle| A=0 \right] \\
&\quad + \mathbb{E}^{(-k)} \left[ \underbrace{\left\| \widehat{\beta}_1^{(-k)}(\mathbf{X}) \widehat{\mu}_\Omega^{(-k)}(\mathbf{X}; \boldsymbol{\theta}) + \beta_1^*(\mathbf{X}) \mu_\Omega^*(\mathbf{X}; \boldsymbol{\theta}) \right\|_2^2}_{\leq C \text{ over } Y_1 \in \mathcal{S}_1(0)} \left\{ \widehat{\alpha}_1^{(-k)}(Y_1^{(0)}, \mathbf{X}) - \alpha_1^*(Y_1^{(0)}, \mathbf{X}) \right\}^2 \middle| A=0 \right] \\
&\lesssim \mathbb{E}^{(-k)} \left\{ \left\| \widehat{\beta}_1^{(-k)}(\mathbf{X}) - \beta_1^*(\mathbf{X}) \right\|^2 \middle| A=0 \right\} \\
&\quad + \mathbb{E}^{(-k)} \left\{ \left\| \widehat{\mu}_\Omega^{(-k)}(\mathbf{X}; \boldsymbol{\theta}) - \mu_\Omega^*(\mathbf{X}; \boldsymbol{\theta}) \right\|^2 \middle| A=0 \right\} + \left\| \widehat{\alpha}_1^{(-k)}(Y_1, \mathbf{X}) - \alpha_1^*(Y_1, \mathbf{X}) \right\|_{P,2}^2 \\
&\lesssim \left\| \widehat{\beta}_1^{(-k)}(\mathbf{X}) - \beta_1^*(\mathbf{X}) \right\|_{P,2}^2 + \left\| \alpha_1(Y_1, \mathbf{X}) - \widehat{\alpha}_1^{(-k)}(Y_1, \mathbf{X}) \right\|_{P,2}^2 + \left\| f_1^*(Y_1 | 0, \mathbf{X}) - \widehat{f}_1^{(-k)}(Y_1 | 0, \mathbf{X}) \right\|_{P,2}^2.
\end{aligned}$$

The last line is from (34).

(S3) The result is straightforward from (34).

$$\begin{aligned}
& \mathbb{E} [A \|\hat{\mu}_{\Omega}^{(-k)}(\mathbf{X}; \boldsymbol{\theta}) - \mu_{\Omega}^*(\mathbf{X}; \boldsymbol{\theta})\|_2^2] \\
& \lesssim \mathbb{E} [\|\hat{\mu}_{\Omega}^{(-k)}(\mathbf{X}; \boldsymbol{\theta}) - \mu_{\Omega}^*(\mathbf{X}; \boldsymbol{\theta})\|_2^2 \mid A = 0] \\
& \lesssim \|\alpha_1(Y_1, \mathbf{X}) - \hat{\alpha}_1^{(-k)}(Y_1, \mathbf{X})\|_{P,2}^2 + \|f_1^*(Y_1 \mid 0, \mathbf{X}) - \hat{f}_1^{(-k)}(Y_1 \mid 0, \mathbf{X})\|_{P,2}^2.
\end{aligned}$$

(S4)

$$\begin{aligned}
& \mathbb{E}^{(-k)} \left[ A^2 \left\{ \hat{R}^{(-k)}(Y_0, A, \mathbf{X}) - R^*(Y_0, A, \mathbf{X}) \right\}^2 \left\| \Omega(Y_0, \mathbf{X}; \boldsymbol{\theta}) - 0.5 \{ \mu_{\Omega}^*(\mathbf{X}; \boldsymbol{\theta}) + \hat{\mu}_{\Omega}^{(-k)}(\mathbf{X}; \boldsymbol{\theta}) \} \right\|_2^2 \right] \\
& \lesssim \mathbb{E}^{(-k)} \left[ A \underbrace{\left\| \Omega(Y_0, \mathbf{X}; \boldsymbol{\theta}) - 0.5 \{ \mu_{\Omega}^*(\mathbf{X}; \boldsymbol{\theta}) + \hat{\mu}_{\Omega}^{(-k)}(\mathbf{X}; \boldsymbol{\theta}) \} \right\|_2^2}_{\leq C \text{ over } Y_0 \in \mathcal{S}_0(1)} \left\{ \hat{R}^{(-k)}(Y_0, 1, \mathbf{X}) - R^*(Y_0, 1, \mathbf{X}) \right\}^2 \right] \\
& \lesssim \mathbb{E}^{(-k)} \left[ \Pr(A = 1 \mid \mathbf{X}) \mathbb{E}^{(-k)} \left[ \left\{ \hat{R}^{(-k)}(Y_0, 1, \mathbf{X}) - R^*(Y_0, 1, \mathbf{X}) \right\}^2 \mid A = 1, \mathbf{X} \right] \mid \mathbf{X} \right] \\
& = \mathbb{E}^{(-k)} \left[ \Pr(A = 1 \mid \mathbf{X}) \int_{\mathcal{S}_0(1)} \left\{ \hat{R}^{(-k)}(y, 1, \mathbf{X}) - R^*(y, 1, \mathbf{X}) \right\}^2 f_0^*(y \mid 1, \mathbf{X}) dy \mid \mathbf{X} \right] \\
& \lesssim \mathbb{E}^{(-k)} \left[ \left\{ \frac{\hat{\beta}_1^{(-k)}(\mathbf{X}) \hat{f}_1^{(-k)}(Y_1 \mid 0, \mathbf{X})}{\hat{\beta}_0^{(-k)}(\mathbf{X}) \hat{f}_0^{(-k)}(Y_1 \mid 0, \mathbf{X})} - \frac{\beta_1^*(\mathbf{X}) f_1^*(Y_1 \mid 0, \mathbf{X})}{\beta_0^*(\mathbf{X}) f_0^*(Y_1 \mid 0, \mathbf{X})} \right\}^2 \mid A = 0 \right] \\
& \lesssim \|\hat{f}_0^{(-k)}(Y_1 \mid 0, \mathbf{X}) - f_0^*(Y_1 \mid 0, \mathbf{X})\|_{P,2}^2 + \|\hat{\beta}_0^{(-k)}(\mathbf{X}) - \beta_0^*(\mathbf{X})\|_{P,2}^2 \\
& \quad + \|\hat{f}_1^{(-k)}(Y_1 \mid 0, \mathbf{X}) - f_1^*(Y_1 \mid 0, \mathbf{X})\|_{P,2}^2 + \|\hat{\beta}_1^{(-k)}(\mathbf{X}) - \beta_1^*(\mathbf{X})\|_{P,2}^2
\end{aligned}$$

Note that the fifth line holds from the following result:

$$\begin{aligned}
& \int_{\mathcal{S}_0(1)} \left\{ \hat{R}^{(-k)}(y, 1, \mathbf{X}) - R^*(y, 1, \mathbf{X}) \right\}^2 f_0^*(y \mid 1, \mathbf{X}) dy \\
& = \int_{\mathcal{S}_0(1)} \left\{ \frac{\hat{\beta}_1^{(-k)}(\mathbf{X}) \hat{f}_1^{(-k)}(y \mid 0, \mathbf{X})}{\hat{\beta}_0^{(-k)}(\mathbf{X}) \hat{f}_0^{(-k)}(y \mid 0, \mathbf{X})} - \frac{\beta_1^*(\mathbf{X}) f_1^*(y \mid 0, \mathbf{X})}{\beta_0^*(\mathbf{X}) f_0^*(y \mid 0, \mathbf{X})} \right\}^2 f_0^*(y \mid 1, \mathbf{X}) dy \\
& = \int_{\mathcal{S}_0(1) \cap \mathcal{S}_1(0)} \left\{ \frac{\hat{\beta}_1^{(-k)}(\mathbf{X}) \hat{f}_1^{(-k)}(y \mid 0, \mathbf{X})}{\hat{\beta}_0^{(-k)}(\mathbf{X}) \hat{f}_0^{(-k)}(y \mid 0, \mathbf{X})} - \frac{\beta_1^*(\mathbf{X}) f_1^*(y \mid 0, \mathbf{X})}{\beta_0^*(\mathbf{X}) f_0^*(y \mid 0, \mathbf{X})} \right\}^2 f_0^*(y \mid 1, \mathbf{X}) dy \\
& \leq \int_{\mathcal{S}_1(0)} \frac{f_0^*(y \mid 1, \mathbf{X})}{f_1^*(y \mid 0, \mathbf{X})} \left\{ \frac{\hat{\beta}_1^{(-k)}(\mathbf{X}) \hat{f}_1^{(-k)}(y \mid 0, \mathbf{X})}{\hat{\beta}_0^{(-k)}(\mathbf{X}) \hat{f}_0^{(-k)}(y \mid 0, \mathbf{X})} - \frac{\beta_1^*(\mathbf{X}) f_1^*(y \mid 0, \mathbf{X})}{\beta_0^*(\mathbf{X}) f_0^*(y \mid 0, \mathbf{X})} \right\}^2 f_1^*(y \mid 0, \mathbf{X}) dy \\
& \lesssim \int_{\mathcal{S}_1(0)} \left\{ \frac{\hat{\beta}_1^{(-k)}(\mathbf{X}) \hat{f}_1^{(-k)}(y \mid 0, \mathbf{X})}{\hat{\beta}_0^{(-k)}(\mathbf{X}) \hat{f}_0^{(-k)}(y \mid 0, \mathbf{X})} - \frac{\beta_1^*(\mathbf{X}) f_1^*(y \mid 0, \mathbf{X})}{\beta_0^*(\mathbf{X}) f_0^*(y \mid 0, \mathbf{X})} \right\}^2 f_1^*(y \mid 0, \mathbf{X}) dy.
\end{aligned}$$

The third line holds from  $\mathcal{S}_1(0) = \text{supp}\{\hat{f}_1^{(-k)}(y | 0, \mathbf{X})\} = \text{supp}\{f_1^*(y | 0, \mathbf{X})\}$ .

Substituting  $AR^*(y, 1, x)$  with  $(1 - A)R^*(y, 0, x)$ , we obtain the similar result:

$$\begin{aligned}
& \mathbb{E}^{(-k)} \left[ (1 - A)^2 \left\{ \hat{R}^{(-k)}(Y_0, A, \mathbf{X}) - r(Y_0, A, \mathbf{X}) \right\}^2 \left\| \Omega(Y_0, \mathbf{X}; \boldsymbol{\theta}) - 0.5 \{ \mu_\Omega^*(\mathbf{X}; \boldsymbol{\theta}) + \hat{\mu}_\Omega^{(-k)}(\mathbf{X}; \boldsymbol{\theta}) \} \right\|_2^2 \right] \\
& \lesssim \mathbb{E}^{(-k)} \left[ (1 - A) \underbrace{\left\| \Omega(Y_0, \mathbf{X}; \boldsymbol{\theta}) - 0.5 \{ \mu_\Omega^*(\mathbf{X}; \boldsymbol{\theta}) + \hat{\mu}_\Omega^{(-k)}(\mathbf{X}; \boldsymbol{\theta}) \} \right\|_2^2}_{\leq C \text{ over } Y_0 \in \mathcal{S}_0(0)} \left\{ \hat{R}^{(-k)}(Y_0, 0, \mathbf{X}) - R^*(Y_0, 0, \mathbf{X}) \right\}^2 \right] \\
& \lesssim \mathbb{E}^{(-k)} \left[ \Pr(A = 0 | \mathbf{X}) \mathbb{E}^{(-k)} \left[ \left\{ \hat{R}^{(-k)}(Y_0, 0, \mathbf{X}) - R^*(Y_0, 0, \mathbf{X}) \right\}^2 \middle| A = 0, \mathbf{X} \right] \middle| \mathbf{X} \right] \\
& \lesssim \mathbb{E}^{(-k)} \left[ \Pr(A = 0 | \mathbf{X}) \int_{\mathcal{S}_0(0)} \left\{ \hat{R}^{(-k)}(y, 0, \mathbf{X}) - R^*(y, 0, \mathbf{X}) \right\}^2 f_0^*(y | 0, \mathbf{X}) dy \middle| \mathbf{X} \right] \\
& \lesssim \mathbb{E}^{(-k)} \left[ \left\{ \frac{\hat{\alpha}_1^{(-k)}(y, \mathbf{X}) \hat{\beta}_1^{(-k)}(\mathbf{X}) \hat{f}_1^{(-k)}(y | 0, \mathbf{X})}{\hat{f}_0^{(-k)}(y | 0, \mathbf{X})} - \frac{\alpha_1^*(y, \mathbf{X}) \beta_1^*(\mathbf{X}) f_1^*(y | 0, \mathbf{X})}{f_0^*(y | 0, \mathbf{X})} \right\}^2 \middle| A = 0 \right] \\
& \lesssim \|\hat{f}_0^{(-k)}(Y_1 | 0, \mathbf{X}) - f_0^*(Y_1 | 0, \mathbf{X})\|_{P,2}^2 + \|\hat{\alpha}_1^{(-k)}(Y_1, \mathbf{X}) - \alpha_1^*(Y_1, \mathbf{X})\|_{P,2}^2 \\
& \quad + \|\hat{f}_1^{(-k)}(Y_1 | 0, \mathbf{X}) - f_1^*(Y_1 | 0, \mathbf{X})\|_{P,2}^2 + \|\hat{\beta}_1^{(-k)}(\mathbf{X}) - \beta_1^*(\mathbf{X})\|_{P,2}^2
\end{aligned}$$

Note that the fifth line holds from the following result:

$$\begin{aligned}
& \int_{\mathcal{S}_0(0)} \left\{ \hat{R}^{(-k)}(y, 0, \mathbf{X}) - R^*(y, 0, \mathbf{X}) \right\}^2 f_0^*(y | 0, \mathbf{X}) dy \\
& = \int_{\mathcal{S}_0(0)} \left\{ \frac{\hat{\beta}_1^{(-k)}(\mathbf{X}) \hat{\alpha}_1^{(-k)}(y, \mathbf{X}) \hat{f}_1^{(-k)}(y | 0, \mathbf{X})}{\hat{f}_0^{(-k)}(y | 0, \mathbf{X})} - \frac{\beta_1^*(\mathbf{X}) \alpha_1^*(y, \mathbf{X}) f_1^*(y | 0, \mathbf{X})}{f_0^*(y | 0, \mathbf{X})} \right\}^2 f_0^*(y | 0, \mathbf{X}) dy \\
& = \int_{\mathcal{S}_0(0) \cap \mathcal{S}_1(0)} \left\{ \frac{\hat{\beta}_1^{(-k)}(\mathbf{X}) \hat{\alpha}_1^{(-k)}(y, \mathbf{X}) \hat{f}_1^{(-k)}(y | 0, \mathbf{X})}{\hat{f}_0^{(-k)}(y | 0, \mathbf{X})} - \frac{\beta_1^*(\mathbf{X}) \alpha_1^*(y, \mathbf{X}) f_1^*(y | 0, \mathbf{X})}{f_0^*(y | 0, \mathbf{X})} \right\}^2 f_0^*(y | 0, \mathbf{X}) dy \\
& \leq \int_{\mathcal{S}_1(0)} \frac{f_0^*(y | 0, \mathbf{X})}{f_1^*(y | 0, \mathbf{X})} \left\{ \frac{\hat{\beta}_1^{(-k)}(\mathbf{X}) \hat{\alpha}_1^{(-k)}(y, \mathbf{X}) \hat{f}_1^{(-k)}(y | 0, \mathbf{X})}{\hat{f}_0^{(-k)}(y | 0, \mathbf{X})} - \frac{\beta_1^*(\mathbf{X}) \alpha_1^*(y, \mathbf{X}) f_1^*(y | 0, \mathbf{X})}{f_0^*(y | 0, \mathbf{X})} \right\}^2 f_1^*(y | 0, \mathbf{X}) dy \\
& \lesssim \int_{\mathcal{S}_1(0)} \left\{ \frac{\hat{\beta}_1^{(-k)}(\mathbf{X}) \hat{\alpha}_1^{(-k)}(y, \mathbf{X}) \hat{f}_1^{(-k)}(y | 0, \mathbf{X})}{\hat{f}_0^{(-k)}(y | 0, \mathbf{X})} - \frac{\beta_1^*(\mathbf{X}) \alpha_1^*(y, \mathbf{X}) f_1^*(y | 0, \mathbf{X})}{f_0^*(y | 0, \mathbf{X})} \right\}^2 f_1^*(y | 0, \mathbf{X}) dy
\end{aligned}$$

(S5) Using (34), we obtain

$$\begin{aligned}
& \mathbb{E}^{(-k)} \left[ A^2 \left\{ \hat{R}^{(-k)}(Y_0, A, \mathbf{X}) + R^*(Y_0, A, \mathbf{X}) \right\}^2 \left\| \mu_\Omega^*(\mathbf{X}; \boldsymbol{\theta}) - \hat{\mu}_\Omega^{(-k)}(\mathbf{X}; \boldsymbol{\theta}) \right\|_2^2 \right] \\
& \lesssim \|\alpha_1^*(Y_1, \mathbf{X}) - \hat{\alpha}_1^{(-k)}(Y_1, \mathbf{X})\|_{P,2}^2 + \|f_1^*(Y_1 | 0, \mathbf{X}) - \hat{f}_1^{(-k)}(Y_1 | 0, \mathbf{X})\|_{P,2}^2.
\end{aligned}$$

Similar result holds for  $(1 - A)^2 \{ \widehat{R}^{(-k)}(Y_0, A, \mathbf{X}) + R^*(Y_0, A, \mathbf{X}) \}^2 \|\mu_\Omega^*(\mathbf{X}; \boldsymbol{\theta}) - \widehat{\mu}_\Omega^{(-k)}(\mathbf{X}; \boldsymbol{\theta})\|_2^2$ :

$$\begin{aligned} & \mathbb{E}^{(-k)} \left[ (1 - A)^2 \{ \widehat{R}^{(-k)}(Y_0, A, \mathbf{X}) + R^*(Y_0, A, \mathbf{X}) \}^2 \|\mu_\Omega^*(\mathbf{X}; \boldsymbol{\theta}) - \widehat{\mu}_\Omega^{(-k)}(\mathbf{X}; \boldsymbol{\theta})\|_2^2 \right] \\ & \lesssim \|\alpha_1^*(Y_1, \mathbf{X}) - \widehat{\alpha}_1^{(-k)}(Y_1, \mathbf{X})\|_{P,2}^2 + \|f_1^*(Y_1 | 0, \mathbf{X}) - \widehat{f}_1^{(-k)}(Y_1 | 0, \mathbf{X})\|_{P,2}^2 . \end{aligned}$$

Combining the result, we find

$$\begin{aligned} & \text{Var}^{(-k)} \{ (45) \} \\ & \leq \mathbb{E}^{(-k)} \left[ \|\widehat{\Omega}_{\text{Eff}}^{(-k)}(\mathbf{O}; \boldsymbol{\theta}) - \Omega_{\text{Eff}}^*(\mathbf{O}; \boldsymbol{\theta})\|_2^2 \right] \\ & \lesssim \|\widehat{\alpha}_1^{(-k)} - \alpha_1^*\|_{P,2}^2 + \|\widehat{\beta}_0^{(-k)} - \beta_0^*\|_{P,2}^2 + \|\widehat{\beta}_1^{(-k)} - \beta_1^*\|_{P,2}^2 + \|\widehat{f}_0^{(-k)} - f_0^*\|_{P,2}^2 + \|\widehat{f}_1^{(-k)} - f_1^*\|_{P,2}^2 . \end{aligned} \tag{51}$$

Therefore, under the assumptions,  $\text{Var}^{(-k)} \{ (45) \} = o_P(1)$ , indicating (45) is  $o_P(1)$ .

## Consistent Variance Estimation

The proposed variance estimator is

$$\widehat{\sigma}_0^2 = \frac{1}{K} \sum_{k=1}^K \widehat{\sigma}_0^{2,(k)} , \quad \widehat{\sigma}_0^{2,(k)} = \mathbb{P}_{\mathcal{I}_k} \left[ \left\{ \frac{\widehat{\psi}_0^{(-k)} - A\widehat{\tau}_0}{\mathbb{P}(A)} \right\}^2 \right] ,$$

where  $\widehat{\psi}_0^{(-k)}$  is defined in (40). Therefore, it suffices to show that  $\widehat{\sigma}_0^{2,(k)} - \sigma_0^2 = o_P(1)$ , which is represented as follows:

$$\begin{aligned} \widehat{\sigma}_0^{2,(k)} - \sigma_0^2 &= \mathbb{P}_{\mathcal{I}_k} \left[ \left\{ \frac{\widehat{\psi}_0^{(-k)} - A\widehat{\tau}_0}{\mathbb{P}(A)} \right\}^2 \right] - \sigma_0^2 \\ &= \{ \mathbb{P}(A) \}^{-2} \mathbb{P}_{\mathcal{I}_k} \left[ \{ \widehat{\psi}_0^{(-k)} - A\widehat{\tau}_0 \}^2 \right] - \sigma_0^2 \\ &= \{ \Pr(A = 1) \}^{-2} \mathbb{P}_{\mathcal{I}_k} \left[ \{ \widehat{\psi}_0^{(-k)} - A\widehat{\tau}_0 \}^2 \right] - \sigma_0^2 + o_P(1) \\ &= \{ \Pr(A = 1) \}^{-2} \left[ \mathbb{P}_{\mathcal{I}_k} \left[ \{ \widehat{\psi}_0^{(-k)} - A\widehat{\tau}_0 \}^2 \right] - \mathbb{P}_{\mathcal{I}_k} \left\{ (\psi_0^* - A\tau_0^*)^2 \right\} \right] \\ &\quad + \left[ \{ \Pr(A = 1) \}^{-2} \mathbb{P}_{\mathcal{I}_k} \left\{ (\psi_0^* - A\tau_0^*)^2 \right\} - \sigma_0^2 \right] + o_P(1) \\ &= \{ \Pr(A = 1) \}^{-2} \left[ \mathbb{P}_{\mathcal{I}_k} \left[ \{ \widehat{\psi}_0^{(-k)} - A\widehat{\tau}_0 \}^2 \right] - \mathbb{P}_{\mathcal{I}_k} \left\{ (\psi_0^* - A\tau_0^*)^2 \right\} \right] + o_P(1) . \end{aligned} \tag{52}$$

The third and fifth lines hold from the law of large numbers. Therefore, it is sufficient to show that (52) is also  $o_P(1)$ . From some algebra, we find the term in (52) is

$$\begin{aligned}
& \frac{1}{|\mathcal{I}_k|} \sum_{i \in \mathcal{I}_k} \left[ \{\widehat{\psi}_{0,i}^{(-k)} - A\widehat{\tau}_0\}^2 - \{\psi_{0,i}^* - A\tau_0^*\}^2 \right] \\
&= \frac{1}{|\mathcal{I}_k|} \sum_{i \in \mathcal{I}_k} \left[ \left[ \{\widehat{\psi}_{0,i}^{(-k)} - A\widehat{\tau}_0\} - \{\psi_{0,i}^* - A\tau_0^*\} \right] \right. \\
&\quad \left. \times \left[ \{\widehat{\psi}_{0,i}^{(-k)} - A\widehat{\tau}_0\} + \{\psi_{0,i}^* - A\tau_0^*\} \right] \right] \\
&= \frac{1}{|\mathcal{I}_k|} \sum_{i \in \mathcal{I}_k} \left[ \left[ \{\widehat{\psi}_{0,i}^{(-k)} - A\widehat{\tau}_0\} - \{\psi_{0,i}^* - A\tau_0^*\} \right] \right. \\
&\quad \left. \times \left[ \{\widehat{\psi}_{0,i}^{(-k)} - A\widehat{\tau}_0\} - (\psi_{0,i}^* - A\tau_0^*) + 2(\psi_{0,i}^* - A\tau_0^*) \right] \right] \\
&= \frac{1}{|\mathcal{I}_k|} \sum_{i \in \mathcal{I}_k} \left[ \{\widehat{\psi}_{0,i}^{(-k)} - A\widehat{\tau}_0\} - \{\psi_{0,i}^* - A\tau_0^*\} \right]^2 \\
&\quad + \frac{2}{|\mathcal{I}_k|} \sum_{i \in \mathcal{I}_k} \left[ \left[ \{\widehat{\psi}_{0,i}^{(-k)} - A\widehat{\tau}_0\} - \{\psi_{0,i}^* - A\tau_0^*\} \right] \{\psi_{0,i}^* - A\tau_0^*\} \right].
\end{aligned}$$

Let  $\widehat{\Delta}_i^{(-k)} = \{\widehat{\psi}_{0,i}^{(-k)} - A\widehat{\tau}_0\} - \{\psi_{0,i}^* - A\tau_0^*\}$ . From the Hölder's inequality, we find the absolute value of (52) is upper bounded by

$$\| (52) \| \lesssim \mathbb{P}_{\mathcal{I}_k} \left[ \{\widehat{\Delta}^{(-k)}\}^2 \right] + 2\mathbb{P}_{\mathcal{I}_k} \left[ \{\widehat{\Delta}^{(-k)}\}^2 \right] \cdot \mathbb{P}_{\mathcal{I}_k} \left\{ (\psi_0^* - A\tau_0^*)^2 \right\}.$$

Since  $\mathbb{P}_{\mathcal{I}_k} \left\{ (\psi_0^* - A\tau_0^*)^2 \right\} = \Pr(A=1)^2 \sigma_0^2 + o_P(1) = O_P(1)$ , (52) is  $o_P(1)$  if  $\mathbb{P}_{\mathcal{I}_k} \left[ \{\widehat{\Delta}^{(-k)}\}^2 \right] = o_P(1)$ .

From some algebra, we find

$$\begin{aligned}
\mathbb{P}_{\mathcal{I}_k} \left[ \{\widehat{\Delta}^{(-k)}\}^2 \right] &\leq \frac{2}{|\mathcal{I}_k|} \sum_{i \in \mathcal{I}_k} \left\{ \widehat{\psi}_{0,i}^{(-k)} - \psi_{0,i}^* \right\}^2 + 2(\widehat{\tau}_0 - \tau_0^*)^2 \\
&= \mathbb{E}^{(-k)} \left[ \left\{ \widehat{\psi}_0^{(-k)} - \psi_0^* \right\}^2 \right] + o_P(1) + 2(\widehat{\tau}_0 - \tau_0^*)^2 \\
&= o_P(1).
\end{aligned}$$

The first line holds from  $(\ell_1 + A\ell_2)^2 \leq 2\ell_1^2 + 2\ell_2^2$ . The second line holds from the law of large numbers applied to  $\left\{ \widehat{\psi}_0^{(-k)} - \psi_0^* \right\}^2$ . The last line holds from (51) and  $\widehat{\tau}_0 = \tau_0^* + o_P(1)$ , which is from the asymptotic normality of the estimator. This concludes the proof.

## C.4 Proof of Corollary 4.3

The proposed estimator  $\hat{\tau}$  has an asymptotic representation given by

$$\sqrt{N}(\hat{\tau} - \tau^*) = \sqrt{N} \left[ \left\{ \frac{\mathbb{P}(AY_1)}{\mathbb{P}(A)} - \tau_1^* \right\} - (\hat{\tau}_0 - \tau_0^*) \right].$$

We find

$$\begin{aligned} \sqrt{N} \left\{ \frac{\mathbb{P}(AY_1)}{\mathbb{P}(A)} - \tau_1^* \right\} &= \sqrt{N} \left\{ \frac{\mathbb{P}(AY_1)}{\mathbb{P}(A)} - \frac{\mathbb{P}(A)\tau_1^*}{\mathbb{P}(A)} \right\} \\ &= \sqrt{N} \sum_{i=1}^N \frac{A_i Y_{1,i} - A_i \tau_1^*}{\Pr(A=1)} + \underbrace{\left\{ \frac{\Pr(A=1)}{\mathbb{P}(A)} - 1 \right\}}_{o_P(1)} \underbrace{\left\{ \sqrt{N} \sum_{i=1}^N \frac{A_i Y_{1,i} - A_i \tau_1^*}{\Pr(A=1)} \right\}}_{O_P(1)} \\ &= \sqrt{N} \sum_{i=1}^N \frac{A_i Y_{1,i} - A_i \tau_1^*}{\Pr(A=1)} + o_P(1), \end{aligned}$$

where the last line holds from  $\Pr(A=1)/\mathbb{P}(A) = 1 + o_P(1)$  and the central limit theorem. Combined with the main result in (39), we obtain

$$\sqrt{N}(\hat{\tau} - \tau^*) = \frac{1}{\sqrt{N}} \sum_{i=1}^N \left\{ \frac{A_i Y_{1,i} - A_i \tau_1^*}{\Pr(A=1)} - \text{IF}^*(\mathbf{O}_i) \right\} + o_P(1).$$

Therefore, the asymptotic normality of  $\hat{\tau}$  is established with the central limit theorem.

The variance estimate is

$$\hat{\sigma}^2 = \frac{1}{K} \sum_{k=1}^K \hat{\sigma}^{2,(k)}, \quad \hat{\sigma}^{2,(k)} = \mathbb{P}_{\mathcal{I}_k} \left[ \left\{ \frac{\hat{\psi}^{(-k)} - A\hat{\tau}}{\mathbb{P}(A)} \right\}^2 \right].$$

where  $\hat{\psi}^{(-k)}$  is

$$\hat{\psi}^{(-k)} = AY_1 - \left[ \hat{\beta}_1^{(-k)}(\mathbf{X}) \hat{\alpha}_1^{(-k)}(Y_1, \mathbf{X})(1-A) \{Y_1 - \hat{\mu}^{(-k)}(\mathbf{X})\} + A \hat{\mu}^{(-k)}(\mathbf{X}) \right. \\ \left. + (2A-1) \hat{R}^{(-k)}(Y_0, A, \mathbf{X}) \{Y_0 - \hat{\mu}^{(-k)}(\mathbf{X})\} \right].$$

The consistency of  $\hat{\sigma}^2$  can be established from a similar manner to the last part of the proof of Theorem 4.2.

## C.5 Proof of Theorem 5.1

The proof is similar to the proof of 4.1 in Section C.2. In the parametric submodel at  $\eta$ , we obtain

$$\begin{aligned} \Omega_{\text{Eff}}(\mathbf{O}; \boldsymbol{\theta}, \eta) &= \underbrace{(1 - A)\beta_1(\mathbf{X}; \eta)\alpha_1(Y_1, \mathbf{X}; \eta)\{\Omega(Y_1, \mathbf{X}; \boldsymbol{\theta}) - \mu_\Omega(\mathbf{X}; \boldsymbol{\theta}, \eta)\} + A\mu_\Omega(\mathbf{X}; \boldsymbol{\theta}, \eta)}_{=:\Omega_{\text{DR}}(\mathbf{O}_1; \boldsymbol{\theta}, \eta)} \\ &\quad + \underbrace{(2A - 1)\beta_1(\mathbf{X}; \eta)\alpha_1(Y_1, \mathbf{X}; \eta)\frac{f_{1A|X}(Y_0, 0 | \mathbf{X}; \eta)}{f_{0A|X}(Y_0, A | \mathbf{X}; \eta)}\{\Omega(Y_1, \mathbf{X}; \boldsymbol{\theta}) - \mu_\Omega(\mathbf{X}; \boldsymbol{\theta}, \eta)\}}_{=:\Omega_{\text{Aug}}(\mathbf{O}_0; \boldsymbol{\theta}, \eta)} . \end{aligned}$$

Let the Jacobian matrices of  $\mu_\Omega(\mathbf{X}; \boldsymbol{\theta}, \eta)$  is given as

$$\begin{aligned} \nabla_{\boldsymbol{\theta}}\mu_\Omega(\mathbf{X}; \boldsymbol{\theta}, \eta) &= \nabla_{\boldsymbol{\theta}}\mathbb{E}^{(\eta)}\{\Omega(Y_1^{(0)}, \mathbf{X}; \boldsymbol{\theta}) \mid A = 1, \mathbf{X}\} = \left[ \frac{\partial \mu_{\Omega, i}(\boldsymbol{\theta})}{\partial \theta_j} \right]_{i,j} \in \mathbb{R}^{p \times p} , \\ \nabla_{\eta}\mu_\Omega(\mathbf{X}; \boldsymbol{\theta}, \eta) &= \nabla_{\eta}\mathbb{E}^{(\eta)}\{\Omega(Y_1^{(0)}, \mathbf{X}; \boldsymbol{\theta}) \mid A = 1, \mathbf{X}\} = \left[ \frac{\partial \mu_{\Omega, 1}(\boldsymbol{\theta})}{\partial \eta} , \dots , \frac{\partial \mu_{\Omega, p}(\boldsymbol{\theta})}{\partial \eta} \right]^\top \in \mathbb{R}^{p \times 1} . \end{aligned}$$

Let  $\boldsymbol{\theta}(\eta)$  be the solution to the moment equation:

$$0 = \mathbb{E}^{(\eta)}\{\Omega_{\text{Eff}}(\mathbf{O}; \boldsymbol{\theta}(\eta), \eta)\} . \quad (53)$$

We take the derivative of the moment equation (53) at  $\eta$ , which yields

$$\begin{aligned}
0 &= \frac{\partial}{\partial \eta} \mathbb{E}^{(\eta)} \left\{ \Omega_{\text{Eff}}(\mathbf{O}_1; \boldsymbol{\theta}(\eta), \eta) \right\} \\
&= \mathbb{E}^{(\eta)} \left\{ s_1(\mathbf{O}_1; \eta) \Omega_{\text{DR}}(\mathbf{O}_1; \boldsymbol{\theta}(\eta), \eta) \right\} \\
&\quad + \mathbb{E}^{(\eta)} \left[ (1-A) s_\alpha(Y_1, \mathbf{X}; \eta) \beta_1(\mathbf{X}; \eta) \alpha_1(Y_1, \mathbf{X}; \eta) \{ \Omega(Y_1, \mathbf{X}; \boldsymbol{\theta}(\eta)) - \mu_\Omega(\mathbf{X}; \boldsymbol{\theta}(\eta), \eta) \} \right] \\
&\quad + \underbrace{\mathbb{E}^{(\eta)} \left[ (1-A) s_\beta(\mathbf{X}; \eta) \beta_1(\mathbf{X}; \eta) \alpha_1(Y_1, \mathbf{X}; \eta) \{ \Omega(Y_1, \mathbf{X}; \boldsymbol{\theta}(\eta)) - \mu_\Omega(\mathbf{X}; \boldsymbol{\theta}(\eta), \eta) \} \right]}_{=0} \\
&\quad + \underbrace{\nabla_\eta \mathbb{E}^{(\eta)} \left[ \{ (1-A) \beta_1(\mathbf{X}; \eta) \alpha_1(Y_1, \mathbf{X}; \eta) - A \} \mu_\Omega(\mathbf{X}; \boldsymbol{\theta}(\eta), \eta) \right]}_{=0} \\
&\quad + \nabla_\theta^\top \mathbb{E}^{(\eta)} \left[ (1-A) \beta_1(\mathbf{X}; \eta) \alpha_1(Y_1, \mathbf{X}; \eta) \Omega(Y_1, \mathbf{X}; \boldsymbol{\theta}(\eta)) \right] \frac{\partial \boldsymbol{\theta}(\eta)}{\partial \eta} \\
&\quad + \underbrace{\nabla_\theta^\top \mathbb{E}^{(\eta)} \left[ \{ (1-A) \beta_1(\mathbf{X}; \eta) \alpha_1(Y_1, \mathbf{X}; \eta) - A \} \mu_\Omega(\mathbf{X}; \boldsymbol{\theta}(\eta), \eta) \right]}_{=0} \frac{\partial \boldsymbol{\theta}(\eta)}{\partial \eta} \\
&= \mathbb{E}^{(\eta)} \left\{ s_1(\mathbf{O}_1; \eta) \Omega_{\text{DR}}(\mathbf{O}_1; \boldsymbol{\theta}(\eta), \eta) \right\} \\
&\quad + \mathbb{E}^{(\eta)} \left[ (1-A) s_\alpha(Y_1, \mathbf{X}; \eta) \beta_1(\mathbf{X}; \eta) \alpha_1(Y_1, \mathbf{X}; \eta) \{ \Omega(Y_1, \mathbf{X}; \boldsymbol{\theta}(\eta)) - \mu_\Omega(\mathbf{X}; \boldsymbol{\theta}(\eta), \eta) \} \right] \\
&\quad + \nabla_\theta^\top \mathbb{E}^{(\eta)} \left[ (1-A) \beta_1(\mathbf{X}; \eta) \alpha_1(Y_1, \mathbf{X}; \eta) \Omega(Y_1, \mathbf{X}; \boldsymbol{\theta}(\eta)) \right] \frac{\partial \boldsymbol{\theta}(\eta)}{\partial \eta} .
\end{aligned}$$

The underbraced terms are zero, which are shown in (30). Therefore, we obtain

$$\begin{aligned}
\frac{\partial \boldsymbol{\theta}(\eta)}{\partial \eta} &= - \left[ \underbrace{\nabla_\theta^\top \mathbb{E}^{(\eta)} \left[ (1-A) \beta_1(\mathbf{X}; \eta) \alpha_1(Y_1, \mathbf{X}; \eta) \Omega(Y_1, \mathbf{X}; \boldsymbol{\theta}(\eta)) \right]}_{=: V_{\text{Eff}}(\boldsymbol{\theta}(\eta), \eta)} \right]^{-1} \\
&\quad \times \left[ \begin{aligned} &\mathbb{E}^{(\eta)} \left\{ s_1(\mathbf{O}_1; \eta) \Omega_{\text{DR}}(\mathbf{O}_1; \boldsymbol{\theta}(\eta), \eta) \right\} \\ &+ \mathbb{E}^{(\eta)} \left[ \begin{aligned} &(1-A) s_\alpha(Y_1, \mathbf{X}; \eta) \beta_1(\mathbf{X}; \eta) \alpha_1(Y_1, \mathbf{X}; \eta) \\ &\times \{ \Omega(Y_1, \mathbf{X}; \boldsymbol{\theta}(\eta)) - \mu_\Omega(\mathbf{X}; \boldsymbol{\theta}(\eta), \eta) \} \end{aligned} \right] \end{aligned} \right]
\end{aligned}$$

Recall that the conjectured EIF is given as follows:

$$\text{IF}^*(\mathbf{O}; \boldsymbol{\theta}^*) = - \left\{ V_{\text{Eff}}^*(\boldsymbol{\theta}^*) \right\}^{-1} \Omega_{\text{Eff}}^*(\mathbf{O}; \boldsymbol{\theta}^*)$$

where

$$\begin{aligned}
V_{\text{Eff}}^*(\boldsymbol{\theta}^*) &= \nabla_{\boldsymbol{\theta}}^{\top} \mathbb{E}\{\Omega_{\text{Eff}}(\mathbf{O}; \boldsymbol{\theta})\} \big|_{\boldsymbol{\theta}=\boldsymbol{\theta}^*} \\
&= \nabla_{\boldsymbol{\theta}}^{\top} \mathbb{E}\{A\Omega(Y_1, \mathbf{X}; \boldsymbol{\theta})\} \big|_{\boldsymbol{\theta}=\boldsymbol{\theta}^*} \\
&= \nabla_{\boldsymbol{\theta}}^{\top} \mathbb{E}\{(1-A)\beta_1^*(\mathbf{X})\alpha_1^*(Y_1, \mathbf{X})\Omega(Y_1, \mathbf{X}; \boldsymbol{\theta}^*)\} \big|_{\boldsymbol{\theta}=\boldsymbol{\theta}^*} \\
&= V_{\text{Eff}}(\boldsymbol{\theta}(\eta^*), \eta^*) .
\end{aligned}$$

Recall that the tangent space of the model  $\mathcal{M}_{\text{OREC}}$ , defined in (26), is the entire Hilbert space of mean-zero, square-integrable functions of  $\mathbf{O}$ . Therefore, to show that  $\text{IF}^*$  is the EIF, it suffices to show that  $\boldsymbol{\theta}$  is a differentiable parameter; i.e.,

$$\mathbb{E}\{s_{\mathbf{O}}(\mathbf{O}; \eta^*)\text{IF}^*(\mathbf{O}; \boldsymbol{\theta}^*)\} = \frac{\partial \boldsymbol{\theta}(\eta)}{\partial \eta} \bigg|_{\eta=\eta^*} .$$

Since  $V_{\text{Eff}}^*(\boldsymbol{\theta}^*)$  is included in both hand sides, it is sufficient to show

$$\begin{aligned}
\mathbb{E}\{s_{\mathbf{O}}(\mathbf{O}; \eta^*)\Omega_{\text{Eff}}^*(\mathbf{O}; \boldsymbol{\theta}^*)\} &= \mathbb{E}\{s_1(\mathbf{O}_1; \eta^*)\Omega_{\text{DR}}^*(\mathbf{O}_1; \boldsymbol{\theta}^*)\} \\
&\quad + \mathbb{E}\left[(1-A)s_{\alpha}(Y_1, \mathbf{X}; \eta^*)\beta_1^*(\mathbf{X})\alpha_1^*(Y_1, \mathbf{X})\{\Omega(Y_1, \mathbf{X}; \boldsymbol{\theta}^*) - \mu_{\Omega}^*(\mathbf{X}; \boldsymbol{\theta}^*)\}\right] .
\end{aligned}$$

The left hand side is

$$\begin{aligned}
\mathbb{E}\{s_{\mathbf{O}}(\mathbf{O}; \eta^*)\Omega_{\text{Eff}}^*(\mathbf{O}; \boldsymbol{\theta}^*)\} &= \underbrace{\mathbb{E}\{s_{0|1}(Y_0 \mid \mathbf{O}_1; \eta^*)\Omega_{\text{DR}}^*(\mathbf{O}_1; \boldsymbol{\theta}^*)\}}_{=0} + \mathbb{E}\{s_1(\mathbf{O}_1; \eta^*)\Omega_{\text{DR}}^*(\mathbf{O}_1; \boldsymbol{\theta}^*)\} \\
&\quad + \underbrace{\mathbb{E}\{s_{1|0}(Y_1 \mid \mathbf{O}_0; \eta^*)\Omega_{\text{Aug}}^*(\mathbf{O}_0; \boldsymbol{\theta}^*)\}}_{=0} + \mathbb{E}\{s_0(\mathbf{O}_0; \eta^*)\Omega_{\text{Aug}}^*(\mathbf{O}_0; \boldsymbol{\theta}^*)\} \\
&= \mathbb{E}\{s_1(\mathbf{O}_1; \eta^*)\Omega_{\text{DR}}^*(\mathbf{O}_1; \boldsymbol{\theta}^*)\} + \mathbb{E}\{s_0(\mathbf{O}_0; \eta^*)\Omega_{\text{Aug}}^*(\mathbf{O}_0; \boldsymbol{\theta}^*)\} .
\end{aligned}$$

Therefore, it suffices to show

$$\mathbb{E}\left[(1-A)s_{\alpha}(Y_1, \mathbf{X}; \eta^*)\beta_1^*(\mathbf{X})\alpha_1^*(Y_1, \mathbf{X})\{\Omega(Y_1, \mathbf{X}; \boldsymbol{\theta}^*) - \mu_{\Omega}^*(\mathbf{X}; \boldsymbol{\theta}^*)\}\right] = \mathbb{E}\{s_0(\mathbf{O}_0; \eta^*)\Omega_{\text{Aug}}^*(\mathbf{O}_0; \boldsymbol{\theta}^*)\} ,$$

which can be established in the same way as (32). This concludes that  $\boldsymbol{\theta}(\eta)$  is a differentiable

parameter, i.e.,

$$\mathbb{E}\{s_O(\mathbf{O}; \eta^*) \text{IF}^*(\mathbf{O}; \boldsymbol{\theta}^*)\} = \left. \frac{\partial \boldsymbol{\theta}(\eta)}{\partial \eta} \right|_{\eta=\eta^*}.$$

Consequently,  $\text{IF}^*(\mathbf{O}; \boldsymbol{\theta}^*)$  is the EIF of  $\boldsymbol{\theta}^*$  in the model  $\mathcal{M}_{\text{OREC}}$ .

## C.6 Proof of Theorem 5.2

### Consistency of $\hat{\boldsymbol{\theta}}$

Since  $\hat{\boldsymbol{\theta}} = K^{-1} \sum_{k=1}^K \hat{\boldsymbol{\theta}}^{(k)}$ , it suffices to show that  $\hat{\boldsymbol{\theta}}^{(k)} = \boldsymbol{\theta}^* + o_P(1)$ . We will apply Theorem 5.9 of [van der Vaart \(1998\)](#) to  $\hat{\boldsymbol{\theta}}^{(k)}$ , which is given below:

**Theorem C.3** (Theorem 5.9 of [van der Vaart \(1998\)](#)). *Let  $\Psi_n$  be random vector-valued functions and let  $\Psi$  be a fixed vector-valued function of  $\theta$  such that*

$$(C1) \quad \sup_{\theta \in \Theta} \|\Psi_n(\theta) - \Psi(\theta)\| = o_P(1).$$

$$(C2) \quad \text{For every } \epsilon > 0, \inf_{\theta: d(\theta, \theta_0) \geq \epsilon} \|\Psi(\theta)\| > 0 = \|\Psi(\theta_0)\|.$$

$$(C3) \quad \text{An estimator } \hat{\theta}_n \text{ satisfies } \Psi_n(\hat{\theta}_n) = o_P(1).$$

Then,  $\hat{\theta}_n = \theta_0 + o_P(1)$ .

We establish the assumptions of Theorem C.3. From the law of large numbers, we find the following result holds for any  $\boldsymbol{\theta}$ :

$$\mathbb{P}_{\mathcal{I}_k} \left\{ \hat{\Omega}_{\text{Eff}}^{(-k)}(\mathbf{O}; \boldsymbol{\theta}) \right\} - \mathbb{E}^{(-k)} \left\{ \hat{\Omega}_{\text{Eff}}^{(-k)}(\mathbf{O}; \boldsymbol{\theta}) \right\} = o_P \left( |\mathcal{I}_k|^{-1/2} \right).$$

Additionally, from (44), we find

$$\mathbb{E}^{(-k)} \left\{ \hat{\Omega}_{\text{Eff}}^{(-k)}(\mathbf{O}; \boldsymbol{\theta}) \right\} - \mathbb{E}^{(-k)} \left\{ \Omega_{\text{Eff}}^*(\mathbf{O}; \boldsymbol{\theta}) \right\} = o_P \left( |\mathcal{I}_k|^{-1/2} \right).$$

Combining these two results, we find (C1) of Theorem C.3 is satisfied:

$$\mathbb{P}_{\mathcal{I}_k} \left\{ \hat{\Omega}_{\text{Eff}}^{(-k)}(\mathbf{O}; \boldsymbol{\theta}) \right\} - \mathbb{E}^{(-k)} \left\{ \Omega_{\text{Eff}}^*(\mathbf{O}; \boldsymbol{\theta}) \right\} = o_P(1) \text{ for all } \boldsymbol{\theta} \in \Theta.$$

Next, (C2) of Theorem C.3 is already satisfied because it is the same as Regularity condition (R3). Lastly, note that  $\widehat{\boldsymbol{\theta}}^{(k)}$  is the solution satisfying (C3) of Theorem C.3 with  $o_P(N^{-1/2}) = \mathbb{P}_{\mathcal{I}_k} \{ \widehat{\Omega}_{\text{Eff}}^{(-k)}(\mathbf{O}; \widehat{\boldsymbol{\theta}}^{(k)}) \}$ . Therefore, we have  $\widehat{\boldsymbol{\theta}}^{(k)} = \boldsymbol{\theta}^* + o_P(1)$  from Theorem C.3.

### Asymptotic Normality of $\widehat{\boldsymbol{\theta}}$

If we show that  $\widehat{\boldsymbol{\theta}}^{(k)}$  has the asymptotic representation as

$$|\mathcal{I}_k|^{1/2} \{ \widehat{\boldsymbol{\theta}}^{(k)} - \boldsymbol{\theta}^* \} = \frac{1}{|\mathcal{I}_k|^{1/2}} \sum_{i \in \mathcal{I}_k} \text{IF}(\mathbf{O}_i; \boldsymbol{\theta}^*) + o_P(1) , \quad (54)$$

then we establish  $\widehat{\boldsymbol{\theta}} = K^{-1} \sum_{k=1}^K \widehat{\boldsymbol{\theta}}^{(k)}$  has the asymptotic representation as

$$\sqrt{N}(\widehat{\boldsymbol{\theta}} - \boldsymbol{\theta}^*) = \frac{1}{\sqrt{N}} \sum_{i=1}^N \text{IF}^*(\mathbf{O}_i; \boldsymbol{\theta}^*) + o_P(1) .$$

Therefore, the asymptotic normality result holds from the central limit theorem. Thus, we focus on showing that (54) holds.

To show the asymptotic normality, we use Theorem 5.21 of [van der Vaart \(1998\)](#):

**Theorem C.4** (Theorem 5.21 of [van der Vaart \(1998\)](#)). *For each  $\theta$  in an open subset of Euclidean space, let  $x \mapsto \psi_\theta(x)$  be a measurable vector-valued function such that*

$$(C1) \quad \mathbb{G}_n(\psi_{\widehat{\theta}_n}) - \mathbb{G}_n(\psi_{\theta_0}) = o_P(1).$$

$$(C2) \quad \mathbb{E}\{\|\psi_{\theta_0}\|^2\} < \infty \text{ and that the map } \theta \mapsto \mathbb{E}(\psi_\theta) \text{ is differentiable at zero } \theta_0 \text{ with nonsingular derivative matrix } V_{\theta_0}.$$

$$(C3) \quad \mathbb{P}_n \psi_{\widehat{\theta}_n} = o_P(N^{-1/2}).$$

$$(C4) \quad \widehat{\theta}_n = \theta_0 + o_P(1).$$

Then,

$$\sqrt{n}(\widehat{\theta}_n - \theta_0) = -V_{\theta_0}^{-1} \frac{1}{\sqrt{n}} \sum_{i=1}^n \psi_{\theta_0}(X_i) + o_P(1) .$$

We first show that  $\mathbb{E}\{\|\Omega_{\text{Eff}}^*(\mathbf{O}; \widehat{\boldsymbol{\theta}}^{(k)}) - \Omega_{\text{Eff}}^*(\mathbf{O}; \boldsymbol{\theta}^*)\|_2^2\} \lesssim \|\widehat{\boldsymbol{\theta}}^{(k)} - \boldsymbol{\theta}^*\|_2^2 = o_P(1)$ . For given

nuisance functions  $\boldsymbol{\eta}$ , we find

$$\begin{aligned} & \Omega_{\text{Eff}}(\mathbf{O}; \boldsymbol{\theta}_1, \boldsymbol{\eta}) - \Omega_{\text{Eff}}(\mathbf{O}; \boldsymbol{\theta}_2, \boldsymbol{\eta}) \\ &= \begin{bmatrix} (1-A)\beta_1(\mathbf{X})\alpha_1(Y_1, \mathbf{X})\{\Omega(Y_1, \mathbf{X}; \boldsymbol{\theta}_1) - \Omega(Y_1, \mathbf{X}; \boldsymbol{\theta}_2)\} \\ -(1-A)\beta_1(\mathbf{X})\alpha_1(Y_1, \mathbf{X})\{\mu_\Omega(\mathbf{X}; \boldsymbol{\theta}_1, \boldsymbol{\eta}) - \mu_\Omega(\mathbf{X}; \boldsymbol{\theta}_2, \boldsymbol{\eta})\} \\ +A\{\mu_\Omega(\mathbf{X}; \boldsymbol{\theta}_1, \boldsymbol{\eta}) - \mu_\Omega(\mathbf{X}; \boldsymbol{\theta}_2, \boldsymbol{\eta})\} \\ +(2A-1)R(Y_0, A, \mathbf{X})\{\Omega(Y_0, \mathbf{X}; \boldsymbol{\theta}_1) - \Omega(Y_0, \mathbf{X}; \boldsymbol{\theta}_2)\} \\ -(2A-1)R(Y_0, A, \mathbf{X})\{\mu_\Omega(\mathbf{X}; \boldsymbol{\theta}_1, \boldsymbol{\eta}) - \mu_\Omega(\mathbf{X}; \boldsymbol{\theta}_2, \boldsymbol{\eta})\} \end{bmatrix}. \end{aligned} \quad (55)$$

If the nuisance functions are uniformly bounded,  $\|\Omega_{\text{Eff}}(\mathbf{O}; \boldsymbol{\theta}_1, \boldsymbol{\eta}) - \Omega_{\text{Eff}}(\mathbf{O}; \boldsymbol{\theta}_2, \boldsymbol{\eta})\|_2^2$  is represented as

$$\begin{aligned} & \|\Omega_{\text{Eff}}(\mathbf{O}; \boldsymbol{\theta}_1, \boldsymbol{\eta}) - \Omega_{\text{Eff}}(\mathbf{O}; \boldsymbol{\theta}_2, \boldsymbol{\eta})\|_2^2 \\ &= \begin{bmatrix} (1-A)\beta_1(\mathbf{X})\alpha_1(Y_1, \mathbf{X})\|\Omega(Y_1, \mathbf{X}; \boldsymbol{\theta}_1) - \Omega(Y_1, \mathbf{X}; \boldsymbol{\theta}_2)\|_2^2 \\ -(1-A)\beta_1(\mathbf{X})\alpha_1(Y_1, \mathbf{X})\|\mu_\Omega(\mathbf{X}; \boldsymbol{\theta}_1, \boldsymbol{\eta}) - \mu_\Omega(\mathbf{X}; \boldsymbol{\theta}_2, \boldsymbol{\eta})\|_2^2 \\ +A\|\mu_\Omega(\mathbf{X}; \boldsymbol{\theta}_1, \boldsymbol{\eta}) - \mu_\Omega(\mathbf{X}; \boldsymbol{\theta}_2, \boldsymbol{\eta})\|_2^2 \\ +(2A-1)R(Y_0, A, \mathbf{X})\|\Omega(Y_0, \mathbf{X}; \boldsymbol{\theta}_1) - \Omega(Y_0, \mathbf{X}; \boldsymbol{\theta}_2)\|_2^2 \\ -(2A-1)R(Y_0, A, \mathbf{X})\|\mu_\Omega(\mathbf{X}; \boldsymbol{\theta}_1, \boldsymbol{\eta}) - \mu_\Omega(\mathbf{X}; \boldsymbol{\theta}_2, \boldsymbol{\eta})\|_2^2 \end{bmatrix} \\ & \lesssim \begin{bmatrix} (1-A)\beta_1^*(\mathbf{X})\alpha_1^*(Y_1, \mathbf{X})\|\Omega(Y_1, \mathbf{X}; \boldsymbol{\theta}_1) - \Omega(Y_1, \mathbf{X}; \boldsymbol{\theta}_2)\|_2^2 \\ +\|\mu_\Omega(\mathbf{X}; \boldsymbol{\theta}_1, \boldsymbol{\eta}) - \mu_\Omega(\mathbf{X}; \boldsymbol{\theta}_2, \boldsymbol{\eta})\|_2^2 \\ +(1-A)R^*(Y_0, A, \mathbf{X})\|\Omega(Y_0, \mathbf{X}; \boldsymbol{\theta}_1) - \Omega(Y_0, \mathbf{X}; \boldsymbol{\theta}_2)\|_2^2 \\ +AR^*(Y_0, A, \mathbf{X})\|\Omega(Y_0, \mathbf{X}; \boldsymbol{\theta}_1) - \Omega(Y_0, \mathbf{X}; \boldsymbol{\theta}_2)\|_2^2 \end{bmatrix}. \end{aligned} \quad (56)$$

From the Taylor expansion, we find

$$\mu_\Omega(\mathbf{X}; \boldsymbol{\theta}_1, \boldsymbol{\eta}) - \mu_\Omega(\mathbf{X}; \boldsymbol{\theta}_2, \boldsymbol{\eta}) = \mathcal{J}(\mathbf{x}; \boldsymbol{\theta}_2, \boldsymbol{\eta})(\boldsymbol{\theta}_1 - \boldsymbol{\theta}_2) + r_\Omega(\mathbf{x}; \boldsymbol{\theta}_1, \boldsymbol{\theta}_2, \boldsymbol{\eta})(\boldsymbol{\theta}_1 - \boldsymbol{\theta}_2)$$

where  $\mathcal{J}(\mathbf{x}; \boldsymbol{\theta}, \boldsymbol{\eta})$  is the Jacobian matrix  $\nabla_{\boldsymbol{\theta}}^\top \mu_\Omega(\mathbf{X}; \boldsymbol{\theta}; \boldsymbol{\eta})$ , and the remainder  $r_\Omega(\mathbf{x}; \boldsymbol{\theta}_1, \boldsymbol{\theta}_2, \boldsymbol{\eta})$  is uniformly bounded and satisfies  $\lim_{\boldsymbol{\theta}_1 \rightarrow \boldsymbol{\theta}_2} r_\Omega(\mathbf{x}; \boldsymbol{\theta}_1, \boldsymbol{\theta}_2, \boldsymbol{\eta}) = 0$ . This indicates  $\|\mu_\Omega(\mathbf{X}; \boldsymbol{\theta}_1, \boldsymbol{\eta}) - \mu_\Omega(\mathbf{X}; \boldsymbol{\theta}_2, \boldsymbol{\eta})\|_2^2 \leq \omega_1(\mathbf{X}, \boldsymbol{\eta})\|\boldsymbol{\theta}_1 - \boldsymbol{\theta}_2\|_2^2$  for some bounded function  $\omega_1$ . Then, the expectation of

(56) is

$$\begin{aligned}
& \mathbb{E} \left\{ \left\| \Omega_{\text{Eff}}(\mathbf{O}; \boldsymbol{\theta}_1, \boldsymbol{\eta}) - \Omega_{\text{Eff}}(\mathbf{O}; \boldsymbol{\theta}_2, \boldsymbol{\eta}) \right\|_2^2 \right\} \\
& \lesssim \mathbb{E} \left[ \int_{\mathcal{S}_1(0)} \alpha_1^*(y, \mathbf{X}) \left\| \Omega(y, \mathbf{X}; \boldsymbol{\theta}_1, \boldsymbol{\eta}) - \Omega(y, \mathbf{X}; \boldsymbol{\theta}_2, \boldsymbol{\eta}) \right\|_2^2 f_{1|AX}^*(y | 0, \mathbf{X}) dy \right. \\
& \quad \left. + \left\| \mu_{\Omega}(\mathbf{X}; \boldsymbol{\theta}_1, \boldsymbol{\eta}) - \mu_{\Omega}(\mathbf{X}; \boldsymbol{\theta}_2, \boldsymbol{\eta}) \right\|_2^2 \right] \\
& \lesssim \mathbb{E} \left[ \int_{\mathcal{S}_1(0)} \alpha_1^*(y, \mathbf{X}) \left\{ \Omega(y, \mathbf{X}; \boldsymbol{\theta}_1) - \Omega(y, \mathbf{X}; \boldsymbol{\theta}_2) \right\}^2 f_{1|AX}^*(y | 0, \mathbf{X}) dy \right. \\
& \quad \left. + \omega_1(\mathbf{X}, \boldsymbol{\eta}) \left\| \boldsymbol{\theta}_1 - \boldsymbol{\theta}_2 \right\|_2^2 \right] \\
& \lesssim \mathbb{E} \left\{ \omega(\mathbf{X}, \boldsymbol{\eta}^*) + \omega_1(\mathbf{X}, \boldsymbol{\eta}) \right\} \left\| \boldsymbol{\theta}_1 - \boldsymbol{\theta}_2 \right\|_2^2 \\
& \leq C(\boldsymbol{\eta}) \cdot \left\| \boldsymbol{\theta}_1 - \boldsymbol{\theta}_2 \right\|_2^2, \tag{57}
\end{aligned}$$

The first inequality holds from (56), and the second inequality is from the established result above. The third inequality is from Regularity condition (R6). The last line is from the boundedness of  $\omega$  and  $\omega_1$ .

We first show that Condition (C1) of Theorem C.4 is satisfied. From Condition (R5), we find  $\{\Omega_{\text{Eff}}^*(\mathbf{O}; \boldsymbol{\theta}) \mid \boldsymbol{\theta} \in \Theta\}$  is  $P$ -Donsker. Additionally, from (57),  $\mathbb{E} \left\{ \left\| \Omega_{\text{Eff}}^*(\mathbf{O}; \widehat{\boldsymbol{\theta}}^{(k)}) - \Omega_{\text{Eff}}^*(\mathbf{O}; \boldsymbol{\theta}^*) \right\|_2^2 \right\} \lesssim \left\| \widehat{\boldsymbol{\theta}}^{(k)} - \boldsymbol{\theta}^* \right\|_2^2 = o_P(1)$  by taking  $\boldsymbol{\eta}$  as the true nuisance components. Therefore, we obtain  $\mathbb{G}_{\mathcal{I}_k} \left\{ \Omega_{\text{Eff}}^*(\mathbf{O}; \widehat{\boldsymbol{\theta}}^{(k)}) \right\} - \mathbb{G}_{\mathcal{I}_k} \left\{ \Omega_{\text{Eff}}^*(\mathbf{O}; \boldsymbol{\theta}^*) \right\} = o_P(1)$  from Lemma 19.24 of van der Vaart (1998):

**Lemma C.5** (Lemma 19.24 of van der Vaart (1998)). *Suppose that  $\mathcal{F}$  is a  $P$ -Donsker class of measurable functions and  $\widehat{f}_n$  is a sequence of random functions that take their values in  $\mathcal{F}$  such that  $\int (\widehat{f}_n(x) - f_0(x))^2 dP(x)$  converges in probability to 0 for some  $f_0 \in L_2(P)$ . Then,  $\mathbb{G}_n(\widehat{f}_n - f_0) = o_P(1)$  and hence  $\mathbb{G}_n(\widehat{f}_n) \xrightarrow{D} \mathbb{G}_P f_0$ .*

Condition (C2) of Theorem C.4 is implied by Regularity condition (R2) and (R4).

To show (C3), we find

$$\begin{aligned}
0 &= \mathbb{P}_{\mathcal{I}_k} \left\{ \widehat{\Omega}_{\text{Eff}}^{(-k)}(\mathbf{O}; \widehat{\boldsymbol{\theta}}^{(k)}) \right\} \\
&= \mathbb{P}_{\mathcal{I}_k} \left\{ \Omega_{\text{Eff}}^*(\mathbf{O}; \widehat{\boldsymbol{\theta}}^{(k)}) \right\} + \left[ \mathbb{P}_{\mathcal{I}_k} \left\{ \widehat{\Omega}_{\text{Eff}}^{(-k)}(\mathbf{O}; \widehat{\boldsymbol{\theta}}^{(k)}) \right\} - \mathbb{P}_{\mathcal{I}_k} \left\{ \Omega_{\text{Eff}}^*(\mathbf{O}; \widehat{\boldsymbol{\theta}}^{(k)}) \right\} \right].
\end{aligned}$$

For each  $\boldsymbol{\theta}$ , we find

$$\begin{aligned}
& |\mathcal{I}_k|^{1/2} \left[ \mathbb{P}_{\mathcal{I}_k} \{ \widehat{\Omega}_{\text{Eff}}^{(-k)}(\mathbf{O}; \boldsymbol{\theta}) \} - \mathbb{P}_{\mathcal{I}_k} \{ \Omega_{\text{Eff}}^*(\mathbf{O}; \boldsymbol{\theta}) \} \right] \\
&= \frac{1}{|\mathcal{I}_k|^{1/2}} \sum_{i \in \mathcal{I}_k} \left\{ \widehat{\Omega}_{\text{Eff}}^{(-k)}(\mathbf{O}; \boldsymbol{\theta}) - \Omega_{\text{Eff}}^*(\mathbf{O}; \boldsymbol{\theta}) \right\} \\
&= \frac{1}{|\mathcal{I}_k|^{1/2}} \sum_{i \in \mathcal{I}_k} \left\{ \widehat{\Omega}_{\text{Eff}}^{(-k)}(\mathbf{O}; \boldsymbol{\theta}) - \Omega_{\text{Eff}}^*(\mathbf{O}; \boldsymbol{\theta}) - \mathbb{E}^{(-k)} \{ \widehat{\Omega}_{\text{Eff}}^{(-k)}(\mathbf{O}; \boldsymbol{\theta}) \} + \mathbb{E}^{(-k)} \{ \Omega_{\text{Eff}}^*(\mathbf{O}; \boldsymbol{\theta}) \} \right\} \\
&\quad + |\mathcal{I}_k|^{1/2} \left[ \mathbb{E}^{(-k)} \{ \widehat{\Omega}_{\text{Eff}}^{(-k)}(\mathbf{O}; \boldsymbol{\theta}) \} - \mathbb{E}^{(-k)} \{ \Omega_{\text{Eff}}^*(\mathbf{O}; \boldsymbol{\theta}) \} \right] \\
&= o_P(1) ,
\end{aligned}$$

where the last asymptotic result holds from (44) and (45). Combining the last two results, we establish  $\mathbb{P}_{\mathcal{I}_k} \{ \Omega_{\text{Eff}}^*(\mathbf{O}; \widehat{\boldsymbol{\theta}}^{(k)}) \} = o_P(|\mathcal{I}_k|^{-1/2})$ , satisfying (C3) of Theorem C.4.

Condition (C4) is established from Theorem C.3.

Since all conditions are met, the estimator  $\widehat{\boldsymbol{\theta}}^{(k)}$  has the asymptotic representation

$$\begin{aligned}
|\mathcal{I}_k|^{1/2} \{ \widehat{\boldsymbol{\theta}}^{(k)} - \boldsymbol{\theta}^* \} &= \frac{1}{|\mathcal{I}_k|^{1/2}} \sum_{i \in \mathcal{I}_k} -\{V_{\text{Eff}}^*(\boldsymbol{\theta}^*)\}^{-1} \Omega_{\text{Eff}}^*(\mathbf{O}_i; \boldsymbol{\theta}^*) + o_P(1) \\
&= \frac{1}{|\mathcal{I}_k|^{1/2}} \sum_{i \in \mathcal{I}_k} \text{IF}^*(\mathbf{O}_i; \boldsymbol{\theta}^*) + o_P(1) .
\end{aligned}$$

Here, we find the Jacobian of  $\Omega_{\text{Eff}}^*(\mathbf{O}; \boldsymbol{\theta}^*)$  is  $V_{\text{Eff}}^*(\boldsymbol{\theta}^*)$  as follows:

$$\begin{aligned}
& \nabla_{\boldsymbol{\theta}}^T \mathbb{E} \{ \Omega_{\text{Eff}}^*(\mathbf{O}; \boldsymbol{\theta}) \} \Big|_{\boldsymbol{\theta}=\boldsymbol{\theta}^*} \\
&= \nabla_{\boldsymbol{\theta}}^T \mathbb{E} \left[ \begin{aligned} & (1-A)\beta_1^*(\mathbf{X})\alpha_1^*(Y_1, \mathbf{X}) \{ \Omega(Y_1, \mathbf{X}; \boldsymbol{\theta}) - \mu_{\Omega}^*(\mathbf{X}; \boldsymbol{\theta}) \} + A\mu_{\Omega}^*(\mathbf{X}; \boldsymbol{\theta}) \\ & + (2A-1)R^*(Y_0, A, \mathbf{X}) \{ \Omega(Y_0, \mathbf{X}; \boldsymbol{\theta}) - \mu_{\Omega}^*(\mathbf{X}; \boldsymbol{\theta}) \} \end{aligned} \right] \Big|_{\boldsymbol{\theta}=\boldsymbol{\theta}^*} \\
&= \nabla_{\boldsymbol{\theta}}^T \mathbb{E} \{ A\mu_{\Omega}^*(\mathbf{X}; \boldsymbol{\theta}) \} \Big|_{\boldsymbol{\theta}=\boldsymbol{\theta}^*} \\
&= \nabla_{\boldsymbol{\theta}}^T \mathbb{E} \{ (1-A)\beta_1^*(\mathbf{X})\alpha_1^*(Y_1, \mathbf{X})\Omega(Y_1, \mathbf{X}; \boldsymbol{\theta}) \} \Big|_{\boldsymbol{\theta}=\boldsymbol{\theta}^*} \\
&= V_{\text{Eff}}^*(\boldsymbol{\theta}^*)
\end{aligned}$$

## Consistency of Variance Matrix

For notational brevity, let  $\mathbf{v}^{\otimes 2} = \mathbf{v}\mathbf{v}^\top$ . Let  $\Sigma_M$  and  $\Sigma_B$  be the “meat” and “bread” of the sandwich variance matrix, i.e.,

$$\Sigma_M := \mathbb{E}\{\Omega_{\text{Eff}}(\mathbf{O}; \boldsymbol{\theta}^*)^{\otimes 2}\}, \quad \Sigma_B := V_{\text{Eff}}^*(\boldsymbol{\theta}) = \nabla_{\boldsymbol{\theta}}^\top \mathbb{E}\{A\mu_{\Omega}^*(\mathbf{X}; \boldsymbol{\theta})\} \Big|_{\boldsymbol{\theta}=\boldsymbol{\theta}^*}.$$

Recall that the variance estimator can be written as  $\hat{\Sigma} = \hat{\Sigma}_B^{-1} \hat{\Sigma}_M \hat{\Sigma}_B^{-\top}$  where

$$\begin{aligned} \hat{\Sigma}_B &= K^{-1} \sum_{k=1}^K \hat{\Sigma}_B^{(-k)}, & \hat{\Sigma}_B^{(k)} &= \mathbb{P}_{\mathcal{I}_k} \left\{ A\hat{\mathcal{J}}^{(-k)}(\mathbf{X}; \hat{\boldsymbol{\theta}}) \right\}, \\ \hat{\Sigma}_M &= K^{-1} \sum_{k=1}^K \hat{\Sigma}_M^{(k)}, & \hat{\Sigma}_M^{(k)} &= \mathbb{P}_{\mathcal{I}_k} \left\{ \hat{\Omega}_{\text{Eff}}^{(-k)}(\mathbf{O}; \hat{\boldsymbol{\theta}})^{\otimes 2} \right\} \end{aligned}$$

To show the consistency of the variance estimator, we first consider the convergence of the numerator  $\hat{\Sigma}_M$ ; note that it suffices to show that  $\hat{\Sigma}_M^{(k)}$  is consistent for  $\Sigma_M$ . We find  $\hat{\Sigma}_M^{(k)} - \Sigma_M$  is represented as

$$\begin{aligned} &\mathbb{P}_{\mathcal{I}_k} \left[ \hat{\Omega}_{\text{Eff}}^{(-k)}(\mathbf{O}; \hat{\boldsymbol{\theta}})^{\otimes 2} \right] - \mathbb{E} \left[ \Omega_{\text{Eff}}^*(\mathbf{O}; \boldsymbol{\theta}^*)^{\otimes 2} \right] \\ &= \mathbb{P}_{\mathcal{I}_k} \left[ \hat{\Omega}_{\text{Eff}}^{(-k)}(\mathbf{O}; \hat{\boldsymbol{\theta}})^{\otimes 2} \right] - \mathbb{P}_{\mathcal{I}_k} \left[ \Omega_{\text{Eff}}^*(\mathbf{O}; \boldsymbol{\theta}^*)^{\otimes 2} \right] + \underbrace{\mathbb{P}_{\mathcal{I}_k} \left[ \Omega_{\text{Eff}}^*(\mathbf{O}; \boldsymbol{\theta}^*)^{\otimes 2} \right] - \mathbb{E} \left[ \Omega_{\text{Eff}}^*(\mathbf{O}; \boldsymbol{\theta}^*)^{\otimes 2} \right]}_{=o_P(1)}, \end{aligned}$$

where the latter term is  $o_P(1)$  from the law of large numbers. Therefore, it suffices to show the first term is  $o_P(1)$ , which is further decomposed as follows.

$$\begin{aligned} &\mathbb{P}_{\mathcal{I}_k} \left[ \hat{\Omega}_{\text{Eff}}^{(-k)}(\mathbf{O}; \hat{\boldsymbol{\theta}})^{\otimes 2} - \Omega_{\text{Eff}}^*(\mathbf{O}; \boldsymbol{\theta}^*)^{\otimes 2} \right] \\ &= \mathbb{P}_{\mathcal{I}_k} \left[ \left\{ \hat{\Omega}_{\text{Eff}}^{(-k)}(\mathbf{O}; \hat{\boldsymbol{\theta}}) - \Omega_{\text{Eff}}^*(\mathbf{O}; \boldsymbol{\theta}^*) \right\}^{\otimes 2} \right] \\ &\quad + \mathbb{P}_{\mathcal{I}_k} \left[ \left\{ \Omega_{\text{Eff}}^*(\mathbf{O}; \boldsymbol{\theta}^*) \right\} \left\{ \hat{\Omega}_{\text{Eff}}^{(-k)}(\mathbf{O}; \hat{\boldsymbol{\theta}}) - \Omega_{\text{Eff}}^*(\mathbf{O}; \boldsymbol{\theta}^*) \right\}^\top \right] \\ &\quad + \mathbb{P}_{\mathcal{I}_k} \left[ \left\{ \hat{\Omega}_{\text{Eff}}^{(-k)}(\mathbf{O}; \hat{\boldsymbol{\theta}}) - \Omega_{\text{Eff}}^*(\mathbf{O}; \boldsymbol{\theta}^*) \right\} \left\{ \Omega_{\text{Eff}}^*(\mathbf{O}; \boldsymbol{\theta}^*) \right\}^\top \right]. \end{aligned}$$

Therefore, the 2-norm of the above term is upper bounded as follows:

$$\begin{aligned}
& \left\| \mathbb{P}_{\mathcal{I}_k} \left[ \widehat{\Omega}_{\text{Eff}}^{(-k)}(\mathbf{O}; \widehat{\boldsymbol{\theta}})^{\otimes 2} - \Omega_{\text{Eff}}^*(\mathbf{O}; \boldsymbol{\theta}^*)^{\otimes 2} \right] \right\|_2 \\
& \leq \left\| \mathbb{P}_{\mathcal{I}_k} \left[ \{ \widehat{\Omega}_{\text{Eff}}^{(-k)}(\mathbf{O}; \widehat{\boldsymbol{\theta}}) - \Omega_{\text{Eff}}^*(\mathbf{O}; \boldsymbol{\theta}^*) \}^{\otimes 2} \right] \right\|_2 \\
& \quad + 2\mathbb{P}_{\mathcal{I}_k} \left[ \left\| \Omega_{\text{Eff}}^*(\mathbf{O}; \boldsymbol{\theta}^*) \right\|_2 \left\| \widehat{\Omega}_{\text{Eff}}^{(-k)}(\mathbf{O}; \widehat{\boldsymbol{\theta}}) - \Omega_{\text{Eff}}^*(\mathbf{O}; \boldsymbol{\theta}^*) \right\|_2 \right] \\
& \leq \mathbb{P}_{\mathcal{I}_k} \left[ \left\| \widehat{\Omega}_{\text{Eff}}^{(-k)}(\mathbf{O}; \widehat{\boldsymbol{\theta}}) - \Omega_{\text{Eff}}^*(\mathbf{O}; \boldsymbol{\theta}^*) \right\|_2^2 \right] \\
& \quad + 2 \left[ \mathbb{P}_{\mathcal{I}_k} \left[ \left\| \Omega_{\text{Eff}}^*(\mathbf{O}; \boldsymbol{\theta}^*) \right\|_2^2 \right] \right]^{1/2} \left[ \mathbb{P}_{\mathcal{I}_k} \left[ \left\| \widehat{\Omega}_{\text{Eff}}^{(-k)}(\mathbf{O}; \widehat{\boldsymbol{\theta}}) - \Omega_{\text{Eff}}^*(\mathbf{O}; \boldsymbol{\theta}^*) \right\|_2^2 \right] \right]^{1/2}.
\end{aligned}$$

From the law of large numbers, we have  $\mathbb{P}_{\mathcal{I}_k} \left[ \left\| \Omega_{\text{Eff}}^*(\mathbf{O}; \boldsymbol{\theta}^*) \right\|_2^2 \right] = \mathbb{E} \left[ \left\| \Omega_{\text{Eff}}^*(\mathbf{O}; \boldsymbol{\theta}^*) \right\|_2^2 \right] + o_P(1) = O_P(1)$ .

Therefore, to show the consistency of the numerator, it suffices to show that  $\mathbb{P}_{\mathcal{I}_k} \left[ \left\| \widehat{\Omega}_{\text{Eff}}^{(-k)}(\mathbf{O}; \widehat{\boldsymbol{\theta}}) - \Omega_{\text{Eff}}^*(\mathbf{O}; \boldsymbol{\theta}^*) \right\|_2^2 \right] = o_P(1)$ . We further obtain

$$\begin{aligned}
& \mathbb{P}_{\mathcal{I}_k} \left[ \left\| \widehat{\Omega}_{\text{Eff}}^{(-k)}(\mathbf{O}; \widehat{\boldsymbol{\theta}}) - \Omega_{\text{Eff}}^*(\mathbf{O}; \boldsymbol{\theta}^*) \right\|_2^2 \right] \\
& \leq \mathbb{P}_{\mathcal{I}_k} \left[ \left\| \widehat{\Omega}_{\text{Eff}}^{(-k)}(\mathbf{O}; \widehat{\boldsymbol{\theta}}^{(k)}) - \widehat{\Omega}_{\text{Eff}}^{(-k)}(\mathbf{O}; \boldsymbol{\theta}^*) \right\|_2^2 \right]
\end{aligned} \tag{58}$$

$$+ \mathbb{P}_{\mathcal{I}_k} \left[ \left\| \widehat{\Omega}_{\text{Eff}}^{(-k)}(\mathbf{O}; \boldsymbol{\theta}^*) - \Omega_{\text{Eff}}^*(\mathbf{O}; \boldsymbol{\theta}^*) \right\|_2^2 \right]. \tag{59}$$

To study the first term (58), we first establish that  $\widehat{\Omega}_{\text{Eff}}^{(-k)}(\mathbf{O}; \boldsymbol{\theta})$  is uniformly bounded. From Regularity condition (R2) and Assumption (A6), we find  $\widehat{\mu}_{\Omega}^{(-k)}(\mathbf{X}; \boldsymbol{\theta})$  is uniformly bounded:

$$\left\| \widehat{\mu}_{\Omega}^{(-k)}(\mathbf{X}; \boldsymbol{\theta}) \right\|_2 = \frac{\int_{\mathcal{S}_1(0)} \left\| \Omega(y, \mathbf{X}; \boldsymbol{\theta}) \right\|_2 \widehat{\alpha}_1^{(-k)}(y, \mathbf{X}) \widehat{f}_1^{(-k)}(y | 0, \mathbf{X}) dy}{\int_{\mathcal{S}_1(0)} \widehat{\alpha}_1^{(-k)}(y, \mathbf{X}) \widehat{f}_1^{(-k)}(y | 0, \mathbf{X}) dy} \leq C.$$

Therefore, we find  $\widehat{\Omega}_{\text{Eff}}^{(-k)}(\mathbf{O}; \boldsymbol{\theta})$  is also uniformly bounded:

$$\begin{aligned}
& \left\| \widehat{\Omega}_{\text{Eff}}^{(-k)}(\mathbf{O}; \boldsymbol{\theta}) \right\|_2 \\
& \leq \left\| (1 - A) \widehat{\beta}_1^{(-k)}(\mathbf{X}) \widehat{\alpha}_1^{(-k)}(Y_1, \mathbf{X}) \{ \Omega(Y_1, \mathbf{X}; \boldsymbol{\theta}) - \widehat{\mu}_{\Omega}^{(-k)}(\mathbf{X}; \boldsymbol{\theta}) \} \right\|_2 + \left\| A \widehat{\mu}_{\Omega}^{(-k)}(\mathbf{X}; \boldsymbol{\theta}) \right\|_2 \\
& \quad + \left\| (2A - 1) \widehat{R}^{(-k)}(Y_0, A, \mathbf{X}) \{ \Omega(Y_0, \mathbf{X}; \boldsymbol{\theta}) - \widehat{\mu}_{\Omega}^{(-k)}(\mathbf{X}; \boldsymbol{\theta}) \} \right\|_2 \\
& \leq \left\| \widehat{\beta}_1^{(-k)}(\mathbf{X}) \widehat{\alpha}_1^{(-k)}(Y_1, \mathbf{X}) \right\|_2 \{ \left\| \Omega(Y_1, \mathbf{X}; \boldsymbol{\theta}) \right\|_2 + \left\| \widehat{\mu}_{\Omega}^{(-k)}(\mathbf{X}; \boldsymbol{\theta}) \right\|_2 \} + \left\| \widehat{\mu}_{\Omega}^{(-k)}(\mathbf{X}; \boldsymbol{\theta}) \right\|_2 \\
& \quad + \left\| \widehat{R}^{(-k)}(Y_0, A, \mathbf{X}) \right\|_2 \{ \left\| \Omega(Y_0, \mathbf{X}; \boldsymbol{\theta}) \right\|_2 + \left\| \widehat{\mu}_{\Omega}^{(-k)}(\mathbf{X}; \boldsymbol{\theta}) \right\|_2 \} \\
& \leq C.
\end{aligned}$$

Let us consider a class of functions  $\Xi_\Omega := \{\widehat{\Omega}_{\text{Eff}}^{(-k)}(\mathbf{O}; \boldsymbol{\theta}) \mid \boldsymbol{\theta} \in \Theta\}$ ; from Regularity condition (R5), we find  $\Xi_\Omega$  is  $P$ -Donsker, indicating that  $\Xi_\Omega$  is  $P$ -Glivenko-Cantelli (van der Vaart and Wellner, 1996, page 82). Let  $\{\Xi_\Omega(\boldsymbol{\theta}^*)\} = \{\widehat{\Omega}_{\text{Eff}}^{(-k)}(\mathbf{O}; \boldsymbol{\theta}^*)\}$ , which is  $P$ -Glivenko-Cantelli because it is a singleton set and integrable (van der Vaart, 1998, page 270). Next, we consider a class of functions  $\Xi_M := \{\|\widehat{\Omega}_{\text{Eff}}^{(-k)}(\mathbf{O}; \boldsymbol{\theta}) - \widehat{\Omega}_{\text{Eff}}^{(-k)}(\mathbf{O}; \boldsymbol{\theta}^*)\|_2^2 \mid \boldsymbol{\theta} \in \Theta\} = \lambda(\Xi_\Omega, \{\Xi_\Omega(\boldsymbol{\theta}^*)\})$  where  $\lambda(x_1, x_2) = \|x_1 - x_2\|_2^2$  is continuous. Then, since  $\|\widehat{\Omega}_{\text{Eff}}^{(-k)}(\mathbf{O}; \boldsymbol{\theta}) - \widehat{\Omega}_{\text{Eff}}^{(-k)}(\mathbf{O}; \boldsymbol{\theta}^*)\|_2^2 \leq C$  for a constant  $C$ , we can take  $C$  as an envelop function. Therefore, from Theorem 3 of van der Vaart and Wellner (2000), we show that  $\Xi_M$  is  $P$ -Glivenko-Cantelli. Therefore, we find the empirical mean in (58) converges to its expectation in probability, i.e.,

$$\begin{aligned} \mathbb{P}_{\mathcal{I}_k} \left[ \|\widehat{\Omega}_{\text{Eff}}^{(-k)}(\mathbf{O}; \widehat{\boldsymbol{\theta}}) - \widehat{\Omega}_{\text{Eff}}^{(-k)}(\mathbf{O}; \boldsymbol{\theta}^*)\|_2^2 \right] &= \int \|\widehat{\Omega}_{\text{Eff}}^{(-k)}(\mathbf{O}; \widehat{\boldsymbol{\theta}}) - \widehat{\Omega}_{\text{Eff}}^{(-k)}(\mathbf{O}; \boldsymbol{\theta}^*)\|_2^2 dP(\mathbf{O}) + o_P(1) \\ &\lesssim C(\widehat{\boldsymbol{\eta}}) \cdot \|\widehat{\boldsymbol{\theta}} - \boldsymbol{\theta}^*\|_2^2 + o_P(1) \\ &= o_P(1) . \end{aligned}$$

The second line holds from (57). The last line holds from the consistency of  $\widehat{\boldsymbol{\theta}}$ .

Next, we study the second term (59):

$$\begin{aligned} &\mathbb{P}_{\mathcal{I}_k} \left[ \|\widehat{\Omega}_{\text{Eff}}^{(-k)}(\mathbf{O}; \boldsymbol{\theta}^*) - \Omega_{\text{Eff}}^*(\mathbf{O}; \boldsymbol{\theta}^*)\|_2^2 \right] \\ &= \mathbb{E}^{(-k)} \left[ \|\widehat{\Omega}_{\text{Eff}}^{(-k)}(\mathbf{O}; \boldsymbol{\theta}^*) - \Omega_{\text{Eff}}^*(\mathbf{O}; \boldsymbol{\theta}^*)\|_2^2 \right] + o_P(1) \\ &\lesssim \|\widehat{\alpha}_1^{(-k)} - \alpha_1^*\|_{P,2}^2 + \|\widehat{\beta}_0^{(-k)} - \beta_0^*\|_{P,2}^2 + \|\widehat{\beta}_1^{(-k)} - \beta_1^*\|_{P,2}^2 + \|\widehat{f}_0^{(-k)} - f_0^*\|_{P,2}^2 + \|\widehat{f}_1^{(-k)} - f_1^*\|_{P,2}^2 + o_P(1) \\ &= o_P(1) . \end{aligned}$$

The second line holds from the law of large numbers, and the third line holds from (51). Combining the result, we find

$$\begin{aligned} &\mathbb{P}_{\mathcal{I}_k} \left[ \|\widehat{\Omega}_{\text{Eff}}^{(-k)}(\mathbf{O}; \widehat{\boldsymbol{\theta}}) - \Omega_{\text{Eff}}^*(\mathbf{O}; \boldsymbol{\theta}^*)\|_2^2 \right] \\ &\leq \mathbb{P}_{\mathcal{I}_k} \left[ \|\widehat{\Omega}_{\text{Eff}}^{(-k)}(\mathbf{O}; \widehat{\boldsymbol{\theta}}) - \widehat{\Omega}_{\text{Eff}}^{(-k)}(\mathbf{O}; \boldsymbol{\theta}^*)\|_2^2 \right] + \mathbb{P}_{\mathcal{I}_k} \left[ \|\widehat{\Omega}_{\text{Eff}}^{(-k)}(\mathbf{O}; \boldsymbol{\theta}^*) - \Omega_{\text{Eff}}^*(\mathbf{O}; \boldsymbol{\theta}^*)\|_2^2 \right] \\ &= o_P(1) . \end{aligned}$$

This concludes that  $\widehat{\Sigma}_M = \Sigma_M + o_P(1)$ .

Next, we show the consistency of the “bread” part  $\widehat{\Sigma}_B$ ; note that it suffices to show that  $\widehat{\Sigma}_B^{(k)}$  is consistent for  $\Sigma_B = \mathbb{E}\{A\mathcal{J}(\mathbf{X}; \boldsymbol{\theta}^*)\}$  where  $\mathcal{J}(\mathbf{x}; \boldsymbol{\theta}, \boldsymbol{\eta})$  is the Jacobian matrix  $\nabla_{\boldsymbol{\theta}}^\top \mu_{\Omega}(\mathbf{X}; \boldsymbol{\theta}; \boldsymbol{\eta})$ . Therefore, we find  $\widehat{\Sigma}_B^{(k)} - \Sigma_B$  is

$$\begin{aligned} \widehat{\Sigma}_B^{(k)} - \Sigma_B &= \mathbb{P}_{\mathcal{I}_k} \left\{ A\widehat{\mathcal{J}}^{(-k)}(\mathbf{X}; \widehat{\boldsymbol{\theta}}) \right\} - \mathbb{E} \left\{ A\mathcal{J}^*(\mathbf{X}; \boldsymbol{\theta}^*) \right\} \\ &= \mathbb{P}_{\mathcal{I}_k} \left\{ A\widehat{\mathcal{J}}^{(-k)}(\mathbf{X}; \widehat{\boldsymbol{\theta}}) \right\} - \mathbb{P}_{\mathcal{I}_k} \left\{ A\mathcal{J}^*(\mathbf{X}; \boldsymbol{\theta}^*) \right\} \end{aligned} \quad (60)$$

$$+ \mathbb{P}_{\mathcal{I}_k} \left\{ A\mathcal{J}^*(\mathbf{X}; \boldsymbol{\theta}^*) \right\} - \mathbb{E} \left\{ A\mathcal{J}^*(\mathbf{X}; \boldsymbol{\theta}^*) \right\}. \quad (61)$$

Let us consider a class of functions  $\Xi_{\mathcal{J},ij} := \{A[\widehat{\mathcal{J}}^{(-k)}(\mathbf{X}; \boldsymbol{\theta})]_{ij} \mid \boldsymbol{\theta} \in \Theta\}$  where  $[B]_{ij}$  is the  $(i, j)$ th element of matrix  $B$ . Note that (i)  $\Theta$  is compact; (ii)  $A\widehat{\mathcal{J}}^{(-k)}(\mathbf{X}; \boldsymbol{\theta})$  is continuous with respect to  $\boldsymbol{\theta}$  for each  $\mathbf{X}$  from Regularity condition (R4); and (iii) the functions in  $\Xi_{\mathcal{J},ij}$  is uniformly bounded, indicating that there exists a constant that is an integrable envelop function of  $\Xi_{\mathcal{J},ij}$ . Therefore, by the Example 19.8 of [van der Vaart \(1998\)](#), we find  $\Xi_{\mathcal{J},ij}$  is  $P$ -Glivenko-Cantelli. Additionally,  $\{\Xi_{\mathcal{J},ij}(\boldsymbol{\theta}^*)\} = \{A[\widehat{\mathcal{J}}^{(-k)}(\mathbf{X}; \boldsymbol{\theta}^*)]_{ij}\}$  is also  $P$ -Glivenko-Cantelli because it is a singleton set and integrable ([van der Vaart, 1998](#), page 270). Next, let us consider a class of functions  $\Xi_{D,ij} := \{A[\widehat{\mathcal{J}}^{(-k)}(\mathbf{X}; \boldsymbol{\theta}) - \widehat{\mathcal{J}}^{(-k)}(\mathbf{X}; \boldsymbol{\theta}^*)]_{ij} \mid \boldsymbol{\theta} \in \Theta\} = \lambda(\Xi_{\mathcal{J},ij}, \{\Xi_{\mathcal{J},ij}(\boldsymbol{\theta}^*)\})$  where  $\lambda(x_1, x_2) = x_1 - x_2$ . Then, since  $|A[\widehat{\mathcal{J}}^{(-k)}(\mathbf{X}; \boldsymbol{\theta}) - \widehat{\mathcal{J}}^{(-k)}(\mathbf{X}; \boldsymbol{\theta}^*)]_{ij}| \leq C$  for a constant  $C$ , we can take  $C$  as an envelop function. Therefore, from Theorem 3 of [van der Vaart and Wellner \(2000\)](#), we show that  $\Xi_{D,ij}$  is  $P$ -Glivenko-Cantelli. Therefore, we find the each element of the empirical mean in (60) converges to its expectation in probability, i.e.,

$$\begin{aligned} \mathbb{P}_{\mathcal{I}_k} \left[ A[\widehat{\mathcal{J}}^{(-k)}(\mathbf{X}; \widehat{\boldsymbol{\theta}}) - \widehat{\mathcal{J}}^{(-k)}(\mathbf{X}; \boldsymbol{\theta}^*)]_{ij} \right] &= \int A[\widehat{\mathcal{J}}^{(-k)}(\mathbf{X}; \widehat{\boldsymbol{\theta}}) - \widehat{\mathcal{J}}^{(-k)}(\mathbf{X}; \boldsymbol{\theta}^*)]_{ij} dP(\mathbf{X}) + o_P(1) \\ &\lesssim \int \{\omega(\mathbf{x}; \boldsymbol{\eta})\}^{1/2} dP(\mathbf{X}) \cdot \|\widehat{\boldsymbol{\theta}} - \boldsymbol{\theta}^*\|_2 + o_P(1) \\ &= o_P(1). \end{aligned}$$

The second line holds from Regularity condition (R4). The last line holds from the consistency of  $\widehat{\boldsymbol{\theta}}$ . This implies that (60) is  $o_P(1)$ .

Lastly, (61) is  $o_P(1)$  from the law of large numbers. This shows that  $\widehat{\Sigma}_B^{(k)} = \Sigma_B + o_P(1)$ , and  $\widehat{\Sigma}_B = \Sigma_B + o_P(1)$ . Thus, we obtain  $\widehat{\Sigma}_B^{-1} = \Sigma_B^{-1} + o_P(1)$ .

Combining all, we obtain

$$\widehat{\Sigma} = \widehat{\Sigma}_B^{-1} \widehat{\Sigma}_M \widehat{\Sigma}_B^{-\top} = \{\Sigma_B^{-1} + o_P(1)\} \{\Sigma_M + o_P(1)\} \{\Sigma_B^{-1} + o_P(1)\}^{\top} = \Sigma_B^{-1} \Sigma_M \Sigma_B^{-\top} + o_P(1) = \Sigma + o_P(1) .$$

This concludes the proof.

## References

- Abadie, A. (2005). Semiparametric difference-in-differences estimators. *The Review of Economic Studies* 72(1), 1–19.
- Athey, S. and G. W. Imbens (2006). Identification and inference in nonlinear difference-in-differences models. *Econometrica* 74(2), 431–497.
- Belloni, A. and V. Chernozhukov (2011).  $\ell_1$ -penalized quantile regression in high-dimensional sparse models. *The Annals of Statistics* 39(1), 82 – 130.
- Belloni, A. and V. Chernozhukov (2013). Least squares after model selection in high-dimensional sparse models. *Bernoulli* 19(2), 521 – 547.
- Bergmeir, C. and J. M. Benítez (2012). Neural networks in R using the stuttgart neural network simulator: RSNNS. *Journal of Statistical Software* 46(7), 1–26.
- Brown, C., C. Gilroy, and A. Kohen (1982). The effect of the minimum wage on employment and unemployment: a survey. Technical report, National Bureau of Economic Research.
- Callaway, B. and P. H. Sant’Anna (2021). did: Difference in differences. R package version 2.1.2.
- Callaway, B. and P. H. Sant’Anna (2021). Difference-in-differences with multiple time periods. *Journal of Econometrics* 225(2), 200–230.
- Chen, H. Y. (2007). A semiparametric odds ratio model for measuring association. *Biometrics* 63(2), 413–421.
- Chen, T. and C. Guestrin (2016). Xgboost: A scalable tree boosting system. In *Proceedings of the 22nd ACM SIGKDD International Conference on Knowledge Discovery and Data Mining, KDD ’16*, pp. 785–794.

- Chernozhukov, V., D. Chetverikov, M. Demirer, E. Duflo, C. Hansen, W. Newey, and J. Robins (2018). Double/debiased machine learning for treatment and structural parameters. *The Econometrics Journal* 21(1), C1–C68.
- Chernozhukov, V., W. Newey, R. Singh, and V. Syrgkanis (2021). Adversarial estimation of riesz representers. *Preprint arXiv: 2101.00009*.
- Dikkala, N., G. Lewis, L. Mackey, and V. Syrgkanis (2020). Minimax estimation of conditional moment models. In *Proceedings of the 34th International Conference on Neural Information Processing Systems*, NIPS’20, Red Hook, NY, USA. Curran Associates Inc.
- Ding, P. and F. Li (2019). A bracketing relationship between difference-in-differences and lagged-dependent-variable adjustment. *Political Analysis* 27(4), 605–615.
- Dukes, O., D. Richardson, Z. Shahn, and E. Tchetgen Tchetgen (2022). Semiparametric bespoke instrumental variables. *Preprint arXiv: 2204.04119*.
- Dukes, O., D. Richardson, and E. Tchetgen Tchetgen (2022). Alternative approaches for analysing repeated measures data that are missing not at random. *Preprint arXiv: 2207.11561*.
- Farrell, M. H., T. Liang, and S. Misra (2021). Deep neural networks for estimation and inference. *Econometrica* 89(1), 181–213.
- Friedman, J., T. Hastie, and R. Tibshirani (2010). Regularization paths for generalized linear models via coordinate descent. *Journal of Statistical Software* 33(1), 1–22.
- Friedman, J. H. (1991). Multivariate adaptive regression splines. *The Annals of Statistics* 19(1), 1 – 67.
- Ghassami, A., A. Ying, I. Shpitser, and E. Tchetgen Tchetgen (2022). Minimax kernel machine learning for a class of doubly robust functionals with application to proximal causal inference. In G. Camps-Valls, F. J. R. Ruiz, and I. Valera (Eds.), *Proceedings of The 25th International Conference on Artificial Intelligence and Statistics*, Volume 151 of *Proceedings of Machine Learning Research*, pp. 7210–7239. PMLR.

- Greenwell, B., B. Boehmke, J. Cunningham, and G. Developers (2019). *gbm: Generalized Boosted Regression Models*. R package version 2.1.5.
- Hall, P., J. Racine, and Q. Li (2004). Cross-validation and the estimation of conditional probability densities. *Journal of the American Statistical Association* 99(468), 1015–1026.
- Hastie, T. and R. Tibshirani (1986). Generalized additive models. *Statistical Science* 1(3), 297 – 310.
- Hastie, T., R. Tibshirani, and J. Friedman (2009). *The Elements of Statistical Learning: Data Mining, Inference and Prediction* (2 ed.). New York: Springer.
- Hayfield, T. and J. S. Racine (2008). Nonparametric econometrics: The np package. *Journal of Statistical Software* 27(5), 1–32.
- Heckman, J. J., H. Ichimura, and P. E. Todd (1997). Matching as an econometric evaluation estimator: Evidence from evaluating a job training programme. *The Review of Economic Studies* 64(4), 605–654.
- Hernán, M. A. and J. M. Robins (2006). Instruments for causal inference: An epidemiologist’s dream? *Epidemiology* 17(4), 360–372.
- Kanamori, T., S. Hido, and M. Sugiyama (2008). Efficient direct density ratio estimation for non-stationarity adaptation and outlier detection. In D. Koller, D. Schuurmans, Y. Bengio, and L. Bottou (Eds.), *Advances in Neural Information Processing Systems*, Volume 21. Curran Associates, Inc.
- Kanamori, T., T. Suzuki, and M. Sugiyama (2012). Statistical analysis of kernel-based least-squares density-ratio estimation. *Machine Learning* 86(3), 335–367.
- Kooperberg, C. (2020). *polspline: Polynomial Spline Routines*. R package version 1.1.19.
- Lechner, M. (2011). The estimation of causal effects by difference-in-difference methods. *Foundations and Trends® in Econometrics* 4(3), 165–224.
- Li, F. and F. Li (2019). Double-robust estimation in difference-in-differences with an application to traffic safety evaluation. *Observational Studies* 5(1), 1–23.

- Li, Q., J. Lin, and J. S. Racine (2013). Optimal bandwidth selection for nonparametric conditional distribution and quantile functions. *Journal of Business & Economic Statistics* 31(1), 57–65.
- Li, Q. and J. S. Racine (2008). Nonparametric estimation of conditional cdf and quantile functions with mixed categorical and continuous data. *Journal of Business & Economic Statistics* 26(4), 423–434.
- Liu, L., W. Miao, B. Sun, J. Robins, and E. Tchetgen Tchetgen (2020). Identification and inference for marginal average treatment effect on the treated with an instrumental variable. *Statistica sinica* 30(3), 1517.
- Luo, Y. and M. Spindler (2016). High-dimensional  $l_2$ boosting: Rate of convergence. *Preprint arXiv:1602.08927*.
- Makiyama, K. (2019). *densratio: Density Ratio Estimation*. R package version 0.2.1.
- Neumark, D. and C. Shupe (2019). Declining teen employment: Minimum wages, returns to schooling, and immigration. *Labour Economics* 59, 49–68.
- Newey, W. K. (1990). Semiparametric efficiency bounds. *Journal of Applied Econometrics* 5(2), 99–135.
- Nguyen, X., M. J. Wainwright, and M. Jordan (2007). Estimating divergence functionals and the likelihood ratio by penalized convex risk minimization. In J. Platt, D. Koller, Y. Singer, and S. Roweis (Eds.), *Advances in Neural Information Processing Systems*, Volume 20. Curran Associates, Inc.
- Richardson, D. B., T. Ye, and E. J. Tchetgen Tchetgen (2022). Generalized difference-in-differences. *Epidemiology*. In Press.
- Robins, J., L. Li, E. Tchetgen Tchetgen, and A. van der Vaart (2008). Higher order influence functions and minimax estimation of nonlinear functionals. *Probability and Statistics: Essays in honor of David A. Freedman* 2, 335–421.
- Robins, J. M., A. Rotnitzky, and D. O. Scharfstein (2000). Sensitivity analysis for selection bias and unmeasured confounding in missing data and causal inference models. In M. E. Halloran

- and D. Berry (Eds.), *Statistical Models in Epidemiology, the Environment, and Clinical Trials*, New York, NY, pp. 1–94. Springer New York.
- Roth, J., P. H. C. Sant’Anna, A. Bilinski, and J. Poe (2022). What’s trending in difference-in-differences? A synthesis of the recent econometrics literature. *Preprint arXiv:2201.01194*.
- Rotnitzky, A., E. Smucler, and J. M. Robins (2020). Characterization of parameters with a mixed bias property. *Biometrika* 108(1), 231–238.
- Sant’Anna, P. H. and J. Zhao (2020). Doubly robust difference-in-differences estimators. *Journal of Econometrics* 219(1), 101–122.
- Schick, A. (1986). On asymptotically efficient estimation in semiparametric models. *The Annals of Statistics* 14(3), 1139–1151.
- Schuster, I., M. Mollenhauer, S. Klus, and K. Muandet (2020). Kernel conditional density operators. In S. Chiappa and R. Calandra (Eds.), *Proceedings of the Twenty Third International Conference on Artificial Intelligence and Statistics*, Volume 108 of *Proceedings of Machine Learning Research*, pp. 993–1004. PMLR.
- Shahn, Z., O. Dukes, D. Richardson, E. Tchetgen Tchetgen, and J. Robins (2022). Structural nested mean models under parallel trends assumptions. *Preprint arXiv:2204.10291*.
- Sofer, T., D. B. Richardson, E. Colicino, J. Schwartz, and E. J. Tchetgen Tchetgen (2016). On negative outcome control of unobserved confounding as a generalization of difference-in-differences. *Statistical Science* 31(3), 348 – 361.
- Song, L., K. Fukumizu, and A. Gretton (2013). Kernel embeddings of conditional distributions: A unified kernel framework for nonparametric inference in graphical models. *IEEE Signal Processing Magazine* 30(4), 98–111.
- Stefanski, L. A. and D. D. Boos (2002). The calculus of m-estimation. *The American Statistician* 56(1), 29–38.
- Sugiyama, M., S. Nakajima, H. Kashima, P. Buenau, and M. Kawanabe (2007). Direct importance estimation with model selection and its application to covariate shift adaptation. In J. Platt,

- D. Koller, Y. Singer, and S. Roweis (Eds.), *Advances in Neural Information Processing Systems*, Volume 20. Curran Associates, Inc.
- Sugiyama, M., T. Suzuki, S. Nakajima, H. Kashima, P. von Büna, and M. Kawanabe (2008). Direct importance estimation for covariate shift adaptation. *Annals of the Institute of Statistical Mathematics* 60(4), 699–746.
- Syrkanis, V. and M. Zampetakis (2020). Estimation and inference with trees and forests in high dimensions. Microsoft Research, New England, Cambridge.
- Tchetgen Tchetgen, E. J., J. M. Robins, and A. Rotnitzky (2010). On doubly robust estimation in a semiparametric odds ratio model. *Biometrika* 97(1), 171–180.
- Tchetgen Tchetgen, E. J., A. Ying, Y. Cui, X. Shi, and W. Miao (2020). An introduction to proximal causal learning.
- van der Laan, M. J., E. C. Polley, and A. E. Hubbard (2007). Super learner. *Statistical Applications in Genetics and Molecular Biology* 6(1).
- van der Vaart, A. W. (1998). *Asymptotic Statistics*. Cambridge Series in Statistical and Probabilistic Mathematics. New York: Cambridge University Press.
- van der Vaart, A. W. and J. A. Wellner (1996). *Weak Convergence and Empirical Processes: With Applications to Statistics*. Springer.
- van der Vaart, A. W. and J. A. Wellner (2000). Preservation theorems for Glivenko-Cantelli and uniform Glivenko-Cantelli classes. In E. Giné, D. M. Mason, and J. A. Wellner (Eds.), *High Dimensional Probability II*, Boston, MA, pp. 115–133. Birkhäuser Boston.
- Wager, S. and G. Walther (2016). Adaptive concentration of regression trees, with application to random forests. *Preprint arXiv:1503.06388*.
- Wright, M. N. and A. Ziegler (2017). ranger: A fast implementation of random forests for high dimensional data in C++ and R. *Journal of Statistical Software* 77(1), 1–17.
- Xiaohong Chen and H. White (1999). Improved rates and asymptotic normality for nonparametric neural network estimators. *IEEE Transactions on Information Theory* 45(2), 682–691.

Ye, T., A. Ertefaie, J. Flory, S. Hennessy, and D. S. Small (2022). Instrumented difference-in-differences. *Biometrics*. In press.