

BD-KD: Balancing the Divergences for Online Knowledge Distillation

Ibtihel Amara Nazanin Sepahvand Brett H. Meyer Warren J. Gross
 James J. Clark
 McGill University

{ibtihel.amara, nazanin.mohammadisepahvand}@mail.mcgill.ca
 {brett.meyer, warren.gross, james.clark1@mcgill.ca}@mcgill.ca

Abstract

Knowledge distillation (KD) has gained a lot of attention in the field of model compression for edge devices thanks to its effectiveness in compressing large powerful networks into smaller lower-capacity models. Online distillation, in which both the teacher and the student are learning collaboratively, has also gained much interest due to its ability to improve on the performance of the networks involved. The Kullback-Leibler (KL) divergence ensures the proper knowledge transfer between the teacher and student. However, most online KD techniques present some bottlenecks under the network capacity gap. By cooperatively and simultaneously training, the models the KL distance becomes incapable of properly minimizing the teacher’s and student’s distributions. Alongside accuracy, critical edge device applications are in need of well-calibrated compact networks. Confidence calibration provides a sensible way of getting trustworthy predictions. We propose **BD-KD Balancing of Divergences for online Knowledge Distillation**. We show that adaptively balancing between the reverse and forward divergences shifts the focus of the training strategy to the compact student network without limiting the teacher network’s learning process. We demonstrate that, by performing this balancing design at the level of the student distillation loss, we improve upon both performance accuracy and calibration of the compact student network. We conducted extensive experiments using a variety of network architectures and show improvements on multiple datasets including CIFAR-10, CIFAR-100, Tiny-ImageNet, and ImageNet. We illustrate the effectiveness of our approach through comprehensive comparisons and ablations with current state-of-the-art online and offline KD techniques.

1. Introduction

Knowledge distillation (KD) [1, 7] is a model compression technique where a low capacity network, a.k.a student,

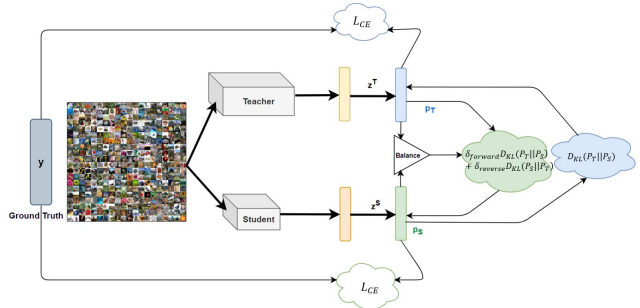


Figure 1. An overview of our proposed objective distillation function. We adopt an adaptive balancing of the KL divergences (forward and backward KL) at the student optimization level. This balancing is performed sample-wise based on the quality of uncertainty (i.e. entropy) of both the student and teacher networks. The loss of the teacher’s objective loss is also re-designed to become a reverse KL distillation loss.

trains to mimic the behaviour of a higher capacity network, a.k.a teacher. KD is a powerful strategy as it does not put any constraints on the architecture of either teacher or student network. Traditionally, the distillation process is done in an offline fashion [11, 17, 19, 26], in that the student network is trained using the labels provided by a pre-trained teacher network. In this scenario, the pre-trained teacher network serves as an expert that provides *soft* labels which are shown to be more informative than the original *hard* labels. Despite their impressive success [8, 14, 19, 26], offline KD methods are known to have a few shortcomings. First of all, more accurate teachers are not necessarily better teachers [13]. As reported by Mirzadeh and colleagues, the performance of the student starts to degrade when the *capacity gap* between the student and teacher gets large, even though the teacher’s performance continues to improve. One pos-

sible explanation for this behaviour is the fact that larger networks are known to be more miscalibrated [5]. They are often overconfident and less uncertain in their prediction. Overconfident networks are shown to be worst teachers [12,22]. That could possibly be due to the fact that labels provided by such networks are less soft and therefore less informative [13]. Secondly, offline training is a two-stage process that requires the training of the teacher first. This makes the training of the teacher independent of the student and therefore inflexible. Finally, the entire training process is inefficient and can be computationally expensive.

More recently, an alternative way of performing KD, called online distillation, is proposed where, unlike offline learning, both networks are trained mutually [2,3,25]. Most of the online methods are inspired by the Deep Mutual Learning (DML) model [25]; an online distillation technique in which two networks are trained simultaneously while exploiting a feedback signal from each other via Kullback Leibler (KL) divergence loss. This feedback signal encourages both networks to learn from each other and stay close to each other and as a result leads to improved performance of both networks. However, most proposed online techniques utilize similar or equal capacity networks for training, which is not the ideal setting for model compression. A recent study by Qian et. al demonstrates that increasing the capacity gap between the two networks leads to the same problem observed in offline learning, which is the deterioration of the smaller network’s performance [15]. Their results suggest that although online learning can mitigate the problem it does not fully resolve it. The authors argue that the reason behind the poor performance of the student in these methods is the lack of focus on student training. None of the prior distillation methods make a concerted effort to reduce the *accuracy gap* during the *training*. As a result, the higher capacity network learns and converges faster and the KL signal from this network converges to cross entropy loss.

In this work, we propose an online KD method where the focus of the training is mostly on the student. In our method, not only do we encourage the student to reduce the *accuracy gap*, but also put emphasis on *distribution alignment*. Better matched logit distributions means increased networks’ *fidelity*, which in turn results in better calibration as well as improved generalization [18]. We achieve this by (1) replacing the forward KL term that has traditionally been used in the student objective function with a weighted symmetric KL loss and (2) adjusting the weight according to sample-wise softmax entropy values. In other words, the weighted symmetric KL loss is a weighted sum of a forward and a reverse term and the weight is calculated in a sample-wise manner based on the gap between the entropy of student and teacher’s softmax distribution for that sample. In summary, our main contribution are as follows:

- We propose an online KD method with focus on student model training where the forward KL loss in the student objective function is replaced with a sample-wise weighted symmetric KL.
- We demonstrate that balancing the KL term enhances the student’s performance via better output uncertainty estimation, which can be seen as a simple metric to measure networks’ fidelity.
- We show that our method outperforms the state-of-the-art models, both online and offline, for four major computer vision datasets and across multiple architecture choices.
- We illustrate that our network improve the student network calibration, compared to both online and offline methods. To the best of our knowledge we are the first to report the relationship between online distillation and model confidence calibration.
- We demonstrate that our student performance indeed gets better in the presence of larger capacity gaps.

2. Related Work

Knowledge distillation (KD) is a simple and yet powerful technique for model compression [7]. It has become an accessible tool, which facilitates the creation of compact student networks for deployment onto limited memory and computation edge devices. While distillation is traditionally performed offline, in recent years online methods have gained popularity for their improved performance and computational efficiency. Deep mutual learning [25] is one of the first techniques to propose collaborative learning of two or more networks. This technique has opened an opportunity for distillation methods to reduce the training process to a single one-time simultaneous training of teacher and student. Each network is minimizing an objective function which consists of the traditional Cross-Entropy (CE) loss and a forward KL loss which encourages the network to mimic the other network’s behaviour. Online Knowledge Distillation with Diverse Peers (OKDDip) is another online method proposed by Chen et al. [2]; a teacher-free two-level distillation method where the first-level happens among multiple students with identical architectures. The group knowledge of these diverse students is then transferred to the “group leader” in the second level. In a recent work by Chung et. al. [3] the distillation goes beyond class logit matching and is used to match the feature maps of two networks using an adversarial framework.

None of these online methods study the impact of a large capacity gap. Guo and colleagues were the first ones to show large gap harm the performance of the networks. To combat this phenomenon, they present Distillation Collaborative learning (KDCL) [6] where a series of ensembling methods is employed to generate high-quality soft targets at

once for distillation. Although, KDCL improves the performance of both networks, due to the nature of the loss the focus is mostly on the larger network and therefore the improvement is more enhanced for the teacher. The first work that introduces an online distillation model that attempts to close the accuracy gap during training is Switchable Knowledge distillation model (SWITOKD) [15]. This model mitigates the accuracy gap problem by slowing down the training of the teacher. The idea is to maximize networks’ fidelity by minimize the *distillation gap*, which is defined as the absolute error between teacher and student’s softmax. This is done by introducing an *expert phase* to the training process during which teacher’s training is temporally put on pause as an attempt to gives the student the opportunity to catch-up.

Although this method achieves the current state of the art for online KD techniques, it is not without its caveats. It prolongs the training process by slowing down the training of the teacher. In addition, switching between the two modes of learning is done in an ad-hoc fashion. In this paper, we propose a new online distillation method where, just like SwitOKD, the networks goal is to decrease distillation gap by increasing network’s fidelity to each other. Here we define fidelity as the similarity between softmax probability of student and teacher networks and measure it by calculating the entropy of the softmax. Unlike SwitOKD, our method does not hinder the teacher’s ability to learn nor does it prolong the training process. It mainly involves modification to the online KD objective functions where both forward and reverse KL divergence losses are employed to get a more accurate estimate of teacher’s uncertainty.

3. Method

3.1. Classic distillation divergence and its limitation

Hinton et al. [7] introduce the vanilla knowledge distillation method where soft labels obtained from a pre-trained teacher is used to train a student network with lower capacity. The objective function consists of two terms (Eq.1); classic CE loss, L_{CE} , that minimizes the distance between student’s prediction and hard labels and the KL divergence loss, D_{KL} , whose goal is to bring student’s logit closer to the one of teacher.

$$\begin{aligned}
 L_{KD} &= \alpha L_{CE} + (1 - \alpha) D_{KL} \\
 L_{CE} &= - \sum_{k=1}^c y_k \log \hat{y}_k^t \\
 D_{KL}(\hat{y}_k^t || \hat{y}_k^s) &= \sum_{k=1}^c \hat{y}_k^t \log \left(\frac{\hat{y}_k^t}{\hat{y}_k^s} \right)
 \end{aligned} \tag{1}$$

where y is the one-hot representation of the ground-truth label for the sample x , \hat{y}^t and \hat{y}^s are the soft label predicted

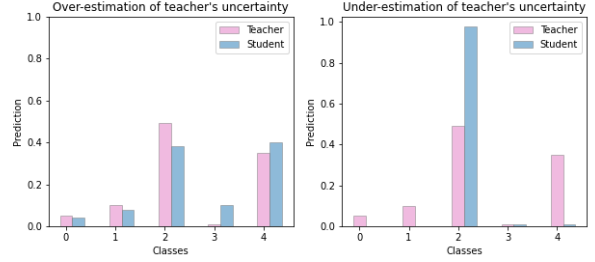


Figure 2. Understanding over-estimation (left) and under-estimation (right) of uncertainty. We say that the compact student network under-estimates the uncertainty of the teacher when its prediction entropy is small compared to the teacher’s uncertainty. Similarly, the student over-estimates the teacher’s uncertainty when its entropy prediction is higher than the teacher’s entropy.

for x by the teacher and student respectively y_k means the k th element of the vector y and finally c is the total number of classes. D_{KL} described in Eq.1 is known as the forward KL divergence in the literature, a popular metric to measure the deviation of one distribution from another. One major shortcoming of forward KL divergence is its potential tendency to overestimate the uncertainty of the original distribution. For the remaining of this section, we describe this problem in more details and propose a simple solution.

Given the asymmetric nature of KL divergence, there are two ways to measure the statistical distance between two a fixed distribution, p , and a random one denoted as q : forward KL (Eq.2) and reverse KL (Eq.4).

$$D_{KL}(p||q_{\theta}) = \sum_x p(x) \log \left(\frac{p(x)}{q_{\theta}(x)} \right) \tag{2}$$

Forward KL is known to exhibits *mean-seeking* behaviour. what that means is that minimizing the forward KL divergence forces $q(x)$ to have high probability values wherever $p(x)$ has high values (Eq.3). To achieve that, $q(x)$ ends up covering all the modes which can come at the cost of over-estimating the uncertainty of the original distribution p .

$$\begin{aligned}
 \arg \min_{\theta} D_{KL}(p(x)||q_{\theta}(x)) &= \\
 \arg \min_{\theta} E_{p(x)}[\log p(x) - \log q_{\theta}(x)] &= \\
 \arg \max_{\theta} E_{p(x)}[\log q_{\theta}(x)] &\tag{3}
 \end{aligned}$$

An alternative to forward KL is reverse KL divergence expressed in Eq.4. Unlike forward KL, reverse KL is known to have *mode-seeking* property. To understand why, we break the reversed KL into two terms (see Eq.5); the first term on the right pushes $q(x)$ to have high values where $p(x)$ is

high. There is, however, no penalty for missing a mode and as a result q might end up fitting to only one of the modes of p which can cause the uncertainty of q to be less than that of p .

$$D_{KL}(q_\theta||p) = \sum_x q_\theta(x) \log\left(\frac{q_\theta(x)}{p(x)}\right) \quad (4)$$

Fig.2 illustrates how, for an identical p , forward and reverse KL can lead to two q s with opposite uncertainty estimation properties. While forward KL encourages q to assign non-zero values to all x s, reverse KL can lead to a q that only covers the largest mode in p and avoids others. It is therefore not far-fetched to assume that minimizing forward KL can result in distributions that are prone to have higher uncertainty than the original p and minimizing reverse KL can have the exact opposite effect.

$$\begin{aligned} \arg \min_{\theta} D_{KL}(q_\theta(x)||p(x)) &= \\ \arg \min_{\theta} E_{q_\theta(x)}[\log q_\theta(x) - \log p(x)] &= \\ \arg \max_{\theta} E_{q_\theta(x)}[\log p(x) + H[q_\theta(x)]] & \quad (5) \end{aligned}$$

Given the mentioned properties of forward and reverse KL and to ensure better alignment and higher fidelity between student and teacher softmax distributions, two major changes are made in the original KD loss: 1. instead using the conventional forward KL in the student’s objective function, we use a balanced symmetrical KL divergence and 2. reverse KL divergence is added to the original student objective function (see Eq.6 and Eq.7).

3.2. Adaptive balancing of KL divergence for online KD

To further improve the performance of the student, instead of simply adding both forward and reverse KL to the objective function [23], we weigh each loss according to the sample-wise uncertainty gap between two networks. Eq.6 represents the objective function for our teacher:

$$L_{KD}^t = \alpha_t \sum_i L_{CE}(\hat{y}_i^t, y_i) + \tau^2 \beta_t \sum_i D_{KL}(\hat{y}_{i,\tau}^t || \hat{y}_{i,\tau}^s) \quad (6)$$

where (x_i, y_i) is the i -th samples in the training set. In the same way, for the student network we have:

$$\begin{aligned} L_{KD}^s &= \alpha_s \sum_i L_{CE}(\hat{y}_i^s, y_i) \\ &+ \tau^2 \beta_s \sum_i \delta_{i,f} D_{KL}(\hat{y}_{i,\tau}^t || \hat{y}_{i,\tau}^s) \\ &+ \tau^2 \beta_s \sum_i \delta_{i,r} D_{KL}(\hat{y}_{i,\tau}^s || \hat{y}_{i,\tau}^t) \quad (7) \end{aligned}$$

Algorithm 1: Adaptive Balancing of KL for Online Knowledge Distillation. PyTorch-like style

```
# z_s: teacher logits
# z_t: teacher output logits
# T: Temperature
# v: high value integer for weight importance (e.g. 2)
# alpha_s, alpha_t, beta_s, beta_t
p_s = F.softmax(z_s/T)
p_t = F.softmax(z_t/T)
# Calculate the entropies
entropy_s = -(p_s * torch.log2(p_s)).sum(-1)
entropy_t = -(p_t * torch.log(p_t)).sum(-1)
# Calculate balancing parameters per sample in a
# vectorized manner
delta_r = torch.ones_like(entropy_s)
delta_f = torch.ones_like(entropy_s)
# entropy error
entropy_error = entropy_s - entropy_t
delta_f[entropy_error < 0] = v
delta_r[entropy_error >= 0] = v
# Teacher Loss
loss_t = T**2 * alpha_t * (kl_div(p_t, p_s) + beta_t *
nn.cross_entropy(z_t, target))
# Student Loss
loss_s = (T**2) * alpha_s * (weighted_kl(p_t, p_s, delta_f) +
weighted_kl(p_s, p_t, delta_r))
```

where, y_t and y_s are the teacher’s and student’s prediction, respectively and τ is the temperature to soften the probabilities for distillation. As we can see from Eq. 6, the teacher’s KL loss is different than the one used in other online methods. Unlike other online methods, the reverse KL terms used in our teacher objective function simply acts like a regularizer which in turn can help combat the overconfidence problem commonly observed in large over-parametrized network. Better calibrated teacher leads to better soft labels and therefore ensure better distillation performance.

Adaptive balancing of δ_f and δ_r . To maximize the impact of replacing the forward KL with balanced KL, we follow the following strategy: (1) First we calculate the entropy of the output class probability distribution (i.e, softmax output) of both teacher and student networks, respectively H_t and H_s . (2) Calculate the error $H_s - H_t$. (3) If this error is positive then the student is overestimating the teacher’s uncertainty. Therefore, we put more emphasis on the reverse KL, meaning we use $\delta_r \gg \delta_f$. If this error is negative, the student is underestimating the teacher’s uncertainty, then we use $\delta_f \gg \delta_r$.

4. Experiments

In this section, we perform a series of experiments to demonstrate the effectiveness of the proposed Online distillation training BD-KD. We mainly compare our method

Table 1. Accuracy (%) comparison on state-of-the art online distillation techniques and the baseline offline vanilla KD technique. (*) are values provided in [16]. Results are taken across three random seeds. We report the mean and the standard deviation. We observe that BD-KD substantially improves both student and teacher networks.

Networks		Vanilla KD(*)	DML(*)	KDCL(*)	SwitOKD(*)	BD-KD (Ours)
CIFAR-10						
Student	WRN-16-1	91.45 ± 0.06	91.96 ± 0.08	91.86 ± 0.11	92.50 ± 0.17	92.69 ± 0.18
Teacher	WRN-16-8	95.21 ± 0.12	95.06 ± 0.05	95.33 ± 0.17	94.76 ± 0.12	94.43 ± 0.10
CIFAR-100						
Student	0.5MobileNetV2	60.07 ± 0.40	66.23 ± 0.36	66.83 ± 0.05	67.24 ± 0.04	68.69 ± 0.188
Teacher	WRN-16-2	72.90 ± 0.09	73.85 ± 0.21	73.75 ± 0.26	73.90 ± 0.40	74.28 ± 0.06
Tiny-ImageNet						
Student	1.4MobileNetV2	50.98 ± 0.32	55.70 ± 0.61	57.79 ± 0.30	58.71 ± 0.11	59.05 ± 0.17
Teacher	ResNet34	63.18 ± 0.37	64.49 ± 0.43	65.47 ± 0.32	63.31 ± 0.04	66.275 ± 0.07

to current state-of-the art approaches using various network architectures and on different classification datasets.

Dataset and network architectures. We performed our experiments on four different datasets CIFAR10, CIFAR100 [9], Tiny-ImageNet [10], and ImageNet [4]. We use standard data augmentation such as Random crop and Random horizontal flip. We normalized all images channel-wise using the means and standard deviations. We used state-of-the art convolution-based networks. **Baselines and SOTA comparisons.** Aside from the vanilla KD, we compare our method with recent works on online distillation such as DML [25], KDCL [6], and SwitOKD [15]. We also contrast our findings with current offline KD methods, such as CRD [19], DKD [26], FitNet [17], etc.

Training Details. We follow the training procedure of previous works [15, 19] and we report the performance on multiple datasets. We mainly use SGD optimizer with 0.9 momentum for all datasets. For CIFAR100 the total number of epochs is set to 240. The initial learning rate is set to 0.05 for all networks, and we perform a scheduler on the learning rate. The latter is divided by 10 every 150th, 180th, and 210th epochs. For CIFAR-10, the total number of epochs is also set to 300, the initial learning rate is taken to be 0.01 for all networks. We divide the learning rate by 10 every 100th, 150th, and 200th epochs. As for Tiny-ImageNet, the total number of epochs is set to 150 epochs and the initial learning rate is at 0.01. We set the temperature τ for KD to 2. We evaluate the performance of the models using classification accuracy. As for the confidence calibration we evaluate our models using the expected calibration error (ECE) [5].

4.1. BD-KD vs. SOTA online KD

Results on CIFAR-10, 100, and Tiny-ImageNet: Table 1 presents the validation accuracy on CIFAR10, CIFAR100, and Tiny-ImageNet. Overall, our method achieves consistent improvements across all datasets and all student-teacher pairs. BD-KD achieves approximately 1 to 2 % higher than the baseline vanilla-KD and DML on

Table 2. Top-1 and Top-5 accuracy (%) on ImageNet dataset. Results show that BD-KD is scalable to larger datasets and provided better student accuracy. As for the teacher network’s accuracy, BD-KD provided comparable results to SwitOKD.

Networks / Methods		Vanilla	DML	SwitOKD	Ours	
Top 1%	Student	ResNet-18	68.94	70.40	70.79	71.31
	Teacher	ResNet-34	73.1	73.20	73.85	73.74
Top 5%	Student	ResNet-18	87.88	89.23	89.99	90.18
	Teacher	ResNet-34	91.2	91.44	91.74	91.56

CIFAR-10 with the student network architecture WideResNet WRN_16_1. We also observe a substantially high increase with student architecture of mobileNetv2 distilled from WRN-16-2 on CIFAR100. Indeed, with our technique we see an increase of performance by 8% when compared to vanilla -KD, by almost 2% when compared to DML an KDCL, and by 1% compared to SwitOKD. We also observe comparable better performance than recent online KD techniques such as SwitOKD and KDCL. Additionally, we achieve similar or even higher performing teacher networks when trained with BD-KD. For example, for Tiny-ImageNet, we witness an increase of almost 3% on the teacher’s performance when compared to SwitOKD. This validates the somewhat complicated training that the teacher network endures with SwitOKD. Indeed, by performing freezing and unfreezing the teacher, the latter is loosing some learning epochs to optimize itself. However, with BD-KD, the teacher’s learning process is continuous just like the student network. One main reason we see an important increase is that, the teacher is trained with reverse KL (mode-seeking), which will try to fit on the student’s noisy distribution at early epochs. This can be seen as a regularization factor to the teacher to avoid over-fitting and achieving better performance than current online KD techniques such as DML, KDCL, and SWitOKD.

Results on ImageNet. Top-1 and top-5 accuracies of image classification on ImageNet are reported in Table 2. Our

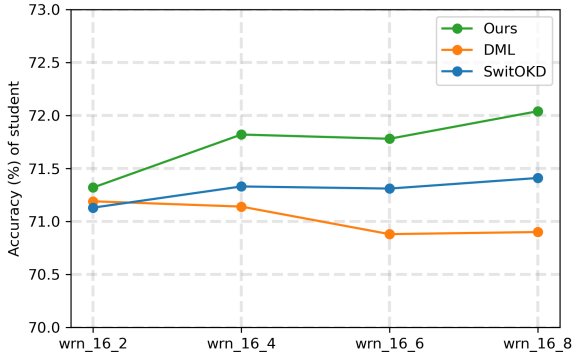


Figure 3. **Capacity Gap curve.** Student (ResNet20) trained via DML, SwitOKD, and BD-KD (ours) with different teacher networks of increasing capacity (WRN16-2 to WRN-16-8) on CIFAR100. As opposed to DML, with BD-KD the compact student’s performance is gradually increasing. BD-KD results to higher performance when compared to SwitOKD.

BD-KD produces substantially higher performance when compared to the baseline Vanilla KD, and other online distillation techniques. This shows that our technique is scalable to large-scale dataset.

4.2. Improving the capacity gap problem

One of the main consequences of the capacity gap problem in KD is that the student does not benefit from larger teacher distillation [13]. In Figure 3, we compare the available online distillation techniques and observe their behaviour with respect to the gap problem. Predominantly, BD-KD is performing well overall. We observe a steady boost as we increase our network size. As a matter of fact, with DML, online distillation has reduced performance when a higher capacity teacher is used. Similarly with SwitOKD, the student performance plateaus as we increase the teacher network size.

4.3. Comparison to other KD techniques

To further validate the adeptness of our method, we also compare our BD-KD with other offline KD techniques. Table 3 shows the performance of a student network WRN-16-2 distilled from a larger teacher network WRN-40-2 using state-of-the-art offline KD technique. We see that BD-KD offers comparable or even better student performance. We observe a substantial increase by 1.5% using vanilla KD (74.92 %) and using BD-KD (76.47). Similarly, we see a high boost in teacher’s performance with BD-KD (78.76 %) when compared to the one that is trained from scratch (75.61%).

4.4. Calibration Analysis

In Figure 4 we compare the reliability curves (also called calibration curves) of a student network ResNet20 distilled from a wideResNet of depth 16 and width 8 (WRN_16_8) using offline vanilla KD and online KD methods on CIFAR100. We observe that performing offline distillation gives an over-confident compact student network as compared to online KD techniques. With offline vanilla KD and by making the student match the confidence of the large pre-trained network, the confidence of the compact network is easily affected, shifting it to be more over-confident. A solution to mitigate miscalibration during distillation is to opt for online KD techniques. In Figure 4 (b), (c), and (d) we see that the same compact online student network is better calibrated than the baseline offline. We see a drop in the ECE from 0.1207 for offline to 0.0429 with DML, and 0.04108 with SwitOKD, and even lower drop to 0.0252 using BD-KD. Table 4 presents the expected calibration error of a student ResNet20 and WRN_16_6 on CIFAR100. We observe similar trend regarding the confidence calibration of offline and online KD techniques. Comprehensively, BD-KD (ours) pushes the compact student network to be better-calibrated when compared to the other online KD methods: ECE value dropped by almost half from DML or even SwitOKD via BD-KD.

4.5. Ablation Studies

In this section, we try to illustrate the efficiency of our method by performing extensive ablation experiments.

4.5.1 Understanding the effects of different types of KL for online distillation.

In this section we empirically understand the behavior of a student-teacher pair when trained with different combinations of the KL divergences. Figure 5 shows the accuracies of wrn_16_2 student (a) and WRN_40_2 teacher (b) trained collaboratively using online distillation on CIFAR100. Both student and teacher network are trained with cross entropy loss (with $\alpha_t = \alpha_s = 1$) in addition to the KL loss combination ($\beta_t = \beta_s = 1$) and without any form of weighting scheme. For clarity, the first tile on the top left corner represents that both teacher and student models are trained using forward KL in both of their distillation objective losses. This tile is equivalent to the basic DML technique. Based on these findings, we distinguish that the best trade-off between the teacher’s and student’s performances (Student 76.83% and Teacher at 79.08%) is when the student is trained using symmetrical KL and the teacher is using the reverse KL for their training. This is a substantial boost when compared to the conventional way of performing online KD with ML [25] (Student 75.63% and Teacher 78.05%).

Table 3. Test accuracy (%) of student network (WRN-16-2) and teacher (WRN-40-2) with various offline KD methods on CIFAR-100. (*) are values provided in [19]. (**) are values provided in [16].

Networks/KD Methods	Scratch	Vanilla KD* [7]	FitNet* [17]	AT* [24]	SP* [20]	RKD* [14]	CRD* [19]	RCO** [8]	DKD*** [26]	SwitOKD** [16]	BD-KD (Ours)
Teacher WRN-40-2	75.61	-	-	-	-	-	-	-	-	76.54	78.76
Student WRN-16-2	73.26	74.92	73.58	74.08	73.83	73.35	75.48	75.36	74.81	75.95	76.47

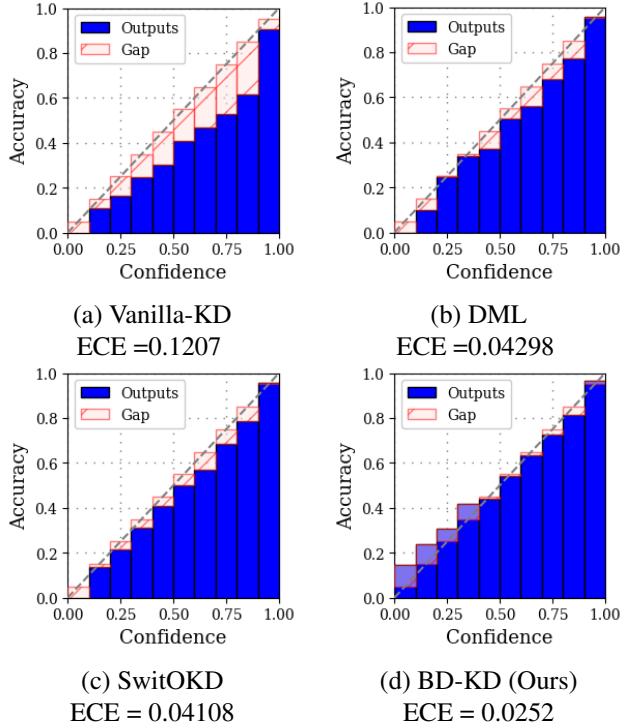


Figure 4. **Calibration curves** (ResNet 20 student, teacher WRN_16.8). Online KD methods improve calibration. Out of the online methods (DML, SwitOKD), BD-KD improves calibration the most.

Table 4. Expected Calibration Error (ECE) of Student ResNet20 trained with WRN-16-6 teacher on CIFAR-100. Results show that BD-KD achieves lower ECE overall KD techniques.

Network	Vanilla	DML	SwitOKD	BD-KD
Student ResNet20	0.1193 (11.93%)	0.0479 (4.79%)	0.0465 (4.65%)	0.0240 (2.40%)

4.5.2 Understanding the effects of weighting the KL divergences on the calibration of the compact student network.

To have a better understanding on the importance of sample weighting using the entropy strategy for balancing the KL divergence terms in online distillation with respect to confidence calibration, we compare the calibration curves and the ECE values of a student model trained with sample weighting and without weighting of the KL divergences in Eq.7. Figure 6 shows that the student model trained without

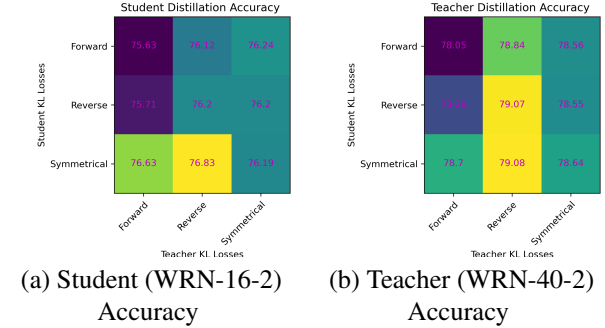


Figure 5. **Ablation study.** Understanding the effect of different combination of forward, reverse, and symmetric KL divergences for online distillation training. Results back up the motivation behind the design of the objective functions of the student and teacher networks and shows that training the compact student network with symmetric KL and the teacher with reverse KL enhances the performance of both network pair.

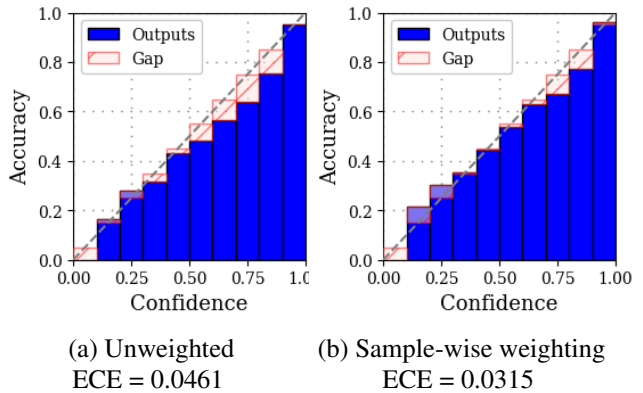


Figure 6. Student WRN_16.2 distilled from teacher WRN_40.2 on CIFAR100. (a) Student network trained without weighting (i.e. $\delta_1 = 1$ and $\delta_2 = 1$). (b) Student network trained using our proposed sample-weighting of the KL terms according to Eq. 6 and Eq.7. We observe that the proposed weighting scheme is positively contributing to the confidence calibration of the student model.

the proposed sample weighting scheme for the KL divergences is miscalibrated with an ECE of 0.0461. Whereas BD-KD (ours) shows a better calibrated network with an ECE of 0.0315 (around 1.5% decrease). If we look at the reliability diagram of BD-KD, our student became less confident for lower confidence values, but almost perfectly calibrated on middle to higher confidence values.

Table 5. Accuracy with three network setting using online distillation techniques on CIFAR-100 dataset. (*) are values provided in [16]. The network with (T) or (S) means it serves as a teacher or a student, respectively. (S/T) means that the network serves as both a teacher and a student at the same time.

Networks	Vanilla(*)	DML(*)	KDCL(*)	SwitOKD(*) (1T2S)	SwitOKD(*) (2T1S)	BD-KD (Ours) (1T2S)	BD-KD (Ours) (2T1S)
MobileNet	58.65 (S)	63.75 (S)	62.13 (S)	64.62 (S)	65.03 (S)	67.72 (S)	68.36 (S)
WRN-16-2	73.37 (S/T)	74.30 (S/T)	73.94 (S/T)	75.02 (S)	71.73 (T)	74.70 (S/T)	74.62 (S/T)
WRN-16-10	79.45 (T)	77.82 (T)	80.71 (T)	77.33 (T)	77.07 (T)	79.26 (T)	79.05 (T)

Table 6. **Ablation study.** Illustrating the effect of varying the temperature value τ on CIFAR-100. We report both teacher and student accuracies.


		T=1	T=2	T=3	T=4
Student	WRN_16_2	75.51	76.42	76.37	76.30
Teacher	WRN_16_40	78.00	78.80	79.02	78.92

4.5.3 Understanding the effects of temperature T on BD-KD.

We vary the value of the temperature τ when training with our proposed method and report the performances in terms of accuracies of both teacher and student networks. The temperature parameter τ softens the output probability distribution ensuring that the confidence gap is balanced to be able to make the student network match the teacher’s confidence via distillation. We find that $T=2$ to be the optimal value for τ . As we increase τ , we observe a decrease of performance in both networks. This could be linked to the fact that higher temperatures contribute in maximizing the entropy gap between the teacher and the student, hence making it very difficult for the student to follow the teacher.

4.6. BD-KD with multiple networks

Similar to DML and SwitchOKD, BD-KD can be extended for multiple networks. Since the loss functions between the teacher and the student are different, we adopt the same multiple-teacher setting as SwitchOKD. For instance, in a three-network training, there are two approaches to training the student model: the one-teacher-two-student setting (1T2S) and the two-teacher-one-student setting (2T1S). As can be seen in Table 5, we achieve a higher accuracy student across all methods using the 2T1S scenario, whereas the student for 1T2S is a little lower. The best explanation for this is that for 2T1S, the compact student learns an ensemble-like and diverse knowledge from multiple teachers. As for our teacher networks, our largest teacher with BD-KD achieve comparable results to the vanilla KD at 79.45% and KDCL at 80.71% but much higher than DML and SwitOKD 1T2S and 2T1S.



(a) SwitOKD [16]

(b) BD-KD (ours)

Figure 7. Visualization results of features on the test images from CIFAR10 with t-SNE [21].

4.7. Visualizations

We present visualizations of the t-SNE (Figure 7) from the perspective of a student network Wide-Resnet WRN-16-1 distilled from a larger teacher network WRN-16-8 on CIFAR-10 dataset. The t-SNE results show that the representations of BD-KD are more separable than the SwitOKD, proving that BD-KD contributes to the discriminability of deep features, hence better generalization.

5. Conclusion

This paper provides a new viewpoint on training online distillation under the network capacity gap for model compression. By adaptively balancing the KL divergences in the student’s loss function, we are able to improve both student accuracy and calibration as compared to other online distillation techniques. We highlighted the effectiveness of our method throughout different extensive experiments. We showed that our proposed method does not need complicated training to achieve well-performing student and teacher models and that it achieves better-calibrated compact student networks.

References

[1] Cristian Bucilua, Rich Caruana, and Alexandru Niculescu-Mizil. Model compression. In *Proceedings of the 12th ACM SIGKDD international conference on Knowledge discovery and data mining*, pages 535–541, 2006. 1

- [2] Defang Chen, Jian-Ping Mei, Can Wang, Yan Feng, and Chun Chen. Online knowledge distillation with diverse peers. *CoRR*, abs/1912.00350, 2019. [2](#)
- [3] Inseop Chung, SeongUk Park, Jangho Kim, and Nojun Kwak. Feature-map-level online adversarial knowledge distillation. In *International Conference on Machine Learning*, pages 2006–2015. PMLR, 2020. [2](#)
- [4] Jia Deng, Wei Dong, Richard Socher, Li-Jia Li, Kai Li, and Li Fei-Fei. Imagenet: A large-scale hierarchical image database. In *2009 IEEE conference on computer vision and pattern recognition*, pages 248–255. Ieee, 2009. [5](#)
- [5] Chuan Guo, Geoff Pleiss, Yu Sun, and Kilian Q Weinberger. On calibration of modern neural networks. In *International conference on machine learning*, pages 1321–1330. PMLR, 2017. [2](#), [5](#)
- [6] Qiushan Guo, Xinjiang Wang, Yichao Wu, Zhipeng Yu, Ding Liang, Xiaolin Hu, and Ping Luo. Online knowledge distillation via collaborative learning. In *Proceedings of the IEEE/CVF Conference on Computer Vision and Pattern Recognition*, pages 11020–11029, 2020. [2](#), [5](#)
- [7] Geoffrey Hinton, Oriol Vinyals, Jeff Dean, et al. Distilling the knowledge in a neural network. *arXiv preprint arXiv:1503.02531*, 2(7), 2015. [1](#), [2](#), [3](#), [7](#)
- [8] Xiao Jin, Baoyun Peng, Yichao Wu, Yu Liu, Jiaheng Liu, Ding Liang, Junjie Yan, and Xiaolin Hu. Knowledge distillation via route constrained optimization. In *Proceedings of the IEEE/CVF International Conference on Computer Vision*, pages 1345–1354, 2019. [1](#), [7](#)
- [9] Alex Krizhevsky, Geoffrey Hinton, et al. Learning multiple layers of features from tiny images. 2009. [5](#)
- [10] Ya Le and Xuan Yang. Tiny imagenet visual recognition challenge. *CS 231N*, 7(7):3, 2015. [5](#)
- [11] Yun Cheng Li, Jianchao Yang, Yale Song, Liangliang Cao, Jiebo Luo, and Li-Jia Li. Learning from noisy labels with distillation. In *Proceedings of the IEEE International Conference on Computer Vision*, pages 1910–1918, 2017. [1](#)
- [12] Aditya K Menon, Ankit Singh Rawat, Sashank Reddi, Seungyeon Kim, and Sanjiv Kumar. A statistical perspective on distillation. In *International Conference on Machine Learning*, pages 7632–7642. PMLR, 2021. [2](#)
- [13] Seyed Iman Mirzadeh, Mehrdad Farajtabar, Ang Li, Nir Levine, Akihiro Matsukawa, and Hassan Ghasemzadeh. Improved knowledge distillation via teacher assistant. In *Proceedings of the AAAI conference on artificial intelligence*, volume 34, pages 5191–5198, 2020. [1](#), [2](#), [6](#)
- [14] Wonpyo Park, Dongju Kim, Yan Lu, and Minsu Cho. Relational knowledge distillation. In *Proceedings of the IEEE/CVF Conference on Computer Vision and Pattern Recognition*, pages 3967–3976, 2019. [1](#), [7](#)
- [15] Biao Qian, Yang Wang, Hongzhi Yin, Richang Hong, and Meng Wang. Switchable online knowledge distillation. In *European Conference on Computer Vision*, pages 449–466. Springer, 2022. [2](#), [3](#), [5](#)
- [16] Biao Qian, Yang Wang, Hongzhi Yin, Richang Hong, and Meng Wang. Switchable online knowledge distillation. *arXiv preprint arXiv:2209.04996*, 2022. [5](#), [7](#), [8](#)
- [17] Adriana Romero, Nicolas Ballas, Samira Ebrahimi Kahou, Antoine Chassang, Carlo Gatta, and Yoshua Bengio. Fitnets: Hints for thin deep nets. *arXiv preprint arXiv:1412.6550*, 2014. [1](#), [5](#), [7](#)
- [18] Samuel Stanton, Pavel Izmailov, Polina Kirichenko, Alexander A Alemi, and Andrew G Wilson. Does knowledge distillation really work? *Advances in Neural Information Processing Systems*, 34:6906–6919, 2021. [2](#)
- [19] Yonglong Tian, Dilip Krishnan, and Phillip Isola. Contrastive representation distillation. *arXiv preprint arXiv:1910.10699*, 2019. [1](#), [5](#), [7](#)
- [20] Frederick Tung and Greg Mori. Similarity-preserving knowledge distillation. In *Proceedings of the IEEE/CVF International Conference on Computer Vision*, pages 1365–1374, 2019. [7](#)
- [21] Laurens Van der Maaten and Geoffrey Hinton. Visualizing data using t-sne. *Journal of machine learning research*, 9(11), 2008. [8](#)
- [22] Serena Wang, Harikrishna Narasimhan, Yichen Zhou, Sara Hooker, Michal Lukasik, and Aditya Krishna Menon. Robust distillation for worst-class performance. *arXiv preprint arXiv:2206.06479*, 2022. [2](#)
- [23] Yisen Wang, Xingjun Ma, Zaiyi Chen, Yuan Luo, Jinfeng Yi, and James Bailey. Symmetric cross entropy for robust learning with noisy labels. In *Proceedings of the IEEE/CVF International Conference on Computer Vision*, pages 322–330, 2019. [4](#)
- [24] Sergey Zagoruyko and Nikos Komodakis. Paying more attention to attention: Improving the performance of convolutional neural networks via attention transfer. *arXiv preprint arXiv:1612.03928*, 2016. [7](#)
- [25] Ying Zhang, Tao Xiang, Timothy M Hospedales, and Huchuan Lu. Deep mutual learning. In *Proceedings of the IEEE conference on computer vision and pattern recognition*, pages 4320–4328, 2018. [2](#), [5](#), [6](#)
- [26] Borui Zhao, Quan Cui, Renjie Song, Yiyu Qiu, and Jiajun Liang. Decoupled knowledge distillation. In *Proceedings of the IEEE/CVF Conference on Computer Vision and Pattern Recognition*, pages 11953–11962, 2022. [1](#), [5](#), [7](#)

BD-KD: Balancing the Divergences for Online Knowledge Distillation

Supplementary Material

A. More details on the adaptive weighting

Let's assume f_s and f_t are the predictor that the student and the teacher networks learn respectively, where the teacher's logit, z_i^t , for the i -th sample (x_i, y_i) , is: $z_i^t = f_t(x_i, y_i)$. Similarly the student's logit is defined as $z_i^s = f_s(x_i, y_i)$. The output of the two networks is categorical predictive distribution over the c classes: $p_s(y_i = j|x_i) = \sigma(z_i^{s,\tau}) = \exp(z_i^s/\tau) / \sum_{j=1}^c \exp(z_j^s/\tau)$ and $p_t(y_i = j|x_i) = \sigma(z_i^{t,\tau}) = \exp(z_i^t/\tau) / \sum_{j=1}^c \exp(z_j^t/\tau)$. The per-sample entropy of the predictive distribution is calculated as follow:

$$H_t(x_i, y_i) = - \sum_{j=0}^c p_t(y_i = j|x_i) \log(p_t(y_i = j|x_i))$$

$$H_s(x_i, y_i) = - \sum_{j=0}^c p_s(y_i = j|x_i) \log(p_s(y_i = j|x_i))$$

these entropy values are used to weigh the symmetric KL loss:

$$\delta_i^r = \begin{cases} 1 & \text{if } H_s(x_i, y_i) - H_t(x_i, y_i) < 0 \\ v & \text{otherwise} \end{cases}$$

$$\delta_i^f = \begin{cases} v & \text{if } H_s(x_i, y_i) - H_t(x_i, y_i) < 0 \\ 1 & \text{otherwise} \end{cases}$$

where δ_i^f and δ_i^r are respectively the per-sample weights of the forward and reserve KL loss in Eq.7 and v is a hyper-parameter with values greater than one.

B. Extension to multi-networks (details)

One Teacher Two Students (1T2S) loss functions: the student losses in this case are:

$$\begin{aligned} L_{KD}^{s_1} &= \alpha_{s_1} \sum_i L_{CE}(\hat{y}_i^{s_1}, y_i) \\ &+ \tau^2 \beta_{s_1} \sum_i \delta_{i,f}^{s_1,t} D_{KL}(\hat{y}_{i,\tau}^t || \hat{y}_{i,\tau}^{s_1}) \\ &+ \tau^2 \beta_{s_1} \sum_i \delta_{i,r}^{s_1,t} D_{KL}(\hat{y}_{i,\tau}^{s_1} || \hat{y}_{i,\tau}^t) \\ &+ \tau^2 \beta_{s_1} \sum_i \delta_{i,f}^{s_1,s_2} D_{KL}(\hat{y}_{i,\tau}^{s_2} || \hat{y}_{i,\tau}^{s_1}) \\ &+ \tau^2 \beta_{s_1} \sum_i \delta_{i,r}^{s_1,s_2} D_{KL}(\hat{y}_{i,\tau}^{s_1} || \hat{y}_{i,\tau}^{s_2}) \end{aligned}$$

$$\begin{aligned} L_{KD}^{s_2} &= \alpha_{s_2} \sum_i L_{CE}(\hat{y}_i^{s_2}, y_i) \\ &+ \tau^2 \beta_{s_2} \sum_i \delta_{i,f}^{s_2,t} D_{KL}(\hat{y}_{i,\tau}^t || \hat{y}_{i,\tau}^{s_2}) \\ &+ \tau^2 \beta_{s_2} \sum_i \delta_{i,r}^{s_2,t} D_{KL}(\hat{y}_{i,\tau}^{s_2} || \hat{y}_{i,\tau}^t) \\ &+ \tau^2 \beta_{s_2} \sum_i \delta_{i,f}^{s_2,s_1} D_{KL}(\hat{y}_{i,\tau}^{s_1} || \hat{y}_{i,\tau}^{s_2}) \\ &+ \tau^2 \beta_{s_2} \sum_i \delta_{i,r}^{s_2,s_1} D_{KL}(\hat{y}_{i,\tau}^{s_2} || \hat{y}_{i,\tau}^{s_1}) \end{aligned}$$

and the teacher loss is:

$$\begin{aligned} L_{KD}^t &= \alpha_t \sum_i L_{CE}(\hat{y}_i^t, y_i) \\ &+ \tau^2 \beta_t \sum_i (D_{KL}(\hat{y}_{i,\tau}^t || \hat{y}_{i,\tau}^{s_1}) + D_{KL}(\hat{y}_{i,\tau}^t || \hat{y}_{i,\tau}^{s_2})) \end{aligned}$$

Two Teachers One student (2T1S) loss functions the teacher losses in this case are defined as follows:

$$L_{KD}^{t_1} = \alpha_{t_1} \sum_i L_{CE}(\hat{y}_i^{t_1}, y_i) + \tau^2 \beta_{t_1} \sum_i D_{KL}(\hat{y}_{i,\tau}^{t_1} || \hat{y}_{i,\tau}^s)$$

$$L_{KD}^{t_2} = \alpha_{t_2} \sum_i L_{CE}(\hat{y}_i^{t_2}, y_i) + \tau^2 \beta_{t_2} \sum_i D_{KL}(\hat{y}_{i,\tau}^{t_2} || \hat{y}_{i,\tau}^s)$$

and the student loss is:

$$\begin{aligned} L_{KD}^s &= \alpha_s \sum_i L_{CE}(\hat{y}_i^s, y_i) \\ &+ \tau^2 \beta_s \sum_i \delta_{i,f}^{s,t_1} D_{KL}(\hat{y}_{i,\tau}^{t_1} || \hat{y}_{i,\tau}^s) \\ &+ \tau^2 \beta_s \sum_i \delta_{i,r}^{s,t_1} D_{KL}(\hat{y}_{i,\tau}^s || \hat{y}_{i,\tau}^{t_1}) \\ &+ \tau^2 \beta_s \sum_i \delta_{i,f}^{s,t_2} D_{KL}(\hat{y}_{i,\tau}^{t_2} || \hat{y}_{i,\tau}^s) \\ &+ \tau^2 \beta_s \sum_i \delta_{i,r}^{s,t_2} D_{KL}(\hat{y}_{i,\tau}^s || \hat{y}_{i,\tau}^{t_2}) \end{aligned}$$

C. Expected Calibration Error and Reliability Curves

In order to evaluate the degree of mis-calibration of the student network we use Calibration Curves and Expected Calibration Error measures.

Calibration Curves. To assess if a model is well calibrated, we often plot the *calibration curve*, also referred to as *reliability diagram* [5]. The diagrams is one way of depicting model calibration where the expected accuracy of the network is plotted as a function of its confidence (i.e. softmax probabilities). A "perfectly" calibrated model is represented by the identity function. A deviation above (under-confidence) or below (over-confident) the diagonal is an indication of a mis-calibrated model. To obtain this curve, first, we partition the confidence estimates into $M = 10$ equal interval bins I_m . Then, we proceed to calculate the accuracy of each bin as follows:

$$acc(B_m) = \frac{1}{|B_m|} \sum_{i \in B_m} \mathbb{1}(\hat{y}_i = y_i)$$

where \hat{y}_i and y_i are the predicted and true class labels of sample i respectively, and B_m is the set of samples indices whose confidence falls into interval m . Finally, we compute the average confidence within each bin:

$$B_m : conf(B_m) = \frac{1}{|B_m|} \sum_{i \in B_m} \hat{p}_i$$

where \hat{p}_i is the confidence for sample i .

Expected Calibration Error. In contrast to the calibration curves, which are visual diagrams capturing the degree of model calibration, the Expected Calibration Error (ECE) is a function that returns a scalar value measuring the degree of miscalibration of the model. Similar to the calibration curves, confidence values are partitioned into $M = 10$ equal bins. ECE is defined as the weighted average of the difference between the accuracy and confidence at each bin:

$$ECE = \sum_{m=1}^M \frac{|B_m|}{n} |acc(B_m) - conf(B_m)|$$

D. Other related results

Table 7 shows the ECE of student networks MobileNet and WRN-16-2 trained simultaneously with one single teacher network WRN-16-10 with SwitOKD and BD-KD. We observe that our method resulted in a lower ECE error overall. We observe a higher drop in ECE with the smallest capacity student network using our method.

Figure 8 shows the confidence calibration (i.e. the distribution of prediction confidence or probabilities associated with the target labels) of a ResNet20 student network

Table 7. Expected Calibration Error (ECE) of Student Mobilenet and WRN-16-2 trained with WRN-16-10 teacher on CIFAR-100. Results show that BD-KD achieves lower ECE overall.

Networks	SwitOKD	BD-KD (ours)
MobileNet (trained with 1T2S)	0.034	0.028
WRN-16-2 (trained with 1T2S)	0.037	0.034

trained with various KD techniques (vanilla offline KD (a), DML (b), SwitOKD (c), and BD-KD (d)). With the vanilla offline KD, we see a lot of concentration in the highest confidence bins (between 0.9- 1.0) and there is a huge gap between the accuracy and the expected confidence when compared to the online KD techniques. For both DML and SwitOKD, we see a slight decrease in the gap between the accuracy of the student model and the average accuracy. However, the most significant decrease in the gap is using BD-KD (ours). Indeed, we see that the average confidence of the student ResNet20 matches very closely the expected confidence.

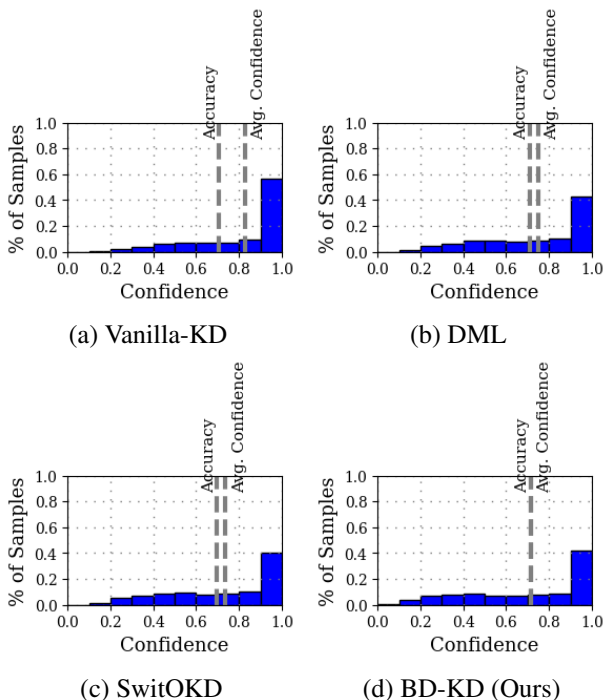


Figure 8. **Confidence histograms** (ResNet 20 student, teacher WRN_16.8) on CIFAR-100.

Figure 9, shows the calibration curves with ResNet20 student with a smaller capacity teacher WRN-16-6 (than WRN-16-10). Similar to our previous observations, BD-KD leads to a better-calibrated model over-all (the bars are almost aligned along the diagonal).

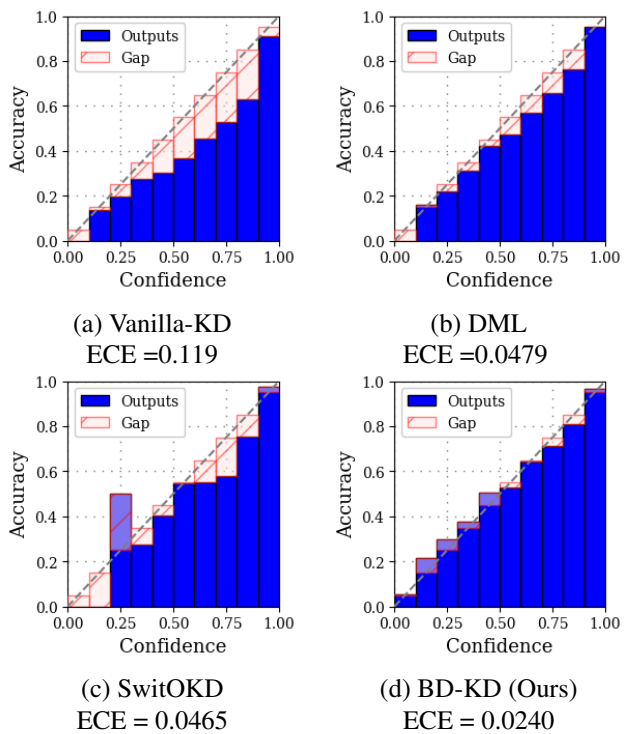


Figure 9. **Calibration curves** (ResNet 20 student, teacher WRN.16.6) on CIFAR-100. Online KD methods improve calibration. Out of the online methods (DML, SwitOKD), BD-KD improves calibration the most.