

# GAE-ISUMM: Unsupervised Graph-Based Summarization of Indian Languages

Lakshmi Sireesha Vakada<sup>1</sup>, Anudeep Ch<sup>1</sup>, Mounika Marreddy<sup>1</sup>, Subba Reddy Oota<sup>2</sup>, Radhika Mamidi<sup>1</sup>

<sup>1</sup> IIIT Hyderabad, <sup>2</sup> Inria Bordeaux, France

{lakshmi.sireesha, mounika.marreddy}@research.iiit.ac.in, anudeepch528@gmail.com, subba-reddy.oota@inria.fr and radhika.mamidi@iiit.ac.in

**Abstract**—Document summarization aims to create a precise and coherent summary of a text document. Many deep learning summarization models are developed mainly for English, often requiring a large training corpus and efficient pre-trained language models and tools. However, English summarization models for low-resource Indian languages are often limited by rich morphological variation, syntax, and semantic differences. In this paper, we propose GAE-ISUMM, an unsupervised Indic summarization model that extracts summaries from text documents. In particular, our proposed model, GAE-ISUMM uses Graph Autoencoder (GAE) to learn text representations and a document summary jointly. We also provide a manually-annotated Telugu summarization dataset TELSUM, to experiment with our model GAE-ISUMM. Further, we experiment with the most publicly available Indian language summarization datasets to investigate the effectiveness of GAE-ISUMM on other Indian languages. Our experiments of GAE-ISUMM in seven languages make the following observations: (i) it is competitive or better than state-of-the-art results on all datasets, (ii) it reports benchmark results on TELSUM, and (iii) the inclusion of positional and cluster information in the proposed model improved the performance of summaries. We open-source our dataset and code <sup>1</sup>.

**Index Terms**—component, formatting, style, styling, insert

## I. INTRODUCTION

Document summarization aims to minimize the content in a text document and preserve the salient information. There are usually two categories of summarization techniques: Extractive [1] and Abstractive [2]. Extractive summarization extracts salient text from the document. Whereas Abstractive summarization concisely paraphrases the information contained in the document. Understanding text’s contextual and semantic representation is one of the main challenges for effective summaries. Traditional methods extract summaries based on hand-crafted features, including Term Frequency [3], Sentence Position, and Length [4], and largely depend on the availability of NLP tools.

Significant progress has been made in single document extractive summarization by using recent popular deep learning models such as RNNs [1], CNNs [5], attention-based models [6], and sequence to sequence models [7]. Also, most of these models follow encoder-decoder-based approaches to generate summaries in a supervised or unsupervised setting [8]. However, these models lack in capturing the global context and the long-distance sentence relationships present in a document. Modeling long-range inter-sentence relationships

with transformer-based models are still challenging [9] and require massive computation and memory. By capturing the long-term dependencies and treating the document as a graph [10], graph-based approaches assist in overcoming these limitations.

Recently, Graph based models have been used to capture the cross-sentence relationships for summarization [11], [12]. They have also proven their dominance in other fields such as classification [13], [14], and semantic role labelling [15]. Graph-based models are capable of drawing syntactic information, exploiting long-range multi-word relations, and have been deployed on document-word relationships [16], [17].

To make our model more effective and computation friendly, we get to the idea of a recently proposed method, Graph Autoencoder (GAE) [18]. GAE here captures the hidden semantic information between documents and sentences by using the idea of an autoencoder (AE) [19] to graph-structured data. Few recent papers have also obtained benchmark results on text classification using GAEs [20]. However, the application of GAE to document summarization is an unexplored area. Also, adopting an AE or GAE trained on English corpora for Indian languages have significant limitations: (i) lack of such large-scale human-annotated datasets, (ii) rich morphological variation, and (iii) syntactic and semantic differences. Moreover, due to the dearth of various qualitative tools and scarcity of annotated data, summarization models are not well studied for low-resource Indian languages.

Unlike English, few preparatory works have studied text summarization for Indian languages. In these works, the authors use existing methods such as keyword extraction [21], hand-crafted features [22], and TextRank algorithm [23] to extract the summaries. In another recent work, [24] proposes a heuristic model based on the frequency score of named entities and the vocabulary of the document to produce summaries. Unfortunately, all these works were limited to existing baseline models that rank sentences based on term frequency or similarity heuristics. Also, none of the works focused on learning sentence or document representations, which is crucial for an effective summarization model. In this scenario, unsupervised approaches are alluring as they do not require any labeled data for training.

Inspired by the GAE [18], SummPip [25], and Saliency Score Estimation [26], we propose GAE-ISUMM: an unsupervised extractive summarization model that jointly opti-

<sup>1</sup><https://github.com/scsmuhio/Summarization>

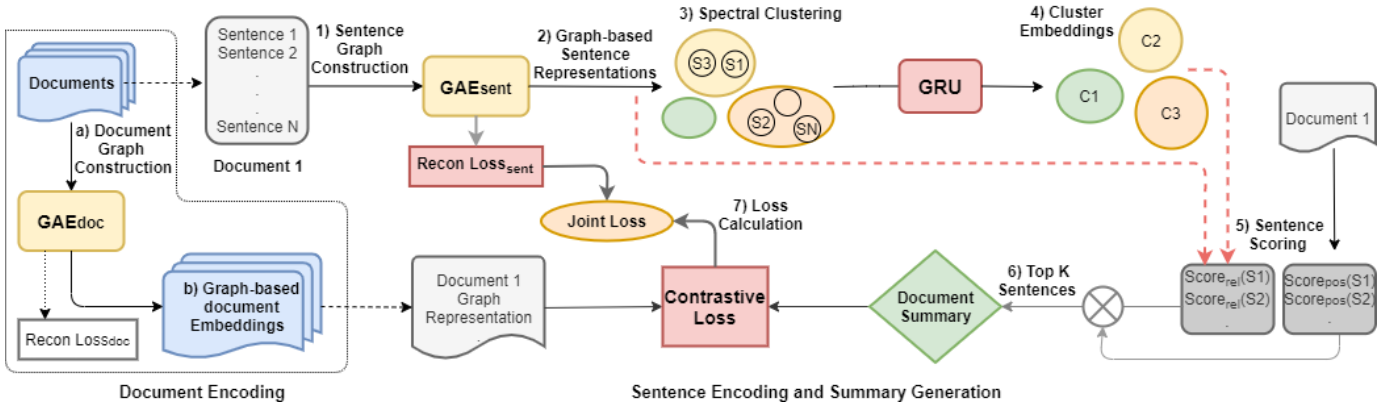


Fig. 1. Outline of GAE-ISUMM. Our model GAE-ISUMM involves two phases: Document Encoding - a) Document Graph Construction and b) Obtaining Graph-based Representations; Sentence Embedding and Summary Generation involves seven steps starting from 1) Sentence Graph Construction to 7) Loss calculation.

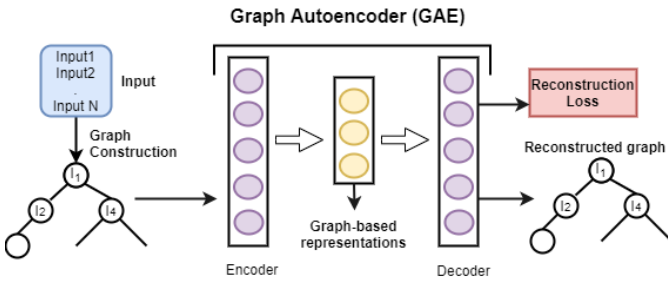


Fig. 2. GAE model

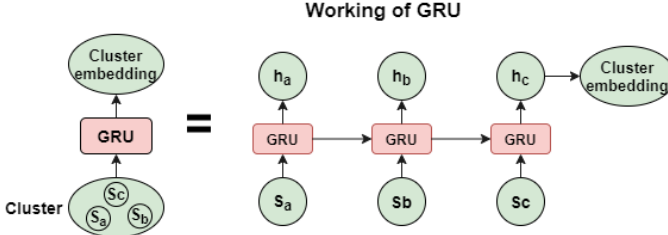


Fig. 3. Working of GRU

mizes the loss between document representations, sentence representations and generated summaries to showcase better performance. More importantly, our proposed model simultaneously learns the sentence representations and summary of the document, while earlier methods extract summaries after learning the sentence representations. Fig. 1 illustrates our proposed method, GAE-ISUMM.

Our main contributions are as follows:

- We propose GAE-ISUMM, an unsupervised model that learns a summary from the input document. Also, to the best of our knowledge, we are the first to apply GAE for the summarization task.
- We formulate the problem as a graph network to learn sentence and document representations using GAE and perform text summarization jointly with our proposed method.

- To the best of our knowledge, we are the first to investigate the effectiveness of graph-based embeddings for different Indian languages in an unsupervised setting.
- We further introduce TELSUM, a manually annotated Telugu summarization dataset of 501 document-summary pairs.
- We experimented our proposed model, GAE-ISUMM, on different datasets with monolingual and bilingual settings across seven Indian languages.

This paper aims to bridge the gap by creating models and resources for the summarization task of Indian languages. The proposed method, GAE-ISUMM, can be extended to other resource languages that are closer to Indian languages culturally and linguistically by translating this resource without losing the rich morphological variations.

## II. DATASETS

Most of the summarization datasets of Indian languages are web scraped and consider the headline or the first lines of the text as summary [27]. Table I reports the statistics of different summarization datasets available for Indian languages. Based on the compression ratio, we notice that the summary of the article is either under-representing or over-representing the document. Unlike existing datasets, we introduce a dataset TELSUM for Telugu that is manually annotated (human-written summaries) to create a gold-standard summarization dataset. Here we provide a brief overview of our TELSUM dataset and other existing Indic datasets, which we employ in our experiments.

### TELSUM: *New Telugu Summarization Dataset*

For TELSUM, we scraped a total of 4020 documents (news articles) from a Telugu news website *samyam*<sup>2</sup>. After crawling the documents, we cleaned and preprocessed<sup>3</sup> the data by removing the unwanted URLs, hash-tags, hyperlinks,

<sup>2</sup><https://telugu.samayam.com/>

<sup>3</sup><https://tinyurl.com/2p8pf4kr>

TABLE I

STATISTICS OF TELSUM AND DIFFERENT AVAILABLE SUMMARIZATION DATASETS IN INDIAN LANGUAGES. HERE, THE COMPRESSION RATIO IS THE AVERAGE LENGTH OF THE SUMMARY TO THE AVERAGE DOCUMENT LENGTH.

Dataset	Lang	#Docs	Avg len of doc	Compression ratio
TELSUM	Telugu (te)	501	17.43	0.170
NCTB	Bengali (bn)	200	08.06	0.518
BNLPC	Bengali (bn)	139	12.78	0.129
Marathi	Marathi (mr)	100	14.80	0.513
Hindi Short	Hindi (hi)	66,367	17.91	0.056
XL-sum	Telugu (te)	11,308	31.14	0.032
	Bengali (bn)	8,226	41.53	0.024
	Tamil (ta)	17,846	33.59	0.030
	Gujarati (gu)	9,665	49.68	0.020
	Punjabi (pa)	8,678	41.02	0.020
	Marathi (mr)	11,164	55.13	0.018
	Hindi (hi)	51,715	29.79	0.036

English text, and redundant documents (5 sentences). Post-processing, we obtained a total of 3098 documents, of which 2597 documents are used for training the GAE-ISUMM in an unsupervised setting, and the remaining documents (501) form the test dataset, henceforth referred to as TELSUM<sup>4</sup>. Our TELSUM dataset consists of 501 document-summary pairs. These summaries were manually written by two professional annotators who are native Telugu speakers. Three highly proficient Telugu native speakers verified the written summaries regarding readability, relevance, and creativity. Further, we use these annotated summaries to evaluate our model GAE-ISUMM. The privacy details, fair compensation for annotators, and ethical concerns are discussed in Section VII. Further details regarding the annotation guidelines are provided in the appendix.

*Other Datasets: XL-sum:* XL-sum is a comprehensive and diverse dataset [27] extracted from the BBC website. It covers 44 languages, of which we consider seven Indian languages and English for our experiments.

*NCTB and BNLPC:* NCTB and BNLPC [28] are Bengali abstractive and extractive summarization datasets extracted from Bangladesh textbooks and Bengali daily newspapers, respectively.

*Marathi, and Hindi Short Summaries:* Marathi dataset is extractive and collected from a news website<sup>5</sup>. Hindi short summarization dataset consists of 330k articles scraped from a news Hindi website<sup>6</sup> which considers the headline as the summary of the article.

### III. METHODOLOGY

In this section, we explain (i) the overview of GAE, (ii) Graph construction, and (iii) a detailed description of the proposed method GAE-ISUMM

#### A. Graph Autoencoder (GAE)

Graph Autoencoder (GAE) [18] takes input, an undirected weighted graph  $\mathcal{G} := (\mathcal{V}, A, X)$ , where  $\mathcal{V}$  is a set of  $N$  nodes  $(v_1, v_2, \dots, v_N)$ ,  $A \in \mathbb{R}^{N \times N}$  is a symmetric adjacency

matrix representing node relationships and  $X \in \mathbb{R}^{N \times D}$  is the node feature matrix. GAE obtains an encoding  $Z \in \mathbb{R}^{N \times P}$ , a reduced dimension space of  $X$ . The GAE model tries to reconstruct an Adjacency matrix  $A'$  close to the empirical graph ( $A$ ) while  $Z$  captures the essential components of  $\mathcal{G}$ . We stack an inner product decoder to reconstruct the graph as follows:

$$A' = g(AH^{(1)}\Theta_1) \quad (1)$$

$$Z = H^{(1)} = f(AX\Theta_0) \quad (2)$$

where  $g$  is an activation function, and  $\Theta_0, \Theta_1$  are the weights learned from the graph reconstruction. Fig. 2 briefly describes the workflow of the GAE model.

#### B. Graph Construction

The GAE-ISUMM incorporates graph construction at two levels - one at the sentence level (each node representing a sentence in the sentence graph) and another at the document level (each node representing a document in the document graph), as shown in Fig. 1. We use cosine similarity to identify the relationship between the nodes, which helps us build the graph's adjacency matrix. The goal of graph construction is to capture the global context either within the document (sentence level graph) (or) across all the documents (document level graph).

#### C. GAE-ISUMM

The overall pipeline of our proposed model GAE-ISUMM is described in Fig. 1. Our proposed model involves training in two phases: i) document encoding and ii) sentence encoding and summary generation, where each phase is trained separately. The following subsections explain all the key components of GAE-ISUMM.

##### 1) Document Level Graph Construction and Encoding::

To build a document-level graph across all the documents, first, we obtain sentence representations for each document as further discussed in section 2) Sentence Encoding In order to get the document representation, we map each node or document  $D_j$  to a fixed-length vector ( $X_{doc}$ ) by averaging all the sentence representations in  $D_j$ . Finally, the document-level graph is fed into  $GAE_{doc}$  to obtain the graph-based latent document representations ( $Z_{doc}$ ). The  $GAE_{doc}$  model is trained independently by minimizing the reconstruction loss of document level graph (Recon loss<sub>doc</sub>). These obtained latent document representations ( $Z_{doc}$ ) are further used in the GAE-ISUMM model while calculating loss.

2) *Sentence Encoding and Summary generation:* Here, we try to explain the remaining components of our model in detail. They are organized in the following manner: (i) sentence level graph construction, (ii) sentence encoding, (iii) clustering and cluster embeddings, (iv) sentence scoring and selection, and (v) loss calculation. All these components are processed at a single document level.

1) *Sentence Level Graph Construction:* We build a sentence-level graph for each document  $D := (S_1, S_2, \dots, S_N)$  where each sentence  $S_i$  is considered as a node. To obtain a sentence-level graph, we use existing Indic pre-trained language models [29]–[31] and various multilingual pre-trained

<sup>4</sup><https://github.com/scsmuhio/Summarization>

<sup>5</sup><https://tinyurl.com/mtz473dr>

<sup>6</sup><https://tinyurl.com/4pd86b55>

models [32]–[34] to get a fixed-length vector representation for each sentence. The pre-trained language models help us detect the high-level contextual features capturing precise semantic and syntactic relationships. We also investigate monolingual distributed word embeddings and pre-trained language models available for Telugu language [31]. After mapping each node to a fixed-length vector, the sentence-level graph is fed into  $GAE_{sent}$  to obtain latent graph-based representations ( $Z_{sent}$ ) of each sentence in the document.

2) *Sentence Encoding*: We experiment with different pre-trained language models to obtain text representations. The details of the language models are as follows:

*Distributed Word Embeddings*: We use Word2vec-Te, Glove-Te, and FastText-Te word embedding models, trained on a large Telugu dataset of 8 million sentences [31]. We average the word embeddings in the sentence to obtain the sentence representation.

*Pre-trained Telugu Transformer Language Models*: We use the monolingual pre-trained Transformer models such as BERT-Te, Albert-Te, and Roberta-Te available for Telugu [31].

*Multilingual Embeddings* Recently, the NLP community has contributed large-scale multilingual models for Indian languages performing exceptionally well compared to other representations. We experiment with few such multilingual models: IndicBERT [29], mBERT [32], XLM-R [33], mT5 [34] to obtain sentence representations.

3) *Clustering and Cluster Embeddings*: A document usually consists of multiple events (or) a series of events; we believe that clustering on the document helps to segregate better and understand the document. To accomplish this, we generate cluster representations to incorporate the cluster information in the final summary. We applied spectral clustering [35] on the latent sentence representations  $Z_{sent}$  obtained from  $GAE_{sent}$ , where the spectral clustering method partitions a document of  $N$  sentences into  $M$  clusters ( $c_1, c_2, \dots, c_M$ ).

For each cluster  $c_i$  with  $|c_i|$  sentences, the GRU [36] mechanism outputs a cluster embedding  $C_i$  on top of sentence embeddings in cluster  $c_i$  (please refer Fig. 3). Here, the sentences are passed into GRU according to their relative position in the document. Finally, we extract the last hidden state  $h_{|c_i|}$  of GRU to obtain cluster embedding  $C_i$ , as shown in Equation (4). This cluster embedding has a semantic overview of the entire cluster, which helps to capture significant text.

$$h_t = \text{GRU}(h_{t-1}, S_t^i) \quad (3)$$

$$C_i = h_{|c_i|} \quad (4)$$

where  $S_t^i$  represents sentence at  $t^{\text{th}}$  time unit in cluster  $c_i$ .

4) *Sentence Scoring and Selection*: For each sentence  $S_i$  of cluster  $c_j$  in the document  $D$ , we estimate the sentence score using two criteria, (i) Sentence relevance score ( $score_{rel}$ ) and (ii) Sentence position score ( $score_{pos}$ ). To estimate  $score_{rel}$ , we first calculate weighted relevance scores using the  $f(S_i, D)$  in Equation (5) similar to attention mechanism [37]. Later, the scores are normalized via Softmax to obtain  $score_{rel}$  as shown in Equation (6).

$$f(S_i, D) = \omega^T \tanh(W_1 * Z_{sent}^{S_i} + W_2 * C_j) \quad (5)$$

$$score_{rel}(S_i, D) = \frac{f(S_i, D)}{\sum_{S_p \in C_j} f(S_p, D)} \quad (6)$$

where  $Z_{sent}^{S_i}$  denotes the graph-based latent sentence representation of  $S_i$ ,  $C_j$  represents its cluster embedding, and  $\{\omega, W_1, W_2\}$  are trainable parameters. Inspired from [38],  $score_{pos}$  (refer Equation (7)) is calculated based on the relative position  $P(S_i) \in [1, 2, \dots, N]$  of sentence  $S_i$  in the Document  $D := (S_1, S_2, \dots, S_N)$ . Sentences at the start of the document are given high priority than the rest as they provide more relevant information about the entire document [39]. The final sentence score is calculated as shown in Equation (8).

$$score_{pos}(S_i, D) = \max\left(0.5, \exp\left(\frac{-P(S_i)}{\sqrt[3]{N}}\right)\right) \quad (7)$$

$$score(S_i, D) = \alpha * score_{rel}(S_i, D) + \beta * score_{pos}(S_i, D) \quad (8)$$

The variables in Equation (8):  $\alpha, \beta \in [0, 1]$  with  $\alpha + \beta = 1$ , assign relative weights to  $score_{rel}$  and  $score_{pos}$ , respectively. In every iteration, we sort the sentences in descending order of their sentence scores, and the top  $K$  sentences are considered our predicted summary ( $\hat{S}$ ) of the document. We obtain our final candidate summary whenever our model reaches the local minima solution.

5) *Loss calculation*: We estimate the contrastive loss [40] between the graph-based latent document representations ( $Z_{doc}^D$ ) and the average of all sentence representations in the candidate summary. The final loss  $\mathcal{L}$  is calculated as follows:

$$\mathcal{L} = \text{Reconstruction loss}(GAE_{sent}) + \text{Contrastive loss}(\hat{S}, Z_{doc}^D) \quad (9)$$

#### IV. EXPERIMENTS AND EVALUATION

This section describes GAE-ISUMM training setup, hyperparameter tuning, and evaluation metrics.

##### A. Model Training Setup & Hyperparameters

Here, we describe the training details of document encoding ( $GAE_{doc}$ ), sentence encoding ( $GAE_{sent}$ ), and summary generation over all documents. In our GAE-ISUMM, we train each phase ( $GAE_{doc}$ ,  $GAE_{sent}$  and summary generation) separately. The final training was performed by minimizing the joint loss (Reconstruction loss + Contrastive loss) over all the documents, as mentioned in Equation (9).

The model trainable parameters in  $GAE_{doc}$ ,  $GAE_{sent}$ , GRU, and sentence scoring  $\{\omega, W_1, W_2\}$  are described below. To perform document summarization using GAE-ISUMM, we set the first convolution layer’s embedding size as 128 for distributed word embeddings and 256 for remaining representations. The input feature vectors are extracted from different language models with an input size of 300 for word embeddings and 768 for other representations. Since IndicBERT [29] shows superior performance over other multilingual models, in this paper, we use IndicBERT for input feature extraction for all other experiments.

We use Adam optimizer with an initial learning rate of 0.001 to train  $GAE_{doc}$ . We use the scikit-learn package of Spectral

TABLE II

COMPARISON OF ROUGE SCORE RESULTS OF GAE-ISUMM WITH OTHER METHODS ON TELSUM DATASET.

Model		R-1	R-2	R-L
TextRank		36.77	22.14	34.30
LexRank		38.89	26.65	36.45
SumBasic		34.97	20.24	33.65
KL Greedy		33.85	18.71	31.77
GAE-ISUMM	Word2Vec	42.81	30.13	41.53
	Glove	42.81	30.13	41.53
	FastText	42.49	33.42	41.49
	BERT-Te	45.12	34.81	43.83
	ALBERT-Te	44.45	31.78	43.20
	Robert-Te	45.84	37.19	44.69
	XLM-R	45.24	<b>38.49</b>	44.14
	Indicbert	<b>46.29</b>	36.6	<b>44.9</b>
	mbert	44.12	34.72	41.95
mT5	45.47	35.08	43.83	
mbart	44.86	32.9	42.27	

Clustering to perform sentence graph clusterization. After experimenting with various values, the number of clusters is considered close to the average number of sentences in annotated summaries. The joint loss function is optimized with an Adam optimizer and a learning rate of 0.0005. We experimented with a range of values to determine the choice of  $\alpha$  and  $\beta$ . The model was effective when  $\alpha=0.6$  and  $\beta=0.4$ . To extract the summary, we chose the value of K (number of sentences in the predicted summary) dependent on the number of clusters. We train each phase of the model to a maximum of 40 epochs. The experiments were performed on a single V100 16GB RAM GPU machine.

### B. Evaluation Metrics

We use ROUGE [41] F1-metric (ROUGE-1 (R-1), ROUGE-2 (R-2), ROUGE-L (R-L) ) to evaluate our model. ROUGE-N score refers to N-grams overlap between candidate and gold summary (human reference summary). While ROUGE-L refers to the longest matching sub-sequence of candidate and gold summary.

## V. RESULTS AND ANALYSIS

The effectiveness of our proposed model is evaluated by comparing with several existing baselines such as TextRank [42], LexRank [4], SumBasic [43], and KL Greedy [44]. In particular, we analyze our GAE-ISUMM method on TELSUM as well as on other existing Indian language datasets. We also describe the performance of each component of our proposed method in the ablation study.

### A. Performance on TELSUM Dataset

Table II reports the ROUGE scores of the baseline methods and our proposed method GAE-ISUMM with various pre-trained language model features as input. We make the following observations from Table II: (i) All the baseline models follow a basic heuristic based on similarity, which showcases lower ROUGE scores than GAE-ISUMM. GAE-ISUMM demonstrates its efficacy by surpassing all baselines using any Telugu or multilingual pre-trained model. We contend that graph-based representations facilitate the capture of both global (document-level) and local (sentence-level)

Human reference summary	<p>కిందటి సంవత్సరంలో కన్నా ఈ సంవత్సరం భారత లో కరోనా మరణ భయంకరం గా మారింది. ఇటీవలే శ్రవణ్ కుమార్ రాజ్ (66) అనే ప్రముఖ బాలీవుడ్ సంగీత దర్శకుడు కరోనా బారిన పడి మృతిచెందారు. ఆయన మరణ వార్త తెలిసి బాలీవుడ్ స్టార్ హీరో అక్షయ్ కుమార్ సోషల్ మీడియా పేజీలపై ప్రగాఢ సంతాపం తెలిపారు.</p> <p>Compared to previous year, corona has become more awful this year in India. Recently, Shравan Kumar Rathore(66), a popular music director has died affected by corona. Bollywood star hero Akshay Kumar has taken to social media to mourn the news of his death.</p>
Predicted summary	<p>దేశంలో కరోనా మహమ్మారి ఉగ్రరూపం దాల్చుతుంది. ఈ పరిస్థితుల్లో కరోనా బారిన పడి ప్రముఖ బాలీవుడ్ మ్యూజిక్ డైరెక్టర్ శ్రవణ్ కుమార్ రాజ్ (66) కన్నుమూశారు. ఈ విషాద వార్త విని పలువురు బాలీవుడ్ సినీ ప్రముఖులు ఆయన మృతి పట్ల సంతాపం తెలుపుతున్నారు.</p> <p>The corona epidemic is raging in the country. Leading Bollywood music director Shравan Kumar Rathore, 66, has died after suffering from corona. Many Bollywood celebrities are mourning his death on hearing this tragic news.</p>

Fig. 4. Example of Human annotated summary and GAE-ISUMM predicted summary from TELSUM

Clusters	Sentences
Cluster 1	<ol style="list-style-type: none"> <li>1) సమరల స్టార్ నాని రిసెంట్గా దినదాస అనే చిత్రంతో మంచి హిట్ కట్టగా , తన తదుపరి చిత్రాన్ని ప్రముఖ చిత్ర నిర్మాణ సంస్థ సీతార ఎంటర్టైన్మెంట్లో షెర్మీ అనే లైటిల్తో చేస్తున్నాడు.</li> <li>2) మళ్ళీరావా ఫం గాతమే తిన్న మూరి దర్శకత్వంలో ఈ చిత్రం రూపొందుతుంది.</li> <li>3) ఈ నెల 18న లాంచ్మెంట్ కానున్న ఈ చిత్రం చివరి వారంలో రెగ్యులర్ షూటింగ్ జరుపుకోనుంది.</li> <li>4) ఈ చిత్రానికి అనిరుధ్ రవిచంద్రన్ సంగీతం అందిస్తున్న సంగీత తెలిసింది.</li> </ol>
Cluster 2	<ol style="list-style-type: none"> <li>1) క్రికెటర్గానే కాదు పెళ్ళయిన నడివయస్కుడు, ముసలి వ్యక్తిగా కూడా నాని ఈ చిత్రంలో కనిపించనున్నాడని చెబుతున్నారు.</li> <li>2) ఈ పాత్ర కోసం నాని రోజుకు 3గంటలు క్రికెట్లో శిక్షణ తీసుకుంటున్నాడట.</li> <li>3) నాని మూడు పాత్రలని చాలాజోగా తీసుకొని నటిస్తున్నాడని చెబుతున్నారు.</li> <li>4) కలని అందుకోవాలంటే ఆలస్యం చేయొద్దు అని షెర్మీకి ట్యాగ్ లైన్గా ఉండారు.</li> </ol>
Cluster 3	<ol style="list-style-type: none"> <li>1) అయితే పీరియాడిక్ చిత్రంలో నాని సరసన ఇద్దరు భామలు నటించనున్నట్లు తెలుస్తుంది.</li> <li>2) కన్నడలో యూటర్న్ సినీమాతో సుపర హిట్ అందుకున్న క్రడా శ్రీనాథ్ పాటు మలయాళం నటి రబ్బా మోనికా జానీ మరో హీరోయిన్గా నటించనుండటం.</li> <li>3) మలయాళం, తమిళంతో కలిపి నాలుగు సినీమాల్లో నటించిన మానిక్ జర్నీ సినీమా ద్వారా తెలుగులో పరిచయం కానున్నారు.</li> </ol>

Fig. 5. Analysis of clusters: the clusters formed by GAE-ISUMM for an example article from TELSUM.

context information. (ii) The LexRank model reports a higher ROUGE score among all the baseline models. (iii) All the pre-trained transformer-based models performed similarly, while IndicBERT and XLM-R report the highest ROUGE scores for R-1, R-L, and R-2, respectively. Fig. 4 shows human-annotated summary and the summary predicted by GAE-ISUMM for an example article from TELSUM dataset. From Fig. 4, we observe that GAE-ISUMM extracts all the essential named entities and highly coincide with the manual summaries in terms of coverage and consistency.

### Analysis of Clusters

Fig. 5 represents the clusters formed for an example article from TELSUM dataset.(English version of these clusters is present in appendix Fig. 7). The example article is about a movie that was yet to release. Of the 3 clusters formed, the first cluster talks about the expected release date of the movie and the main crew involved. The second cluster talks about the

TABLE III  
ABLATION STUDIES OF GAE-ISUMM ON TELSUM DATASET WITH  
INDICBERT EMBEDDINGS.

Ablation studies on GAE-ISUMM	R-1	R-2	R-L
Without $GAE_{sent}$ and $GAE_{doc}$	42.94	33.04	39.19
With $GAE_{sent}$ and without $GAE_{doc}$	43.36	32.45	41.58
With $GAE_{doc}$ and without $GAE_{sent}$	43.49	33.09	40.99
Without clustering	44.61	31.27	41.09
Without $score_{pos}$	43.14	32.97	39.95

male lead and the characterization of the male lead. The third cluster talks about the female-lead cast and her previous career details. We can see that clusterization helps us in grouping relevant information, getting the full coverage of the article, and removing redundant information present in the article.

### Ablation Studies

Here, we analyze the importance of the individual components of GAE-ISUMM and compare them with the benchmark result obtained in Table III. To investigate the performance of each component, we conducted several ablation experiments: (i) without graph components, (ii) without clustering and (iii) removal of sentence position scores. In the second aspect, the model is trained without including cluster information i.e., we estimate  $score_{rel}$  without any cluster information in Equation (5). The results reflect that, without clustering, the model fails to capture the complete significant information from the document. In the third aspect, we remove the sentence position score from the final sentence score estimation in Equation (8). We observe that removing positional information yields a relative drop of 6.8% in R-1, proving the importance of sentence position while generating summaries.

**Why Graph-based representations?** From Table III, we can observe that either removal of any of the graph components ( $GAE_{sent}$  or  $GAE_{doc}$  or both) resulted in a significant drop in ROUGE scores in all the cases. Graph-based models tries to capture more relevant information with the help of neighboring nodes. Also, graph autoencoders further help us to achieve this in an effective and computation-friendly manner.

**Importance of contrastive loss** Contrastive loss [40] effectively operates on a pair of embeddings from similar vector space, specifying whether the two samples are “similar” or “dissimilar”. Hence, we minimize the contrastive loss between the graph-based document representation and the average of predicted top K sentences.

### B. Performance on XL-sum (Seven Indian Languages)

We compare the performance of our model GAE-ISUMM on the multilingual XL-sum [27] dataset extracted from BBC news. To evaluate the model performance, we consider seven Indian language datasets (“te, ta, gu, pa, bn, mr, hi”) from XL-sum and compare GAE-ISUMM performance with the current state-of-art multilingual approach proposed by [45]. IndicBERT [29] is used as the feature extraction model to obtain the text representations, and we consider the top one (or) two scored sentences (according to the dataset average summary length) predicted by our model as summary. Table IV

illustrates the results obtained on the XL-sum dataset. From Table IV, we observe that GAE-ISUMM outperformed the state-of-the-art models for four Indian languages (“gu, mr, te, and ta”). In particular, our proposed model performed well on the Dravidian languages (“te, ta”). Although R-2 scores of GAE-ISUMM showcase close performance to mBART and IndicBART for “bn, hi, and pa”, however, GAE-ISUMM report lower scores in the case of R-1 and R-L. The lower performance can be mainly because the document size of XL-sum datasets ranges from 6 to 110 sentences. However, their gold summaries extracted are confined to one or two sentences (under-representation of the document). Overall, we compare our unsupervised model with their supervised multilingual setting and achieve competitive or better results.

### C. Does Cross-Lingual Models Improve Summarization Performance?

Generally, multilingual pre-trained models are evaluated by their capacity for knowledge transfer across languages. To investigate the cross-lingual language transfer, we also experiment with our GAE-ISUMM in bilingual settings on the XL-sum dataset. Bilingual summarization can be done either by training the model on a single language (high-resource language) alone and testing on the second language (low-resource language) or by training on both languages and testing on the second language. This allows models to benefit from the high-resource languages. We examine our GAE-ISUMM in a cross-lingual environment to further evaluate the use of the proposed dataset TELSUM and the current multilingual dataset (XL-sum). Here, we performed our cross-lingual experiments by considering “Hindi (hi)” and “English (en)” from XL-sum dataset as the high-resource languages and “bn, gu, mr, pa, ta, and te” to be the low-resource languages. We trained on both the high and low resource languages and tested on the low-resource languages. We also experimented by considering “hi” as the low-resource language and “en” as the high-resource language. From Table VI, we observe that training in a bilingual setting has improved ROUGE scores. The bilingual setting of “hi” with “te, bn, gu, pa” has improved ROUGE scores compared to the monolingual setting. Also, the bilingual setting of “hi” with other languages performed better than “en” due to the morphological and structural similarity of Indian languages. We report the cross-lingual transfer results for TELSUM dataset in Appendix (refer Table III).

### D. Performance on Other Datasets

We employ our GAE-ISUMM model on other existing summarization datasets of different Indian languages, as reported in Table V. Observations from Table V that GAE-ISUMM yield superior performance on all the datasets with high ROUGE scores (R-1, R-2, and R-L). Therefore, we argue that our GAE-ISUMM model can be generalizable to any resource-poor language dataset.

## VI. CONCLUSION AND FUTURE WORK

This study addresses the robust representational capabilities of graph-based techniques, RNNs, and neural networks by

TABLE IV

GAE-ISUMM ON XL-SUM: ROUGE SCORE RESULTS ON SEVEN DIFFERENT INDIAN LANGUAGES. THESE RESULTS ARE COMPARED WITH MBART (MB) AND INDICBART (IB) RESULTS FROM [45].

Metric Language↓ / Method→	R-1			R-2			R-L		
	MB	IB	GAE-Summ	MB	IB	GAE-Summ	MB	IB	GAE-Summ
bn	<b>26.81</b>	25.27	22.10	<b>10.57</b>	9.55	9.20	<b>22.45</b>	21.51	20.10
gu	21.49	21.66	<b>22.20</b>	7.48	7.43	<b>8.40</b>	19.08	19.39	<b>19.43</b>
hi	<b>39.72</b>	38.25	30.10	<b>17.46</b>	16.51	13.83	<b>32.46</b>	31.48	26.99
mr	21.46	22.26	<b>22.75</b>	9.53	9.94	<b>9.95</b>	19.26	20.08	<b>20.14</b>
pa	28.15	<b>30.28</b>	23.50	10.30	<b>11.88</b>	8.7	22.75	<b>24.38</b>	17.98
te	16.16	16.39	<b>16.92</b>	4.95	5.40	<b>6.87</b>	14.36	14.71	<b>15.25</b>
ta	22.47	21.79	<b>22.60</b>	<b>10.22</b>	9.75	10.1	20.33	19.67	<b>20.90</b>

TABLE V

ROUGE SCORE RESULTS ON OTHER SUMMARIZATION DATASETS USING GAE-ISUMM. HERE ‘-’ INDICATES THAT THE DATASET HAS NO STATE-OF-ART RESULTS.

Metric Dataset↓ / Method→	R-1		R-2		R-L		state-of-art method
	GAE-ISUMM	State-of-art	GAE-ISUMM	State-of-art	GAE-ISUMM	State-of-art	
BNLPC [28]	<b>71.8</b>	61.6	<b>66.8</b>	56.5	<b>71.2</b>	61.1	BenSumm [28]
NCTB [28]	<b>12.33</b>	12.17	<b>3.19</b>	1.92	10.99	<b>11.35</b>	BenSumm [28]
Marathi <sup>5</sup>	<b>80.5</b>	64.8	<b>75.5</b>	59.1	<b>80.0</b>	66.1	Similarity based text rank method
Hindi Short <sup>6</sup>	<b>20.2</b>	-	<b>12.0</b>	-	<b>16.1</b>	-	-

TABLE VI

CROSS-LINGUAL EXPERIMENTS OF GAE-ISUMM: BILINGUAL SETTING OF ‘HI’ AND ‘EN’ WITH THE OTHER INDIAN LANGUAGES FROM XL-SUM. HERE ‘-’ REPRESENTS NO CROSS-LINGUAL EXPERIMENT FOR THAT PERMUTATION OF LANGUAGES.

Metric Lang-2↓ / Lang-1→	R-1		R-2		R-L	
	hi	en	hi	en	hi	en
bn	<b>23.26</b>	21.49	<b>9.6</b>	9.21	<b>21.45</b>	19.5
gu	<b>22.49</b>	19.95	<b>7.48</b>	7.03	<b>19.16</b>	16.14
hi	-	29.56	-	12.78	-	24.07
mr	<b>21.89</b>	19.13	<b>8.78</b>	8.26	<b>19.72</b>	18.93
pa	23.76	<b>24.1</b>	8.68	<b>8.89</b>	<b>18.34</b>	17.41
te	<b>17.81</b>	16.55	<b>7.89</b>	7.83	<b>15.43</b>	14.85
ta	<b>22.36</b>	21.24	<b>9.79</b>	9.1	<b>20.1</b>	19.54

proposing a unique unsupervised summarization model. Using cluster representations from GRU and GAE, we create a model that learns text representations and a document summary. The positions, relevance, and semantic value of the sentences are also considered while ranking them in our approach. Our experiments showcase that GAE-ISUMM outperforms all baseline models and provide benchmark results on the TELSUM. With the help of existing summarization datasets, we examine the effectiveness of our model for other Indian languages in both monolingual and bilingual settings.

In the future, we plan to introduce an abstractive model taking summarization a step forward in low-resource Indian languages. We also aim to expand our model to other non-Indian language datasets by adapting to diverse languages’ syntactical and morphological features.

## VII. ETHICAL STATEMENT

We reused the publicly available datasets XL-sum (<https://github.com/csebuetnlp/xl-sum>, BNLPC, NCTB [28], Marathi summarization dataset <https://github.com/pratikratadiya/marathi-news-document-dataset>, Hindi-short summarization dataset (<https://www.kaggle.com/>

[datasets/disisbig/hindi-text-short-summarization-corpus](https://www.kaggle.com/datasets/disisbig/hindi-text-short-summarization-corpus)) to compare our state-of-art models. We read the terms and conditions that these authors/publishers provided for the usage of these datasets and we see no harm.

**Fair Compensation:** We provided the data to *Elancer IT Solutions Private Limited*<sup>7</sup> company for getting the annotated summary. In order to perform the annotation process, *Elancer IT Solutions Private Limited* chose five native speakers of Telugu with excellent fluency. The company itself properly remunerates all the annotators.

**Privacy Concerns:** We have gone through the privacy policy of samyam website<sup>8</sup>. However, the copyrights of the articles remain with the publisher/authors ONLY. We do not foresee any harmful uses of using the data from the website.

## REFERENCES

- [1] R. Nallapati, F. Zhai, and B. Zhou, “Summarunner: A recurrent neural network based sequence model for extractive summarization of documents,” in *AAAI*, 2017.
- [2] R. Paulus, C. Xiong, and R. Socher, “A deep reinforced model for abstractive summarization,” *arXiv preprint arXiv:1705.04304*, 2017.
- [3] H. P. Luhn, “The automatic creation of literature abstracts,” *IBM Journal of research and development*, vol. 2, no. 2, pp. 159–165, 1958.
- [4] G. Erkan and D. R. Radev, “Lexrank: Graph-based lexical centrality as salience in text summarization,” *JAIR*, vol. 22, pp. 457–479, 2004.
- [5] Y. Zhang, J. E. Meng, and M. Pratama, “Extractive document summarization based on convolutional neural networks,” in *IECON*. IEEE, 2016, pp. 918–922.
- [6] P. Ren, Z. Chen, Z. Ren, F. Wei, J. Ma, and M. de Rijke, “Leveraging contextual sentence relations for extractive summarization using a neural attention model,” in *SIGIR*, 2017, pp. 95–104.
- [7] R. Nallapati, B. Zhou, C. Gulcehre, B. Xiang *et al.*, “Abstractive text summarization using sequence-to-sequence rnns and beyond,” *arXiv preprint arXiv:1602.06023*, 2016.
- [8] S. Xu, X. Zhang, Y. Wu, F. Wei, and M. Zhou, “Unsupervised extractive summarization by pre-training hierarchical transformers,” in *EMNLP*, 2020, pp. 1784–1795.
- [9] J. Xu, Z. Gan, Y. Cheng, and J. Liu, “Discourse-aware neural extractive text summarization,” *arXiv preprint arXiv:1910.14142*, 2019.

<sup>7</sup><http://elancerits.com/>

<sup>8</sup><https://telugu.samayam.com/privacy-policy/privacypolicy/64302688.cms>



- [10] T. N. Kipf and M. Welling, "Semi-supervised classification with graph convolutional networks," *arXiv preprint arXiv:1609.02907*, 2016.
- [11] P. Cui, L. Hu, and Y. Liu, "Enhancing extractive text summarization with topic-aware graph neural networks," *arXiv preprint arXiv:2010.06253*, 2020.
- [12] J. Xu, Z. Gan, Y. Cheng, and J. Liu, "Discourse-aware neural extractive text summarization," in *ACL*, 2020, pp. 5021–5031.
- [13] L. Yao, C. Mao, and Y. Luo, "Graph convolutional networks for text classification," in *AAAI*, vol. 33, no. 01, 2019, pp. 7370–7377.
- [14] M. Marreddy, S. R. Oota, L. S. Vakada, V. C. Chinni, and R. Mamidi, "Multi-task text classification using graph convolutional networks for large-scale low resource language," in *IJCNN*. IEEE, 2022.
- [15] D. Marcheggiani and I. Titov, "Encoding sentences with graph convolutional networks for semantic role labeling," in *EMNLP*, 2017, pp. 1506–1515.
- [16] Y. Liu and M. Lapata, "Text summarization with pretrained encoders," in *EMNLP-IJCNLP*, 2019, pp. 3730–3740.
- [17] K. M. Hermann, T. Kocisky, E. Grefenstette, L. Espeholt, W. Kay, M. Sulleyman, and P. Blunsom, "Teaching machines to read and comprehend," *NeurIPS*, vol. 28, pp. 1693–1701, 2015.
- [18] T. N. Kipf and M. Welling, "Variational graph auto-encoders," *arXiv preprint arXiv:1611.07308*, 2016.
- [19] J. Schmidhuber, "Deep learning in neural networks: An overview," *Neural networks*, vol. 61, pp. 85–117, 2015.
- [20] Q. Xie, J. Huang, P. Du, M. Peng, and J.-Y. Nie, "Inductive topic variational graph auto-encoder for text classification," in *NAACL: Human Language Technologies*, 2021, pp. 4218–4227.
- [21] R. Naidu, S. K. Bharti, K. S. Babu, and R. K. Mohapatra, "Text summarization with automatic keyword extraction in telugu e-newspapers," in *Smart computing and informatics*. Springer, 2018, pp. 555–564.
- [22] A. N. Gulati and S. Sawarkar, "A novel technique for multidocument hindi text summarization," in *2017 International Conference on Nascent Technologies in Engineering (ICNTE)*. IEEE, 2017, pp. 1–6.
- [23] K. U. Manjari, "Extractive summarization of telugu documents using textrank algorithm," in *I-SMAC*. IEEE, 2020, pp. 678–683.
- [24] K. K. Mamidala *et al.*, "A heuristic approach for telugu text summarization with improved sentence ranking," *TURCOMAT*, vol. 12, no. 3, pp. 4238–4243, 2021.
- [25] J. Zhao, M. Liu, L. Gao, Y. Jin, L. Du, H. Zhao, H. Zhang, and G. Haffari, "Summpip: Unsupervised multi-document summarization with sentence graph compression," in *SIGIR*, 2020, pp. 1949–1952.
- [26] M. Yasunaga, R. Zhang, K. Meelu, A. Pareek, K. Srinivasan, and D. Radev, "Graph-based neural multi-document summarization," *arXiv preprint arXiv:1706.06681*, 2017.
- [27] T. Hasan, A. Bhattacharjee, M. S. Islam, K. Mubasshir, Y.-F. Li, Y.-B. Kang, M. S. Rahman, and R. Shahriyar, "Xl-sum: Large-scale multilingual abstractive summarization for 44 languages," in *ACL-IJCNLP*, 2021, pp. 4693–4703.
- [28] R. R. Chowdhury, M. T. Nayeem, T. T. Mim, M. S. R. Chowdhury, and T. Jannat, "Unsupervised abstractive summarization of bengali text documents," in *Proceedings of the 16th Conference of the European Chapter of the Association for Computational Linguistics: Main Volume*, 2021, pp. 2612–2619.
- [29] D. Kakwani, A. Kunchukuttan, S. Golla, N. Gokul, A. Bhattacharyya, M. M. Khapra, and P. Kumar, "Indicnlp suite: Monolingual corpora, evaluation benchmarks and pre-trained multilingual language models for indian languages," in *Findings of the Association for Computational Linguistics: EMNLP 2020*, 2020, pp. 4948–4961.
- [30] M. Marreddy, S. R. Oota, L. S. Vakada, V. C. Chinni, and R. Mamidi, "Clickbait detection in telugu: Overcoming nlp challenges in resource-poor languages using benchmarked techniques," in *IJCNN*. IEEE, 2021, pp. 1–8.
- [31] —, "Am i a resource-poor language? data sets, embeddings, models and analysis for four different nlp tasks in telugu language," *Transactions on Asian and Low-Resource Language Information Processing*, 2022.
- [32] J. Devlin, M.-W. Chang, K. Lee, and K. Toutanova, "Bert: Pre-training of deep bidirectional transformers for language understanding," *arXiv preprint arXiv:1810.04805*, 2018.
- [33] A. Conneau, K. Khandelwal, N. Goyal, V. Chaudhary, G. Wenzek, F. Guzmán, E. Grave, M. Ott, L. Zettlemoyer, and V. Stoyanov, "Unsupervised cross-lingual representation learning at scale," *arXiv preprint arXiv:1911.02116*, 2019.
- [34] L. Xue, N. Constant, A. Roberts, M. Kale, R. Al-Rfou, A. Siddhant, A. Barua, and C. Raffel, "mt5: A massively multilingual pre-trained text-to-text transformer," *arXiv preprint arXiv:2010.11934*, 2020.
- [35] A. Y. Ng, M. I. Jordan, and Y. Weiss, "On spectral clustering: Analysis and an algorithm," in *NeurIPS*, 2002, pp. 849–856.
- [36] K. Cho, B. van Merriënboer, C. Gulcehre, D. Bahdanau, F. Bougares, H. Schwenk, and Y. Bengio, "Learning phrase representations using rnn encoder-decoder for statistical machine translation," in *EMNLP*, 2014, pp. 1724–1734.
- [37] A. Vaswani, N. Shazeer, N. Parmar, J. Uszkoreit, L. Jones, A. N. Gomez, L. Kaiser, and I. Polosukhin, "Attention is all you need," in *NeurIPS*, 2017, pp. 5998–6008.
- [38] A. Joshi, E. Fidalgo, E. Alegre, and L. Fernández-Robles, "Summcode: An unsupervised framework for extractive text summarization based on deep auto-encoders," *Expert Systems with Applications*, vol. 129, pp. 200–215, 2019.
- [39] C.-Y. Lin and E. Hovy, "Identifying topics by position," in *Fifth Conference on Applied Natural Language Processing*, 1997, pp. 283–290.
- [40] R. Hadsell, S. Chopra, and Y. LeCun, "Dimensionality reduction by learning an invariant mapping," in *CVPR'06*, vol. 2. IEEE, 2006, pp. 1735–1742.
- [41] C.-Y. Lin and E. Hovy, "Manual and automatic evaluation of summaries," in *ACL-02 Workshop on Automatic Summarization*, 2002, pp. 45–51.
- [42] R. Mihalcea and P. Tarau, "Textrank: Bringing order into text," in *EMNLP*, 2004, pp. 404–411.
- [43] A. Nenkova and L. Vanderwende, "The impact of frequency on summarization," *Microsoft Research, Redmond, Washington, Tech. Rep. MSR-TR-2005*, vol. 101, 2005.
- [44] A. Haghighi and L. Vanderwende, "Exploring content models for multi-document summarization," in *NAACL*, 2009, pp. 362–370.
- [45] R. Dabre, H. Shrotriya, A. Kunchukuttan, R. Puduppully, M. M. Khapra, and P. Kumar, "Indicbart: A pre-trained model for natural language generation of indic languages," *arXiv preprint arXiv:2109.02903*, 2021.

## APPENDIX

TABLE VII  
CROSSLINGUAL EXPERIMENTS ON TELSUM DATASET.

Crosslingual language	R-1	R-2	R-L
hi	46.8	37.9	44.2
en	47.8	37.91	44.8

Human reference summary	చైనా ప్రభుత్వం నుంచి అమెరికాకు అతిపెద్ద దీర్ఘకాలిక ముప్పు పొంచి ఉందని అమెరికా నిఘా ఏజన్సీ ఎఫ్ బీఐ డైరెక్టర్ క్రిస్టోఫర్ రే అన్నారు. Christopher Ray, director of the U.S. intelligence agency FBI, said the biggest long-term threat to the U.S. was posed by the Chinese government.
Predicted summary	ఎఫ్ బీఐ డైరెక్టర్ క్రిస్టోఫర్ రే "చైనా ప్రభుత్వ గూఢచర్యం, డేటా చోరీ వల్ల అమెరికా భవిష్యత్తుకు ఎప్పుడూ లేనంత దీర్ఘకాలిక ముప్పు ఉంది" అని వాషింగ్టన్ లోని హెడ్జన్ ఇన్స్టిట్యూట్ లో మాట్లాడిన ఎఫ్ బీఐ డైరెక్టర్ క్రిస్టోఫర్ రే అన్నారు. Christopher Ray, director of the FBI says "China's government act of spying and data theft pose an unprecedented threat to the U.S. future," at the Hudson Institute in Washington.

Fig. 6. Example of Actual and Predicted summary on XL-sum.



Clusters	Sentences
Cluster 1	<p>1) Natural star Nani recently received massive success with his film Devdas and is doing his next film titled Jersey under the famous production company Sitara Entertainment.</p> <p>2) Gautam Tinnamuri, who received fame with the Malliraava movie, will be directing this film.</p> <p>3) The film will be launched on the 18th of this month and will have regular shooting in the last week.</p> <p>4) It is known that Anirudh Ravichandran composed music for this film.</p>
Cluster 2	<p>1) It is said that Nani will be seen not only as a cricketer but also as a married man and an older man in this film.</p> <p>2) Nani is training in cricket for 3 hours daily for this role.</p> <p>3) It is said that Nani is taking all three roles as a challenge.</p> <p>4) The tagline of the jersey is "Don't delay to achieve your dream."</p>
Cluster 3	<p>1) But it is known that two female leads will act along with Nani in the period film.</p> <p>2) With Shraddha Srinath, who got a super hit in Kannada with the movie U-turn, Malayalam actress Reba Monica John will play the other female lead.</p> <p>3) Monica, who has acted in four films in Malayalam and Tamil, will make her debut in Telugu through the film 'Jersey.'</p>

Fig. 7. Clusters formed by a sample article from the TELSUM dataset(English version).