

Near-optimal Circuit construction via Cartan decomposition

Maximilian Balthasar Mansky,* Santiago Londoño Castillo,

Victor Ramos Puigvert, and Claudia Linnhoff-Popien

LMU Munich

(Dated: January 2, 2023)

Abstract

We show the applicability of the Cartan decomposition of Lie algebras to Quantum Circuits. This approach can be used to synthesize circuits that can efficiently implement any desired unitary operation. Our method finds explicit quantum circuit representations of the algebraic generators of the relevant Lie algebras allowing the direct implementation of a Cartan decomposition on a quantum computer. The construction is recursive and allows us to expand any circuit down to generators and rotation matrices on individual qubits, where through our recursive algorithm we find that the generators themselves can be expressed with CNOT and SWAP gates explicitly. Our approach is independent of the standard CNOT implementation and can be easily adapted to other cross-qubit circuit elements. In addition to its versatility, we also achieve near-optimal counts when working with CNOT gates, achieving an asymptotic CNOT cost of $\frac{23}{24}4^n$ for n qubits.

I. INTRODUCTION

In the current NISQ era, the length of a circuit is an important success parameter for the quantum computation at hand. Every operation on the qubits carries a chance of an error, therefore optimizing the number of operations on each qubit is an important success strategy. A number of methods for circuit optimization have been introduced recently [1–5], with varying degrees of optimality.

Beyond simply optimizing a circuit, the simple act of constructing a circuit and implementing an arbitrary unitary operation is difficult. Every circuit is equivalent to a unitary transformation in $SU(2^n)$, where n refers to the number of qubits. The mapping is injective, in the sense that two different circuits can perform the same calculation and correspond to the same transformation U [6]. Going the other way, from a desired operation U , given for example through a transformation matrix, to a circuit is difficult. Given an appropriate ansatz, a circuit can be trained to approximate the desired transformation through a quantum machine learning approach [7–9]. Generally, these approaches are overdetermined, with many more parameters than necessary. Our approach provides a direct method for translating a unitary operation U to an explicit quantum circuit.

* maximilian-balthasar.mansky@ifi.lmu.de

The developed algorithm generalizes the unstructured circuit decomposition of a three-qubit unitary, done in [10], to an n -qubit unitary by using a recursive method. The mathematics upon which this recursive algorithm is constructed is based on the work of Khaneja and Glaser [11]. Underlying our construction is the Cartan decomposition of a unitary $U \in SU(2^n)$ into four terms $K_1 \exp(z_1) K_2 \exp(y) K_3 \exp(z_2) K_4$, where all K_i are part of the next-lower dimension group $K_i \in SU(2^{n-1}) \otimes U(1)$, and z_i and y are algebra elements belonging to certain Cartan subalgebras. This argument is recursive and allows us to decompose any unitary into components that can be easily represented in a quantum circuit. This is described in section II.

The orthogonal elements $\exp(z_i)$ and $\exp(y)$ in the Cartan decomposition are generated through the generators of the Lie subalgebras and will ultimately contain the only cross-qubit elements in the circuit. To express them in terms of circuit elements, we make use of a block diagonal decomposition to the elements of the algebra. This form is easily expressible in terms of CNOTs and elementary rotations, described in detail in section III.

We also assess the performance of our algorithm as expressed by the number of CNOTs that an arbitrary circuit requires in the worst case. The number of gates can be determined analytically, see section V. In section VI we compare our CNOT count to other methods decomposing a unitary [1–5] and we also provide an outlook of future work in section VI.

II. KHANEJA-GLASER DECOMPOSITION

The underlying mathematics here relies on the work of Elie Cartan [12, 13] in French and is by now part of the standard knowledge of physics and mathematics. For an English language introduction to Lie groups and algebras, see e.g. [14]. Throughout this paper, let G be a compact semi-simple Lie group with identity e and let \mathfrak{g} denote its Lie algebra. Moreover, let K denote a compact closed subgroup of G . Note that, given that \mathfrak{g} is a semi-simple algebra there exists, due to Cartan’s criterion, a non-degenerate Killing form inducing a bi-invariant metric $\langle \cdot, \cdot \rangle_G$ on G , which allows the sum decomposition of \mathfrak{g} into subalgebras.

Notation. Throughout this paper, capital letters identify groups. Capital letters with subscripts identify elements of the group. The algebras are denoted by lowercase fraktur letters, elements thereof by lowercase letters. Pauli matrices are referenced by their standard

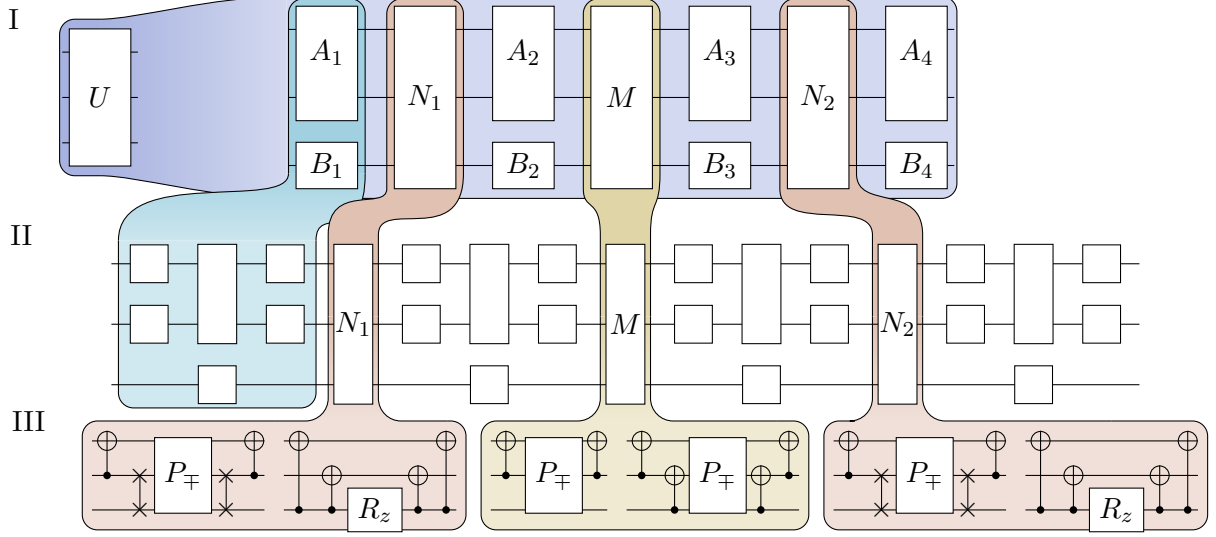


FIG. 1. Graphical representation of the main results of our work. We can decompose an arbitrary operation $U \in SU(2^n)$ (blue background) into group elements $K_i = A_i \otimes B_i \in SU(2^{n-1}) \otimes U(1)$ (teal background) and elements of the algebra N_i, M (I), (brown and gold backgrounds). We detail this approach in section II. The approach is recursive, and we can repeatedly decompose the elements $A_i \in SU(2^{n-1})$ into smaller and smaller subspaces. The last step on $SU(4)$ is slightly different and decomposes into one algebra element and rotation matrices (II). We can then express each many-qubit element in terms of CNOTs and SWAPs with a finite number of generators (III), as detailed in section III.

σ_i . We also make use of the following notation for generalized Pauli matrices

$$x_k = \mathbb{1} \otimes \cdots \otimes \mathbb{1} \otimes \sigma_x \otimes \mathbb{1} \otimes \cdots \otimes \mathbb{1}$$

where the Pauli matrix σ_x acts on the k th qubit. Matrices for the rotations around σ_y and σ_z are constructed similarly and denoted y_k and z_k respectively.

Definition II.1 (Cartan decomposition of \mathfrak{g}). Let \mathfrak{g} and \mathfrak{l} be the two real semi-simple Lie algebras of G and K respectively. Then, $(\mathfrak{g}, \mathfrak{l})$ is called an **orthogonal symmetric Lie algebra pair** if the decomposition $\mathfrak{g} = \mathfrak{m} \oplus \mathfrak{l}$, where $\mathfrak{m} = \mathfrak{l}^\perp$, satisfies the following commutation relations

- (i) $[\mathfrak{l}, \mathfrak{l}] \subset \mathfrak{l}$,
- (ii) $[\mathfrak{m}, \mathfrak{l}] = \mathfrak{m}$,

(iii) $[\mathfrak{m}, \mathfrak{m}] \subset \mathfrak{l}$.

The direct sum decomposition $\mathfrak{g} = \mathfrak{m} \oplus \mathfrak{l}$ is then called a Cartan decomposition of the Lie algebra \mathfrak{g} .

Definition II.2 (Cartan subalgebra). Let $(\mathfrak{g}, \mathfrak{l})$ be an orthogonal symmetric Lie algebra pair of the groups G and K . A maximal subalgebra \mathfrak{h} of \mathfrak{m} is called a **Cartan subalgebra** of $(\mathfrak{g}, \mathfrak{l})$.

In [11] it is showed that the Lie algebra $\mathfrak{su}(2^n)$ defined by

$$\begin{aligned} \mathfrak{su}(2^n) = & \text{span}\{a \otimes \sigma_x, b \otimes \sigma_y, c \otimes \sigma_z, d \otimes \mathbb{1}, \\ & ix_n, iy_n, iz_n | a, b, c, d \in \mathfrak{su}(2^{n-1})\} \end{aligned}$$

has a Cartan decomposition $\mathfrak{su}(2^n) = \mathfrak{su}_{\mathfrak{m}}(2^n) \oplus \mathfrak{su}_{\mathfrak{l}}(2^n)$, where

$$\begin{aligned} \mathfrak{su}_{\mathfrak{m}}(2^n) &= \text{span}\{a \otimes \sigma_x, b \otimes \sigma_y, ix_n, iy_n | a, b \in \mathfrak{su}(2^{n-1})\} \\ \mathfrak{su}_{\mathfrak{l}}(2^n) &= \text{span}\{c \otimes \sigma_z, d \otimes \mathbb{1}, iz_n | c, d \in \mathfrak{su}(2^{n-1})\}. \end{aligned}$$

Theorem II.1 (Cartan decomposition of G). Let \mathfrak{g} be a semi-simple Lie algebra of the group G and let $\mathfrak{g} = \mathfrak{m} \oplus \mathfrak{l}$ be its Cartan decomposition. Moreover, let \mathfrak{h} be a Cartan subalgebra of $(\mathfrak{g}, \mathfrak{l})$ and let K be a compact closed subgroup of G . Then,

$$G = K \exp(\mathfrak{h}) K, \tag{1}$$

where $\exp(\mathfrak{h}) \subset G$. This decomposition is then called the **Cartan decomposition** of the Lie group G .

The decomposition of the Lie group G into two groups K linked by a determinable element of the algebra is the heart of our algorithm. In terms of the actual elements of the group, we obtain a structure as below.

Corollary II.1. Let $U \in SU(2^n)$ be a n -qubit unitary operator. Then it has a decomposition

$$U = K_1 \exp(y) K_2 \tag{2}$$

where $K_i \in \exp(\mathfrak{su}_{\mathfrak{l}}(2^n))$ and for some $y \in \mathfrak{h}$, where \mathfrak{h} is a Cartan subalgebra of $(\mathfrak{su}(2^n), \mathfrak{su}_{\mathfrak{l}}(2^n))$.

In [11] it is proven that $K_i \in \exp(\mathfrak{su}_l(2^n)) \cong SU(2^{n-1}) \otimes SU(2^{n-1}) \otimes U(1)$ so that the unitaries K_i have again a Cartan decomposition. This provides a recursive algorithm for determining a unitary $U \in SU(2^n)$ by successive decompositions.

Theorem II.2. The direct sum decomposition

$$\mathfrak{su}_l(2^n) = \mathfrak{su}_{l0}(2^n) \oplus \mathfrak{su}_{l1}(2^n), \quad (3)$$

where

$$\begin{aligned} \mathfrak{su}_{l0}(2^n) &= \text{span}\{c \otimes \sigma_z | c \in \mathfrak{su}(2^{n-1})\} \\ \mathfrak{su}_{l1}(2^n) &= \text{span}\{d \otimes \mathbb{1}, iz_n | d \in \mathfrak{su}(2^{n-1})\} \end{aligned}$$

is a Cartan decomposition of the Lie algebra $\mathfrak{su}_l(2^n)$.

The proof of this theorem can also be found in [11].

Corollary II.2. Let $V \in \exp(\mathfrak{su}_l(2^n))$ be a n -qubit operator. Then it has a unique decomposition

$$V = K_1 \exp(z) K_2 \quad (4)$$

where $K_i \in SU(2^{n-1}) \otimes U(1)$ and for some $z \in \mathfrak{f}$, where \mathfrak{f} is a Cartan subalgebra of $(\mathfrak{su}_l(2^n), \mathfrak{su}_{l0}(2^n))$.

Corollary II.3. Let $U \in SU(2^n)$ be a n -qubit unitary operator. Then it has a decomposition

$$U = K_1 \exp(z_1) K_2 \exp(y) K_3 \exp(z_2) K_4 \quad (5)$$

where $K_i \equiv A_i \otimes B_i \in SU(2^{n-1}) \otimes U(1)$, $y \in \mathfrak{h}$ and $z_i \in \mathfrak{f}$, where \mathfrak{h} is a Cartan subalgebra of $(\mathfrak{su}(2^n), \mathfrak{su}_l(2^n))$ and \mathfrak{f} is a Cartan subalgebra of $(\mathfrak{su}_l(2^n), \mathfrak{su}_{l0}(2^n))$.

In order to define a Cartan subalgebra in the product operator basis for the pairs $(\mathfrak{su}(2^n), \mathfrak{su}_l(2^n))$ and $(\mathfrak{su}_l(2^n), \mathfrak{su}_{l0}(2^n))$ we proceed analogously as in [11]. The elements

of the Cartan subalgebra can be generated recursively by the following equations:

$$\begin{aligned}
\mathfrak{a}(2) &= i\{x_1x_2, y_1y_2, z_1z_2\}, \quad \mathfrak{b}(2) = \emptyset \\
\mathfrak{s}(k) &= \bigcup_{i=2}^k \mathfrak{a}(i) \otimes \mathbb{1}^{k-i} \\
\mathfrak{a}(n) &= \{\alpha \otimes \sigma_x, ix_n | \alpha \in \mathfrak{s}(n-1)\} \\
\mathfrak{b}(n) &= \{\alpha \otimes \sigma_z | \alpha \in \mathfrak{s}(n-1)\} \\
\mathfrak{h}(n) &= \text{span}\{\mathfrak{a}(n)\} \\
\mathfrak{f}(n) &= \text{span}\{\mathfrak{b}(n)\}
\end{aligned} \tag{6}$$

This decomposition structure allows us to express any n -qubit unitary in terms of $(n-1)$ -qubit unitaries and elements of orthogonal algebras. The circuit structure is visualized in figure 1. Recursively it follows that each of the A_i shown in the figure can itself be decomposed in the same way. This decomposition method of a n -qubit unitary works all the way down to $SU(4)$, the space of two-qubit operations, which can be further decomposed by $K_1 \exp(y) K_2$, where $K_i \in SU(2)$ and $y \in \mathfrak{h}(2)$ since $\mathfrak{f}(2) = \emptyset$.

It is important to note that x_1x_2 and so on are elements of the algebra, not elements of the group such as $X_1 \otimes X_2$. The corresponding group element $\exp(x_1x_2)$ is not the separable state of two X rotations but rather a two-qubit operation. Moreover, note that, for $\alpha \in \mathfrak{s}(n-1)$, $\alpha \otimes \sigma_x$ and $\alpha \sigma_{nx}$ represent the same element, where $\sigma_{xn} \equiv x_n$.

III. BLOCK DIAGONAL DECOMPOSITION

We have determined an algorithm that decomposes the generators $y \in \mathfrak{h}(n)$ and $z \in \mathfrak{f}(n)$ of the relevant Lie subalgebras $(\mathfrak{su}(2^n), \mathfrak{su}_l(2^n))$ and $(\mathfrak{su}_l(2^n), \mathfrak{su}_{l0}(2^n))$ by means of a block-diagonal matrix. Note that there are always two generators of the Lie subalgebra, constructed through the recursive equations in (6), which are proportional to each other since x_1x_2 is proportional to y_1y_2 and z_1z_2 is proportional to the identity. Therefore, in order to decompose the Cartan subalgebras $M = e^y$ and $N = e^z$, where $y \in \mathfrak{h}(n)$ and $z \in \mathfrak{f}(n)$ are generators of the Cartan subalgebras $(\mathfrak{su}(2^n), \mathfrak{su}_l(2^n))$ and $(\mathfrak{su}_l(2^n), \mathfrak{su}_{l0}(2^n))$ respectively, we group the proportional generators together and separate the exponential

terms into 2^{n-2} different components $M_i(a_i, b_i)$ and $N_i(a_i, b_i)$,

$$M = e^y \equiv M_1(a_1, b_1) \cdots M_{2^{n-2}}(a_{2^{n-2}}, b_{2^{n-2}}) \quad (7)$$

$$N = e^z \equiv N_1(\tilde{a}_1)N_2(\tilde{a}_2, \tilde{b}_2) \cdots N_{2^{n-2}}(\tilde{a}_{2^{n-2}}, \tilde{b}_{2^{n-2}}) \quad (8)$$

An efficient way of mapping the generators to circuit elements is by means of a particular block-diagonal form:

$$P_{\mp}(a_i, b_i) = \text{diag}(p_{\mp}, \dots, p_{\mp}, p_{\pm}, \dots, p_{\pm}) \quad (9)$$

with entries

$$\begin{aligned} p_- &= \begin{pmatrix} \cos(a_i - b_i) & i \sin(a_i - b_i) \\ i \sin(a_i - b_i) & \cos(a_i - b_i) \end{pmatrix} \\ p_+ &= \begin{pmatrix} \cos(a_i + b_i) & i \sin(a_i + b_i) \\ i \sin(a_i + b_i) & \cos(a_i + b_i) \end{pmatrix} \end{aligned} \quad (10)$$

The block-diagonal structure has a very easy and efficient representation of the quantum circuit, visualized in figure 2, where two rotation gates for a and b on one qubit are connected to a control qubit.

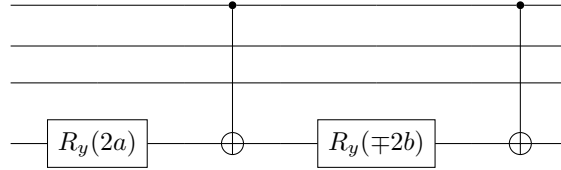


FIG. 2. Quantum circuit decomposing the unitary block-form $P_{\mp}(a, b) \in SU(16)$ up to phase. The block-diagonal matrices $P_{\mp}(a, b)$ can always be decomposed up to a global phase by a dimensionally adapted quantum circuit, where the one-qubit gates and the target qubits have to be adjusted accordingly.

The method we employ to decompose the exponential terms $M_i(a_i, b_i)$ and $N_i(a_i, b_i)$ is through a block-diagonal matrix $P_{\mp}(a, b)$. The method we found uses the recursive algorithm (6) and starts by grouping the generator $\mathfrak{a}(2)$ into its proportional terms

$$\mathfrak{a}(2) = i\{x_1x_2, y_1y_2\} \bigcup i\{z_1z_2, \mathbb{1}\} \quad (11)$$

The circuits corresponding to these algebra elements are shown in figure 3 which decomposes the block-diagonal matrix P_{\mp} . We expand to higher dimensions from these structures by

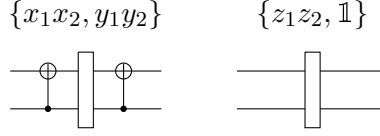


FIG. 3. Quantum circuits generating the exponentials of the generators of the Lie subalgebra $\mathfrak{h}(2)$ by using a block-diagonal form. Each of the central blocks contains an instance of the dimensionally adapted circuit shown in figure 2.

recursively adding either CNOT or SWAP gates to each side of the circuit.

- (1) If the subalgebra is enlarged through a tensor product with a σ_x matrix, then two CNOT gates are added, one at each side of the block-diagonal matrix P_{\mp} . The control qubit of the CNOT gate is always the n th dimension while the target qubit is given by the i th dimension of the subalgebra $\mathfrak{h}(i)$, with the exception of the outermost CNOT gates, which serve only as a final diagonal permutation and stay always unaltered. The control qubits of the rest of the CNOT gates enlarge up to the respective n th dimension. This is illustrated for $SU(16)$ in figure 4.
- (2) If the subalgebra is enlarged through a tensor product with a σ_z matrix, then two SWAP gates are added, one at each side of P_{\mp} . As before, the control qubit of the SWAP gate is always the n th dimension while the target qubit is given by the subalgebra generating the element.

In addition to these structures, on every dimension $n \geq 3$, there is one generator $z_1 z_2 z_n$ of the Cartan subalgebra $\mathfrak{f}(n)$ which is more efficient to treat separately. We found that such an exponential term depending on one parameter can always be decomposed, regardless of the dimension, with a single rotation gate surrounded by four dimensionally adapted CNOT gates, see figure 5.

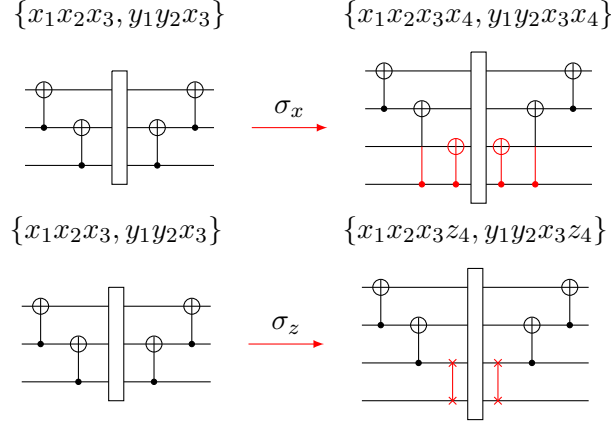


FIG. 4. Quantum circuits decomposing the exponential terms $M_1(a_1, b_1) = e^{i(a_1 x_1 x_2 x_3 x_4 + b_1 y_1 y_2 x_3 x_4)}$ (top) and $N_2(a_2, b_2) = e^{i(a_2 x_1 x_2 x_3 z_4 + b_2 y_1 y_2 x_3 z_4)}$ (bottom). The action of $\otimes \sigma_x$ introduces two additional CNOT gates and the action of $\otimes \sigma_z$ adds two additional SWAP gates, whose target qubits are given by the subalgebra $\mathfrak{h}(3)$. The rest of the control qubits in $\mathfrak{h}(4)$ enlarge up to the 4th dimension with the exception of the outermost CNOT gates, which serve only as a final diagonal permutation.

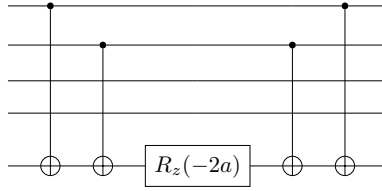


FIG. 5. Quantum circuit decomposing the exponential term $N(a) = e^{iaz_1 z_2 z_5} \equiv \text{Diag}(z_1 z_2 z_5) \in SU(32)$. This quantum circuit appears for all $n \geq 3$ dimensions, where the target qubits and the one-qubit gate have to be adjusted accordingly to the dimension of the quantum circuit.

IV. EXAMPLE

We now apply the decomposition method described above to an operator $U \in SU(8)$. Using Cartan's decomposition (5) the following decomposition is obtained

$$U = K_1 \exp(z_1) K_2 \exp(y) K_3 \exp(z_3) K_4,$$

where $K_i \in SU(4) \otimes U(1)$, and $z \in \mathfrak{h}(3)$ and $y \in \mathfrak{f}(3)$, where $\mathfrak{h}(3)$ is a Cartan subalgebra of $(\mathfrak{su}(8), \mathfrak{su}_{\mathfrak{h}}(8))$ and $\mathfrak{f}(3)$ is a Cartan subalgebra of $(\mathfrak{su}(8), \mathfrak{su}_{\mathfrak{f}}(8))$. The elements of the Lie

subalgebra are generated by (6) and thus given by

$$\mathfrak{h}(3) = \text{span } i\{x_1x_2x_3, y_1y_2x_3\} \bigcup i\{z_1z_2x_3, x_3\}$$

$$\mathfrak{f}(3) = \text{span } i\{x_1x_2z_3, y_1y_2z_3\} \bigcup i\{z_1z_2z_3\}$$

where we have already grouped the proportional terms.

By means of the recursive algorithm introduced previously, we decompose the exponential terms of the generators of this subalgebra through a quantum circuit including a block-diagonal form $P_{\mp}(a, b)$. For instance, the unitary $M_1(a_1, b_1)$ defined by

$$M_1(a_1, b_1) = e^{i(a_1x_1x_2x_3+b_1y_1y_2x_3)} \quad (12)$$

which denotes the exponential of the generators $\{x_1x_2x_3, y_1y_2x_3\}$, is decomposed through the quantum circuit shown in figure 6 below, where the white box denotes the block-diagonal operator $P_{\mp}(a_1, b_1)$.

The rest of the generators can be decomposed by following the same algorithm introduced in the previous section, see figures 6 and 7 below. The exponential term involving the generator $\{z_1z_2z_3\}$ can always be generated by an analogous quantum circuit as the one shown in figure 5 involving four CNOT gates and one one-qubit gate. The entire construction can be seen in figure 1.

By just counting we can see that there are six CNOT gates and two block-diagonal P_{\mp} matrices decomposing the exponential terms $M_1(a_1, b_1) = e^{i(a_1x_1x_2x_3+b_1y_1y_2x_3)}$ and $M_2(a_2, b_2) = e^{i(a_2z_1z_2x_3+b_2x_3)}$. To decompose the exponential terms $N_1(c_1, d_1) = e^{i(x_1x_2z_3+d_1y_1y_2z_3)}$ and $N_2(c_2) = e^{ic_2z_1z_2z_3}$ there are six CNOT gates, two SWAP gates, and one block-diagonal P_{\mp} matrix. Therefore, to decompose a unitary U in $SU(8)$ we need a total of 50 CNOT gates, where we have assumed that every two-qubit circuit and every SWAP gate can be decomposed by at most three CNOT gates. It is possible to get rid of the SWAP gates by interchanging the roles of the second and the third qubit and thus reduce the number of CNOT gates to 38.

This is slightly better than the previous unstructured Cartan decomposition method [10] of a three-qubit unitary which required a total of 40 CNOT gates. Moreover, it is possible to further improve up the cost to 34 CNOT gates by absorbing some of the CNOT gates by the neighboring $A_i \in SU(4)$ unitaries, which can be seen in figure 1.

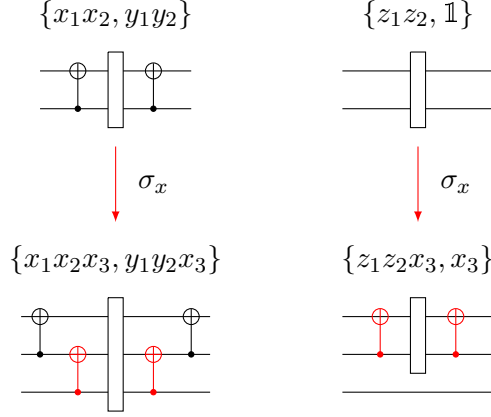


FIG. 6. Recursive algorithm showing how to decompose the unitaries $M_1(a_1, b_1) = e^{i(a_1x_1x_2x_3+b_1y_1y_2x_3)}$ and $M_2(a_2, b_2) = e^{i(a_2z_1z_2x_3+b_2x_3)}$ generated from the respective subalgebra elements $\{x_1x_2, y_1y_2\}$ and $\{z_1z_2, \mathbb{1}\}$ of $\mathfrak{a}(2)$ by tensoring with σ_x . For every tensor product with a σ_x matrix, there is an additional CNOT gate on each side whose target qubit is given by $\mathfrak{h}(2)$, with the exception of the outer CNOT gates since they serve only as a final diagonal permutation.

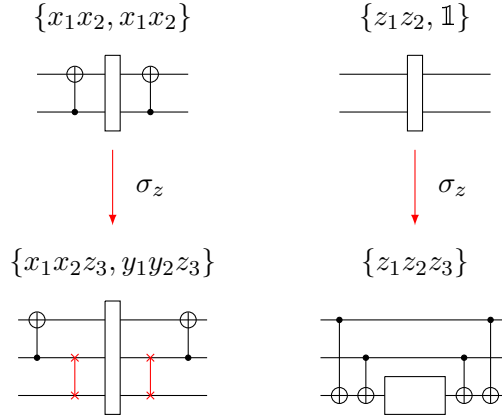


FIG. 7. Recursive algorithm showing how the exponential elements coming from the terms in the subalgebra $\mathfrak{h}(2)$ by tensoring with σ_z are generated by adding a SWAP gate on each side. However, the exponential term which comes from $\{z_1z_2z_3\}$ and depends only on one parameter has to be treated separately, see figure 5.

V. NUMBER OF CNOT GATES

In order to determine the amount of CNOT gates required, let \mathcal{C}_n denote the number of CNOT gates coming directly from the diagram decomposition for $SU(2^n)$, where $\mathcal{C}_{\mathfrak{h}(n)}$ specifies the number of CNOT gates required to synthesize the exponential operator $M = e^y$,

and $\mathcal{C}_{\mathfrak{f}(n)}$ specifies the number of CNOT gates required to synthesize the exponential operator $N_i = e^{z_i}$. From II.3 follows then $\mathcal{C}_n = \mathcal{C}_{\mathfrak{h}(n)} + 2\mathcal{C}_{\mathfrak{f}(n)}$. Since the amount of CNOT gates in the recursive algorithm of the Cartan subalgebra $\mathfrak{h}(n)$ follows the same structure as Pascal's triangle, $\mathcal{C}_{\mathfrak{h}(n)}$ is given by the following equation

$$\mathcal{C}_{\mathfrak{h}(n)} = \sum_{k=0}^{n-2} \binom{n-2}{k} 2(k+1) \text{CNOT} + 2^{n-2} P_{\mp} \quad (13)$$

where P_{\mp} denotes the block-diagonal matrices, which always consist of two CNOT gates and two one-qubit gates, see figure 2. To count the number of CNOT gates for $\mathcal{C}_{\mathfrak{f}(n)}$ note that all the SWAP gates are adjacent to the block-diagonal matrix P_{\mp} and therefore we can get rid of them by manually adjusting the one-qubit and the dimension of the target qubits of the block-diagonal matrix. Moreover, the number of CNOT gates in the recursive algorithm of $\mathfrak{f}(n)$ also follows the structure of Pascal's triangle,

$$\begin{aligned} \mathcal{C}_{\mathfrak{f}(n)} &= \sum_{k=1}^{n-2} \binom{n-2}{k} 2k \text{CNOT} \\ &\quad + (2^{n-2} - 1) P_{\mp} + \text{Diag}(z_1 z_2 z_n) \end{aligned} \quad (14)$$

where $\text{Diag}(z_1 z_2 z_n)$ denotes the generator $z_1 z_2 z_n$ that is not proportional to any other generator and which always consists, regardless of the dimension, of four CNOT gates and one-qubit gate, see figure 5.

Hence, the number of CNOT gates \mathcal{C}_n required to synthesize the exponential operators is

$$\begin{aligned} \mathcal{C}_n &= 2 \sum_{k=0}^{n-2} \binom{n-2}{k} (3k+1) \text{CNOT} \\ &\quad + 3 \left(2^{n-2} - \frac{2}{3} \right) P_{\mp} + 2 \text{Diag}(z_1 z_2 z_n) \\ &= 2 \sum_{k=0}^{n-2} \binom{n-2}{k} (3k+1) + 3 \left(2^{n-1} + \frac{4}{3} \right) \end{aligned} \quad (15)$$

where we used the fact that every block-diagonal matrix P_{\mp} can be decomposed by two CNOT gates, see figure 2. This binomial sum can be determined by means of the following identities

$$\sum_{k=0}^n \binom{n}{k} = 2^n, \quad \sum_{k=0}^n k \binom{n}{k} = n 2^{n-1} \quad (16)$$

Therefore, \mathcal{C}_n is given by

$$\begin{aligned}
\mathcal{C}_n &= 6(n-2)2^{n-3} + 2^{n-1} + 3 \left(2^{n-1} + \frac{4}{3} \right) \\
&= \left(\frac{3(n-2)}{4} + 2 \right) 2^n + 4 \\
&\equiv 2^{n-1} + 3n2^{n-2} + 4
\end{aligned} \tag{17}$$

To determine the entire number of CNOT gates for a unitary $U \in SU(2^n)$ we also need to take into consideration the CNOT gates that recursively come from lower dimensions, see equation (5) and its corresponding figure 1. To that end, let T_n denote the total number of CNOT gates for a unitary $U \in SU(2^n)$. By (II.3), which follows from the decomposition of a unitary, we have that the total number of CNOT gates for a unitary U in $SU(2^n)$ is given by

$$\begin{aligned}
T_n &= \mathcal{C}_n + 4\mathcal{C}_{n-1} + 4^2\mathcal{C}_{n-2} + \dots = \sum_{i=2}^n 4^{n-i}\mathcal{C}_i \\
&= 4^{n-2}\mathcal{C}_2 + \frac{23}{24}4^n - \left(\frac{3n}{4} + 2 \right) 2^n - \frac{4}{3}
\end{aligned} \tag{18}$$

which was determined by using equation (17) and where we have explicitly separated \mathcal{C}_2 since our $n = 2$ base case does not work recursively. In [15], [16], and [17] it was proven that a two-qubit quantum circuit could usually be synthesized with at most three CNOT gates. Therefore, the total number of CNOT gates required to decompose a unitary U in $SU(2^n)$ by means of the Khaneja-Glaser decomposition algorithm is

$$\begin{aligned}
T_n &= \frac{3}{16}4^n + \frac{23}{24}4^n - \left(\frac{3n}{4} + 2 \right) 2^n - \frac{4}{3} \\
&= \frac{55}{48}4^n - \mathcal{O}(n2^n)
\end{aligned} \tag{19}$$

which is a little bit more than a factor of four away from the best-known theoretical lower bound for synthesizing a n -qubit unitary, [17].

It is possible to optimize the growth of the number of CNOT gates in this Cartan decomposition by taking near-optimal values for the lowest dimensions. In [17], it is proven that synthesizing a n -qubit quantum circuit requires, in the worst case, $\frac{1}{4}(4^n - 3n - 1)$ CNOT gates. By using this lower theoretical bound for the lower-dimensional cases $n = 2, 3$ we can

optimize the number of CNOT gates up to

$$\begin{aligned}
T_n &= \sum_{i=2}^3 4^{n-i} \mathcal{C}_i + \frac{53}{96} 4^n - \left(\frac{3n}{4} + 2 \right) 2^n - \frac{4}{3} \\
&= \left(\frac{13}{32} + \frac{53}{96} \right) 4^n - \mathcal{O}(n2^n) \\
&= \frac{23}{24} 4^n - \mathcal{O}(n2^n)
\end{aligned} \tag{20}$$

which is now less than a factor of four away from the best-known lower bound.

VI. DISCUSSION

An instance of the developed algorithm has been put into a Jupyter file, which can be found as additional material to this paper. Nonetheless, many of the decision points inside the algorithm are implemented manually and can be optimized. We leave this as implementation work for colleagues more familiar with suitable programming environments. As such, we do not provide a run-time analysis for our decomposition.

As mentioned in the three-qubit unitary decomposition, it is possible to optimize the number of CNOT gates in each dimension n by absorbing the CNOT gates that are adjacent to the $(n-1)$ -qubit unitaries A_i , see figure 1. Thus, a future optimization process might be to implement an algorithm capable of counting how many CNOT gates might be absorbed in each dimension. Moreover, there might also be more efficient circuits synthesizing a particular exponential operator, although these circuits might arise as a special case and do not generalize recursively.

Although our construction uses SWAP, CNOT, and one-qubit gates, it is not limited to those since CNOT gates and the set of all one-qubit gates form a universal family of quantum gates, [1]. Thus, if the particular hardware can only (or efficiently) implement a different set of control gates, it is possible to translate the circuit into a different family of universal gates. That is, the methods described here generalize to different families of universal quantum gates, which might be more easily implemented on the particular quantum hardware.

Future work might be to transform the exponential terms $M = e^y$ and $N = e^z$ into global MS (GMS) gate matrices instead of block-diagonal matrices. This process might be implemented more efficiently on some quantum computers compared to the standard block-diagonalization, see [18].

Algorithm	Cost of CNOT gates
Original decomp. [1]	$\mathcal{O}(n^3 4^n)$
Asymptotic decomp. [2]	$\mathcal{O}(n 4^n)$
Gray codes [3]	$\mathcal{O}(4^n)$
Cosine-Sine decomp. [4]	$4^n - 2^{n+1}$
Optimized QSD [5]	$\frac{23}{48}4^n - \frac{3}{2}2^n + \frac{4}{3}$
KG Cartan decomposition	$\frac{23}{24}4^n - \left(\frac{3n}{4} + 2\right)2^n - \frac{4}{3}$
Lowest theoretical bound [17]	$\frac{1}{4}(4^n - 3n - 1)$

TABLE I. Comparison of different methods for the cost of CNOT gates for synthesizing a n -qubit unitary. The Khaneja-Glaser decomposition of a unitary is a factor of four from the lower theoretical bound.

Our method is neither the first nor the only approach for decomposing unitaries in $SU(2^n)$ into their elementary quantum circuit blocks. In [1] it is shown that in order to synthesize a n -qubit unitary, $\mathcal{O}(n^3 4^n)$ CNOT gates were at least required. This was quickly improved by [2], proving that asymptotically only $\mathcal{O}(n 4^n)$ CNOT gates were necessary. By using Gray codes, [3] were able to simplify the best existing algorithm to achieve an order of $\mathcal{O}(4^n)$ CNOT gates. In the same year, they introduced a new algorithm method based on the cosine-sine matrix decomposition (CSD), which was able to synthesize a n -qubit operator asymptotically with $4^n - 2^{n+1}$ CNOT gates [4].

Recently, [5] developed an improved circuit decomposition, the Quantum Shannon Decomposition (QSD), for which the optimal version needed at worst only $\frac{23}{48}4^n - \frac{3}{2}2^n + \frac{4}{3}$ CNOT gates. This decomposition method is only a factor of two from the highest lower bound and gives a 20 CNOT gate cost to decompose a three-qubit unitary. In [19], the Quantum Shannon Decomposition was constructed through a Lie algebra decomposition by means of Cartan involutions.

What sets apart the Khaneja-Glaser Cartan decomposition of a unitary described here

from the other decomposition methods is that it gives an explicit construction of the quantum circuit decomposing a unitary and thus can be directly implemented on a quantum computer. Moreover, this decomposition method can also be used to optimize existing computational circuits to improve their scaling.

The method presented in this paper demonstrates how to efficiently build quantum circuits implementing a n -qubit unitary operation through the Cartan decomposition of Lie algebras. This work generalizes the previous unstructured Cartan decomposition of a three-qubit unitary to a structured recursive algorithm capable of synthesizing any desired unitary operation. Such construction allowed the expansion of any quantum circuit in terms of rotation matrices and generators. Moreover, we showed how these generators can be recursively decomposed through CNOT and SWAP gates into circuits that can be directly implemented on a quantum computer. In the end, by means of this Cartan decomposition method, we obtained a near-optimal scaling of $\frac{23}{24}4^n - \left(\frac{3n}{4} + 2\right)2^n - \frac{4}{3}$ CNOT gates required to synthesize a n qubit unitary operation. The algorithmic structure of the method and constructions described in this paper allows for a simple yet flexible implementation, both in terms of applications of the algorithm and software and hardware architectures. Thus, this method provides a useful bridge between quantum algorithms and quantum hardware.

ACKNOWLEDGEMENTS

The authors acknowledge funding by the German Ministry for Research and Education (BMWi) under grant 13N16089 (BAIQO).

-
- [1] A. Barenco, C. H. Bennett, R. Cleve, D. P. DiVincenzo, N. Margolus, P. Shor, T. Sleator, J. A. Smolin, and H. Weinfurter, Elementary gates for quantum computation, *Physical review A* **52**, 3457 (1995).
 - [2] E. Knill, Approximation by quantum circuits, arXiv preprint quant-ph/9508006 (1995).
 - [3] J. J. Vartiainen, M. Möttönen, and M. M. Salomaa, Efficient decomposition of quantum gates, *Physical review letters* **92**, 177902 (2004).
 - [4] M. Möttönen, J. J. Vartiainen, V. Bergholm, and M. M. Salomaa, Quantum circuits for general multiqubit gates, *Physical review letters* **93**, 130502 (2004).

- [5] V. V. Shende, S. S. Bullock, and I. L. Markov, Synthesis of quantum logic circuits, in *Proceedings of the 2005 Asia and South Pacific Design Automation Conference* (2005) pp. 272–275.
- [6] M. A. Nielsen and I. Chuang, Quantum Computation and Quantum Information, American Journal of Physics **70**, 558 (2002), publisher: American Association of Physics Teachers.
- [7] M. Schuld, I. Sinayskiy, and F. Petruccione, An introduction to quantum machine learning, Contemporary Physics **56**, 172 (2015), arXiv: 1409.3097.
- [8] J. Biamonte, P. Wittek, N. Pancotti, P. Rebentrost, N. Wiebe, and S. Lloyd, Quantum Machine Learning, Nature **549**, 195 (2017), arXiv: 1611.09347.
- [9] M. Cerezo, G. Verdon, H.-Y. Huang, L. Cincio, and P. J. Coles, Challenges and opportunities in quantum machine learning, Nature Computational Science **2**, 567 (2022), number: 9 Publisher: Nature Publishing Group.
- [10] F. Vatan and C. P. Williams, Realization of a general three-qubit quantum gate, arXiv preprint quant-ph/0401178 (2004).
- [11] N. Khaneja and S. J. Glaser, Cartan decomposition of $SU(2n)$ and control of spin systems, Chemical Physics **267**, 11 (2001).
- [12] E. Cartan, Sur une classe remarquable d’espaces de Riemann, Bulletin de la Société Mathématique de France **2**, 214 (1926).
- [13] E. Cartan, Sur une classe remarquable d’espaces de Riemann. II, Bulletin de la Société Mathématique de France **2**, 114 (1927).
- [14] J. E. Humphreys, *Introduction to Lie Algebras and Representation Theory* (Springer Science & Business Media, 2012) google-Books-ID: TeMlBQAAQBAJ.
- [15] F. Vatan and C. Williams, Optimal quantum circuits for general two-qubit gates, Physical Review A **69**, 032315 (2004).
- [16] G. Vidal and C. M. Dawson, Universal quantum circuit for two-qubit transformations with three controlled-not gates, Physical Review A **69**, 010301 (2004).
- [17] V. V. Shende, I. L. Markov, and S. S. Bullock, Minimal universal two-qubit controlled-not-based circuits, Physical Review A **69**, 062321 (2004).
- [18] D. Maslov and Y. Nam, Use of global interactions in efficient quantum circuit constructions, New Journal of Physics **20**, 033018 (2018).
- [19] B. Drury and P. Love, Constructive quantum shannon decomposition from cartan involutions, Journal of Physics A: Mathematical and Theoretical **41**, 395305 (2008).

APPENDIX

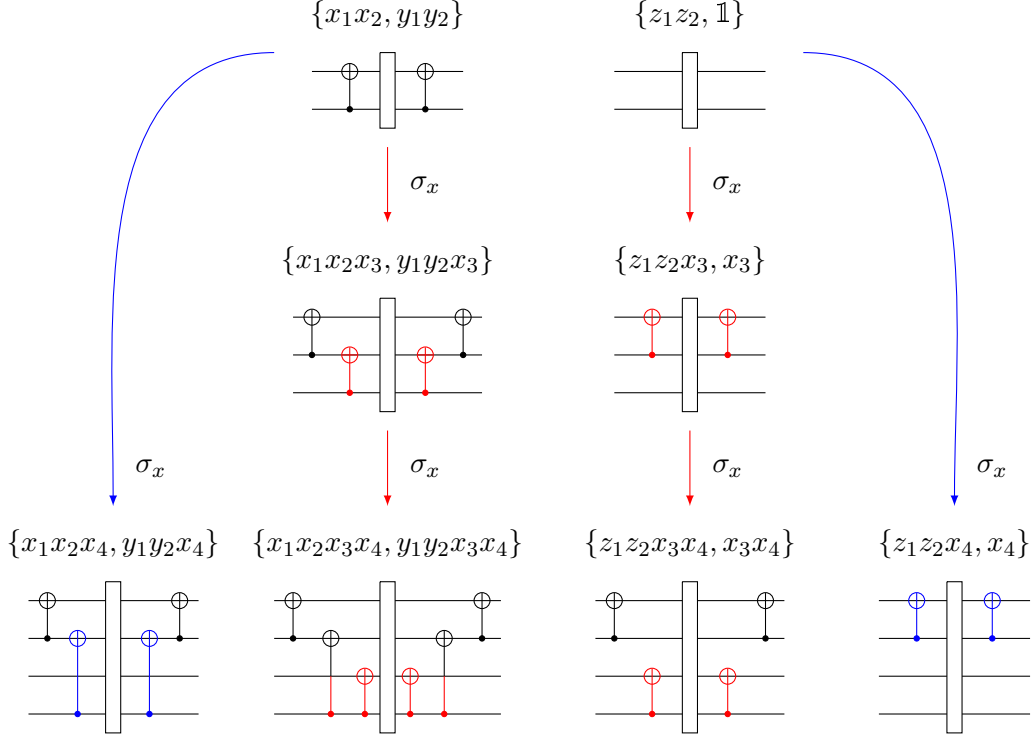


FIG. 8. Recursive algorithm showing the decomposition of the exponential operator $M = e^y$, $y \in \mathfrak{h}(4)$, where $\mathfrak{h}(4)$ is a Cartan subalgebra of $(\mathfrak{su}(16), \mathfrak{su}_l(16))$. Each of the exponential operators $M_i(a_i, b_i)$ is decomposed through a circuit including a block-diagonal matrix $P_{\mp}(a_i, b_i)$, displayed as a block in the center of each diagram, which can always be synthesized by two CNOT gates and two one-qubit gates, see figure 2. For each $\otimes \sigma_x$ two CNOT gates are added, where the control qubit is always the n th dimension and the target qubit is given by the i th dimension of the subalgebra $\mathfrak{h}(i)$ it gets generated from. The control qubits of the rest of the CNOT gates enlarge up to the respective n th dimension, with the exception of the outermost CNOT gates, which remain unaltered since they serve as a final permutation.

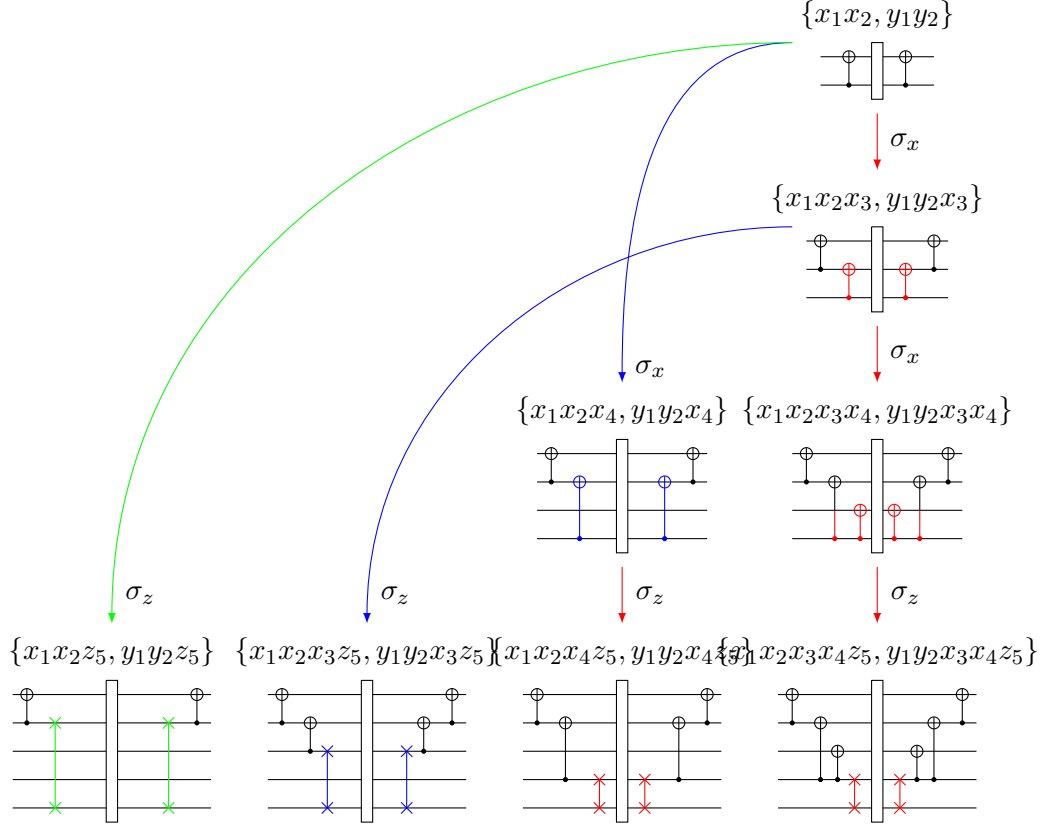


FIG. 9. Recursive algorithm displaying how a part of the Cartan subalgebra $\mathfrak{f}(5)$ gets generated. For each $\otimes \sigma_x$ two CNOT gates are added, while for each $\otimes \sigma_z$ two SWAP gates are added. The control qubit of the additional gates is always the n th dimension, while the target qubit is given by the i th dimension of the subalgebra $\mathfrak{h}(i)$ it is generated from, with the exception of the outermost always unaltered CNOT gates, which serve only as a final diagonal permutation. Moreover, for each $\otimes \sigma_x$ the control qubit of the rest of the CNOT gates enlarges up to the respective n th dimension.