

Authors are encouraged to submit new papers to INFORMS journals by means of a style file template, which includes the journal title. However, use of a template does not certify that the paper has been accepted for publication in the named journal. INFORMS journal templates are for the exclusive purpose of submitting to an INFORMS journal and should not be used to distribute the papers in print or online or to submit the papers to another publication.

Day-to-day traffic dynamics with strategic commuters

Minghui Wu

University of Michigan

Yafeng Yin*

University of Michigan

Jerome P. Lynch

Duke University

In the era of connected and automated mobility, commuters (connected drivers or automated vehicles) will possess strong computation capability and their travel decisions can be algorithmic and strategic. This paper investigates the day-to-day travel choice evolution of such strategic commuters who are capable of long-term planning and computation. We model the commute problem as a mean field game and examine the mean field equilibrium to derive the evolution of the network traffic flow pattern. The proposed model is general and can be tailored to various travel choices such as route or departure time. Under various conditions, we prove the existence and uniqueness of the day-to-day equilibrium traffic evolution pattern as well as its convergence to stationarity. Connection with traditional Wardropian equilibrium is established by examining the physical interpretation of the stationary solution.

Key words: Day-to-day dynamics; connected and automated mobility; strategic commuters; mean field game; equilibrium

History:

1. Introduction

Over the past few decades, various day-to-day dynamical models have been proposed to capture the impacts of commuters' day-to-day adjustments of their travel choices on the evolution of network traffic flow patterns. These models provide a better understanding of traffic volatility and uncertainty and offer insights on mitigating them. Via the discussion of the convergence of the day-to-day traffic dynamics to stationarity, researchers also hope to establish some behavioral justification for the premise of traffic network equilibrium, a premise widely adopted for the analysis and modeling of transportation systems (Sheffi 1985).

* Corresponding author: yafeng@umich.edu

The travel choice of interest in the literature is mostly route or departure time. For the former, a school of studies models its outcome as an aggregate traffic flow adjustment process. For instance, Smith (1984) assumed that commuters ending up with a path of higher cost may switch to another lower-cost path on the following day, at a rate that is proportional to the cost difference. Other examples of this school include, among others, Zhang and Nagurney (1996), Nagurney and Zhang (1997), Yang and Zhang (2009), He, Guo, and Liu (2010), Han and Du (2012), Guo, Yang, and Huang (2013) and Guo et al. (2015). Usually, deterministic user equilibrium (DUE) is the stationary state of these day-to-day dynamics. Since the cost in these dynamics refers to the actual travel cost, these models essentially assume that commuters possess perfect information about the whole system. As a remedy, others consider cost perception error in their flow adjustment process, which is usually assumed to follow the multinomial logit model (Smith and Watling 2016, Xiao et al. 2019). Another school of studies explicitly models the perception and update of travel costs and the resulting route choices (Cantarella and Cascetta 1995, Watling 1999, Bie and Lo 2010, Cantarella 2013, Xiao and Lo 2015, Xiao, Yang, and Ye 2016, Ye, Xiao, and Yang 2021, Hazelton 2022). For instance, Watling (1999) described a process that the actual and perceived cost on the day determines the perceived cost for the following day as well as the corresponding route choice. Usually, stochastic user equilibrium (SUE) is the stationary state for these two types of dynamics. Furthermore, when considering bounded rationality in the adjustment process (Guo and Liu 2011, Ye and Yang 2017), the stationary state becomes boundedly rational user equilibrium (BRUE) (Lou, Yin, and Lawphongpanich 2010, Di et al. 2013). Under some conditions such as monotonicity, the stability of the equilibrium (DUE, SUE or BRUE) is typically ensured, suggesting that the system will reach the equilibrium starting from an arbitrary initial flow pattern. In comparison, the modeling of day-to-day departure time choice has received less attention. Although models previously developed for day-to-day route choice may be applicable for modeling departure time choice, the stability of the equilibrium is hard to ensure as the monotonicity of the cost function does not hold anymore (Iryo 2008, 2019). Indeed, Guo, Yang, and Huang (2018) revealed the non-convergence of five dynamics widely used in the literature. Subsequently, models with extra behavioral rules have been proposed to ensure stability. For example, Jin (2020) assumed that drivers make decisions on both arrival and departure times while Jin (2021) required that drivers only switch to adjacent departure time intervals.

An implicit behavioral assumption commonly made in the literature is commuters being myopic. As He and Peeta (2016) pointed out, commuters' rationality is limited to the marginal benefit defined as the difference in perceived route costs, without prediction or anticipation of others' responses. To consider more strategic thinking of commuters, He and Liu (2012) proposed a prediction-correction framework, in which commuters will predict the link flows of the next day

based on the link flow on the day and previous prediction, and use the updated prediction to correct their perceived link costs. He and Peeta (2016) further advanced the dynamical model with one-step strategic thinking where commuters can predict others' responses to the current traffic condition and include this marginal cost in their decision-making for the next day. In all these models, commuters make their travel choices for the next day and do not look far ahead. More specifically, they are incapable of optimizing their decisions beyond the next day.

The models with no or limited strategic commuters are well justifiable for representing existing conditions because human drivers are boundedly rational and may not be capable of making strategic and foresighted decisions (Simon 1955). On the contrary, this paper considers a different, somewhat futuristic scenario with strategic and forward-looking commuters. We observe that commuters are increasingly connected through rapidly-changing communications and vehicular technologies. Connectivity allows drivers to access various decision-support technologies such as a navigation app that assist them in making travel decisions. Such decision support is expected to become even stronger in the coming decades with the development and deployment of driving automation when drivers feel more comfortable with rendering more driving and travel agency to machine. In the connected and automated mobility era, commuters (connected drivers or automated vehicles) will possess strong computation capability and their travel decisions can be algorithmic and more strategic. Instead of being myopic, commuters can optimize their decision sequences for a longer time range. The first advantage of being farsighted is that it can help better balance exploration and exploitation when the system dynamics, which depend on other commuters' behavior, are unknown and need to be learned. Moreover, even with perfect information, being strategic and farsighted ensures a lower total cost compared to being myopic because there is inertia or cost associated with switching travel choices. It is thus intriguing to investigate how the behavior of, and interaction among strategic commuters would dictate the traffic pattern evolution, and whether Wadropian equilibrium would ever arise in the evolution process. The latter is critical for the inquiry as to whether the notion of Wadropian equilibrium remains relevant for planning future connected and automated mobility systems.

This paper represents our first attempt in this endeavor. We consider an idealized scenario with homogeneous commuters, which implicitly ensures perfect information. The day-to-day travel choice problem is modeled as a mean field game (MFG) (Huang, Malhamé, and Caines 2006, Lasry and Lions 2007), where the decision-making process of individual commuters is explicitly modeled; each commuter makes optimized decisions instead of following a heuristics or behavioral rule. On the ground of the proposed model, we investigate the day-to-day evolution pattern by examining the mean field equilibrium (MFE) where a commuter cannot reduce their overall cost by changing their policy sequence. We then conduct a thorough analysis of the properties of the MFE such as

its existence and uniqueness. We also prove that under mild conditions, the MFE will converge to stationarity regardless of the initial flow pattern.

To the best of our knowledge, this paper is the first to model and analyze day-to-day traffic dynamics with strategic and farsighted commuters. The proposed modeling framework can be customized for various travel choices, advancing our understanding of traffic volatility and stability in the connected and automated mobility era. In addition, our work connects the MFE and the conventional Wardropian equilibrium concept by examining the physical interpretation of the stationarity of the MFE. The remainder of this paper is organized as follows. Section 2 presents the MFG-based day-to-day dynamical model. Section 3 investigates the properties of the model, followed by the application of the model for specific travel choices in Section 4. Section 5 presents numerical examples, and lastly Section 6 concludes the paper.

2. Day-to-day dynamical model

We consider a group of homogeneous, perfectly strategic commuters who are capable of making a sequence of day-to-day travel choices to minimize their total travel cost over a planning horizon. We model their travel choices and interactions as a mean field game or MFG, which refers to a repeated game played by an infinite number of infinitesimal players (Huang, Malhamé, and Caines 2006, Lasry and Lions 2007). Since each player is infinitesimal, they have no influence on the population in the MFG. In addition, they will only respond to the population rather than any individual player. The benefit of adopting the MFG framework is to use the "smoothing" effect of a large number of players to avoid investigating complicated mutual interactions (Ameli et al. 2022). It is worth noting that such a treatment has long been adopted in the transportation network equilibrium analysis. Recent examples include Chen, He, and Yin (2016), Lin, Yin, and He (2021) among others. We also note that the MFG framework has been applied in various transportation applications such as dynamic routing (Huang et al. 2021, Cabannes et al. 2021, Shou et al. 2022), with-in day departure time choice modeling (Ameli et al. 2022), pedestrian motion modeling (Aurell and Djehiche 2019), and electric vehicles charging coordination (Tajeddini and Kebriaei 2018).

2.1. Model setting

A general modeling framework is presented and analyzed in this section without focusing on a specific travel choice. We consider a planning period of N days, with a day $n \in \mathcal{N} = \{0, 1, \dots, N - 1\}$. The set of available travel choices is $\mathcal{S} = \{s_1, \dots, s_M\}$. Since on each day, each commuter will select one of the M travel choices, the choice can be viewed as the state of the commuter on the day. In this sense, the set \mathcal{S} becomes a (finite) state space of commuters. The distribution of states on the whole population is called the mean field (MF) distribution. On day n , the MF distribution is denoted as $\mu_n \in \mathcal{P}(\mathcal{S})$, where $\mathcal{P}(\mathcal{S})$ refers to the probability mass function defined on the state space.

We use a compact notation without subscript $\mu = \{\mu_n\}_{n \in \mathcal{N}} \in \mathcal{M}$ to denote the MF distribution sequence across the time period \mathcal{N} , where \mathcal{M} refers to the domain of all possible MF distribution sequences.

On each day, commuters can change to another option or stay with the previous one. We consider the action a_n on day n is to pick the travel option for day $n + 1$. Subsequently, the day-to-day travel dynamics can be modeled as a Markov chain, and the action space \mathcal{A} is identical to the state space \mathcal{S} . In this model, we seek a time-varying, feedback control policy $\pi_n(a|s) : \mathcal{S} \times \mathcal{S} \rightarrow [0, 1]$, where $\pi_n(a|s) = P(a_n = a | s_n = s)$. We use a similar notation $\pi = \{\pi_n\}_{n \in \mathcal{N}} \in \Pi$ to represent the policy sequence in the whole period, where Π is the domain for all possible policy sequences. For simplicity, we denote that $\pi_n(\cdot|s) \in \mathcal{P}(\mathcal{S}), \pi_n \in \mathcal{S} \times \mathcal{P}(\mathcal{S})$. Meanwhile, the system dynamic is $P(s_{n+1} = s' | s_n = s, a_n = a) = p(s'|s, a) = \begin{cases} 1, & s' = a \\ 0, & \text{else} \end{cases}$. It means that although commuters can choose their actions from a stochastic policy, i.e., a distribution, if they choose s' for the next day, their next state will always be s' .

On each day n , each commuter will experience a cost, which is modeled by $c(s, s', \mu_n, \pi_{n,s}) = f(s, \mu_n) + g(s, s', \pi_{n,s})$, where $\pi_{n,s} = \pi_n(\cdot|s)$. The first cost $f(s, \mu_n) : \mathcal{S} \times \mathcal{P}(\mathcal{S}) \rightarrow \mathbb{R}$ is the daily travel cost corresponding to travel choice s . For example, it is usually travel time in the context of route choice or the combination of travel time and schedule delay for departure time choice (Vickrey 1969). We use the second cost $g(s, s', \pi_{n,s}) : \mathcal{S} \times \mathcal{S} \times \mathcal{P}(\mathcal{S}) \rightarrow \mathbb{R}$ to reflect other behavioral considerations for choice preference. For example, it can contain user inertia, which refers to commuters' reluctance in adjusting their states (Mahmassani and Chang 1987, Zhang and Yang 2015, Liu et al. 2017); the inertia can be represented by a general distance function $d(s, s') : \mathcal{S} \times \mathcal{S} \rightarrow \mathbb{R}$, where s and s' are travel choices in adjacent days. Besides, as introduced in Section 2.3, we can use this cost component to reflect an error term in the value function such as perception error. For example, an entropy term can be added like $g(s, s', \pi_{n,s}) = d(s, s') + \frac{1}{\theta} \ln \pi_{n,s}(s')$ to model the error term that follows an independent and identically distributed Gumbel distribution. In this paper, we attempt to establish a general modeling framework without specifying the form of f , g , and d . Nevertheless, we consider distinct instances with or without the entropy term $\frac{1}{\theta} \ln \pi_{n,s}(s')$ given its relevance in the literature.

We now define the metrics for the distribution space \mathcal{M} and policy space Π to facilitate the discussion later. We first metrize $\mathcal{P}(\mathcal{S})$ with the distance d_f :

$$d_f(\mu, \nu) = \max_{s \in \mathcal{S}} |\mu(s) - \nu(s)| \quad \mu, \nu \in \mathcal{P}(\mathcal{S}) \quad (1)$$

With the distance d_f , we define the metrics for \mathcal{M} and Π with sup metrics (Cui and Koepl 2021):

$$d_M(\mu, \mu') = \max_{n \in \mathcal{N}} d_f(\mu_n, \mu'_n) \quad \mu, \mu' \in \mathcal{M} \quad (2)$$

$$d_P(\pi, \pi') = \max_{n \in \mathcal{N}} \max_{s \in \mathcal{S}} d_f(\pi_n(\cdot|s), \pi'_n(\cdot|s)) \quad \pi, \pi' \in \Pi \quad (3)$$

Equipped with these metrics, we have the following results, whose proof is provided in Appendix.

PROPOSITION 1. *The metric spaces (\mathcal{M}, d_M) and (Π, d_P) are complete metric spaces.*

2.2. Individual behavior

It is considered that, with an anticipation of an MF distribution sequence $\mu \in \mathcal{M}$ that represents how the population behaves, each commuter solves the following optimal control problem to find their optimal policy sequence π^* with respect to μ

$$\min_{\pi \in \Pi} J^\mu(\pi) = E \left[\sum_{n=0}^{N-1} c(s_n, a_n, \mu_n, \pi_{n, s_n}) \mid s_0 \sim \mu_0, a_n \sim \pi_{n, s_n}, s_{n+1} = a_n \right]$$

where μ_0 is the initial state distribution.

To characterize the optimality, for the given μ , the value function of a policy sequence π and the optimal value function on day n are defined respectively as follows:

$$V_n^{\mu, \pi}(s) := E \left[\sum_{k=n}^{N-1} c(s_k, a_k, \mu_k, \pi_{k, s_k}) \mid s_n = s, a_k \sim \pi_{k, s_k}, s_{k+1} = a_k \right]$$

$$V_n^\mu(s) := \inf_{\pi \in \Pi} E \left[\sum_{k=n}^{N-1} c(s_k, a_k, \mu_k, \pi_{k, s_k}) \mid s_n = s, a_k \sim \pi_{k, s_k}, s_{k+1} = a_k \right]$$

π is optimal with respect to μ if and only if $V_n^{\mu, \pi}(s) = V_n^\mu(s)$ for all $s \in \mathcal{S}$ and $n \in \mathcal{N}$. Note that in our model, the value function of a state is the expected total cost (rather than reward) starting from the state. Thus, a state with a higher value is less preferable.

For any given value function V , we can define two Bellman equations, for the policy and optimal value functions respectively, by the following two Bellman operators:

$$\mathcal{G}_\mu^\pi V(s) = \sum_{s' \in \mathcal{S}} \pi(s'|s) (c(s, s', \mu, \pi_{n, s}) + V(s'))$$

$$\mathcal{G}_\mu V(s) = \inf_\pi \sum_{s' \in \mathcal{S}} \pi(s'|s) (c(s, s', \mu, \pi_{n, s}) + V(s'))$$

where $\mu \in \mathcal{P}(\mathcal{S})$, $\pi \in \mathcal{S} \times \mathcal{P}(\mathcal{S})$. Note that here μ and π refer to the MF distribution and policy on one day rather than the whole sequences. Hereinafter, we will call the former policy Bellman operator and the latter optimal Bellman operator or simply Bellman operator.

If a policy sequence $\pi \in \Pi$ is optimal with respect to an MF distribution sequence $\mu \in \mathcal{M}$, then for all $n \in \mathcal{N}$ and $s \in \mathcal{S}$, there must be

$$\mathcal{G}_{\mu_n} V_{n+1}^\mu(s) = \mathcal{G}_{\mu_n}^{\pi_n} V_{n+1}^\mu(s) = V_n^\mu(s)$$

Note that for $\mu \in \mathcal{P}(\mathcal{S})$, the Bellman operator on a value function V , $\mathcal{G}_\mu V$, essentially suggests, given V as the value function for the next day, how well commuters can do for each state in the previous day. Consider the case that if commuters switch V to another value function V' , an observation is that $\mathcal{G}_\mu V'$ cannot be too distant from $\mathcal{G}_\mu V$, since commuters can always use the optimal policy for V as a backup. Proposition 2 characterizes this property formally. We skip its proof as it comes from Proposition 4(a) in Gomes, Mohr, and Souza (2010).

PROPOSITION 2. *For any two given value functions, V and V' , and any MF distribution $\mu \in \mathcal{P}(\mathcal{S})$, let $\pi \in \mathcal{S} \times \mathcal{P}(\mathcal{S})$ be the optimal policy determined by V and μ , then we have*

$$\mathcal{G}_\mu V'(s) \leq \mathcal{G}_\mu V(s) + \sum_{x \in \mathcal{S}} \pi(x|s)[V'(x) - V(x)]$$

Consider the fact that $\mathcal{G}_\mu V(s) = f(s, \mu) + \sum_{x \in \mathcal{S}} [g(s, x, \pi_s) + V(x)]\pi_s(x)$, where π is the optimal policy. It is easy to see that $\frac{\partial \mathcal{G}_\mu V(s)}{\partial V(x)} = \pi_s(x)$. In this sense, Proposition 2 actually implies the concavity of the Bellman operator with respect to the value function, as elaborated in the following corollary. Note that the concavity holds entirely due to the strategic behaviors and does not require any structure of the cost function.

COROLLARY 1. *For any $\mu \in \mathcal{P}(\mathcal{S})$, $\mathcal{G}_\mu V$ is concave with respect of V .*

2.3. Entropy penalization

The optimal policy each day depends on the MF distribution on that day and the value function on the next day. Even for strategic commuters, it may be still too strong to assume that they will always have and will act to the perfect value information of each state. To address this, we associate with the value function an error term δ , stemming from commuters' perception biases or errors:

$$U(s) = V(s) + \delta$$

Consider when the daily travel cost and the inertia cost are considered, if δ follows i.i.d. Gumbel distribution where the variance is $\frac{\pi^2}{6\theta}$, for any MF distribution $\mu \in \mathcal{P}(\mathcal{S})$ and state s , the optimal probability of taking action s' is

$$\pi(s'|s) = \frac{e^{-\theta(f(s, \mu) + d(s, s') + V(s'))}}{\sum_{x \in \mathcal{S}} e^{-\theta(f(s, \mu) + d(s, x) + V(x))}}$$

It is sufficed to show that this policy is equivalent to the optimal policy considering the entropy penalization term in the behavioral cost as shown in the following proposition. The equivalency can be easily proved by solving $\mathcal{G}_{\mu_n} V_{n+1}(s)$. The uniqueness in the proposition holds because the formulation of $\mathcal{G}_{\mu_n} V_{n+1}(s)$ becomes a strictly convex optimization problem due to the entropy term.

PROPOSITION 3. When the cost function is $c(s, s', \mu_n, \pi_{n,s}) = f(s, \mu_n) + d(s, s') + \frac{1}{\theta} \ln \pi_n(s'|s)$, the optimal policy for any day $n \in \mathcal{N}$ and state $s \in \mathcal{S}$ is uniquely determined by

$$\pi_n(s'|s) = \frac{e^{-\theta(f(s, \mu_n) + d(s, s') + V_{n+1}(s'))}}{\sum_{x \in \mathcal{S}} e^{-\theta(f(s, \mu_n) + d(s, x) + V_{n+1}(x))}} \quad (4)$$

where V_{n+1} is the value function on day $n + 1$.

REMARK 1. On the ground of the equivalency we just prove, we can incorporate the entropy penalization into the behavioral cost $g(s, s', \pi_{n,s}) = d(s, s') + \frac{1}{\theta} \ln \pi_{n,s}(s')$ if we wish to consider the error term regarding the value function. Note that the behavioral cost may appear in other forms if we consider other distributions of the error term.

Substitute the optimal policy in Equation 4 in the Bellman equation, we can easily obtain the following results.

$$\mathcal{G}_{\mu_n} V(s) = -\frac{1}{\theta} \ln \left[\sum_{x \in \mathcal{S}} e^{-\theta(f(s, \mu_n) + d(s, x) + V(x))} \right] = f(s, \mu_n) - \frac{1}{\theta} \ln \left[\sum_{x \in \mathcal{S}} e^{-\theta(d(s, x) + V(x))} \right] \quad (5)$$

2.4. Population behavior

For a given initial distribution μ_0 , when all commuters act optimally according to the same policy π due to the homogeneity, the MF distribution sequence is uniquely determined. We call this MF distribution sequence induced by π , which can be calculated by the flow conservation equation. For a given policy $\pi \in \mathcal{S} \times \mathcal{P}(\mathcal{S})$ and an MF distribution $\mu \in \mathcal{P}(\mathcal{S})$, we can define the operator

$$\mathcal{K}_\pi \mu(s) = \sum_{s' \in \mathcal{S}} \mu(s') \pi(s'|s)$$

Note that \mathcal{K}_π essentially specifies the resulting distribution on the following day, given the policy and MF distribution on the previous day. Thus, if a policy sequence $\pi \in \Pi$ can induce an MF distribution sequence $\mu \in \mathcal{M}$, for any n and $s \in \mathcal{S}$, there must be

$$\mathcal{K}_{\pi_n} \mu_n(s) = \mu_{n+1}(s)$$

Note that multiplying the equation in Proposition 2 by $\mu(s)$ on both sides and summing up all states yield another important corollary using the operator we just defined:

COROLLARY 2. For any two given value functions, V and V' , and any MF distribution $\mu \in \mathcal{P}(\mathcal{S})$, let π be the optimal policy determined by V and μ , then we have

$$\sum_{s \in \mathcal{S}} \mu(s) (\mathcal{G}_\mu V'(s) - \mathcal{G}_\mu V(s)) \leq \sum_{s \in \mathcal{S}} (V'(s) - V(s)) \mathcal{K}_\pi \mu(s) \quad (6)$$

3. Mean field equilibrium

In this section, we analyze the properties of the proposed model without referring to specific choice scenarios. We will further discuss them for specific travel choices in Section 4.

3.1. Definition

The way we analyze the evolution pattern of the whole population is to find the mean field equilibrium or MFE (to avoid confusion we later use MFEs to refer to mean field equilibria) in the game. The MFE is a special self-consistent state that satisfies the following two conditions: 1) commuters anticipate the MF distribution sequence to be μ^* and act according to the optimal policy sequence π^* ; 2) the policy sequence π^* induces the distribution sequence that is exactly the same as μ^* . In this self-consistent situation, every commuter is acting optimally with respect to the true system evolution. Thus, no one can reduce their total cost by changing policy any day. Owing to the homogeneity assumption for commuters, finding the MFE can be entirely offline. These strategic commuters will find the MFE at the beginning of the planning horizon and then act optimally according to the MFE. Also, note that the MFE is a different concept than the conventional Wardropian user equilibrium. The former is a state of day-to-day evolution and thus contains a sequence of policies, while the latter refers to a within-day stationary state.

Formally, we first denote the mapping from an MF distribution sequence to its optimal policy sequence as $\Phi : \mathcal{M} \rightarrow 2^\Pi$ and the mapping from a policy sequence to its induced MF distribution sequence starting from a specific μ_0 as $\Psi : \Pi \rightarrow \mathcal{M}$. The image space of Φ is the power set 2^Π because the optimal policy on each day may not be unique. We now define the MFE as follows (Cui and Koepl 2021):

DEFINITION 1. A pair (π, μ) is called an MFE if

$$\pi = \Phi(\mu), \quad \mu = \Psi(\pi)$$

3.2. Existence

We first make two assumptions.

ASSUMPTION 1. The cost function $f(s, \mu)$ is continuous with respect to any $\mu \in \mathcal{P}(\mathcal{S})$ for all $s \in \mathcal{S}$.

ASSUMPTION 2. $\mathcal{G}_\mu^\pi V(s)$ is convex and continuous to π for all $s \in \mathcal{S}$, $V \in \mathbb{R}^M$ and $\mu \in \mathcal{P}(\mathcal{S})$.

The first assumption is mild, while the second essentially requires that the mapping $\pi_s \rightarrow \sum_{s' \in \mathcal{S}} \pi_s(s') c(s, s', \mu, \pi_s)$ is convex and continuous, which entirely depends on the cost component that is related to π_s . For example, it holds when $c(s, s', \mu, \pi_s) = f(s, \mu) + d(s, s')$ and $f(s, \mu) + d(s, s') + \frac{1}{\theta} \ln \pi_{n,s}(s')$. There is no requirement on the daily travel cost f or the adjustment cost d .

With the two assumptions, we can prove the existence of the MFE by extending the proof in Cui and Koepl (2021) to incorporate the behavioral cost.

THEOREM 1. Under Assumption 1 and 2, for any given μ_0 , there exists at least one MFE (π, μ) that starts from μ_0 .

Proof of Theorem 1 We identify \mathcal{M} with simplex $\mathcal{S}_{|\mathcal{N}|(|\mathcal{S}|-1)} \subseteq \mathbb{R}^{|\mathcal{N}|(|\mathcal{S}|-1)}$ and Π with simplex $\mathcal{S}_{|\mathcal{N}||\mathcal{S}|(|\mathcal{S}|-1)} \subseteq \mathbb{R}^{|\mathcal{N}||\mathcal{S}|(|\mathcal{S}|-1)}$. Define the mapping $\Gamma : \mathcal{S}_{|\mathcal{N}||\mathcal{S}|(|\mathcal{S}|-1)} \rightarrow 2^{\mathcal{S}_{|\mathcal{N}||\mathcal{S}|(|\mathcal{S}|-1)}}$, which maps from a policy sequence π to the optimal policy sequences with respect to the MF distribution sequence induced by π . As in Cui and Koepl (2021), Γ maps to a non-empty set.

We then show that the mapping is convex. For any policy $\hat{\pi}$, suppose $\pi, \pi' \in \Gamma(\hat{\pi})$. Let us denote the MF distribution sequence induced by $\hat{\pi}$ as μ and the optimal value function as $\{V_n\}_{n \in \mathcal{N}}$. Then, for all $n \in \mathcal{N}$ and $s \in \mathcal{S}$, $\mathcal{G}_{\mu_n}^{\pi_n} V_{n+1}(s) = \mathcal{G}_{\mu_n}^{\pi'_n} V_{n+1}(s) = \mathcal{G}_{\mu_n} V_{n+1}(s)$. According to Assumption 2, for any $\lambda \in [0, 1]$, if we denote $\tilde{\pi} = \lambda\pi + (1-\lambda)\pi'$, there must have $\mathcal{G}_{\mu_n}^{\tilde{\pi}_n} V_{n+1}(s) \leq \mathcal{G}_{\mu_n} V_{n+1}(s)$. Meanwhile, according to the definition of the optimal Bellman operator, we can get $\mathcal{G}_{\mu_n}^{\tilde{\pi}_n} V_{n+1}(s) \geq \mathcal{G}_{\mu_n} V_{n+1}(s)$, which indicates $\tilde{\pi} \in \Gamma(\hat{\pi})$. Since the mapping is also closed and bounded, it is compact.

Finally, we show that the mapping has a closed graph. Consider any sequence such that $(\pi^j, \hat{\pi}^j) \rightarrow (\pi, \hat{\pi})$ with $\hat{\pi}^j \in \Gamma(\pi^j)$, where $\pi^j, \hat{\pi}^j \in \Pi$. We want to prove that $\hat{\pi} \in \Gamma(\pi)$. Due to the optimality, we have that for all n and s

$$\mathcal{G}_{\Psi(\pi^j)}^{\hat{\pi}^j_n} V_{n+1}(s) \leq \mathcal{G}_{\Psi(\pi^j)}^{\pi^j_n} V_{n+1}(s) \quad \forall \pi^j \in \mathcal{S} \times \mathcal{P}(\mathcal{S})$$

Similar to Cui and Koepl (2021), we have the continuity of Ψ . Besides, based on the two assumptions, we also have the continuity of the mapping $\pi \rightarrow \mathcal{G}_{\Psi(\pi)}^{\pi'_n} V(s)$ as well as the mapping $\pi' \rightarrow \mathcal{G}_{\Psi(\pi)}^{\pi'_n} V(s)$. Therefore, let $j \rightarrow \infty$ on both sides, and we have the following equation for all $n \in \mathcal{N}$ and $s \in \mathcal{S}$.

$$\mathcal{G}_{\Psi(\pi)}^{\hat{\pi}_n} V_{n+1}(s) \leq \mathcal{G}_{\Psi(\pi)}^{\pi_n} V_{n+1}(s) \quad \forall \pi \in \mathcal{S} \times \mathcal{P}(\mathcal{S})$$

Therefore, $\hat{\pi} \in \Gamma(\pi)$, which shows that the mapping has a closed graph. By Kakutani's fixed point theorem, there exists at least one fixed point π^* such that $\pi^* \in \Gamma(\pi^*)$. Then the pair $(\pi^*, \Psi(\pi^*))$ is an MFE by definition. \square

As previously analyzed in Section 3.1, all the commuters will act according to the MFE. Since Assumption 1 and 2 are generally satisfied in various travel choice scenarios, the existence of MFE makes such an equilibrium notion more appealing for analyzing day-to-day traffic dynamics, as it provides a benchmark against which various improving transportation policies can be compared.

3.3. Uniqueness

When the cost function has better properties in monotonicity, we can further prove the uniqueness of the MFE, which is illustrated in Theorem 2.

ASSUMPTION 3. *The cost function $f(s, \mu)$ is strictly monotone with respect to μ , i.e., for any MF distribution $\mu, \mu' \in \mathcal{P}(\mathcal{S})$ such that $\mu \neq \mu'$, we have:*

$$\sum_{s \in \mathcal{S}} [f(s, \mu) - f(s, \mu')] [\mu(s) - \mu'(s)] > 0$$

THEOREM 2. *Given Theorem 1 and with Assumption 3, for any given initial distribution μ_0 , if (π, μ) and (π', μ') are both MFEs, then there must have $\mu_n(s) = \mu'_n(s)$ for all $s \in \mathcal{S}, n \in \mathcal{N}$.*

Proof of Theorem 2 Suppose two pairs (π, μ) and (π', μ') are both MFEs. We have

$$\begin{aligned}
& J^\mu(\pi) - J^\mu(\pi') + J^{\mu'}(\pi') - J^{\mu'}(\pi) \\
&= \sum_{n=0}^{N-1} \sum_{(s,a) \in \mathcal{S} \times \mathcal{A}} [\mu_n(s)\pi_n(a|s)c(s,a,\mu_n,\pi_{n,s}) - \mu'_n(s)\pi'_n(a|s)c(s,a,\mu_n,\pi'_{n,s}) \\
&\quad + \mu'_n(s)\pi'_n(a|s)c(s,a,\mu'_n,\pi'_{n,s}) - \mu_n(s)\pi_n(a|s)c(s,a,\mu'_n,\pi_{n,s})] \\
&= \sum_{n=0}^{N-1} \sum_{(s,a) \in \mathcal{S} \times \mathcal{A}} (\mu_n(s)\pi_n(a|s) - \mu'_n(s)\pi'_n(a|s)) (f(s,\mu_n) - f(s,\mu'_n)) \\
&= \sum_{n=0}^{N-1} \sum_{s \in \mathcal{S}} (\mu_n(s) - \mu'_n(s)) (f(s,\mu_n) - f(s,\mu'_n)) \geq 0
\end{aligned}$$

Note that $J^\mu(\pi)$ refers to the case where the whole population evolves according to μ , and the representative commuter also evolves according to μ (induced by the policy π) as well. On contrary, $J^\mu(\pi')$ refers to the case where the population evolves according to μ , but the representative commuter evolves according to μ' (induced by π'). Meanwhile, since (π, μ) is a MFE, $J^\mu(\pi) - J^\mu(\pi') \leq 0$. For the same reason, $J^{\mu'}(\pi') - J^{\mu'}(\pi) \leq 0$. Thus, we have $J^\mu(\pi) - J^\mu(\pi') + J^{\mu'}(\pi') - J^{\mu'}(\pi) \leq 0$. Therefore, all the equalities hold, and $\mu_n(s) = \mu'_n(s)$ for all $s \in \mathcal{S}, n \in \mathcal{N}$ due to the strictly monotone cost. \square

3.4. Convergence to stationarity

This section analyzes the long-term behavior of the system when the planning horizon goes to infinity. To do so, we first define stationary MFE (s-MFE), which is the stationary solution of the system. The s-MFE can be viewed as a special evolution pattern that the policy, as well as the MF distribution on each day, remains invariant. We then analyze the physical interpretation of the s-MFE and connect it to the conventional Wardropian equilibrium. Finally, we prove the convergence from the MFE to the s-MFE, which indicates that the policy, as well as the MF distribution, will gradually become stationary.

3.4.1. Stationary MFE Before defining the s-MFE, we need another two assumptions.

ASSUMPTION 4. *The Bellman equation $\mathcal{G}_\mu^\pi V(s)$ is continuous and strictly convex to π for all $s \in \mathcal{S}, V \in \mathbb{R}^M$ and $\mu \in \mathcal{P}(\mathcal{S})$.*

ASSUMPTION 5. *There exists $C > 0$ such that for all $s \in \mathcal{S}, \pi_s \in \mathcal{P}(\mathcal{S})$ and $\mu \in \mathcal{P}(\mathcal{S})$*

$$\left| \sum_{s' \in \mathcal{S}} g(s, s', \pi_s) \pi_s(s') \right| \leq C, \quad 0 \leq f(s, \mu) \leq C, \quad 0 \leq d(s, s') \leq C$$

Assumption 4 is a stronger version of Assumption 2, having more requirements on the cost component related to π_s . However, it still does not restrict the daily travel cost f and the adjustment cost g . For example, it still holds for the entropy penalized model proposed in the last section, where $c(s, s', \mu, \pi_{n,s}) = f(s, \mu) + d(s, s') + \frac{1}{\theta} \ln \pi_{n,s}(s')$, regardless of the formulation of f and d . However, the counterpart without the entropy penalization component does not satisfy this new assumption. This assumption ensures the uniqueness of the optimal policy given μ and V since the optimization becomes strictly convex. Assumption 5 provides a bound for the cost functions, which is natural in our setting. The following proposition shows that Assumption 5 also provides a bound for the difference of value functions between states. We leave the proof in Appendix.

PROPOSITION 4. *When Assumption 5 holds, for any value function V , MF distribution $\mu \in \mathcal{P}(\mathcal{S})$, and states s, s' , we have*

$$|\mathcal{G}_\mu V(s) - \mathcal{G}_\mu V(s')| \leq 3C \quad (7)$$

For the entropy penalized model, i.e. $g(s, s', \pi_s) = d(s, s') + \frac{1}{\theta} \ln \pi_s(s')$, a direct implication of Proposition 4 is that the MF distribution should have a positive lower bound for all states on all days, as shown in the following corollary. Still, this result does not have any requirement on the formulation of f and d or the initial distribution. We also leave the proof in Appendix.

PROPOSITION 5. *If Assumption 5 holds and $g(s, s', \pi_s) = d(s, s') + \frac{1}{\theta} \ln \pi_s(s')$, for all MFEs (π, μ) , there must exist a constant $\omega > 0$ such that $\mu_n(s) \geq \omega$ holds for all $n \geq 1$ and $s \in \mathcal{S}$*

We are now ready to provide a formal definition of the stationary MFE based on the concept of stationary solutions introduced by Gomes, Mohr, and Souza (2010).

DEFINITION 2. Under Assumption 4, a pair $(\bar{V}, \bar{\mu})$, where $\bar{\mu} \in \mathcal{P}(\mathcal{S})$ and $\bar{V} \in \mathbb{R}^M$, is called an s-MFE if it satisfies the following conditions for all $s \in \mathcal{S}$:

- There exists a constant $\bar{\lambda}$ such that $\mathcal{G}_{\bar{\mu}} \bar{V}(s) = \bar{V}(s) + \bar{\lambda}$
- $\mathcal{K}_{\bar{\pi}} \bar{\mu}(s) = \bar{\mu}(s)$, where $\bar{\pi}$ is the unique optimal policy determined by \bar{V} and $\bar{\mu}$.

REMARK 2. The first condition implies that the policy is time-invariant. Note that it is the relative value of the value function of different states that determines the optimal policy. If the Bellman operator only adds the same constant to the value function of each state, the relative value of each state would remain the same and thus the policy should be time-invariant. The second condition ensures the stationarity of the MF distribution.

REMARK 3. Consider when $\mu_0 = \bar{\mu}$ and the final value $V_N = \bar{V}$, the pair (π, μ) such that $\pi_n = \bar{\pi}, \mu_n = \bar{\mu}$ for all $n \in \mathcal{N}$ is an MFE by definition. Meanwhile, $(\bar{V}, \bar{\mu})$ is also an s-MFE. In this sense, an s-MFE is a special MFE that is stationary but requires some specific initial distributions and final values.

Below we discuss the existence and uniqueness of the s-MFE. The next proposition is adopted from Theorem 3 in Gomes, Mohr, and Souza (2010) that discusses the existence of the s-MFE, and we thus skip its proof.

PROPOSITION 6. *When Assumption 1, 4, and 5 hold, there always exists an s-MFE.*

For the uniqueness of the s-MFE, we need to slightly strengthen the monotonicity assumption of the cost function from strictly monotone to strongly monotone.

ASSUMPTION 6. *The cost function $f(s, \mu)$ is strongly monotone, i.e., for any MF distribution $\mu, \mu' \in \mathcal{P}(\mathcal{S})$, we have:*

$$\sum_{s \in \mathcal{S}} [f(s, \mu) - f(s, \mu')] [\mu(s) - \mu'(s)] \geq \eta d_f(\mu, \mu')^2$$

where η is a positive constant.

The next proposition discusses the uniqueness of s-MFE and is similar to Proposition 7 in Gomes, Mohr, and Souza (2010). Since we are using different norms, the proof has some differences and is thus provided in Appendix.

PROPOSITION 7. *Given Proposition 6 and with Assumption 6, if $(\bar{V}^1, \bar{\mu}^1)$ and $(\bar{V}^2, \bar{\mu}^2)$ are both s-MFE, there must have $\bar{\mu}^1 = \bar{\mu}^2$.*

3.4.2. Physical interpretation of the s-MFE So far we have analyzed the properties of the s-MFE. It is intriguing to ask what the s-MFE actually represents besides being a special stationary solution. In this section, we discuss the physical interpretation of the s-MFE and connect them to Wardropian equilibrium in a specific context where the entropy term $\frac{1}{\theta} \ln \pi_s(s')$ is included in the cost function as discussed in Section 2.3.

In a simple case when user inertia is not considered, i.e., $g(s, s', \pi_s) = \frac{1}{\theta} \ln \pi_s(s')$, the following proposition illustrates its equivalency to the conventional logit-based stochastic user equilibrium (SUE) (Sheffi 1985). We leave the proof to Appendix.

PROPOSITION 8. *When $g(s, s', \pi_s) = \frac{1}{\theta} \ln \pi_s(s')$, let the MF distribution $\bar{\mu}$ denote the logit-based SUE distribution and $\bar{V}(s) = f(s, \bar{\mu})$ for all $s \in \mathcal{S}$. Then the pair $(\bar{V}, \bar{\mu})$ is an s-MFE.*

REMARK 4. Note that we use $\bar{\mu}$ as a distribution, rather than a traffic flow pattern.

For the cases with user inertia, we will show that the s-MFE can be interpreted as an instance of the state-dependent stochastic user equilibrium (SDSUE) proposed in Castaldi, Delle Site, and Filippi (2017, 2019). To elaborate, we first present a definition of the SDSUE.

DEFINITION 3. Suppose the perceived cost of switching from state j to k where $j, k \in \mathcal{S}$ is $U_j^k = V_j^k + \delta_j^k$, where V_j^k is the deterministic cost and δ_j^k is the random term. For simplicity let us consider an identical and independently distributed term so that $U_j^k = V_j^k + \delta$. Consider a choice model (e.g. logit model) $P_j^k = P_j^k(V_j^k)$, then $\{q_k\}_{k \in \mathcal{S}}$ is defined as an SDSUE if it satisfies $q_k = \sum_{j \in \mathcal{S}} q_j P_j^k \forall j \in \mathcal{S}$.

The existence of SDSUE is generally ensured (Castaldi, Delle Site, and Filippi 2017, 2019). Consider the case when $V_j^k = V^k + d_j^k$ where d_j^k represents the inertia cost of changing from state j to k (Castaldi, Delle Site, and Filippi 2017), the SDSUE can be viewed as a special type of SUE that considers inertia cost into the deterministic cost. When $d_j^k = 0$ for all state j, k , it collapses back to the conventional SUE. Following this line, the next proposition illustrates that the s-MFE can be viewed as an instance of SDSUE. We omit the proof as it is trivial.

PROPOSITION 9. *Consider an s-MFE pair $(\bar{V}, \bar{\mu})$ that determines a unique optimal policy $\bar{\pi}$. Then, when using $d(s, s') + \bar{V}(s')$ as the deterministic cost of changing from s to s' , $\bar{\mu}$ is the corresponding SDSUE.*

Recall that in Proposition 8, when there is no inertia, $\bar{\mu}$ is equivalent to the SUE distribution and \bar{V} corresponds to the daily travel cost. In Proposition 9, we build the connection of $\bar{\mu}$ with SDSUE for the case with inertia. One may wonder what is the physical interpretation of \bar{V} in this case. In fact, it is not equivalent to the daily travel cost anymore. If we think $f(s, \bar{\mu})$ as a daily measurement of the performance of state s , \bar{V} can be treated as a farsighted measurement. Consider if $f(x, \bar{\mu}) > f(y, \bar{\mu})$, indicating state y is more preferable in the sense of the daily travel cost, the superiority of state y should be more dominant for strategic commuters. As they can plan for the future, choosing x not only incurs more travel costs immediately but also causes one more likely to switch to other states, inducing more inertia costs in the future. The following proposition elaborates on this point in more detail in a specific case where $d(s, s') = \epsilon \cdot \mathbf{1}_{s \neq s'}$. We leave the proof to Appendix.

PROPOSITION 10. *When $g(s, s', \pi_s) = d(s, s') + \frac{1}{\theta} \ln \pi_s(s')$ and $d(s, s') = \epsilon \cdot \mathbf{1}_{s \neq s'}$, for an s-MFE pair $(\bar{V}, \bar{\mu})$, if $\bar{V}(x) > \bar{V}(y)$, there must have $\bar{V}(x) - \bar{V}(y) > f(x, \bar{\mu}) - f(y, \bar{\mu}) > \bar{V}(x) - \bar{V}(y) - \epsilon$*

3.4.3. Convergence to stationarity We are now ready to examine how the MFE could converge to the s-MFE. First, let's consider a simpler case that there is no inertia cost and thus the behavioral cost solely stems from the error term, i.e., $g(s, s', \pi_{n,s}) = \frac{1}{\theta} \ln \pi_{n,s}(s')$. We have shown that in this case, the s-MFE is equivalent to the logit-based SUE. Denote the optimal value function as $\{V_n\}_{n \in \mathcal{N}}$, then the unique optimal policy for all n is

$$\pi_n(s'|s) = \frac{e^{-\theta(f(s, \mu_n) + V_{n+1}(s'))}}{\sum_{x \in \mathcal{S}} e^{-\theta(f(s, \mu_n) + V_{n+1}(x))}} = \frac{e^{-\theta V_{n+1}(s')}}{\sum_{x \in \mathcal{S}} e^{-\theta V_{n+1}(x)}}$$

As can be seen, the policy has nothing to do with the previous state s . As a result, with flow conservation, we have the following equation for all $n \geq 1$:

$$V_n(s) + \frac{1}{\theta} \ln \mu_n(s) = -\frac{1}{\theta} \ln \sum_{x \in \mathcal{S}} e^{-\theta V_n(x)} \quad (8)$$

The result describes the relationship between the MF distribution and the value function. We show its connection with SUE in the following proposition.

PROPOSITION 11. *For any initial distribution μ_0 , if $g(s, s', \pi_{n,s}) = \frac{1}{\theta} \ln \pi_{n,s}(s')$, then the MFE reaches the logit-SUE on the second day.*

Furthermore, recall that logit-SUE is the s-MFE in this case, which indicates that the system stays in logit-SUE for the rest of the period. Following this case, if we further let $\theta \rightarrow \infty$, then the cost function does not have adjustment cost as well as the entropy term, which captures commuters who have perfect information regarding the value function on each day. It is proved that when $\theta \rightarrow \infty$, the SUE flow converges to deterministic user equilibrium (DUE) flow (Mamun, Xu, and Yin 2011). As a result, in such a case the system is expected to reach DUE on the second day and stays there for the rest of the period, as shown in the following corollary. The proof for it is skipped.

COROLLARY 3. *When $\theta \rightarrow \infty$, the MFE reaches the DUE on the second day.*

The above results largely hinge on the property that without adjustment cost, the optimal policy only depends on the state of the next day rather than the previous state. However, since the adjustment cost depends on both the previous and subsequent states, this property no longer holds when user inertia is considered. Intuitively, rather than immediately reaching stationarity on the second day, the convergence should take longer time due to inertia.

Recall that in Section 2.2, we discuss that the Bellman operator is concave with respect to the value function. To prove the convergence in general cases, we need to further strengthen the concavity of the Bellman operator. Generally, strong concavity is defined using norms such as L_2 -norm. Unfortunately, if a constant is added to the value of all states, the value function would not have essential change but its L_2 -norm does increase. To overcome this issue, a new norm for the value function is defined (Gomes, Mohr, and Souza 2010). As can be seen, for a given value function V , if there is another value function V' that satisfies $V'(s) = V(s) + \lambda$ where λ is a constant, then $\|V\|_{\#} = \|V'\|_{\#}$.

$$\|V\| := \sqrt{\sum_{s \in \mathcal{S}} V(s)^2}$$

$$\|V\|_{\#} := \inf_{\lambda \in \mathbb{R}} \|V + \lambda\|$$

We are now ready to propose a new assumption to strengthen the concavity of the Bellman operator, using the norm defined above.

ASSUMPTION 7. *For all MFEs (π, μ) and the corresponding value function $\{V_n\}_{n \in \mathcal{N}}$, there exists a constant $\phi > 0$ such that the following equation holds for any $n \in \mathcal{N}$ and any value function $V' \in \mathbb{R}^M$*

$$\sum_{s \in \mathcal{S}} \mu_n(s) (\mathcal{G}_{\mu_n} V'(s) - \mathcal{G}_{\mu_n} V_{n+1}(s)) - \sum_{s \in \mathcal{S}} (V'(s) - V_{n+1}(s)) \mathcal{K}_{\pi_n} \mu_n(s) \leq -\phi \|V_{n+1} - V'\|_{\#}^2$$

Assumption 7 essentially requires that the Bellman operator is strongly concave around points that are MFEs. The strong concavity of other points is not required. An intuitive interpretation for this assumption is that, if $\|V_{n+1} - V'\|_{\#} > 0$, indicating the two value functions are different in the relative sense, the optimal policy for V' should be different from π_n . Furthermore, the more different these two value functions are, the more diverse the two optimal policies will be. As can be seen, this assumption does not hold when $g(s, s', \pi_s) = 0$. In this case, as long as there exists the same state that can minimize the two value functions, they share the same optimal policy. However, this assumption holds for our entropy penalized model, which is further elaborated in the following proposition. We leave the proof in Appendix. Note that this assumption still does not have any requirement on the formulation of f and d .

PROPOSITION 12. *If Assumption 5 holds and $c(s, s', \mu, \pi_s) = f(s, \mu) + d(s, s') + \frac{1}{\theta} \ln \pi_s(s')$, Assumption 7 always holds regardless of the formulation of f and d .*

To make it easier to follow, with a slight abuse of notation, let us denote the time horizon now as $\mathcal{N} = \{-N, \dots, 0, \dots, N\}$. In this case, there are in total $2N + 1$ days in the period. We change the notation to better illustrate the middle part of the horizon (i.e., $n = 0$). The two notations of the horizon are the same in the asymptotic sense when $N \rightarrow \infty$. The following theorem proves the exponential convergence of the MFE to the s-MFE, which follows the steps of Theorem 7 in Gomes, Mohr, and Souza (2010). However, we are using different formulations regarding the strong concavity of the Bellman operator, which results in differences in the proof. The proof is provided in Appendix.

THEOREM 3. *Given Theorem 2 and Proposition 7, for any initial distribution $\nu \in \mathcal{P}(\mathcal{S})$, consider the MFE (π, μ) such that $\mu_{-N} = \nu$ and let $\{V_n\}_{n \in \mathcal{N}}$ be the corresponding value function. If Assumption 7 further holds, when $N \rightarrow \infty$, we have*

$$V_0 \rightarrow \bar{V} \quad \mu_0 \rightarrow \bar{\mu}$$

where $(\bar{V}, \bar{\mu})$ is the unique s-MFE. Besides, the convergence occurs at an exponential speed.

REMARK 5. The theorem illustrates that the policy, as well as the MF distribution, will converge to stationarity.

Below we briefly summarize all the conditions we have on f and g . As we have discussed when we propose Assumption 2,4 and 7, these assumptions totally depend on the behavioral cost g , especially the cost component related to π_s , e.g., the entropy term $\frac{1}{\theta} \ln \pi_s(s')$, rather than the adjustment cost $d(s, s')$, which does not have any requirement on the formulation of the daily travel cost f and the inertia d . Note that Assumption 2,4,7 hold for the entropy penalized model where $g(s, s', \pi_s) = d(s, s') + \frac{1}{\theta} \pi_s(s')$.

Table 1 Summary of conditions

	Assumption	Condition
Daily travel cost f	1	Continuous w.r.t to μ
	3	Strictly monotone w.r.t to μ
	5	Bounded
	6	Strongly monotone w.r.t to μ
Behavioral cost g	2	Ensure $\mathcal{G}_\mu^\pi V$ to be convex and continuous w.r.t π
	4	Ensure $\mathcal{G}_\mu^\pi V$ to be strictly convex and continuous w.r.t π
	5	Bounded
	7	Ensure $\mathcal{G}_\mu V$ to be strongly concave w.r.t V around MFEs

Table 2 summarized the results we have derived.

Table 2 Summary of theoretical results

	Interpretation	Required conditions
Theorem 1	Existence of the MFE	Assumption 1,2
Theorem 2	Uniqueness of the MFE	Assumption 1,2,3
Proposition 5	Existence of the s-MFE	Assumption 1,4,5
Proposition 6	Uniqueness of the s-MFE	Assumption 1,4,5,6
Proposition 10	The MFE reaches the s-MFE on the 2nd day	Assumption 1, $g(s, s') = \frac{1}{\theta} \ln \pi_s(s')$
Theorem 3	The MFE exponentially converges to the s-MFE	Assumption 1,4,5,6,7

4. Specific choice scenarios

The above sections have developed and analyzed a general day-to-day evolution model. However, some conditions and results may not hold for or be applicable to specific scenarios of travel choice. In this section, we apply our general model to the choice of route and departure time respectively to derive specific results and connect them with those in the literature, whenever possible.

4.1. Route choice

To ensure homogeneity, consider the case that all the commuters have the same origin and destination (OD). The state space \mathcal{S} refers to all the possible paths connecting the OD pair, and $\mu_n(s)$ implies the proportion of commuters choosing path s on day n . Therefore, for a fixed demand ξ , the flow on path s on day n is $\xi\mu_n(s)$. Denote the link set as \mathcal{L} . Then, the flow on link $l \in \mathcal{L}$ is $v(l, \mu_n) : \mathcal{L} \times \mathcal{P}(\mathcal{S}) \rightarrow \mathbb{R}$, where $v(l, \mu_n) = \sum_{s \in \mathcal{S}} \xi\mu_n(s)\delta_{l,s}$. $\delta_{l,s}$ equals 1 if link l is on route s , and 0 otherwise. Let $t_l(v(l, \mu_n))$ denote the link travel cost. Then, the path travel cost is $f(s, \mu_n) = \sum_{l \in \mathcal{L}} t_l(v(l, \mu_n))\delta_{l,s}$

The model is applicable to any inertia behavior since we do not have any requirement in the form of $d(s, s')$. For example, for commuters currently choosing s , their adjustment cost can be $d(s, s') = \epsilon \cdot \mathbf{1}_{s \neq s'}$, implying that commuters will receive the same penalty when switching to a different route. Alternatively, we can use a distance function that is inversely proportional to the overlap between s and s' , which indicates that switching to a more familiar route will induce less inertia cost. We consider the error in the value function by including the entropy term. Thus, we have $g(s, s', \pi_s) = d(s, s') + \frac{1}{\theta} \ln \pi_s(s')$. Apparently, Assumption 1 and 2 are always satisfied. Thus, the existence of the MFE is ensured in the current setting of day-to-day route choice.

4.1.1. Unique link flow evolution In Section 3.3, we use the strict monotonicity condition to ensure the uniqueness of the MF distribution sequence. However, since the daily travel cost $f(s, \mu)$ refers to the path travel cost, its strict monotonicity may not necessarily hold for a general network. Therefore, we modify the assumption and assume that the link travel cost is strictly monotone.

ASSUMPTION 8 (Modified version of Assumption 3). *The link cost function $t_l(v)$ is strictly monotone for all link $l \in \mathcal{L}$.*

The assumption is mild and has been widely adopted in the literature. Considering the MF distribution essentially corresponds to the path flow, an intuition is that with the new assumption, the MF distribution sequence may not be unique anymore, but they should share the same link flow evolution. The following proposition modifies Theorem 2 and formalizes the intuition. We leave the proof to Appendix.

PROPOSITION 13. *When Assumption 1, 2 and 8 hold, for any given initial distribution, all MFEs have the same link flow evolution.*

Further, note that with Assumption 8, the path travel cost may still be strictly monotone for some networks, such as a single OD network connected by parallel routes or the small grid network shown in Figure 1, adopted from He and Peeta (2016). Consequently, the MFE is unique.

4.1.2. Convergence to stationarity Since our analysis in Section 3.4.3 for the case without the adjustment cost only requires the existence of the MFE, which is satisfied in the current setting. As a result, when user inertia is not considered, the day-to-day route choice will always reach the logit-SUE or DUE immediately on the second day, regardless of the structure of the cost function $f(s, \mu)$.

However, for a more general case with inertia, the convergence requires that $f(s, \mu)$, i.e., path travel cost, is strongly monotone. This is a strong requirement. Similar to the above, if link travel costs are strongly monotone, the strong monotonicity of path travel costs holds for networks whose path-link incidence matrix is full row rank (See Proposition 15 in Appendix for detailed proof). It is worth noting that some commonly used cost functions such as the BPR function are not generally strongly monotone (Lu and Nie 2010). However, it is still reasonable to consider the BPR function to be strongly monotone in our model setting when the cost function contains the entropy term, i.e., $g(s, s', \pi_s) = d(s, s') + \frac{1}{\theta} \pi_s(s')$. The reason is that, according to Proposition 5, there exists a lower bound ω for all possible MF distributions in every MFE and s-MFE, which indicates that all of the link flow also has a lower bound $\xi\omega$, and the BPR function is strongly monotone in this range $[\xi\omega, \infty)$. In other words, the formulation in the range $[0, \xi\omega)$ does not influence the resulting MFE and s-MFE.

In summary, for small and sparse networks whose path-link incidence matrix is full row rank, it is still reasonable to consider the path travel time strongly monotone with link travel time functions of the BPR type. Therefore, the exponential convergence to stationarity still holds. Compared to the stability analysis results in the literature, a system with strategic commuters reaches stationarity immediately on the second day or converges exponentially, for the case without and with adjustment costs respectively.

4.2. Departure time choice

Let's consider a discrete version of the classic Vickrey bottleneck model for the morning commute problem (Vickrey 1969). The state space \mathcal{S} , in this case, refers to the allowable departure time window, and each state s is a time slice in the window. Denote the length of the departure time window as L hours, then the length of each time slice is $\frac{L}{M}$ hours. Similarly, $\mu_n(s)$ refers to the proportion of commuters who departs at s on day n , which is equivalent to the departure rate at time s . Denote the total number of commuters is ξ , then the number of commuters that departs at time s on day n is $\xi\mu_n(s)$. Without losing generality, we ignore the free-flow travel time, and thus travel time experienced by commuters only consists of the queuing delay at the bottleneck. The discrete version of the travel time function proposed by Han, Friesz, and Yao (2013) is adopted:

$$T(s, \mu_n) = \sum_{x \in \mathcal{S}, x \leq s} \frac{\mu_n(x)}{C_b} - s - \min_{y \in \mathcal{S}, y \leq s} \left\{ \sum_{x \in \mathcal{S}, x \leq y} \frac{\mu_n(x)}{C_b} - y \right\}$$

where $T(s, \mu_n)$ refers to the travel time in day n ; C_b refers to the "normalized" bottleneck capacity, which is $C_b = \frac{C_b^*}{\xi} \frac{L}{M}$, where C_b^* is the true capacity in the unit of commuters per hour, and y refers to the nearest time that the inflow is below the capacity. Suppose all commuters share the same desired arrival time r . The scheduling cost is included in the travel cost function:

$$f(s, \mu_n) := \alpha T(s, \mu_n) + \beta [r - s - T(s, \mu_n)]_+ + \gamma [s + T(s, \mu_n) - r]_+$$

where α, β, γ are the penalty coefficients for travel time, early arrival and late arrival, and $[r - s - T(s, \mu_n)]_+ = \max\{r - s - T(s, \mu_n), 0\}$. We consider the adjustment cost to be a distance function, $d(s, s') = \epsilon \cdot |s - s'|$.

The following proposition shows that the travel cost considering scheduling cost satisfies Assumption 1 and 2. We leave the proof to Appendix. As a result, for any initial departure time distribution, the day-to-day departure time choice problem always has an MFE. However, due to the complex structure of the cost function, it remains an open question whether the MFE is unique, or whether the MFE converges to the stationarity.

PROPOSITION 14. *Assumption 1 and 2 hold for the cost function in the day-to-day departure time choices problem.*

Note that in some more special cases, we can continue to derive more results. For example, if the travel cost does not contain scheduling cost, and the travel time only depends on the current inflow without the historical effect in terms of the queueing model, we can still prove the uniqueness of the MFE. The analysis for these cases resembles the analysis in Section 4.1 and will not be discussed in detail.

4.2.1. Convergence to stationarity Specifically, in the case of no adjustment cost, as per the analysis in Section 3.4.3, the system will reach SUE or DUE immediately on the second day. This result contrasts with those in the literature. More specifically, although the day-to-day departure-time choice dynamics for myopic commuters usually cannot converge to an equilibrium state (Guo, Yang, and Huang 2018), our results show that for strategic commuters who do not suffer user inertia, the system can reach equilibrium immediately on the second day.

Below we summarize the connection between our model and the conventional Wardropian equilibrium in both route and departure time choices for the entropy penalized model when $g(s, s', \pi_s) = d(s, s') + \frac{1}{\theta} \ln \pi_s(s')$.

5. Numerical examples

In this section, we provide numerical examples to illustrate the proposed model. We first introduce the numerical algorithm used to compute the approximate MFE and then present two experiments for day-to-day route and departure time choice problems.

Table 3 Connection with Wardropian equilibrium when $g(s, s', \pi_s) = d(s, s') + \frac{1}{\theta} \ln \pi_s(s')$

	Choice scenario	Results	Required conditions
Without inertia	Route	Reaching SUE/DUE on the second day	Assumption 1
	Departure time	Reaching SUE/DUE on the second day	Assumption 1
With inertia	Route	Exponential convergence to an instance of SDSUE	Assumption 1,5,6

5.1. Numerical algorithm

Finding an MFE is essentially to solve a fixed point problem. We seek an MF distribution sequence μ such that $\mu = \Psi(\Phi(\mu))$ using fictitious play (Perrin et al. 2020, Elie et al. 2020), as presented in Algorithm 1. It is an iterative scheme that computes the average MF flow induced by the past optimal responses and its corresponding policy sequence as follows. By this way, the policy sequence $\bar{\pi}^j$ can always induce the MF flow $\bar{\mu}^j$ at every iteration (Perrin et al. 2020)

$$\bar{\mu}_n^j = \frac{j-1}{j} \bar{\mu}_n^{j-1} + \frac{1}{j} \mu_n^j \quad \forall n$$

$$\bar{\pi}_n^j(a|s) = \frac{\sum_{i=0}^j \mu_n^i(s) \pi_n^i(a|s)}{\sum_{i=0}^j \mu_n^i(s)} \quad \forall n, s, a$$

Algorithm 1 Fictitious Play

Input: An initial distribution μ_0 ; An initial policy sequence π^0 ; Calculate the MF flow $\bar{\mu}^0$ induced by π^0 starting from μ_0

Output: $(\bar{\pi}^J, \bar{\mu}^J)$

- 1: **for** $j = 1, 2, \dots, J$ **do**
 - 2: Compute π^j , the optimal response policy against $\bar{\mu}^{j-1}$
 - 3: Compute μ^j , the MF flow induced by π^j starting from μ_0
 - 4: Update $\bar{\mu}^j$, the average MF flow
 - 5: Update $\bar{\pi}^j$, the policy that generates $\bar{\mu}^j$
 - 6: **end for**
-

Exploitability is used to measure the convergence performance of the algorithm (Perrin et al. 2020). For a pair (π, μ) that satisfies $\pi = \Phi(\mu)$, the exploitability is defined as $\phi(\pi, \mu) = J^\pi(\mu) - \min_{\pi' \in \Pi} J^{\pi'}(\mu)$, which characterizes how close between π and the optimal policy.

5.2. Day-to-day route choice

The proposed model is applied to a three-by-three grid network taken from He and Peeta (2016), as shown in Figure 1. With a link flow $v(l)$ for $l \in \mathcal{L}$, the travel time is

$$t_l(v(l)) = t_l^0 \left[1 + b_l \left(\frac{v(l)}{c_l} \right)^4 \right]$$

where the coefficients of the travel time function are randomly generated and provided in Table 4. All commuters travel from node 1 to 9, and the total inflow is 2,000. Commuters have 6 paths to choose. Path-link relationship is given in Table 5. The planning horizon contains $N = 30$ days, with an initial MF distribution $\mu_0 = [0.1, 0.1, 0.5, 0.1, 0.1, 0.1]$. Lastly, the behavioral cost is $g(s, s', \pi_s) = \epsilon \cdot \mathbf{1}_{s \neq s'} + \frac{1}{\theta} \ln \pi_s(s')$. As previously analyzed in Section 4.1, the path travel cost can be considered to be strongly monotone in this case.

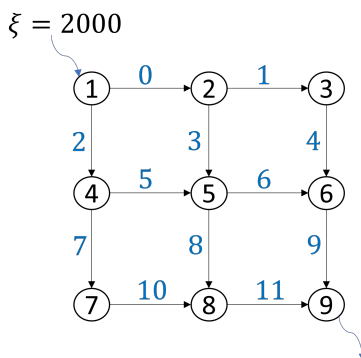


Figure 1 Test network with nine nodes and twelve links.

Table 4 Link travel cost information

Link	c_a	b_a	t_a^0	Link	c_a	b_a	t_a^0
0	600	0.23	15	6	500	0.16	17
1	600	0.29	12	7	500	0.24	19
2	600	0.22	14	8	500	0.18	11
3	500	0.18	12	9	800	0.19	17
4	900	0.21	14	10	700	0.23	10
5	600	0.2	17	11	600	0.16	16

Table 5 Path-link relationship

Path	Link
0	0, 1, 4, 9
1	0, 3, 6, 9
2	0, 3, 8, 11
3	2, 7, 10, 11
4	2, 5, 8, 11
5	2, 5, 6, 9

First, we consider a general case with $\epsilon = \theta = 1$, where both adjustment costs and the error term are considered. Results are shown in Figure 2. As can be seen from Figure 2(a), the algorithm converges well to the MFE since the exploitability reaches near 0. Figure 2(b) shows the MF distribution of all 30 days, which represents the evolution pattern. The six dots on each curve represents the MF distribution on that day. Here we use curves connecting dots on the same day to better demonstrate the evolution. A drastic adjustment happens on day 0 when the MF distribution change to the green curve from the blue one. Later, the adjustment becomes mild. The orange curve, the red curve, and the curves on all the following days are almost overlapping, which indicates that the distribution is converging and gradually stabilized. The travel cost $f(s, \mu_n)$ and the augmented cost $f(s, \mu_n) + \frac{1}{\theta} \ln \mu_n$ when $n = 29$ (the last day) are shown in Figure 2(c). Neither travel costs nor augmented costs are equal for all routes, which shows that the final distribution is neither logit-SUE nor DUE.

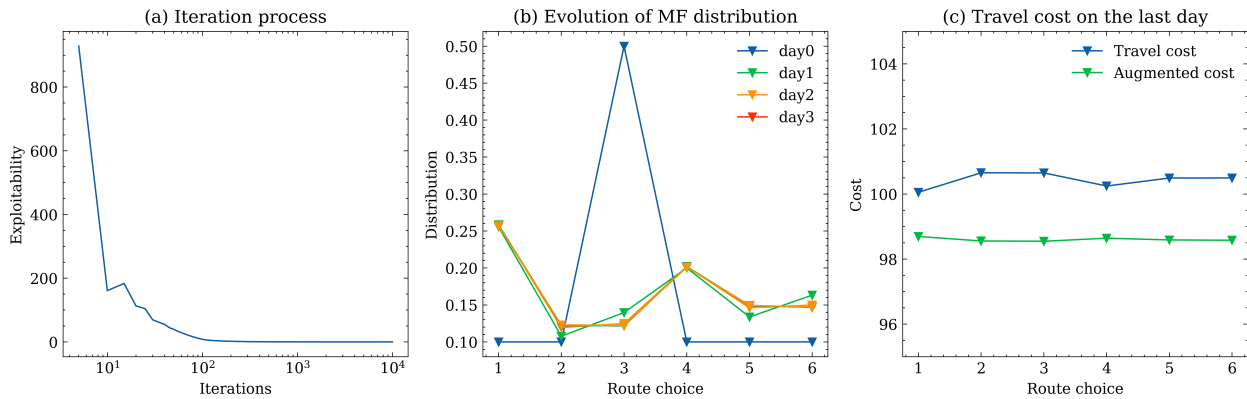


Figure 2 Day-to-day route choices dynamics in a grid network with $\epsilon = \theta = 1$.

We can also check the policy sequence of the MFE. Figure 3 shows π_n for $n = 0$ and $n = 29$, where the i th row, j th column depicts the probability of choosing j as the next option when the current choice is i . The action with denser color indicates a higher probability. By definition, row i reflects $\pi_n(x|s = i), x \in \mathcal{S}$, which is the action distribution when the current state is i , while column j reflects $\pi_n(s = j|x), x \in \mathcal{S}$, which is the inflow from other states to state j . Note that the summation of one column may not be 1. From the first column in Figure 3(a), many commuters will switch to route 1, causing a large jump in flow on route 1 in Figure 2(b). On contrary, from the third column, commuters on other routes will seldom switch to route 3, even the commuters currently on route 3 have a high probability of changing to other routes. Therefore, the MF distribution of route 3 drops drastically. Figure 3(b) shows the equilibrium policy on the last day. Results show that the policy is more concentrated on the current choice. However, due to the entropy penalization, the

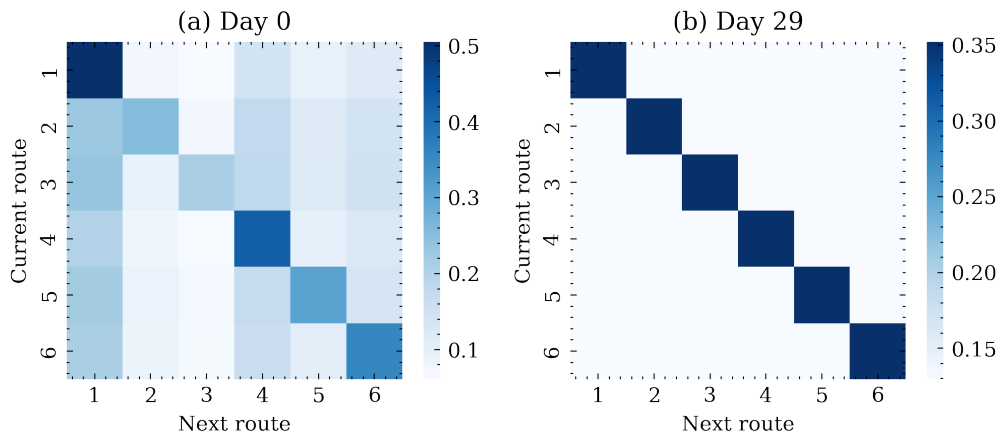


Figure 3 Equilibrium policy on the first and the last day when $\epsilon = \theta = 1$.

policy cannot be fully concentrated. Another observation is that $\pi_{29}(s|s)$ is the same for all state s , and the probability of switching to other choices is uniformly distributed.

On contrary, when $\epsilon = 0, \theta = 1$, representing the case without adjustment costs, the evolution pattern is different. Similarly, the MF distributions on all 30 days are plotted in Figure 4(b), from which we can find that all the curves since day 1 are overlapping. It indicates that the MF distribution reaches stationarity on day 1 and does not change anymore. From Figure 4(c), the augmented costs are equal for all 6 routes, which indicates that the stationary distribution corresponds to the logit-SUE flow. This result also agrees with the analysis in Section 3.4.

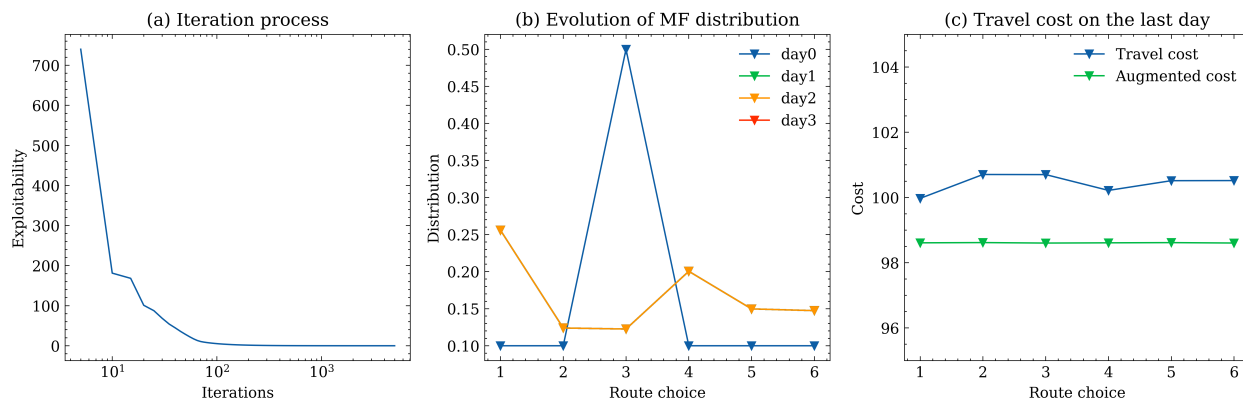


Figure 4 Day-to-day route choices dynamics in a grid network with $\epsilon = 0, \theta = 1$.

To show the results when θ is gradually increasing, we increase θ to 20 while still maintaining $\epsilon = 0$. From Figure 5(c), for larger θ (lower variance), the travel cost and the augmented travel cost are nearly overlapping, which indicates that the final MF distribution is converging to DUE.

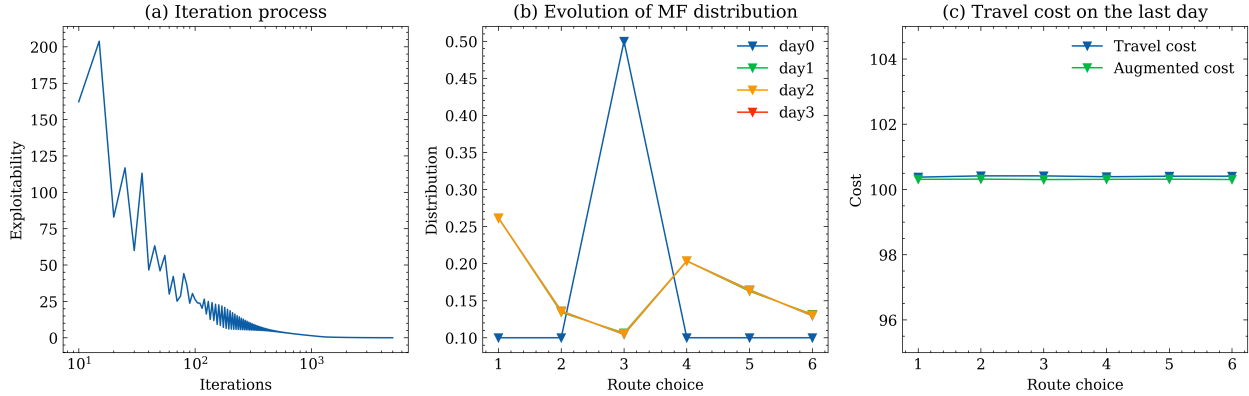


Figure 5 Day-to-day route choices dynamics in a grid network with $\epsilon = 0, \theta = 20$.

5.3. Day-to-day departure time choice

We use the bottleneck model setting in Guo et al. (2018). The total number of commuters is 6,000, and the capacity of the bottleneck is $c = 3,000$ vehicles per hour. The penalty for travel time, early arrival and late arrival are $\alpha = 10, \beta = 5, \gamma = 15$, respectively. The departure time window on each day is $[0, 3]$ hours, which is further discretized into $M = 40$ slices. Thus, the length of each slice (i.e. each state) is 0.075 hours or 4.5 minutes. The desired arrival time for all commuters is $r = 2$. The planning horizon contains $N = 30$ days, and the MF distribution is initialized in uniform distribution. Here we use $g(s, s', \pi_s) = \epsilon \cdot |s - s'| + \frac{1}{\theta} \ln \pi_s(s')$. We set the inertia weight $\epsilon = 1$ so that the adjustment cost and the daily travel cost are comparable. Besides, since the concept of SUE is not widely used in departure time choice problems, we set $\theta = 20$ to represent a relatively low variance in the perception error. Results are shown in Figure 6. As before, we plot the MF distribution on all 30 days in Figure 6(b). From the figure, we can observe that the adjustments do not stop, indicating the system does not converge to stationarity in the period. The travel cost and the augmented travel cost are fairly close on the last day, which indicates that $\theta = 20$ is large enough to clear the influence of the perception error.

When there are no adjustment costs and $\theta = 20$, results are shown in Figure 7. Similarly, all the curves except the initial one are overlapping, which indicates that the MF distribution reaches the orange curve on the second day and stays invariant for the rest days. This result also agrees with the analysis in Section 3.4. The discrepancy among the travel costs for all chosen departure times is around 8%, which is fairly small. We attribute this discrepancy to the computational effort because the exploitability measure remains more than 8 in the final iteration and the algorithm does not exactly locate the MFE. In fact, it is proven that the algorithm can converge to the MFE with monotone cost functions (Perrin et al. 2020). Since the cost function adopted here for day-to-day departure time choice is not monotone, the convergence of the algorithm is not guaranteed. We leave the development of a better algorithm to further investigation.

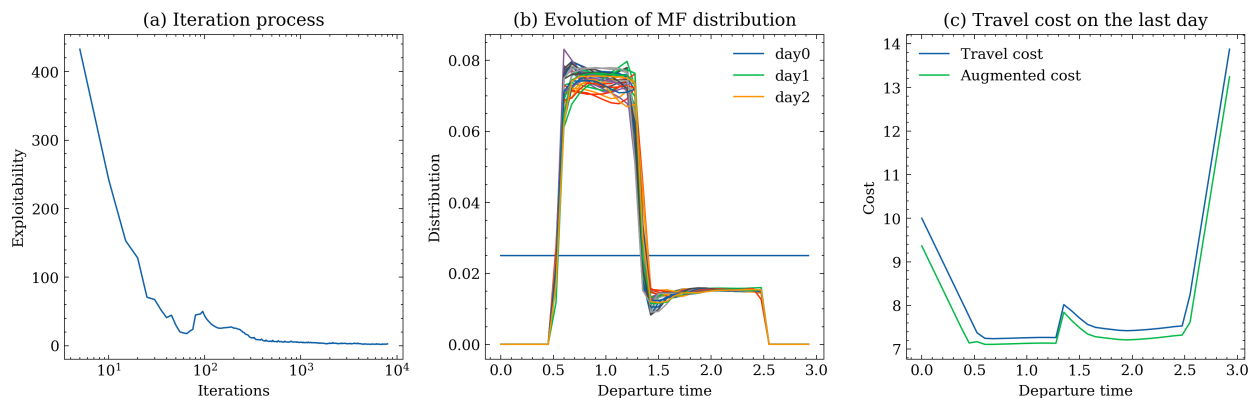


Figure 6 Day-to-day departure time choice dynamics with $\epsilon = 1, \theta = 20$.

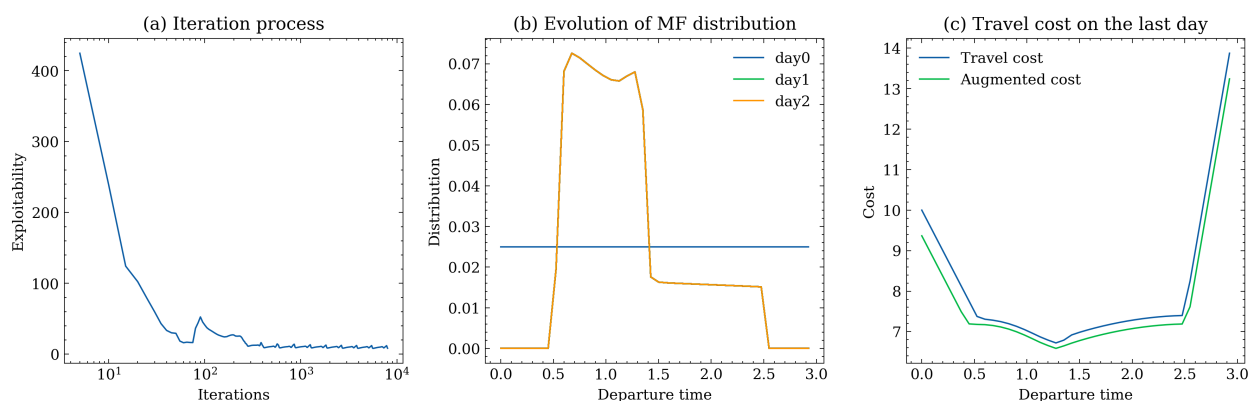


Figure 7 Day-to-day departure time choice dynamics with $\epsilon = 0, \theta = 20$.

6. Conclusion

In this research, we consider day-to-day travel choices of perfectly strategic and farsighted commuters. Different from existing studies that use heuristic rules to aggregately model day-to-day adjustment of travel choices, we explicitly capture commuters' strategic decision-making process. To do so, we model the process as an MFG and cast the travel choices of commuters as an optimal control problem. We then examine the equilibrium of the MFG as the evolution pattern. General properties are analyzed without focusing on any specific travel choice. The results are further used to derive corresponding properties for day-to-day route choices and departure time choices. Various numerical experiments are conducted to better illustrate the proposed model.

Broadly speaking, our study illustrates that the notion of Wardropian equilibrium may remain relevant in modeling future transportation networks even with strategic traveling agents, as the connection between the day-to-day traffic dynamics and Wardropian equilibrium is established as summarized in Table 3. Furthermore, by accurately characterizing the day-to-day evolution using the concept of MFE, the MFE-based analysis may eventually constitute a serious alternative to the equilibrium paradigm for analyzing a transportation system.

For future studies, it is important to first relax the homogeneity assumption. One way to accommodate heterogeneous commuters is to consider multi-type MFG, where players are classified into multiple types, and players of the same type are still assumed to be homogeneous. Besides, when it comes to the heterogeneous setting, it is important to consider cases with imperfect and incomplete information, because players of one type may not know the proportion of each type and detailed information (i.e. OD, cost preference, and actions) of other types. It is interesting to investigate how to incorporate the learning process in the framework, where agents update their policies while observing the information based on their daily experiences. Another direction to extend the current work is to incorporate myopic agents into the model. The behavior of the myopic agents can be modeled aggregately using, e.g., the proportional swap rule (Smith 1984), and can be further treated as a common noise in the strategic decision making process.

Acknowledgments

The work described in this paper was partly supported by research grants from National Science Foundation (CMMI-1854684 and CMMI-1904575) and the USDOT University Transportation Center for Connected and Automated Transportation (CCAT).

References

- Ameli M, Faradonbeh MSS, Lebacque JP, Abouee-Mehrizi H, Leclercq L, 2022 *Departure time choice models in urban transportation systems based on mean field games. Transportation Science* 56(6):1483–1504.
- Aurell A, Djehiche B, 2019 *Modeling tagged pedestrian motion: A mean-field type game approach. Transportation research part B: methodological* 121:168–183.
- Bie J, Lo HK, 2010 *Stability and attraction domains of traffic equilibria in a day-to-day dynamical system formulation. Transportation Research Part B: Methodological* 44(1):90–107.
- Cabannes T, Lauriere M, Perolat J, Marinier R, Girgin S, Perrin S, Pietquin O, Bayen AM, Goubault E, Elie R, 2021 *Solving n-player dynamic routing games with congestion: a mean field approach. arXiv preprint arXiv:2110.11943* .
- Cantarella GE, 2013 *Day-to-day dynamic models for intelligent transportation systems design and appraisal. Transportation Research Part C: Emerging Technologies* 29:117–130.
- Cantarella GE, Cascetta E, 1995 *Dynamic processes and equilibrium in transportation networks: towards a unifying theory. Transportation Science* 29(4):305–329.
- Castaldi C, Delle Site P, Filippi F, 2017 *Stochastic user equilibrium in the presence of inertia. Transportation Research Procedia* 22:13–24.
- Castaldi C, Delle Site P, Filippi F, 2019 *Stochastic user equilibrium in the presence of state dependence. EURO Journal on Transportation and Logistics* 8(5):535–559.

- Chen Z, He F, Yin Y, 2016 *Optimal deployment of charging lanes for electric vehicles in transportation networks. Transportation Research Part B: Methodological* 91:344–365.
- Cui K, Koepl H, 2021 *Approximately solving mean field games via entropy-regularized deep reinforcement learning. International Conference on Artificial Intelligence and Statistics, 1909–1917* (PMLR).
- Di X, Liu HX, Pang JS, Ban XJ, 2013 *Boundedly rational user equilibria (brue): mathematical formulation and solution sets. Procedia-Social and Behavioral Sciences* 80:231–248.
- Elie R, Perolat J, Laurière M, Geist M, Pietquin O, 2020 *On the convergence of model free learning in mean field games. Proceedings of the AAAI Conference on Artificial Intelligence*, volume 34, 7143–7150.
- Gomes DA, Mohr J, Souza RR, 2010 *Discrete time, finite state space mean field games. Journal de mathématiques pures et appliquées* 93(3):308–328.
- Guo RY, Yang H, Huang HJ, 2013 *A discrete rational adjustment process of link flows in traffic networks. Transportation Research Part C: Emerging Technologies* 34:121–137.
- Guo RY, Yang H, Huang HJ, 2018 *Are we really solving the dynamic traffic equilibrium problem with a departure time choice? Transportation Science* 52(3):603–620.
- Guo RY, Yang H, Huang HJ, Li X, 2018 *Day-to-day departure time choice under bounded rationality in the bottleneck model. Transportation Research Part B: Methodological* 117:832–849.
- Guo RY, Yang H, Huang HJ, Tan Z, 2015 *Link-based day-to-day network traffic dynamics and equilibria. Transportation Research Part B: Methodological* 71:248–260.
- Guo X, Liu HX, 2011 *Bounded rationality and irreversible network change. Transportation Research Part B: Methodological* 45(10):1606–1618.
- Han K, Friesz TL, Yao T, 2013 *A partial differential equation formulation of vickrey’s bottleneck model, part i: Methodology and theoretical analysis. Transportation Research Part B: Methodological* 49:55–74.
- Han L, Du L, 2012 *On a link-based day-to-day traffic assignment model. Transportation Research Part B: Methodological* 46(1):72–84.
- Hazelton ML, 2022 *The emergence of stochastic user equilibria in day-to-day traffic models. Transportation Research Part B: Methodological* 158:102–112.
- He X, Guo X, Liu HX, 2010 *A link-based day-to-day traffic assignment model. Transportation Research Part B: Methodological* 44(4):597–608.
- He X, Liu HX, 2012 *Modeling the day-to-day traffic evolution process after an unexpected network disruption. Transportation Research Part B: Methodological* 46(1):50–71.
- He X, Peeta S, 2016 *A marginal utility day-to-day traffic evolution model based on one-step strategic thinking. Transportation Research Part B: Methodological* 84:237–255.
- Huang K, Chen X, Di X, Du Q, 2021 *Dynamic driving and routing games for autonomous vehicles on networks: A mean field game approach. Transportation Research Part C: Emerging Technologies* 128:103189.

- Huang M, Malhamé RP, Caines PE, 2006 *Large population stochastic dynamic games: closed-loop mckean-vlasov systems and the nash certainty equivalence principle. Communications in Information & Systems* 6(3):221–252.
- Iryo T, 2008 *An analysis of instability in a departure time choice problem. Journal of Advanced Transportation* 42(3):333–358.
- Iryo T, 2019 *Instability of departure time choice problem: A case with replicator dynamics. Transportation Research Part B: Methodological* 126:353–364.
- Jin WL, 2020 *Stable day-to-day dynamics for departure time choice. Transportation Science* 54(1):42–61.
- Jin WL, 2021 *Stable local dynamics for day-to-day departure time choice. Transportation Research Part B: Methodological* 149:463–479.
- Lasry JM, Lions PL, 2007 *Mean field games. Japanese journal of mathematics* 2(1):229–260.
- Lin X, Yin Y, He F, 2021 *Credit-based mobility management considering travelers’ budgeting behaviors under uncertainty. Transportation Science* 55(2):297–314.
- Liu W, Li X, Zhang F, Yang H, 2017 *Interactive travel choices and traffic forecast in a doubly dynamical system with user inertia and information provision. Transportation Research Part C: Emerging Technologies* 85:711–731.
- Lou Y, Yin Y, Lawphongpanich S, 2010 *Robust congestion pricing under boundedly rational user equilibrium. Transportation Research Part B: Methodological* 44(1):15–28.
- Lu S, Nie YM, 2010 *Stability of user-equilibrium route flow solutions for the traffic assignment problem. Transportation Research Part B: Methodological* 44(4):609–617.
- Mahmassani HS, Chang GL, 1987 *On boundedly rational user equilibrium in transportation systems. Transportation science* 21(2):89–99.
- Mamun MS, Xu H, Yin Y, 2011 *Select zone analysis for traffic impact studies. Transportation research record* 2263(1):123–130.
- Nagurney A, Zhang D, 1997 *Projected dynamical systems in the formulation, stability analysis, and computation of fixed-demand traffic network equilibria. Transportation Science* 31(2):147–158.
- Perrin S, Pérolat J, Laurière M, Geist M, Elie R, Pietquin O, 2020 *Fictitious play for mean field games: Continuous time analysis and applications. Advances in Neural Information Processing Systems* 33:13199–13213.
- Sheffi Y, 1985 *Urban transportation networks: Equilibrium analysis with mathematical programming methods.*
- Shou Z, Chen X, Fu Y, Di X, 2022 *Multi-agent reinforcement learning for markov routing games: A new modeling paradigm for dynamic traffic assignment. Transportation Research Part C: Emerging Technologies* 137:103560.
- Simon HA, 1955 *A behavioral model of rational choice. The quarterly journal of economics* 69(1):99–118.

- Smith MJ, 1984 *The stability of a dynamic model of traffic assignment—an application of a method of lyapunov*. *Transportation science* 18(3):245–252.
- Smith MJ, Watling DP, 2016 *A route-swapping dynamical system and lyapunov function for stochastic user equilibrium*. *Transportation Research Part B: Methodological* 85:132–141.
- Tajeddini MA, Kebriaei H, 2018 *A mean-field game method for decentralized charging coordination of a large population of plug-in electric vehicles*. *IEEE Systems Journal* 13(1):854–863.
- Vickrey WS, 1969 *Congestion Theory and Transport Investment*. *The American Economic Review* 59(2):251–260, URL <http://www.jstor.org/stable/1823678>.
- Watling D, 1999 *Stability of the stochastic equilibrium assignment problem: a dynamical systems approach*. *Transportation Research Part B: Methodological* 33(4):281–312.
- Xiao F, Shen M, Xu Z, Li R, Yang H, Yin Y, 2019 *Day-to-day flow dynamics for stochastic user equilibrium and a general lyapunov function*. *Transportation Science* 53(3):683–694.
- Xiao F, Yang H, Ye H, 2016 *Physics of day-to-day network flow dynamics*. *Transportation Research Part B: Methodological* 86:86–103.
- Xiao L, Lo HK, 2015 *Combined route choice and adaptive traffic control in a day-to-day dynamical system*. *Networks and Spatial Economics* 15(3):697–717.
- Yang F, Zhang D, 2009 *Day-to-day stationary link flow pattern*. *Transportation Research Part B: Methodological* 43(1):119–126.
- Ye H, Xiao F, Yang H, 2021 *Day-to-day dynamics with advanced traveler information*. *Transportation research part B: methodological* 144:23–44.
- Ye H, Yang H, 2017 *Rational behavior adjustment process with boundedly rational user equilibrium*. *Transportation Science* 51(3):968–980.
- Zhang D, Nagurney A, 1996 *On the local and global stability of a travel route choice adjustment process*. *Transportation Research Part B: Methodological* 30(4):245–262.
- Zhang J, Yang H, 2015 *Modeling route choice inertia in network equilibrium with heterogeneous prevailing choice sets*. *Transportation Research Part C: Emerging Technologies* 57:42–54.

Appendix A: Notation table

The following table summarizes major notations used in the paper.

Table 6 Notations	
<u>The general model</u>	
\mathcal{N}	Design period
N	Number of days in the design period
\mathcal{S}	State space
M	Number of states in the state space
s_n	State on day n
a_n	Action on day n
μ_n	MF distribution on day n
π_n	Policy on day n
$c(s, s', \mu_n, \pi_{ns})$	The total cost on day n
$f(s, s', \mu_n)$	The travel cost on day n
$g(s, s', \pi_{ns})$	The behavioral cost on day n
$d(s, s')$	The adjustment cost
δ	The error term in the perception of value functions
θ	The variance parameter of the Gumbel distribution
$J^\mu(\pi)$	The total cost in the period for MF distribution μ and policy sequence π
$V_n^{\mu, \pi}$	The policy value function on day n for MF distribution sequence μ and policy sequence π
V_n^μ	The optimal value function on day n for MF distribution sequence μ
\mathcal{G}_μ^π	The policy Bellman operator for MF distribution μ and policy π
\mathcal{G}_μ	The optimal Bellman operator for MF distribution μ
\mathcal{K}_π	Flow conservation operator for policy π
ϵ	Inertia weight for the adjustment cost
Φ	The mapping from an MF distribution sequence to its optimal policy sequence
Ψ	The mapping from a policy sequence to its induced MF distribution sequence
<u>Specific choice scenarios</u>	
ξ	Total demand
$l \in \mathcal{L}$	A link from the link set
$v(l, \mu)$	The link flow on l for MF distribution μ
L	Length of the departure time window
C_b	Normalized bottleneck capacity

Appendix B: Proof

• *Proof of Proposition 1* Consider the metric space (\mathcal{M}, d_M) . Let $\{\mu^j\}_{j \in \mathbb{N}}$ be a Cauchy sequence, where $\mu^j \in \mathcal{M}$. For any $\sigma > 0$, there exists $K \in \mathbb{N}$ such that for all $i, k > K$, we have

$$d_M(\mu^i, \mu^k) = \max_{n \in \mathcal{N}} d_f(\mu_n^i, \mu_n^k) < \sigma$$

It indicates

$$d_f(\mu_n^i, \mu_n^k) = \max_{s \in \mathcal{S}} |\mu_n^i(s) - \mu_n^k(s)| < \sigma \quad \forall n \in \mathcal{N}$$

Hence

$$|\mu_n^i(s) - \mu_n^k(s)| < \sigma \quad \forall n \in \mathcal{N}, s \in \mathcal{S}$$

As \mathbb{R} is complete, for all $n \in \mathcal{N}, s \in \mathcal{S}$, $\{\mu_n^j(s)\}_{j \in \mathbb{N}}$ has a limit, which is denoted by $\mu_n(s)$. Denoting $\mu = \{\mu_n\}_{n \in \mathcal{N}}$, we have $\mu^j \rightarrow \mu$, and the limit is also in \mathcal{M} . It indicates the completeness of \mathcal{M} . Similarly, we can prove the completeness of Π . \square

• *Proof of Proposition 4* Let π_s be the optimal policy for state s . We then have

$$\mathcal{G}_\mu V(s) = \sum_{x \in \mathcal{S}} [c(s, x, \mu, \pi_s) + V(x)] \pi_s(x) = f(s, \mu) + \sum_{x \in \mathcal{S}} [g(s, x, \pi_s) + V(x)] \pi_s(x)$$

Since it may not be the optimal policy for s' , we have

$$\mathcal{G}_\mu V(s') \leq f(s', \mu) + \sum_{x \in \mathcal{S}} [g(s', x, \pi_s) + V(x)] \pi_s(x)$$

Therefore

$$\mathcal{G}_\mu V(s') - \mathcal{G}_\mu V(s) \leq f(s', \mu) - f(s, \mu) + \sum_{x \in \mathcal{S}} [g(s', x, \pi_s) - g(s, x, \pi_s)] \pi_s(x) \leq 3C$$

Switching s and s' yields $\mathcal{G}_\mu V(s) - \mathcal{G}_\mu V(s') \leq 3C$. Hence, we have Equation 7. \square

• *Proof of Proposition 5* First we focus on MFE (π, μ) and its corresponding optimal value function V . We know that $V_N(s) = 0$ holds for all $s \in \mathcal{S}$. Recall that Proposition 4 indicates that $|\mathcal{G}_\mu V(s) - \mathcal{G}_\mu V(s')| \leq 4C$ holds for all $s, s' \in \mathcal{S}, \mu \in \mathcal{P}(\mathcal{S})$ and $V \in \mathbb{R}^M$. Thus, we have the following:

$$|\mathcal{G}_{\mu_{N-1}} V_N(s) - \mathcal{G}_{\mu_{N-1}} V_N(s')| = |V_{N-1}(s) - V_{N-1}(s')| \leq 3C$$

By induction, we know that for all $n \in \mathcal{N}, |V_n(s) - V_n(s')| \leq 4C$. Besides, by Assumption 5, $0 \leq d(s, s') \leq C$ holds. As a result, for any s, s' , we have

$$\pi_n(s'|s) = \frac{e^{-\theta[d(s, s') + V_{n+1}(s')]} }{\sum_{x \in \mathcal{S}} e^{-\theta[d(s, x) + V_{n+1}(x)]}} \geq \frac{e^{-\theta[C + V_{n+1}(s')]} }{\sum_{x \in \mathcal{S}} e^{-\theta[V_{n+1}(s') - 3C]}} = \frac{1}{M e^{4\theta C}} \triangleq \omega$$

Hence, $\mu_n(s') \geq \omega$ holds for all s' and $n \geq 1$. \square

• **LEMMA 1.** *If Assumption 6 holds, for any two value functions V, V' , and two MF distribution μ, μ'*

$$\sum_{s \in \mathcal{S}} [\mu'(s) (\mathcal{G}_{\mu'} V(s) - \mathcal{G}_\mu V(s)) + \mu(s) (\mathcal{G}_\mu V'(s) - \mathcal{G}_{\mu'} V'(s))] \geq \eta d_f(\mu, \mu')^2$$

Proof of Lemma 1 For the first item,

$$\begin{aligned} & \mathcal{G}_{\mu'}V(s) - \mathcal{G}_{\mu}V(s) \\ &= f(s, \mu') + \min_{\pi_s} \sum_{s' \in \mathcal{S}} \pi_s(s') (g(s, s', \pi_s) + V(s')) - f(s, \mu) - \min_{\pi_s} \sum_{s' \in \mathcal{S}} \pi_s(s') (g(s, s', \pi_s) + V(s')) \\ &= f(s, \mu') - f(s, \mu) \end{aligned}$$

Same for the second item. Thus, if we multiply $\mu'(s)$ and $\mu(s)$ on both sides and sum over all states, the left-hand side equals $\sum_{s \in \mathcal{S}} [f(s, \mu) - f(s, \mu')] [\mu(s) - \mu'(s)]$. Then the lemma holds due to Assumption 6. \square

- *Proof of Proposition 7* Let us denote $\bar{\pi}^1$ and $\bar{\pi}^2$ as the optimal policies determined by the two s-MFEs, then by definition we have

$$\begin{aligned} \mathcal{G}_{\bar{\mu}^1} \bar{V}^1(s) &= \bar{V}^1(s) + \bar{\lambda}^1 & \mathcal{K}_{\bar{\pi}^1} \bar{\mu}^1(s) &= \bar{\mu}^1(s) \\ \mathcal{G}_{\bar{\mu}^2} \bar{V}^2(s) &= \bar{V}^2(s) + \bar{\lambda}^2 & \mathcal{K}_{\bar{\pi}^2} \bar{\mu}^2(s) &= \bar{\mu}^2(s) \end{aligned}$$

We can derive the following equation (Gomes, Mohr, and Souza 2010)

$$\begin{aligned} 0 &= \sum_{s \in \mathcal{S}} [\bar{\mu}^1(s) (\mathcal{G}_{\bar{\mu}^1} \bar{V}^2(s) - \mathcal{G}_{\bar{\mu}^1} \bar{V}^1(s)) + (\bar{V}^1(s) - \bar{V}^2(s)) \mathcal{K}_{\bar{\pi}^1} \bar{\mu}^1(s)] \\ &+ \sum_{s \in \mathcal{S}} [\bar{\mu}^2(s) (\mathcal{G}_{\bar{\mu}^2} \bar{V}^1(s) - \mathcal{G}_{\bar{\mu}^2} \bar{V}^2(s)) + (\bar{V}^2(s) - \bar{V}^1(s)) \mathcal{K}_{\bar{\pi}^2} \bar{\mu}^2(s)] \\ &+ \sum_{s \in \mathcal{S}} [\bar{\mu}^1(s) (\mathcal{G}_{\bar{\mu}^2} \bar{V}^2(s) - \mathcal{G}_{\bar{\mu}^1} \bar{V}^2(s)) + \bar{\mu}^2(s) (\mathcal{G}_{\bar{\mu}^1} \bar{V}^1(s) - \mathcal{G}_{\bar{\mu}^2} \bar{V}^1(s))] \end{aligned}$$

Based on Proposition 2 and Equation 6, we know that the first and second equation are non-positive. Due to Lemma 1, we know that

$$\sum_{s \in \mathcal{S}} [\bar{\mu}^1(s) (\mathcal{G}_{\bar{\mu}^2} \bar{V}^2(s) - \mathcal{G}_{\bar{\mu}^1} \bar{V}^2(s)) + \bar{\mu}^2(s) (\mathcal{G}_{\bar{\mu}^1} \bar{V}^1(s) - \mathcal{G}_{\bar{\mu}^2} \bar{V}^1(s))] \leq -\eta d_f(\bar{\mu}, \bar{\mu}')^2$$

As a result

$$\eta d_f(\bar{\mu}, \bar{\mu}')^2 \leq 0$$

which indicates $\bar{\mu}^1 = \bar{\mu}^2$. \square

- *Proof of Proposition 8* We have the following result based on Equation 5

$$\mathcal{G}_{\bar{\mu}} \bar{V}(s) = f(s, \bar{\mu}) - \frac{1}{\theta} \ln \left[\sum_{x \in \mathcal{S}} e^{-\theta \bar{V}(x)} \right] = \bar{V}(s) - \frac{1}{\theta} \ln \left[\sum_{x \in \mathcal{S}} e^{-\theta \bar{V}(x)} \right]$$

Let $\bar{\lambda} = \frac{1}{\theta} \ln \left[\sum_{x \in \mathcal{S}} e^{-\theta \bar{V}(x)} \right]$, which is a constant that is not related to states, then it satisfies the first condition for the s-MFE.

The unique optimal policy is

$$\bar{\pi}(s'|s) = \frac{e^{-\theta(f(s, \bar{\mu}) + \bar{V}(s'))}}{\sum_{x \in \mathcal{S}} e^{-\theta(f(s, \bar{\mu}) + \bar{V}(x))}} = \frac{e^{-\theta f(s', \bar{\mu})}}{\sum_{x \in \mathcal{S}} e^{-\theta f(x, \bar{\mu})}}$$

By the definition of SUE, $\mathcal{K}_{\bar{\pi}} \bar{\mu}(s) = \bar{\mu}(s)$ holds naturally for all $s \in \mathcal{S}$, then the second condition for the s-MFE is also satisfied. \square

- **LEMMA 2.** When $g(s, s', \pi_s) = d(s, s') + \frac{1}{\theta} \ln \pi_s(s')$ and $d(s, s') = \epsilon \cdot \mathbf{1}_{s \neq s'}$, for an s-MFE pair $(\bar{V}, \bar{\mu})$, if $\bar{V}(x) > \bar{V}(y)$, we have $f(x, \bar{\mu}) > f(y, \bar{\mu})$, $\forall x, y \in \mathcal{S}$.

Proof of Lemma 2 For simplicity, for any $s \in \mathcal{S}$, denote $f(s, \bar{\mu}) \triangleq \bar{f}(s)$, $e^{-\theta \bar{V}(s)} \triangleq E(s)$ and $e^{-\theta \epsilon} \triangleq \rho$. We have

$$\mathcal{G}_{\bar{\mu}} \bar{V}(x) = \bar{f}(x) - \frac{1}{\theta} \ln \left[\sum_{s \in \mathcal{S}} e^{-\theta(d(x,s) + \bar{V}(s))} \right] = \bar{V}(x) + \bar{\lambda}$$

Hence

$$\bar{f}(x) = \bar{V}(x) + \bar{\lambda} + \frac{1}{\theta} \ln \left[E(x) + \rho E(y) + \sum_{s \in \mathcal{S}, s \neq x, s \neq y} \rho E(s) \right]$$

If $\bar{V}(x) > \bar{V}(y)$, we have $E(x) < E(y)$, thus

$$\frac{E(x) + \rho E(y) + \sum_{s \in \mathcal{S}, s \neq x, s \neq y} \rho E(s)}{\rho E(x) + E(y) + \sum_{s \in \mathcal{S}, s \neq x, s \neq y} \rho E(s)} > \frac{E(x)}{E(y)}$$

Hence

$$\ln \left[E(x) + \rho E(y) + \sum_{s \in \mathcal{S}, s \neq x, s \neq y} \rho E(s) \right] + \theta \bar{V}(x) > \ln \left[\rho E(x) + E(y) + \sum_{s \in \mathcal{S}, s \neq x, s \neq y} \rho E(s) \right] + \theta \bar{V}(y)$$

As a result, we have $\bar{f}(x) > \bar{f}(y)$ \square

- *Proof of Proposition 10* We first prove the first part of the inequality. We have

$$\begin{aligned} \bar{f}(x) &= \bar{V}(x) + \bar{\lambda} + \frac{1}{\theta} \ln \left[E(x) + \rho E(y) + \sum_{s \in \mathcal{S}, s \neq x, s \neq y} \rho E(s) \right] \\ &\triangleq \bar{V}(x) + \bar{\lambda} + A \end{aligned}$$

Similarly,

$$\begin{aligned} \bar{f}(y) &= \bar{V}(y) + \bar{\lambda} + \frac{1}{\theta} \ln \left[E(y) + \rho E(x) + \sum_{s \in \mathcal{S}, s \neq x, s \neq y} \rho E(s) \right] \\ &\triangleq \bar{V}(y) + \bar{\lambda} + B \end{aligned}$$

Hence, $\bar{f}(x) - \bar{f}(y) = \bar{V}(x) - \bar{V}(y) + A - B$

When $\bar{V}(x) > \bar{V}(y)$, we have $E(x) < E(y)$, thus $A < B$. Therefore, $\bar{f}(x) - \bar{f}(y) < \bar{V}(x) - \bar{V}(y)$.

For the other part of the inequality, by Lemma 2 when $\bar{V}(x) > \bar{V}(y)$, we have $\bar{f}(x) > \bar{f}(y)$. Then we have

$$\bar{f}(x) - \bar{f}(y) = \frac{1}{\theta} \ln \frac{E(x) + \rho E(y) + \sum_{s \in \mathcal{S}, s \neq x, s \neq y} \rho E(s)}{E(y) + \rho E(x) + \sum_{s \in \mathcal{S}, s \neq x, s \neq y} \rho E(s)} + \bar{V}(x) - \bar{V}(y)$$

Given

$$\frac{E(x) + \rho E(y) + \sum_{s \in \mathcal{S}, s \neq x, s \neq y} \rho E(s)}{E(y) + \rho E(x) + \sum_{s \in \mathcal{S}, s \neq x, s \neq y} \rho E(s)} > \rho$$

We have

$$\ln \frac{E(x) + \rho E(y) + \sum_{s \in \mathcal{S}, s \neq x, s \neq y} \rho E(s)}{E(y) + \rho E(x) + \sum_{s \in \mathcal{S}, s \neq x, s \neq y} \rho E(s)} > -\theta \epsilon$$

from which we can derive the other part of the equation. \square

- *Proof for Proposition 11* The claim is equivalent to that for any $n \geq 1$, $f(s, \mu_n) + \frac{1}{\theta} \ln \mu_n(s)$ is equal for all state $s \in \mathcal{S}$. We prove it by induction. For simplicity, we denote that $V_n(s) + \frac{1}{\theta} \ln \mu_n(s) = L_n$ holds for all $n \in \{1, 2, \dots, N-1\}$, where L_n is a constant.

We know $V_N(s) = 0$ for all $s \in \mathcal{S}$, since the period is over. Thus, it is clear that the optimal policy $\pi_{N-1}(s'|s) = \frac{1}{M}$ for all $s, s' \in \mathcal{S}$. Therefore, we have $V_{N-1}(s) = f(s, \mu_{N-1}) - \frac{1}{\theta} \ln M$. Substituting it into Equation 8, we

have $f(s, \mu_{N-1}) + \frac{1}{\theta} \ln \mu_{N-1}(s) = L_{N-1} + \frac{1}{\theta} \ln M \triangleq B_{N-1}$ holds for all $s \in \mathcal{S}$, where B_{N-1} is a constant not related to states.

Further, suppose there exists $K \geq 1$ such that $f(s, \mu_n) + \frac{1}{\theta} \ln \mu_n(s) = B_n$ holds for all $s \in \mathcal{S}$ and $n > K$. We know that $\pi_K(s'|s) = \mu_{K+1}(s')$ for all $s, s' \in \mathcal{S}$, thus

$$\begin{aligned} V_K(s) &= \sum_{s' \in \mathcal{S}} \pi_K(s'|s) \left(f(s, \mu_K) + \frac{1}{\theta} \ln \pi_K(s'|s) + V_{K+1}(s') \right) \\ &= \sum_{s' \in \mathcal{S}} \mu_{K+1}(s') (f(s, \mu_K) + L_{K+1}) = f(s, \mu_K) + L_{K+1} \end{aligned}$$

Substituting it into Equation 8 yields $f(s, \mu_K) + \frac{1}{\theta} \ln \mu_K(s) = L_K - L_{K+1} \triangleq B_K$, which is also a constant. Therefore, $f(s, \mu_n) + \frac{1}{\theta} \ln \mu_n(s) = B_n$ also holds for $n = K$. By induction, we know that it holds for all $n \geq 1$.

□

- *Proof of Proposition 12* It is proved in Gomes, Mohr, and Souza (2010) that for any $\mu \in \mathcal{P}(\mathcal{S})$, $\frac{\partial^2}{\partial V^2} \mathcal{G}_\mu V(s)$ is uniformly negative definite to the space of vectors $X \in \mathbb{R}^M$ with $\sum_k X_k = 0$ for each s . This indicates that there exists a constant m_s^μ such that for all $X \in \mathbb{R}^M$ with $\sum_k X_k = 0$,

$$X^T \left[\frac{\partial^2}{\partial V^2} \mathcal{G}_\mu V(s) \right] X \leq -m_s^\mu \|X\|^2$$

Note that in this case, $\|X\|^2 = \|X\|_{\#}^2$ because it reaches the minimum value. Also note that, with the entropy term, we have

$$\frac{\partial^2}{\partial V(k) \partial V(j)} \mathcal{G}_\mu V(s) = \theta(p_k p_l - p_k \delta_{kl})$$

where

$$p_k = \frac{e^{-\theta[f(s, \mu) + d(s, k) + V(k)]}}{\sum_{x \in \mathcal{S}} e^{-\theta[f(s, \mu) + d(s, x) + V(x)]}} = \frac{e^{-\theta[d(s, k) + V(k)]}}{\sum_{x \in \mathcal{S}} e^{-\theta[d(s, x) + V(x)]}}$$

So far, we have proved that the optimal Bellman operator is strongly concave, but the coefficient depends on both the state s and the MF distribution μ . Now let us focus on how to embed uniformity in the coefficient. As can be seen, the Jacobian matrix of $\mathcal{G}_\mu V(s)$ has nothing to do with μ . As a result, the coefficient of the uniformly negative definite property should have uniformity in μ . In other words, there must exist a constant m_s such that for all $X \in \mathbb{R}^M$ with $\sum_k X_k = 0$,

$$X^T \left[\frac{\partial^2}{\partial V^2} \mathcal{G}_\mu V(s) \right] X \leq -m_s \|X\|_{\#}^2$$

Since uniformly negative definite Jacobian matrix infers the uniform and strong concavity, we know that there exists a constant m_s for each state s such that for all $\mu \in \mathcal{P}(\mathcal{S})$

$$\mathcal{G}_\mu V'(s) \leq \mathcal{G}_\mu V(s) + \sum_{x \in \mathcal{S}} \pi(x|s) [V'(x) - V(x)] - m_s \|V - V'\|_{\#}^2$$

where π is the optimal policy determined by V and μ . Because the space is finite, we can pick $m = \min_{s \in \mathcal{S}} m_s$.

Following a similar line as before, we can get

$$\sum_{s \in \mathcal{S}} \mu(s) (\mathcal{G}_\mu V'(s) - \mathcal{G}_\mu V(s)) - \sum_{s \in \mathcal{S}} (V'(s) - V(s)) \mathcal{K}_\pi \mu(s) \leq -m \sum_{s \in \mathcal{S}} \mu(s) \|V - V'\|_{\#}^2$$

According to Corollary 5, for any MFE (π, μ) and its corresponding value function V , we have that for all n and s , $\mu_n(s) \geq \omega$. Thus, for any n , we can substitute μ_n in μ , V_{n+1} in V and thus π becomes π_n . For any value function V' , we have

$$\sum_{s \in \mathcal{S}} \mu_n(s) (\mathcal{G}_{\mu_n} V'(s) - \mathcal{G}_{\mu_n} V_{n+1}(s)) - \sum_{s \in \mathcal{S}} (V'(s) - V_{n+1}(s)) \mathcal{K}_{\pi_n} \mu_n(s) \leq -mM\omega \|V_{n+1} - V'\|_{\#}^2$$

Let us denote the constant $mM\omega$ as ϕ , and then the proposition is proved. \square

- LEMMA 3. Given Proposition 7, when Assumption 7 further holds, if $(\bar{V}^1, \bar{\mu}^1)$ and $(\bar{V}^2, \bar{\mu}^2)$ are both s -MFEs, $\|\bar{V}^1 - \bar{V}^2\|_{\#} = 0$.

Proof of Lemma 3 Similar to the proof for Proposition 7, with the new assumption, the equation in the proof will yield

$$\phi \|\bar{V}^1 - \bar{V}^2\|_{\#}^2 + \phi \|\bar{V}^1 - \bar{V}^2\|_{\#}^2 + \eta d_f(\mu, \mu')^2 \leq 0$$

which indicates $\|\bar{V}^1 - \bar{V}^2\|_{\#} = 0$. \square

- LEMMA 4. For any MFE (π, μ) , (π', μ') , and their corresponding value functions $\{V\}_{n \in \mathcal{N}}$, $\{V'\}_{n \in \mathcal{N}}$. Denote $f_n = d_f(\mu_n, \mu'_n)^2 + \|V_n - V'_n\|_{\#}^2 + d_f(\mu_{-n}, \mu'_{-n})^2 + \|V_{-n} - V'_{-n}\|_{\#}^2$ for $n > 0$ and $f_0 = d_f(\mu_0, \mu'_0)^2 + \|V_0 - V'_0\|_{\#}^2$. Then we have

$$f_0 \leq \frac{M}{\zeta} \left(\frac{M}{M + \zeta} \right)^{N-1} f_N$$

where $\zeta = \min\{\eta, \phi\}$.

Proof of Lemma 4 From Gomes, Mohr, and Souza (2010), we know that

$$\begin{aligned} & \sum_{n=-N}^{n=N-1} \sum_{s \in \mathcal{S}} [V_{n+1}(s) - V'_{n+1}(s)] [\mu_{n+1}(s) - \mu'_{n+1}(s)] - [V_n(s) - V'_n(s)] [\mu_n(s) - \mu'_n(s)] \\ &= \sum_{n=-N}^{n=N-1} \sum_{s \in \mathcal{S}} \mu_n(s) [\mathcal{G}_{\mu_n} V'_{n+1}(s) - \mathcal{G}_{\mu_n} V_{n+1}(s)] + \mathcal{K}_{\pi_n} \mu_n(s) [V_{n+1}(s) - V'_{n+1}(s)] \\ &+ \sum_{n=-N}^{n=N-1} \sum_{s \in \mathcal{S}} \mu'_n(s) [\mathcal{G}_{\mu'_n} V_{n+1}(s) - \mathcal{G}_{\mu'_n} V'_{n+1}(s)] + \mathcal{K}_{\pi'_n} \mu'_n(s) [V'_{n+1}(s) - V_{n+1}(s)] \\ &+ \sum_{n=-N}^{n=N-1} \sum_{s \in \mathcal{S}} \mu_n(s) [\mathcal{G}_{\mu'_n} V'_{n+1}(s) - \mathcal{G}_{\mu_n} V_{n+1}(s)] + \mu'_n(s) [\mathcal{G}_{\mu_n} V_{n+1}(s) - \mathcal{G}_{\mu'_n} V_{n+1}(s)] \end{aligned}$$

From Assumption 7, the first item on the right-hand side satisfies

$$\sum_{s \in \mathcal{S}} \mu_n(s) [\mathcal{G}_{\mu_n} V'_{n+1}(s) - \mathcal{G}_{\mu_n} V_{n+1}(s)] + \mathcal{K}_{\pi_n} \mu_n(s) [V_{n+1}(s) - V'_{n+1}(s)] \leq -\phi \|V_{n+1} - V'_{n+1}\|_{\#}^2$$

Similar for the second item. In addition, the third item satisfies

$$\sum_{s \in \mathcal{S}} \mu_n(s) [\mathcal{G}_{\mu'_n} V'_{n+1}(s) - \mathcal{G}_{\mu_n} V_{n+1}(s)] + \mu'_n(s) [\mathcal{G}_{\mu_n} V_{n+1}(s) - \mathcal{G}_{\mu'_n} V_{n+1}(s)] \leq -\eta d_f(\mu_n, \mu'_n)^2$$

Without losing generality, suppose $\phi \leq \eta$, hence

$$\begin{aligned} & \sum_{n=-N+1}^{N-1} d_f(\mu_n, \mu'_n)^2 + \|V_n - V'_n\|_{\#}^2 \leq \sum_{n=-N}^{N-1} d_f(\mu_n, \mu'_n)^2 + 2\|V_{n+1} - V'_{n+1}\|_{\#}^2 \\ & \leq \frac{1}{\phi} \sum_{s \in \mathcal{S}} [(\mu_N(s) - \mu'_N(s))(V'_N(s) - V_N(s)) + (\mu_{-N}(s) - \mu'_{-N}(s))(V_{-N}(s) - V'_{-N}(s))] \end{aligned}$$

$$\begin{aligned}
 &\leq \frac{1}{\phi} \left[\sum_{s \in \mathcal{S}} (\mu_N(s) - \mu'_N(s))^2 + \|V'_N - V_N\|_{\#}^2 + \sum_{s \in \mathcal{S}} (\mu_{-N}(s) - \mu'_{-N}(s))^2 + \|V'_{-N} - V_{-N}\|_{\#}^2 \right] \\
 &\leq \frac{1}{\phi} [Md_f(\mu_N - \mu'_N)^2 + \|V'_N - V_N\|_{\#}^2 + Md_f(\mu_{-N} - \mu'_{-N})^2 + \|V'_{-N} - V_{-N}\|_{\#}^2] \\
 &\leq \frac{M}{\phi} [d_f(\mu_N - \mu'_N)^2 + \|V'_N - V_N\|_{\#}^2 + d_f(\mu_{-N} - \mu'_{-N})^2 + \|V'_{-N} - V_{-N}\|_{\#}^2]
 \end{aligned}$$

Thus, we have

$$\sum_{n=0}^{N-1} f_n \leq \frac{M}{\phi} f_N$$

Then, based on Lemma 3 in Gomes, Mohr, and Souza (2010), we can obtain

$$f_0 \leq \frac{M}{\phi} \left(\frac{M}{M+\phi} \right)^{N-1} f_N$$

Similarly, when $\eta < \phi$, we have $f_0 \leq \frac{M}{\eta} \left(\frac{M}{M+\eta} \right)^{N-1} f_N$ \square

- *Proof of Theorem 3* Define a mapping $\Xi_N: \mathcal{S} \times R^M \rightarrow \mathcal{S} \times R^M$. The input is a pair (μ, V) , representing the initial distribution and the final value. The output is another pair (μ_0, V_0) , representing the MF distribution and value function when $n=0$ of the MFE corresponding to the boundary condition. For any two pairs, (μ, V) and (μ', V') , Lemma 4 indicates that $\Xi_N(\mu, V) - \Xi_N(\mu', V') \rightarrow (0, 0)$ exponentially as $N \rightarrow \infty$. By the definition of the s-MFE, $\Xi(\bar{\mu}, \bar{V}) = (\bar{\mu}, \bar{V})$, thus as $N \rightarrow \infty$, we have

$$\Xi_N(\mu, V) - (\bar{\mu}, \bar{V}) \rightarrow (0, 0)$$

which proves the theorem. \square

- *Proof of Proposition 13* For simplicity, denote $v(l, \mu_n), v(l, \mu'_n)$ as $v_n(l), v'_n(l)$ respectively. Similar to the proof of Theorem 2, we have

$$\begin{aligned}
 0 &\geq J^\mu(\pi) - J^\mu(\pi') + J^{\mu'}(\pi') - J^{\mu'}(\pi) \\
 &= \sum_{n=0}^{N-1} \sum_{s \in \mathcal{S}} (\mu_n(s) - \mu'_n(s)) (f(s, \mu_n) - f(s, \mu'_n)) \\
 &= \sum_{n=0}^{N-1} \sum_{s \in \mathcal{S}} (\mu_n(s) - \mu'_n(s)) \sum_{l \in \mathcal{L}} [t_l(v_n(l)) - t_l(v'_n(l))] \delta_{l,s} \\
 &= \sum_{n=0}^{N-1} \sum_{l \in \mathcal{L}} (v_n(l) - v'_n(l)) [t_l(v_n(l)) - t_l(v'_n(l))] \geq 0
 \end{aligned}$$

Thus, all equalities hold, indicating $v_n(l) = v'_n(l)$ for all $n \in \mathcal{N}, l \in \mathcal{L}$.

\square

- **PROPOSITION 15.** *When $t_l(v(l, \mu_n))$ is strongly monotone and the path-link incidence matrix $\Delta = [\delta_{l,s}]_{l \in \mathcal{L}, s \in \mathcal{S}}^T \in \mathbb{R}^{|\mathcal{S}| \times |\mathcal{L}|}$ is full row rank, $f(s, \mu)$ is also strongly monotone.*

Proof of Proposition 15 Let us denote $|\mathcal{L}| = L$. If we write the MF distribution and the link flow in vector, $\mu \in \mathbb{R}^M$ and $v \in \mathbb{R}^L$, then Δ is $M \times L$ and there must have $v = \xi \Delta^T \mu$. If Δ is full row rank, the MF distribution is uniquely determined by v , $\mu = \frac{1}{\xi} (\Delta \Delta^T)^{-1} \Delta v \triangleq H v$. For any path $s \in \mathcal{S}$, $\mu_s = \sum_{l \in \mathcal{L}} H_{sl} v_l$,

where μ_s is the s th coordinate in μ , v_l is the l th coordinate in v and H_{sl} is the s th row, l th column item in H . As a result, we have

$$\mu_s - \mu'_s = \sum_{l \in \mathcal{L}} H_{sl}(v_l - v'_l)$$

Hence,

$$\begin{aligned} (\mu_s - \mu'_s)^2 &= \sum_{l \in \mathcal{L}} H_{sl}^2 (v_l - v'_l)^2 + 2 \sum_{l, k \in \mathcal{L}, l < k} H_{sl} H_{sk} (v_l - v'_l)(v_k - v'_k) \\ &\leq \sum_{l \in \mathcal{L}} H_{sl}^2 (v_l - v'_l)^2 + \sum_{l, k \in \mathcal{L}, l < k} H_{sl} H_{sk} [(v_l - v'_l)^2 + (v_k - v'_k)^2] \\ &\triangleq \sum_{l \in \mathcal{L}} \hat{H}_{sl} (v_l - v'_l)^2 \end{aligned}$$

where $\hat{H}_{sl} = H_{sl}^2 + H_{sl} \sum_{k \in \mathcal{L}} H_{sk}$. Let us denote $\hat{H}_s = \max_{l \in \mathcal{L}} \hat{H}_{sl}$. Since $\sum_{l \in \mathcal{L}} \hat{H}_{sl} = (\sum_{l \in \mathcal{L}} H_{sl})^2 \geq 0$, $\hat{H}_s \geq 0$. Further, we can always pick $\hat{H} = \max_{s \in \mathcal{S}} \hat{H}_s$. Note that H only depends on the network topology Δ . Thus, we have

$$(\mu_s - \mu'_s)^2 \leq \hat{H} \sum_{l \in \mathcal{L}} (v_l - v'_l)^2 \quad \forall s \in \mathcal{S}$$

Hence, similar to the proof of Proposition 13,

$$\begin{aligned} &\sum_{s \in \mathcal{S}} (\mu(s) - \mu'(s)) (f(s, \mu) - f(s, \mu')) \\ &= \sum_{l \in \mathcal{L}} (v(l) - v'(l)) [t_l(v(l)) - t_l(v'(l))] \\ &\geq \eta \sum_{l \in \mathcal{L}} (v(l) - v'(l))^2 \\ &\geq \frac{\eta}{\hat{H}} d_f(\mu, \mu')^2 \end{aligned}$$

where η is the minimum coefficient that comes from the strong monotonicity of all links. By this, the proposition is proved. \square

- *Proof of Proposition 14* We first prove the continuity of $T(s, \mu_n)$. In any day n , for any MF distribution m_n, m'_n and any state s , we have:

$$\begin{aligned} |T(s, m_n) - T(s, m'_n)| &= \left| \sum_{x \in \mathcal{S}, x \leq s} m_n(x) - \min_{\eta \in \mathcal{S}, \eta \leq s} \left\{ \sum_{x \in \mathcal{S}, x \leq \eta} m_n(x) - \eta \right\} \right. \\ &\quad \left. - \sum_{x \in \mathcal{S}, x \leq s} m'_n(x) - \min_{\rho \in \mathcal{S}, \rho \leq s} \left\{ \sum_{x \in \mathcal{S}, x \leq \rho} m'_n(x) - \rho \right\} \right| \\ &\leq \left| \sum_{x \in \mathcal{S}, x \leq s} m_n(x) - \sum_{x \in \mathcal{S}, x \leq s} m'_n(x) \right| \\ &\quad + \left| \min_{\eta \in \mathcal{S}, \eta \leq s} \left\{ \sum_{x \in \mathcal{S}, x \leq \eta} m_n(x) - \eta \right\} - \min_{\rho \in \mathcal{S}, \rho \leq s} \left\{ \sum_{x \in \mathcal{S}, x \leq \rho} m'_n(x) - \rho \right\} \right| \end{aligned}$$

For the first item, we have:

$$\left| \sum_{x \in \mathcal{S}, x \leq s} m_n(x) - \sum_{x \in \mathcal{S}, x \leq s} m'_n(x) \right| \leq \sum_{x \in \mathcal{S}, x \leq s} |m_n(x) - m'_n(x)| \leq 2d_M(m, m')$$

For the second item, without losing generality, we assume the value is positive and $\arg \min_{\rho \in \mathcal{S}, \rho \leq s} \left\{ \sum_{x \in \mathcal{S}, x \leq \rho} m'_n(x) - \rho \right\} = \rho_0$. Then we have:

$$\begin{aligned} & \left| \min_{\eta \in \mathcal{S}, \eta \leq s} \left\{ \sum_{x \in \mathcal{S}, x \leq \eta} m_n(x) - \eta \right\} - \min_{\rho \in \mathcal{S}, \rho \leq s} \left\{ \sum_{x \in \mathcal{S}, x \leq \rho} m'_n(x) - \rho \right\} \right| \\ &= \min_{\eta \in \mathcal{S}, \eta \leq s} \left\{ \sum_{x \in \mathcal{S}, x \leq \eta} m_n(x) - \eta \right\} - \min_{\rho \in \mathcal{S}, \rho \leq s} \left\{ \sum_{x \in \mathcal{S}, x \leq \rho} m'_n(x) - \rho \right\} \\ &\leq \sum_{x \in \mathcal{S}, x \leq \rho_0} m_n(x) - \sum_{x \in \mathcal{S}, x \leq \rho_0} m'_n(x) \leq 2d_M(m, m') \end{aligned}$$

As a result, we know that for any $\tilde{\epsilon} > 0$, we can choose $\tilde{\delta} = \frac{1}{4}\tilde{\epsilon}$, then for all m, m' such that $d_M(m, m') \leq \tilde{\delta}$, $|T(s, m_n) - T(s, m'_n)| \leq 4d_M(m, m') \leq \tilde{\epsilon}$.

Furthermore, the continuity is maintained from $T(s, \mu_n)$ to $f(s, \mu_n)$. Thus, Assumption 1 is satisfied. Besides, Assumption 2 holds naturally and we skip the proof of it. \square