

Proximal Policy Optimization with Graph Neural Networks for Optimal Power Flow

Ángela López-Cardona

Barcelona Neural Networking Center, Universitat Politècnica de Catalunya
angela.lopez.cardona@estudiantat.upc.edu

Guillermo Bernárdez

Barcelona Neural Networking Center, Universitat Politècnica de Catalunya
guillermo.bernardez@upc.edu

Pere Barlet-Ros

Barcelona Neural Networking Center, Universitat Politècnica de Catalunya
pbarlet@ac.upc.edu

Albert Cabellos-Aparicio

Barcelona Neural Networking Center, Universitat Politècnica de Catalunya
acabello@ac.upc.edu

Abstract

Optimal Power Flow (OPF) is a very traditional research area within the power systems field that seeks for the optimal operation point of electric power plants, and which needs to be solved every few minutes in real-world scenarios. However, due to the nonconvexities that arise in power generation systems, there is not yet a fast, robust solution technique for the full Alternating Current Optimal Power Flow (ACOPF). In the last decades, power grids have evolved into a typical dynamic, non-linear and large-scale control system —known as the power system—, so searching for better and faster ACOPF solutions is becoming crucial. Appearance of Graph Neural Networks (GNN) has allowed the natural use of Machine Learning (ML) algorithms on graph data, such as power networks. On the other hand, Deep Reinforcement Learning (DRL) is known for its powerful capability to solve complex decision-making problems. Although solutions that use these two methods sepa-

rately are beginning to appear in the literature, none has yet combined the advantages of both. We propose a novel architecture based on the Proximal Policy Optimization algorithm with Graph Neural Networks to solve the Optimal Power Flow. The objective is to design an architecture that learns how to solve the optimization problem and that is at the same time able to generalize to unseen scenarios. We compare our solution with the DCOPF in terms of cost after having trained our DRL agent on IEEE 30 bus system and then computing the OPF on that base network with topology changes.

1 INTRODUCTION

After several decades of development, power grids have evolved into a typical dynamic, non-linear and large-scale control system, known as the power system [1]. Nowadays, this power system is changing because of different causes. First of all, the high pen-

etration of Renewable Energy Sources (RES), such as photovoltaic plants and wind farms, which bring fluctuation and intermittence to power systems. This generation is unstable and uncontrollable and can be affected by various external factors, namely, solar irradiation and wind velocity for solar and wind power, respectively [2]. This unstable nature of RES leads to a consecutive change in the optimal operation point. At the same time, the integration of flexible sources (e.g., electric vehicles) introduce revolutionary changes to distribution networks, such as relay protection, bidirectional power flow, and voltage regulation [1]. Finally, new concepts like Demand Response—which can be defined as the changes in electricity usage by end-use customers from their normal consumption patterns in response to changes in the price of electricity over time—change the way the Transmission System Operator (TSO) operates the grid [3]. All these changes make the optimization of production in power networks increasingly complex. In this context, **Optimal Power Flow (OPF)** accounts for the set of techniques that attempt to find the best operating point by optimizing the power of generators in power grids [4].

The conventional way to solve the OPF is with traditional numerical methods (classical Newton model interpretation) [2] and the most commonly used is Interior Point Optimizer (IPOPT) [5]. But as networks become more complex it is more difficult for traditional methods to converge due to their non-linear and non-convex nature [2]. Nonlinear Alternating Current Optimal Power Flow (ACOPF) problems are commonly approximated by linearized Direct Current Optimal Power Flow approximation (DCOPF) solutions to obtain real power solutions where voltage angles and reactive power flows are eliminated by substitution (eliminating Alternating Current (AC) electric behaviour). However, this approximation is no longer valid when power grids are heavily loaded [6]. Moreover, the OPF problem is non-convex due to the sinusoidal nature of electrical generation and thus, it is difficult to solve [4]. Different techniques approximate the OPF solution by relaxing this non-convex constraint with methods like Second Order Cone Programming (SOCP) [4].

In day-to-day operations that require solving OPF

within a minute every five minutes, TSO is forced to rely on linear approximations. Solutions produced by these approximations are inefficient and therefore waste power and overproduce hundreds of megatons of CO₂-equivalent per year. Today, 50 years after the problem was formulated, we still do not have a fast, robust solution technique for the full Alternating Current Optimal Power Flow (ACOPF) [7]. Solving a ACOPF with operational constraints remains an important and challenging optimization problem to secure an economic operation of the power grid. Current algorithms cannot compute quickly enough, and they are prone to serious ill-conditioning and convergence problems. For large and complex power system networks with large numbers of variables and constraints, finding the optimal solution for real-time OPF in a timely manner requires a massive amount of computing power [8].

Recently, Machine Learning (ML) methods have been considered as solutions to this problem. The latest approaches to solve this problem use Graph Neural Networks (GNN), which naturally allows graph data to be processed [9]. There is an increasing number of tasks in power systems that are starting to be solved with these methods such as time series prediction of loads and RES, fault diagnosis, scenario generation, operational control, etc [10]. The main advantage of these methods is that they process power grids as graphs using node’s information and their connection through electrical lines. These architectures can be trained with different topologies and then be applied to different ones, thus generalizing results.

On the other hand, Deep Reinforcement Learning (DRL) is known for its powerful capability to solve complex decision-making problems in a computationally efficient, scalable and flexible manner—which otherwise is numerically intractable [2]—, and it is considered one of the state-of-the-art frameworks in Artificial Intelligence (AI) for solving sequential decision making problems [11]. DRL based approach aims to learn gradually how to optimize power flow in Distributed Networks and dynamically find the optimal operating point. Some approaches use different DRL algorithms to solve the OPF, but none of them use GNN, so they lose the ability to generalize and do not take advantage of the

information about the connections between buses and the properties of the electrical lines connecting them. Due to the lack of proposals that mix these two methods, and also because combining DRL and GNN have shown to increase generalizability and reduce computational complexity in other domains [11], we use both in our proposal.

Contribution: This paper’s main contribution is the proposal of a novel architecture based on the Proximal Policy Optimization algorithm with Graph Neural Networks to solve the Optimal Power Flow. At the time of writing this paper and to the best of our knowledge, a similar architecture has not been used before to solve this problem. The objective is to test our architecture design to see whether it is capable of solving the optimization problem by learning the internal dynamics of the power network, as well as to analyze if it is also able to generalize to new scenarios that were not seen during the training pipeline. In a DRL framework with the PPO algorithm, we precisely make use of GNN to achieve such an architecture that can compute OPF in different power networks that those seen in training.

We compare our solution with the DCOPF in terms of cost after having trained our DRL agent on IEEE 30 bus system. On that base network, with topology changes regarding number of edges and loads, we obtain better cost results than the DCOPF reducing the cost of generation up to 30%.

2 PROBLEM STATEMENT

The figure 1 shows schematically our DRL method to solve the OPF. First, an agent is trained using DRL. During several episodes the agent modifies the value of the generation values of a network trying to maximize the reward, which represents the reduction of the generation cost with respect to the previous step. Once this agent has been trained on a base case minimizing the cost and optimizing the search for feasible solutions, this agent can be used to compute OPF in a power grid with changes in the topology (like the fall of an electrical line due to maintenance or the disconnection of a load) obtaining better or

similar results, in terms of the cost, than the DCOPF.

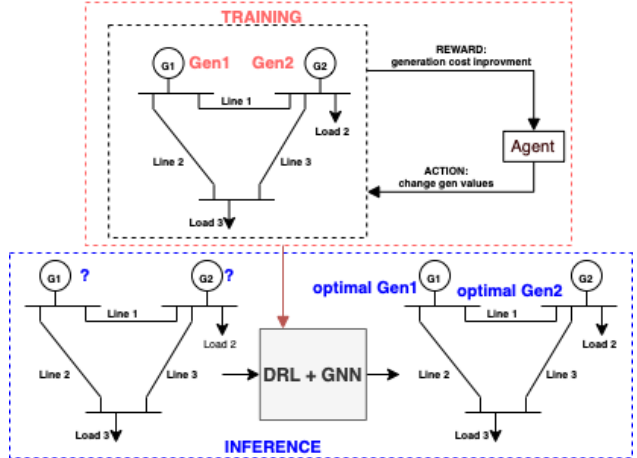


Figure 1: Problem statement

3 BACKGROUND

In this section, we provide the necessary background for GNN and the DRL algorithm used. In addition, although it has already been introduced, we expand the definition of OPF. Commonly, OPF minimizes the generation cost, so the objective is to minimize the cost of power generation while satisfying operating constraints and demands. Some of these constraints that the network must respect are: restrictions of both maximum and minimum voltage in the nodes or that the net power in each bus is equal to power consumed minus generated [7]. At the same time, the Power Flow (PF) or load flow refers to the generation, load, and transmission network equations. It is a quantitative study to determine the flow of electric power in a distribution network under given load conditions whose objective is to determine the steady-state operating values of an electrical distribution network [7].

3.1 Graph Neural Networks

Graph Neural Networks are deep learning based methods that operate on graph domain. Due to

its convincing performance, GNN has recently become a widely applied graph analysis method [1]. This class of artificial neural networks was first introduced by [12]. The architecture can be seen as a generalization of convolutional neural networks for graph structures by unfolding a finite number of iterations. Among the numerous GNN variants developed to date, we use Message Passing Neural Networks (MPNN) ([13]), which is a type of GNN whose operation is based on an iterative message-passing algorithm that propagates information between elements in a graph $G = (N, E)$. First, the hidden states of the nodes are initialized with graph's node level features of the data, then, the message-passing process [14]: Message (equation 1), Aggregation (equation 1), and Update (equation 2). After a certain number of message passing steps a readout function $r()$ takes as input the final node states h_v^K to produce the final output of the GNN model. Readout can predict different things at different levels depending on the problem.

$$M_v^k = a(\{m(h_v^k, h_k^i)\}_{i \in \beta(v)}) \quad (1)$$

$$h_v^{k+1} = u(h_v^k, M_k^v) \quad (2)$$

3.2 Deep Reinforcement Learning

The goal in Reinforcement Learning (RL) is learning a behaviour (policy). It is different from other learning paradigms in the sense that neither does it use a dataset nor does it intend to learn a mapping into classes. Instead, in RL, we have an agent whose goal is to learn a behaviour while interacting with an environment to achieve a goal [15]. It is based on the reward assumption: all goals can be formalized as the outcome of maximizing a cumulative reward. Deep Reinforcement Learning (DRL) is known for its powerful capability to solve complex decision-making problems, so it can be adopted here to capture the dynamic in power flow reallocation process [2].

Within the Deep Reinforcement Learning algorithms, we use Proximal Policy Optimization, which is an online actor critic reinforcement learning algorithm. It was formulated in 2017 ([16]), and it showed remarkable performance when it was implemented by

OpenAI ([17]). It has become the default reinforcement learning algorithm at *OpenAI* [17] because of its ease of use and its good performance. As an actor-critic algorithm, the critic evaluates the current policy and the result is used in the policy training. The actor implements the policy and it is trained using Policy Gradient with estimations from the critic [15]. PPO strikes a balance between ease of implementation, sample complexity, and ease of tuning, trying to compute an update at each step that minimizes the cost function while ensuring that the deviation from the previous policy is relatively small [17]. PPO uses Trust Region and imposes policy ratio to stay within a small interval around 1. Because of this restriction (policy ratio r_t is clipped), rt will only grow to as much as $1 + \epsilon$ (equation 4) [17]. The total loss function for the PPO consists of L^{CLIP} (equation 4), the mean-square error loss of the value estimator (critic loss), and a term to encourage higher entropy (greater exploration) (equation 3). PPO uses Generalized Advantage Estimate (GAE) to calculate the advantage (\hat{A}_t), equation 5. This advantage method is presented in [18].

$$L_{TOTAL} = L^{CLIP} + L^{VALUE} * k_1 - L^{ENTROPY} * k_2 \quad (3)$$

$$L^{CLIP}(\theta) = \hat{E}_t \left[\min(r_t(\theta)\hat{A}_t, \text{clip}(r_t(\theta), 1 - \epsilon, 1 + \epsilon)\hat{A}_t) \right] \quad (4)$$

$$A_0^{GAE} = \delta_0 + (\lambda\gamma)A_1^{GAE} \quad (5)$$

4 PROPOSED METHOD

In this section, our proposal is explained in detail. It is shown schematically in Figure 2. Both actor and critic of the DRL agent are represented as GNN and the state of the environment is the resulting graph of the power grid. It also shows the internal dynamics of the DRL environment in which the value of the generation in the generators is modified at each time step and through a PF the power grid graph is updated.

We treat our power grid as graph-structured data using the information the power grid topology (electrical lines as edges and buses as nodes), the loads and generations and the physical properties of the electrical lines: resistance R and reactance X ($e_{n,n}^{ACLine} =$

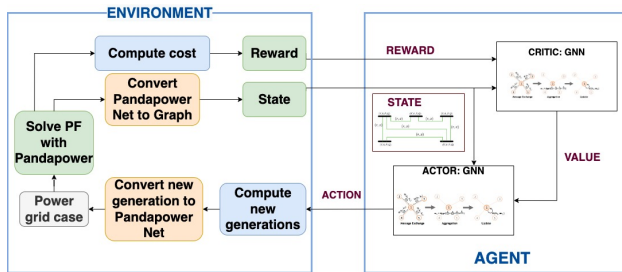


Figure 2: PPO architecture implementation.

$[R_{n,m}, X_{n,m}]$). For the buses as features, we use the voltage information (it's magnitude V and phase angle θ) and exchange power in that bus between the loads and generators connected to it, $X_n^{AC} = [V_n, \theta_n, P_n, Q_n]$.

The global architecture of the GNN can be seen in Figure 3. The message passing part and the readout part. At every message-passing step k , each node v receives the current hidden state of all the nodes in its neighbourhood, and processes them individually by applying a message function $m()$ (NN) together with its own internal state h_v^k and the features of the edge which connects them. Then, these messages are aggregated (concatenation of min, max and mean). Combining this message aggregation together with node's hidden state and, after updating the combination with another NN, new hidden state representations are computed. After a certain number of message passing steps a readout function $r()$ takes as input the final node states h_v^K to produce the final output of the GNN model.

For the **actor**, whose output is the RL policy, the readout is an NN in which the input is each of the *node_representations* independently. It is a 3-layer MLP. We pass through this readout the representation (independently) of all the nodes that have a generator, so we have N output values. Each of the output values represent the probability of choosing that generator to increase its power. We manage the readout in this way to make the architecture generalizable to any number of generators. These values are used to create a probability distribution. Then, a value is sampled (which is the ID of the genera-

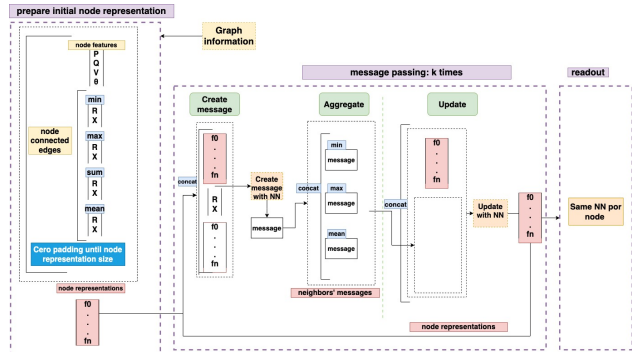


Figure 3: GNN architecture

tor from which the generation is raised in that horizon t). **Critic** uses a centralized readout that takes as inputs all node hidden states, and whose output is the value function estimation. When aggregating representations of all nodes, critic concatenates the sum, minimum and maximum. So, input dimension is $3 * node_representation$ and only one output for the whole graph. Critic is also a 3-layer MLP.

Regarding the environment with which the agent interacts (Figure 2), at each time instant t , the **state** is defined by the graph updated by the Power Flow. In each horizon step (t) the **action** that the agent can perform is to upload the generation of one of the generator nodes. The agent will decide which one in all the available generators set. The raise will be equal to a portion. For each generator, the power range between its maximum and minimum power will be divided into N portions. When a generator has reached its maximum power, it does not go up any more, so the power grid (and therefore the state of the environment) remains the same.

When the PF does not converge, it implies that with that demand and that generation it is not possible to meet the constraints. When this happens, we say that the solution is not **feasible**. When initializing one episode (initial state of the power grid), we want the generation to be as low as possible, so that the agent can raise it until it reaches the optimum. Besides, we have to take into account that if it is too low in the first time steps, regardless of which generator goes up by the agent, the solution may not be

feasible. Therefore, we decide to raise the minimum generation by 20%.

Reward is computed as the improvement in solution’s cost with respect to $t-1$. The reward is positive in a time step when the agent increases the generation of a node, decreasing the generation cost. Cases where the agent chooses a generator which is already in its maximum capacity or ends in a non feasible solution are also taken into account with negative rewards (cte_1, cte_2 in equation 6).

$$r(t) = \begin{cases} MinMaxScaler(cost) - Last(MinMaxScaler(cost)) \\ cte_1 \text{ if selected generator already in } P_{max} \\ cte_2 \text{ if solution no feasible} \end{cases} \quad (6)$$

5 PERFORMANCE EVALUATION

This section details the experimentation used to validate the proposed approach, the data used and discusses the obtained results.

Overview: We train the agent with a base case and later we evaluate the performance in modified cases. On the one hand, we modify the number of loads and their values, since, in real power grid operation the loads change continuously and, on the other hand, we remove some electrical lines simulating that they are not available due to any breakdown or maintenance. This way we show that the agent, once it is trained, it is able to generalize to unseen cases. We compare the difference in cost with respect to the OPF of our method to the currently used method, the DCOPF. Our objective is to prove that our method is capable of generating a solution with an equal or better result (in cost measure) without the disadvantage of having to make an approximation of all the alternating part of the network.

5.1 Experimental Setting

We train the agent with the IEEE 30 bus system as case base (Figure 4). It is formed by thirty nodes, forty links, five generators and twenty loads. All generators are modelled as thermal generators.

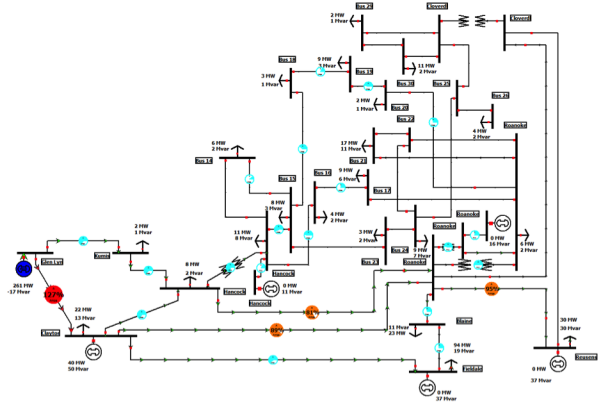


Figure 4: IEEE 30 bus system [19].

We use *Pandapower*, a Python-based BSD-licensed power system analysis tool [5]). A *Pandapower* network is a Python dictionary that holds all information about the network in tables. The tool allows calculations such as OPF (with IPOPT optimizer) and PF, which we use to update our environment state and compare our cost. The information tables are modified when changing the links, the generation or the loads.

The objective at training is to optimize the parameters so that the actor becomes a good estimator of the optimal global policy and the critic learns to approximate the state value function of any global state. There are many hyperparameters that can be modified and they are divided into different groups. Grid search has been performed on many of them and the final selected values of the most important ones are shown below. More implementation details can be found in the public repository [20].

- Related to learning loop: Minibatch (25), epochs (3) and optimizer (ADAM), with its own parameters like learning rate lr (0.003).
- Related to power grid: Generator portions (50).
- Related to RL: Episodes (500), horizon size T (125), reward cte_1 (-1) and cte_2 (-2) (equation 6).

- Actor and Critic GNN: Message iterations k (4), node representation size (16). The NN to create the messages is a 2-layer MLP and the update one is 3-layer MLP

PPO is an online algorithm and as any reinforcement learning algorithm does, it learns with experience. Training pipeline is as follows:

- An episode of length T is generated by following the current policy. While at the same time the critic’s value function V evaluates each visited global state; this defines a trajectory $\{s_t, a_t, r_t, p_t, V_t, s_{t+1}\}_{t=0}^{T-1}$
- This trajectory is used to update the model parameters –through several epochs of minibatch Stochastic Gradient Descent– by maximizing the global PPO objective.

The same process of generating episodes and updating the model is repeated for a fixed number of iterations to guarantee convergence. *MinMaxScaler* has been used for data preprocessing for node features, edge features and generation output.

5.2 Experimental Results

Once the training has been done and the best combination of hyperparameters, network design and reward modelling has been chosen, the best checkpoint of the model is selected to infer OPF in different networks.

To validate the solution obtained with our method, we use the deviation of the cost with respect to the minimum cost, the one obtained with the OPF. We compare that cost deviation with the cost deviation obtained when solving the same power grid casuistry with DCOPF. We also use the convergence ratio as the proportion of solutions that do not respect the physical constraints with respect to the number of solutions that are evaluated. Once the model is loaded, only the actor part interests us in the evaluation. During T steps of an episode, the actions sampled from the probability distribution obtained from the actor for each state of the network is executed. Finally, the mean cost of the best ten evaluations is measured, as well as the convergence of the problem.

We evaluate 100 times for each test case. We vary the network loads. In Tables 1 - 3, it is highlighted between the deviation in % of our solution with respect to the OPF’s one and the deviation obtained by the DCOPF, the lowest for each test.

First, all network loads are varied by multiplying their value by a random number between a value less than 1 and a value more than 1 (Table 1). Each row in the table is a test in which the name specifies the upper and lower percentages by which all loads have been varied. In all tests, performance with our method is better with ratios of up to 1.30.

	% DRL+OPF perf.	%DCOPF perf.	ratio
load_inf0.1_sup0.1	0,75	0,77	1,02
load_inf0.2_sup0.1	0,59	0,68	1,16
load_inf0.3_sup0.1	0,53	0,73	1,38
load_inf0.4_sup0.1	0,61	0,67	1,10

Table 1: Results on case IEEE 30 varying loads from base case.

After varying the loads value, we experiment removing n loads from the grid. We randomly choose a number of loads, remove them from the network and evaluate the model (Table 2). Each row in the table is a test in which the name specifies the number of charges that have been removed. It can be seen that when we vary the loads our cost deviation is lower than the DCOPF and even by eliminating 50% of the loads or less, our solution obtains costs similar to the DCOPF.

	% DRL+OPF perf.	%DCOPF perf.	ratio
load_1	0,67	0,72	1,07
load_2	0,71	0,71	1,00
load_3	0,67	0,67	1,00
load_4	1,06	0,68	0,65
load_5	0,61	0,64	1,05
load_8	1,10	0,63	0,52

Table 2: Results on case IEEE 30 removing loads from base case.

Finally, we create networks from the original network by removing one or more electrical lines (edges) (Table 3). Each row in the table is a test in which the name specifies the number of power lines that

have been removed. Also taking into account experiments removing electrical lines and, although as more power lines are removed, sometimes, the agent does not find a good feasible solution, we can conclude that our model is capable of generalizing to unseen typologies (based on the trained one).

	% DRL+OPF perf.	%DCOPF perf.	ratio
edge_1	0,73	0,77	1,05
edge_2	0,41	1,16	2,83
edge_3	0,62	0,61	0,99
edge_4	0,65	0,88	1,36
edge_5	0,90	0,96	1,07
edge_8	0,59	0,89	1,51

Table 3: Results on case IEEE 30 removing edges from base case.

6 RELATED WORK

Until this paper, for the OPF problem, there was still no solution taking advantage of GNN to treat graph-type data and learn how to solve this problem allowing generalization and learning internal dynamics of the power grid. Even so, methods can be found in the literature using each of the approaches independently. Data-driven methods based on deep learning have been introduced to solve OPF in approaches like [6] [21] [22] [23] [24] among others. However, these approaches require a large amount of historical data to train and need to recollect a large amount of data once something in the grid has changed.

On the other hand, Deep Reinforcement Learning (DRL) is known for its powerful capability to solve complex decision-making problems [2]. DRL based approach aims to learn gradually how to optimize power flow in Distributed Networks and dynamically find the optimal operating point. Approaches like [25] [2] [26] [27] use different DRL algorithms to solve the OPF, but none of them use GNN, so they lose the ability to generalize.

7 CONCLUSIONS

We successfully design a solution to solve the OPF, capable of generalizing using DRL and GNN. The network configuration has been changed and it has shown that the agent is capable of finding a good solution (performance very similar to the currently most used approach DCOPF) and that this solution is feasible and meets the constraints.

Due to the way how GNN has been designed, the problem by design can be trained on different cases and then used to compute on different cases in turn. In this paper, we have validated that the proposed architecture is capable of successfully addressing OPF, and the generalization ability of our solution has been verified by considering modifications over the network scenario seen during training (different loads and reducing the number of edges). By joining these two technologies for the first time, we conclude that it is possible to combine them, obtaining the advantages of both. Our results suggest that the designed architecture is a promising start to solve the OPF. As a future work, it would be interesting to explore different ways of training the agent —e.g. with episodes that vary the load between them, and even the configuration—, and then analyze if the model generalizes better later. Moreover, in the line of getting the algorithm to generalize better, the inclusion of more features in the node representation such as the maximum and minimum allowed voltage could be explored.

More implementation details can be found in the public repository [20].

8 Acknowledgment

This publication is part of the Spanish I+D+i project TRAINER-A (ref.PID2020-118011GB-C21), funded by MCIN/ AEI/10.13039/501100011033. This work is also partially funded by the Catalan Institution for Research and Advanced Studies (ICREA) and the Secretariat for Universities and Research of the Ministry of Business and Knowledge of the Government of Catalonia and the European Social Fund.

References

- [1] Zhou J, Cui G, Hu S, Zhang Z, Yang C, Liu Z, et al. Graph Neural Networks: A Review of Methods and Applications. arXiv; 2018. Available from: <https://arxiv.org/abs/1812.08434>.
- [2] Li J, Zhang R, Wang H, Liu Z, Lai H, Zhang Y. Deep Reinforcement Learning for Optimal Power Flow with Renewables Using Graph Information. arXiv; 2021. Available from: <https://arxiv.org/abs/2112.11461>.
- [3] Albadi MH, El-Saadany EF. A summary of demand response in electricity markets. *Electric Power Systems Research*. 2008;78(11):1989-96. Available from: <https://www.sciencedirect.com/science/article/pii/S0378779608001272>.
- [4] Wood A, Wollenberg B. Power generation, operation, and control; 2012.
- [5] Thurner L, Scheidler A, Schäfer F, Menke JH, Dollichon J, Meier F, et al. Pandapower—An Open-Source Python Tool for Convenient Modeling, Analysis, and Optimization of Electric Power Systems. *IEEE Transactions on Power Systems*. 2018;33(6):6510-21.
- [6] Owerko D, Gama F, Ribeiro A. Optimal Power Flow Using Graph Neural Networks. In: ICASSP 2020 - 2020 IEEE International Conference on Acoustics, Speech and Signal Processing (ICASSP); 2020. p. 5930-4.
- [7] Cain MB, O'Neill RP. History of Optimal Power Flow and Formulations; 2012. .
- [8] Pham T, Li X. Reduced Optimal Power Flow Using Graph Neural Network. arXiv; 2022. Available from: <https://arxiv.org/abs/2206.13591>.
- [9] Liao W, Bak-Jensen B, Pillai JR, Wang Y, Wang Y. A Review of Graph Neural Networks and Their Applications in Power Systems. arXiv; 2021. Available from: <https://arxiv.org/abs/2101.10025>.
- [10] Diehl F. Warm-starting AC optimal power flow with graph neural networks. In: 33rd Conference on Neural Information Processing Systems (NeurIPS 2019); 2019. p. 1-6.
- [11] Munikoti S, Agarwal D, Das L, Halappanavar M, Natarajan B. Challenges and Opportunities in Deep Reinforcement Learning with Graph Neural Networks: A Comprehensive review of Algorithms and Applications. arXiv; 2022. Available from: <https://arxiv.org/abs/2206.07922>.
- [12] Scarselli F, Gori M, Tsoi AC, Hagenbuchner M, Monfardini G. The Graph Neural Network Model. *IEEE Transactions on Neural Networks*. 2009;20:61-80.
- [13] Gilmer J, Schoenholz SS, Riley PF, Vinyals O, Dahl GE. Neural message passing for quantum chemistry. In: International conference on machine learning. PMLR; 2017. p. 1263-72.
- [14] Bernárdez G, Suárez-Varela J, López A, Wu B, Xiao S, Cheng X, et al. Is machine learning ready for traffic engineering optimization? In: 2021 IEEE 29th International Conference on Network Protocols (ICNP). IEEE; 2021. p. 1-11.
- [15] Martin M. Reinforcement Learning; 2020. University Lecture.
- [16] Schulman J, Wolski F, Dhariwal P, Radford A, Klimov O. Proximal Policy Optimization Algorithms. arXiv; 2017. Available from: <https://arxiv.org/abs/1707.06347>.
- [17] OpenAI. Proximal Policy Optimization; 2017. Accessed: 2022-09-01. University Lecture <https://openai.com/blog/openai-baselines-ppo/>.
- [18] Schulman J, Moritz P, Levine S, Jordan M, Abbeel P. High-Dimensional Continuous Control Using Generalized Advantage Estimation. arXiv; 2015. Available from: <https://arxiv.org/abs/1506.02438>.

- [19] Fraunhofer UoK IEE. pandapower documentation; 2022. Available from: <https://pandapower.readthedocs.io/en/v2.10.0/#> [cited 14.08.2022].
- [20] Angela L. opf_gnn_ppo. GitHub; 2022. https://github.com/anlopez94/opf_gnn_ppo.
- [21] Donon B, Donnot B, Guyon I, Marot A. Graph Neural Solver for Power Systems. In: IJCNN 2019 - International Joint Conference on Neural Networks. Budapest, Hungary; 2019. Available from: <https://hal.archives-ouvertes.fr/hal-02175989>.
- [22] Donon B, Clément R, Donnot B, Marot A, Guyon I, Schoenauer M. Neural networks for power flow: Graph neural solver. *Electric Power Systems Research*. 2020;189:106547. Available from: <https://www.sciencedirect.com/science/article/pii/S0378779620303515>.
- [23] Pan X, Chen M, Zhao T, Low SH. DeepOPF: A Feasibility-Optimized Deep Neural Network Approach for AC Optimal Power Flow Problems. *IEEE Systems Journal*. 2022:1-11.
- [24] Donnot B, Guyon I, Schoenauer M, Marot A, Panciatici P. Fast Power system security analysis with Guided Dropout. 2018 01.
- [25] Zhen H, Zhai H, Ma W, Zhao L, Weng Y, Xu Y, et al. Design and tests of reinforcement-learning-based optimal power flow solution generator. *Energy Reports*. 2022;8:43-50. 2021 The 8th International Conference on Power and Energy Systems Engineering. Available from: <https://www.sciencedirect.com/science/article/pii/S2352484721012737>.
- [26] Cao D, Hu W, Xu X, Wu Q, Huang Q, Chen Z, et al. Deep Reinforcement Learning Based Approach for Optimal Power Flow of Distribution Networks Embedded with Renewable Energy and Storage Devices. *Journal of Modern Power Systems and Clean Energy*. 2021;9(5):1101-10.
- [27] Zhou Y, Zhang B, Xu C, Lan T, Diao R, Shi D, et al. A Data-driven Method for Fast AC

Optimal Power Flow Solutions via Deep Reinforcement Learning. *Journal of Modern Power Systems and Clean Energy*. 2020;8(6):1128-39.