

ALIGNMENT ENTROPY REGULARIZATION

Ehsan Variani, Ke Wu, David Rybach, Cyril Allauzen, Michael Riley

{variari, wuke, rybach, allauzen, riley}@google.com

ABSTRACT

Existing training criteria in automatic speech recognition (ASR) permit the model to freely explore more than one time alignments between the feature and label sequences. In this paper, we use entropy to measure a model’s uncertainty, i.e. how it chooses to distribute the probability mass over the set of allowed alignments. Furthermore, we evaluate the effect of entropy regularization in encouraging the model to distribute the probability mass only on a smaller subset of allowed alignments. Experiments show that entropy regularization enables a much simpler decoding method without sacrificing word error rate, and provides better time alignment quality.

Index Terms— ASR, Alignment, Entropy, Regularization

1. INTRODUCTION

Common speech recognition criteria [1] model $P_\theta(\mathbf{y}|\mathbf{x})$, the conditional distribution of the label sequence $\mathbf{y} = y_{1:U}, y_u \in \Sigma$ given an acoustic feature sequence $\mathbf{x} = x_{1:T}$, by marginalizing $P_\theta(\mathbf{y}, \pi|\mathbf{x})$ over the alignment π ,

$$P_\theta(\mathbf{y}|\mathbf{x}) = \sum_{\pi \in \Pi} P_\theta(\mathbf{y}, \pi|\mathbf{x}) \quad (1)$$

where $\Pi = \Pi(i_{\theta, \mathbf{x}}, \mathbf{y}, F_{\theta, \mathbf{x}})$ is the set of all the alignment paths corresponding to the label sequence \mathbf{y} . $i_{\theta, \mathbf{x}}$ and $F_{\theta, \mathbf{x}}$ are respectively the initial and final state of the recognition lattice $A_{\theta, \mathbf{x}}$ parameterized by θ . The choice of the alignment lattice component [1] determines what alignments constitute Π and the number of alignments $|\Pi|$. For example, let T be the number of feature frames and U be the number of output labels,

- The listen, attend and spell (LAS) model [2] uses the label dependent alignment lattice. Each label can be seen as aligned to the entire feature sequence, thus there is single alignment path for any \mathbf{y} in the recognition lattice.
- The connectionist temporal classification (CTC) [3] employs the frame dependent alignment lattice. Each frame is aligned to at most one label, thus there are $\binom{T}{U}$ alignment paths for any \mathbf{y} of length U .
- The recurrent neural network transducer (RNN-T) [4], and hybrid autoregressive transducer (HAT) [5] use the

label and frame alignment lattice. Multiple consecutive labels can align to a single frame, thus there are $\binom{T+U}{U}$ alignment paths for any \mathbf{y} of length U .

In the latter two cases, a recognition lattice admits a large number of alignment paths for the ground truth \mathbf{y} , whereas only a small subset of them are accurate alignments between speech and text. Because standard training procedures maximize Eq. 1 without any priors on alignments, a model has a high degree of freedom in distributing $P_\theta(\mathbf{y}, \pi|\mathbf{x})$ among different alignments while $P_\theta(\mathbf{y}|\mathbf{x})$ remains unchanged. On one extreme, the model may concentrate the probability mass only on a single alignment (minimum uncertainty). On the other extreme, it may distribute the mass uniformly over all allowed alignments (maximum uncertainty). This model uncertainty results in a need for more complex decoding algorithms, and prevents the model from learning accurate alignment between the feature sequence and the label sequence.

Maximum a posteriori (MAP) inference is typically applied with Eq. 1. We first find $\hat{\mathbf{y}}$ that maximizes $P_\theta(\mathbf{y}|\mathbf{x})$, and then find the most likely alignment among all the alignments corresponding to $\hat{\mathbf{y}}$, in other words,

$$\begin{aligned} \hat{\mathbf{y}} &= \operatorname{argmax}_{\mathbf{y}} \sum_{\pi \in \Pi(i_{\theta, \mathbf{x}}, \mathbf{y}, F_{\theta, \mathbf{x}})} P_\theta(\mathbf{y}, \pi|\mathbf{x}) \\ \hat{\pi} &= \operatorname{argmax}_{\pi \in \Pi(i_{\theta, \mathbf{x}}, \hat{\mathbf{y}}, F_{\theta, \mathbf{x}})} P_\theta(\hat{\mathbf{y}}, \pi|\mathbf{x}) \end{aligned} \quad (2)$$

Since finding the exact $\hat{\mathbf{y}}$ is usually intractable, a beam search that sums a subset of the identically-label paths is used in practice to find an approximate solution in practice. We refer to this inference rule as *sum-search* through the paper. By contrast, a model with less uncertainty concentrates the probability mass only on a few alignment paths or even a single one, making the much simpler maximum alignment probability inference a good approximation of MAP inference,

$$\hat{\mathbf{y}}, \hat{\pi} = \operatorname{argmax}_{(\mathbf{y}, \pi)} P_\theta(\mathbf{y}, \pi|\mathbf{x}) \quad (3)$$

This single step inference rule is denoted as *max-search*. For models with a finite label context size c and a small vocabulary Σ , the most probable alignment path can be efficiently found in $(O(T \cdot |\Sigma|^{c+1}))$ time [1]. Furthermore, computation on accelerator hardware can benefit from the fixed search space structure in contrast to the data-dependent structure of beam search [1].

The lack of alignment priors in Eq. 1 means $\hat{\pi}$ from MAP inference may not be an accurate alignment between speech and text. This is particularly undesirable for tasks relying on high alignment accuracy derived from ASR such as many practical text-to-speech (TTS) models.

In this paper, we propose to calculate alignment entropy to measure model uncertainty on choice of alignment. We also propose to use entropy regularization for encouraging the model to concentrate more probability mass on fewer alignment paths. Experiments with both streaming and non-streaming models on the Librispeech corpus [6] show that with entropy regularization, the simpler max-search inference rule of Eq. 3 can be used without sacrificing word error rate, yet at the same time improve alignment accuracy.

2. ALIGNMENT ENTROPY

Given the feature sequence \mathbf{x} and ground truth label sequence \mathbf{y} , we propose to measure model uncertainty through the entropy of distribution $P_\theta(\pi|\mathbf{x}, \mathbf{y})$,

$$\begin{aligned} H_{\theta, \Pi} &= - \sum_{\pi \in \Pi} P_\theta(\pi|\mathbf{x}, \mathbf{y}) \log(P_\theta(\pi|\mathbf{x}, \mathbf{y})) \\ &= - \frac{1}{P_\theta(\mathbf{y}|\mathbf{x})} \sum_{\pi \in \Pi} P_\theta(\mathbf{y}, \pi|\mathbf{x}) \log(P_\theta(\mathbf{y}, \pi|\mathbf{x})) \\ &\quad + \log(P_\theta(\mathbf{y}|\mathbf{x})) \end{aligned}$$

where $\Pi = \Pi(i_{\theta, \mathbf{x}}, \mathbf{y}, F_{\theta, \mathbf{x}})$. Here we present an iterative derivation of the entropy value for frame dependent alignment lattice. Similarly, the entropy value can be derived for other type of alignment lattices which is not presented here due to the space limitation.

Let $H_{\theta, \Pi_{t, q, u}}$ be the partial entropy defined on all the prefix alignment paths in $\Pi_{t, q, u} \triangleq \Pi(i_{\theta, \mathbf{x}}, y_{1:u}, (t, q))$, where $(t, q) \in Q_{\theta, \mathbf{x}}$ is a state in the recognition lattice state space $Q_{\theta, \mathbf{x}}$. Note that $H_{\theta, \Pi} = H_{\theta, \Pi_{T, F, U}}$ by definition.

$$\begin{aligned} H_{\theta, \Pi_{t, q, u}} &= - \sum_{\pi \in \Pi(i_{\theta, \mathbf{x}}, y_{1:u}, (t, q))} p_\pi \log(p_\pi) \\ &= - \sum_{\pi} \frac{\omega[\pi]}{\alpha_{\Pi_{t, q, u}}} \log\left(\frac{\omega[\pi]}{\alpha_{\Pi_{t, q, u}}}\right) \\ &= \frac{-1}{\alpha_{\Pi_{t, q, u}}} \underbrace{\left[\sum_{\pi} \omega[\pi] \log(\omega[\pi]) \right]}_{= A_{\Pi_{t, q, u}}} \\ &\quad + \log(\alpha_{\Pi_{t, q, u}}) \end{aligned} \quad (4)$$

where $p_\pi \triangleq \omega[\pi]/\alpha_{\Pi_{t, q, u}}$ is the probability of path π , with path weight $\omega[\pi]$ and $\alpha_{\Pi_{t, q, u}} = \sum_{\pi} \omega[\pi]$.

$$\begin{aligned} A_{\Pi_{t, q, u}} &= \sum_{\pi \in \Pi_1, e_1} (\omega[\pi] \omega[e_1]) \log(\omega[\pi] \omega[e_1]) \\ &\quad + \sum_{\pi \in \Pi_2, e_2} (\omega[\pi] \omega[e_2]) \log(\omega[\pi] \omega[e_2]) \end{aligned}$$

where

$$\begin{aligned} \Pi_1 &= \Pi(i_{\theta, \mathbf{x}}, y_{1:u-1}, (t-1, p)) \\ e_1 &= ((t-1, p), y_u, \omega_{\theta, \mathbf{x}}(t-1, p, y_u), (t, q)) \\ \Pi_2 &= \Pi(i_{\theta, \mathbf{x}}, y_{1:u}, (t-1, q)) \\ e_2 &= ((t-1, q), \epsilon, \omega_{\theta, \mathbf{x}}(t-1, p, \epsilon), (t, q)) \end{aligned}$$

and $(t-1, p)$ is any prefix state of (t, q) in the recognition lattice $A_{\theta, \mathbf{x}}(\mathbf{y})$. The above equation can be further simplified as:

$$\begin{aligned} A_{\Pi_{t, q, u}} &= \omega[e_1] \left[A_{\Pi_{t-1, p, u-1}} + \log(\omega[e_1]) \right] \\ &\quad + \omega[e_2] \left[A_{\Pi_{t-1, q, u}} + \log(\omega[e_2]) \right] \end{aligned} \quad (5)$$

Thus $A_{\Pi_{t, q, u}}$ can be calculated iteratively and so $H_{\Pi_{t, q, u}}$ in Eq. 4.

2.1. Implementation

The main implementation consideration is the need to deal with the underflow problem which happens when there is an unlikely path with too small probability. To avoid underflow, we implemented the entropy derivation in log domain which respectively requires representing log probabilities in log-of-log domain. Empirically we found that calculating entropy in the log domain is sufficient for addressing numerically instability of the algorithm due to the underflow.

2.2. Maximum Entropy

The maximum entropy is achieved when model uniformly distributes the conditional probability mass over alignments i.e. $P_\theta(\mathbf{y}, \pi|\mathbf{x}) = P_\theta(\mathbf{y}|\mathbf{x})/N$ where N is the total number of alignments. Thus

$$P_\theta(\pi|\mathbf{x}, \mathbf{y}) = \frac{P_\theta(\mathbf{y}, \pi|\mathbf{x})}{P_\theta(\mathbf{y}|\mathbf{x})} = 1/N$$

and the maximum entropy for frame dependent alignment lattice is then equal to:

$$H_{max} = - \sum_{\pi \in \Pi} 1/N \log(1/N) = \log\left(\binom{T}{U}\right) \quad (6)$$

2.3. Regularization

We can regularize model with the alignment entropy by optimizing the following loss:

$$\mathcal{L}(\theta) = E_{P(\mathbf{x}, \mathbf{y})} [-\log P_\theta(\mathbf{y}|\mathbf{x}) + \lambda H_\theta(\pi)] \quad (7)$$

with samples from the true data distribution $P(\mathbf{x}, \mathbf{y})$. The regularization parameter can be swept through a range of values.

3. EXPERIMENTS

The experiments are designed to evaluate streaming and non-streaming models with respect to the alignment entropy, alignment timing quality as well as comparison of the sum-search and the max-search inference rules. These are all investigated for models trained with or without alignment entropy regularization.

Data The full 960-hour Librispeech corpus is used [6] for experiments. The input features are 80-dim. log Mel extracted from a 25 ms window of the speech signal with a 10 ms shift. The SpecAugment library with baseline recipe parameters were used [7]. The ground truth transcription is used without any processing and tokenized by the 28 graphemes that appear in the training data.

Architecture The architecture used for all experiments is exactly matching the shared-rnn architecture in [1]. It consists of an acoustic encoder and a label encoder. The acoustic encoder is a stack of 12-layer Conformer encoders [7] with model dimension 512, followed by a linear layer with output dimension 640. The Conformer parameters are set such that the only difference between streaming and non-streaming models is the right context: at each time frame t , the streaming models only access the left context (feature frames from 1 to t), while the non-streaming models can see the entire acoustic feature sequence. More details about the architecture can be found in [1]. The label encoder is a single layer LSTM with 640 cells. All the experiments use context size $c = 2$, which means the LSTM state is reset every two labels. All experiments are locally normalized with HAT factorization [5].

Training All models are trained on 8×8 TPUs with a batch size 2048. The training examples with more than 1961 feature frames or more than 384 labels are filtered out. We used Adam optimizer [8] ($\beta_1 = 0.9$, $\beta_2 = 0.98$, and $\epsilon = 10^{-9}$) with the Transformer learning rate schedule [9] (10k warm-up steps and peak learning rate $0.05/\sqrt{512}$). We applied the same regularization techniques and the training hyper parameters used in the baseline recipe of [7].

Four model configurations were trained which are different whether they are streaming or not and also if they are trained with or without alignment entropy regularization. All models trained with the criterion in Eq. 7. For baseline models λ is set to zero and models trained with alignment regularization use $\lambda = 0.01$ which was found empirically by sweeping over range of values.

Evaluation For recognition quality we report word error rate (WER) on the standard Librispeech test sets: test_clean and test_other. The checkpoint with the lowest WER obtained from the geometric mean between the dev_clean and dev_other sets was used for evaluation on the test_clean and test_other sets.

For time alignment quality, we compared the word alignment between top alignment path $\hat{\pi}$ and the reference word

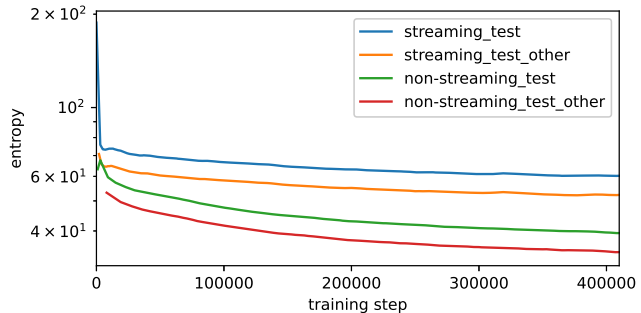


Fig. 1: Alignment entropy over course of training.

alignment obtained from Montreal forced aligner tool [10]. For comparison we report alignment accuracy $\text{ACC}(\tau)$ for different threshold value τ which is calculated as follow: For hypothesis h and reference r :

1. For each word $w \in h$, define $h_s(w)$ to be the time stamp that the first letter of w is recognized. Similarly define $h_e(w)$ to be the time stamp that last letter of w is recognized. The corresponding values for reference sequence are denoted as $r_s(w)$ and $r_e(w)$, respectively.
2. The alignment accuracy for threshold τ is then defined as:

$$\text{ACC}(\tau) = \frac{\sum_w \mathbb{1}(r_s(w) - \tau \leq h_s(w) \wedge h_e(w) \leq r_e(w) + \tau)}{N_w}$$

where summation is over all the words in the test set and N_w is the total number of words.

Alignment path entropy Figure 1 shows how the alignment entropy changes over training time for both streaming and non-streaming models. For comparison, the maximum entropy on test_clean and test_other are 218.3 and 189.8, respectively. At the beginning of training, the entropy value is close to the maximum entropy which express model’s uncertainty on choice of alignment and it uniformly distributes its probability mass across all alignments. As training proceeds, the entropy goes down which imply that model start concentrating on subset of paths. The non-streaming model entropy is much smaller than its streaming counterpart. Figure 2 presents same training curves when alignment entropy regularization is applied. Similar to baseline models, model start with relatively large entropy value and eventually converge to much smaller value. The final entropy value is significantly smaller for all models compare to Figure 1. Furthermore, the difference between streaming and non-streaming models is also shrinking when model is trained with regularization.

The entropy value versus number of time frames is presented in Figure 3. For baseline models, the entropy value linearly scales by the number of frames. The scale is relatively smaller for non-streaming models compare to the

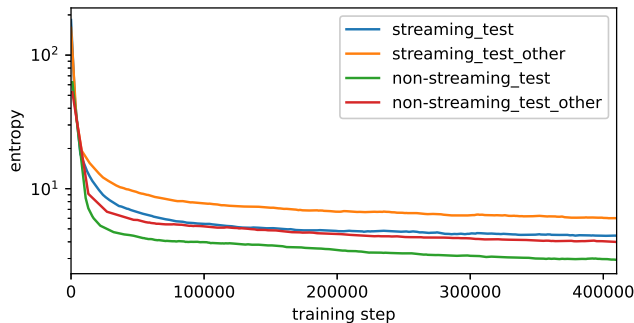


Fig. 2: Alignment entropy over course of training. All models are trained with alignment entropy regularization.

streaming ones. Applying alignment entropy regularization lead to much smaller entropy value for both short and long sequences whether model is streaming or not, Figure 3-b.

Choice of inference rule Table 1 compare sum-search and max-search inference rules across different models. For baseline models, the sum-search rule achieve better WER in general. The difference is about 0.1% WER in all cases except for the streaming model on test_other set. There max-search performs 11.1% while the sum-search achieves 10.0%. Note that when alignment entropy regularization is applied, the max-search rule achieves similar performance as sum-search rule across the board. This is encouraging since as mentioned before, the max-search rule is an exact search for wide range of models, and can be efficiently implemented on accelerators as explained in [1].

test set	streaming	entropy reg.	Entropy	inference rule	
				sum	max
clean	no	no	39.6	2.5	2.5
		yes	2.8	2.5	2.6
	yes	no	60.1	4.6	4.7
		yes	4.4	4.4	4.4
other	no	no	34.7	5.8	5.8
		yes	3.9	5.8	5.8
	yes	no	52.2	10.0	11.1
		yes	6.0	10.0	10.0

Table 1: The convergence entropy and WER for streaming and non-streaming models trained with or without alignment entropy regularization.

Time alignment quality We compared the time alignment quality by calculating the alignment accuracy $ACC(\tau)$ over different threshold values τ . As shown in Table 2, the non-streaming models trained with regularization, achieve much better alignment accuracy for smaller threshold values. Specifically, for $\tau = 0$, the regularized model gains about 22% relative alignment accuracy. The gain is smaller as the threshold increases and for threshold $\tau = 50$ msec, both

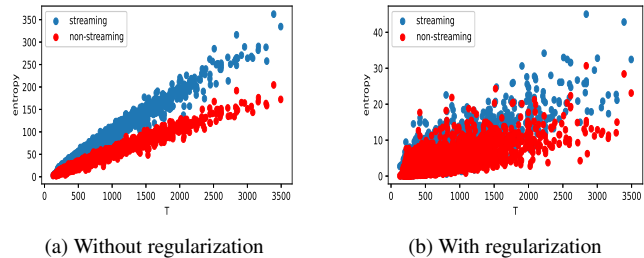


Fig. 3: Scatter plot of entropy values (y-axis) per number of frames (x-axis) for streaming and non-streaming models trained without or with alignment entropy regularization.

baseline and regularized model perform equally well.

test set	entropy reg.	τ [msec]					
		0	10	20	30	40	50
clean	no	66	77	86	93	96	98
	yes	81	87	93	97	99	99
other	no	61	72	83	90	95	97
	yes	77	85	91	95	98	99

Table 2: Alignment accuracy for non-streaming model.

The alignment accuracy for streaming models is shown in Table 3. The streaming models achieve significantly lower alignment accuracy compare to the non-streaming counterpart. Similar to Table 2, models trained with alignment entropy regularization achieve better alignment accuracy compare to the baseline models, however the gain is relatively smaller compare to the non-streaming models.

test set	entropy reg.	τ [msec]						
		0	100	200	300	400	500	600
clean	no	0	2	7	17	39	86	100
	yes	1	3	10	22	46	89	100
other	no	0	1	6	5	34	83	100
	yes	1	2	8	18	40	87	100

Table 3: Alignment accuracy for streaming model.

4. CONCLUSION

We presented a derivation of alignment path entropy as a measure for evaluating model’s uncertainty on choice of alignment. We showed that both streaming and non-streaming models are intended to distribute their probability mass over relatively large subset of alignment paths which can lead to some undesired inference complexity and time alignment quality. It was shown that with alignment entropy regularization, we can use much simpler and exact inference rule without loss of performance quality. Furthermore, alignment entropy regularization can significantly improve the time alignment accuracy.

5. REFERENCES

- [1] Ehsan Variani, Ke Wu, Michael Riley, David Rybach, Matt Shannon, and Cyril Allauzen, “Global normalization for streaming speech recognition in a modular framework,” *arXiv preprint arXiv:2205.13674*, 2022.
- [2] William Chan, Navdeep Jaitly, Quoc V Le, and Oriol Vinyals, “Listen, attend and spell,” *arXiv preprint arXiv:1508.01211*, 2015.
- [3] Alex Graves, Santiago Fernández, Faustino Gomez, and Jürgen Schmidhuber, “Connectionist temporal classification: labelling unsegmented sequence data with recurrent neural networks,” in *Proceedings of the 23rd international conference on Machine learning*, 2006, pp. 369–376.
- [4] Alex Graves, “Sequence transduction with recurrent neural networks,” *arXiv preprint arXiv:1211.3711*, 2012.
- [5] Ehsan Variani, David Rybach, Cyril Allauzen, and Michael Riley, “Hybrid autoregressive transducer (hat),” in *ICASSP 2020-2020 IEEE International Conference on Acoustics, Speech and Signal Processing (ICASSP)*. IEEE, 2020, pp. 6139–6143.
- [6] Vassil Panayotov, Guoguo Chen, Daniel Povey, and Sanjeev Khudanpur, “Librispeech: an asr corpus based on public domain audio books,” in *2015 IEEE international conference on acoustics, speech and signal processing (ICASSP)*. IEEE, 2015, pp. 5206–5210.
- [7] Anmol Gulati, James Qin, Chung-Cheng Chiu, Niki Parmar, Yu Zhang, Jiahui Yu, Wei Han, Shibo Wang, Zhengdong Zhang, Yonghui Wu, et al., “Conformer: Convolution-augmented transformer for speech recognition,” *arXiv preprint arXiv:2005.08100*, 2020.
- [8] Diederik P Kingma and Jimmy Ba, “Adam: A method for stochastic optimization,” *arXiv preprint arXiv:1412.6980*, 2014.
- [9] Ashish Vaswani, Noam Shazeer, Niki Parmar, Jakob Uszkoreit, Llion Jones, Aidan N Gomez, Lukasz Kaiser, and Illia Polosukhin, “Attention is all you need,” *arXiv preprint arXiv:1706.03762*, 2017.
- [10] Michael McAuliffe, Michaela Socolof, Sarah Mihuc, Michael Wagner, and Morgan Sonderegger, “Montreal forced aligner: Trainable text-speech alignment using kaldi.,” 2017.