



UNIVERSITY OF AMSTERDAM

MSC ARTIFICIAL INTELLIGENCE
MASTER THESIS

Towards Causal Credit Assignment

by

MÁTYÁS SCHUBERT

13323091

23rd December, 2022

48 ECTS

November 2021 - November 2022

Supervisor:
Phillip Lippe

Assessor:
dr. Sara Magliacane



INFORMATICS INSTITUTE (IvI)
QUVA DEEP VISION LAB (QUVA)

Contents

1	Introduction	1
1.1	Contributions	2
2	Preliminaries	5
2.1	Causal Graphs	5
2.2	Reinforcement Learning	7
2.3	Markov Decision Processes	8
2.4	Policies and Learning	11
2.5	Credit Assignment	13
3	Related Work	17
3.1	Reward Shaping	17
3.2	Value Functions	19
3.3	Practical Hindsight Credit Assignment	20
4	An Empirical Investigation of Hindsight	21
4.1	Experimental Setting	21
4.2	Baseline models	24
4.3	Baseline results	25
4.4	Perfect Hindsight	30
4.5	Accelerating Hindsight	33
4.6	Handling The Immediate Reward	36
4.7	Embedding Vector Representations	39
4.8	Conclusion	42
5	The Benefits of Factored Hindsight and Factored Representations	44
5.1	Motivation	44
5.2	Experimental Setting	45
5.3	Results	46
5.4	Discussion	49
6	Conclusion	50
	Bibliography	51
A	Hyperparameter tuning for the Empirical Investigation of Hindsight	55
B	Hyperparameter tuning for Factored Hindsight and Representations	72
C	Temporally Aware Hindsight	75
D	Policy Prior and Negative Returns	78
E	EmbeddingSHCA and Policy Prior	79

List of Figures

1	Credit assignment methods	2
2	Graphs and Interventions	6
3	Markov Decision Processes	9
4	Experimental environments	22
5	Reproducing original results	25
6	Shortcut with more states and suboptimal actions	26
7	Shortcut with different skip probabilities	27
8	Shortcut with different final rewards	27
9	Delayed Effect with more states and suboptimal actions	28
10	Delayed Effect with different amount of reward noise	29
11	Baseline results in Tabular Pong	29
12	Oracle StateHCA	31
13	Additional training of hindsight using new episodes	32
14	Additional training of hindsight using old episodes	33
15	Pretraining with uniform policy	34
16	Pretraining with optimal policy	35
17	StateHCA with Policy Prior	36
18	StateHCA with using observed rewards as immediate rewards	37
19	StateHCA with using oracle rewards as immediate rewards	38
20	StateHCA with using estimated rewards as immediate rewards	38
21	Architectures of embedding models	41
22	Embeddings models Tabular Pong	41
23	Causal graph of an example trajectory	45
24	Factored StateHCA and noise factors	47
25	Factored EmbeddingSHCA and noise factors	48
26	Hyperparameter tuning to reproduce original results	56
27	Hyperparameter tuning on Shortcut with more states and actions setups	57
28	Hyperparameter tuning on Shortcut with different skip probabilities	57
29	Hyperparameter tuning on Shortcut with different final rewards	58
30	Hyperparameter tuning on Delayed Effect with more states and actions setups	58
31	Hyperparameter tuning on Delayed Effect with different amount of reward noise	59
32	Hyperparameter tuning to Tabular Pong	59
33	Hyperparameter tuning of Oracle StateHCA	60
34	Hyperparameter tuning for additional hindsight training using new episodes	61
35	Hyperparameter tuning for additional hindsight training using old episodes	62
36	Hyperparameter tuning for pretraining hindsight using uniform policy	63
37	Hyperparameter tuning for pretraining hindsight using optimal policy	64
38	Hyperparameter tuning for StateHCA with policy prior	65
39	Immediate rewards: Hyperparameter tuning with ignoring the immediate reward	66
40	Immediate rewards: Hyperparameter tuning on Shortcut using observed rewards	67
41	Immediate rewards: Hyperparameter tuning on Delayed Effect using observed rewards	67
42	Immediate rewards: Hyperparameter tuning on Tabular Pong using observed rewards	68
43	Immediate rewards: Hyperparameter tuning on Shortcut using oracle rewards	68
44	Immediate rewards: Hyperparameter tuning on Delayed Effect using oracle rewards	69
45	Immediate rewards: Hyperparameter tuning on Tabular Pong using oracle rewards	69
46	Immediate rewards: Hyperparameter tuning on Shortcut using estimated rewards	70

47	Immediate rewards: Hyperparameter tuning on Delayed Effect using estimated rewards	70
48	Immediate rewards: Hyperparameter tuning on Tabular Pong using estimated rewards	71
49	Hyperparameter tuning of EmbeddingPG	71
50	Hyperparameter tuning of EmbeddingSHCA variants	71
51	Hyperparameter tuning on Shortcut with noise factors	72
52	Hyperparameter tuning on Delayed Effect with noise factors	73
53	Hyperparameter tuning on Tabular Pong with noise factors	73
54	Hyperparameter tuning on Tabular Pong with noise factors and policy prior	74
55	Hyperparameter tuning of embedding models with noise factors	74
56	Temporal StateHCA	75
57	Hyperparameter tuning of Temporal StateHCA on Shortcut	76
58	Hyperparameter tuning of Temporal StateHCA on Original Shortcut	77
59	Hyperparameter tuning of Temporal StateHCA with a final reward of 0.5	77
60	StateHCA with Policy Prior on Shortcut with a final reward of 0.5	78
61	Hyperparameter tuning for Policy Prior on Shortcut with final reward of 0.5	78
62	Hyperparameter tuning for EmbeddingSHCA actor without policy prior	79
63	EmbeddingSHCA with and without policy prior	79

List of Tables

1	Best hyperparameters on different setups	55
2	Best hyperparameters for ideal hindsight	60
3	Best hyperparameters for accelerating hindsight	61
4	Best hyperparameters for immediate reward	66
5	Best hyperparameters for embedding models	66
6	Best hyperparameters for noise factors	72
7	Best hyperparameters for Temporal StateHCA	76

Abstract

Adequately assigning credit to actions for future outcomes based on their contributions is a long-standing open challenge in Reinforcement Learning. The assumptions of the most commonly used credit assignment method are disadvantageous in tasks where the effects of decisions are not immediately evident. Furthermore, this method can only evaluate actions that have been selected by the agent, making it highly inefficient. Still, no alternative methods have been widely adopted in the field. Hindsight Credit Assignment is a promising, but still unexplored candidate, which aims to solve the problems of both long-term and counterfactual credit assignment. In this thesis, we empirically investigate Hindsight Credit Assignment to identify its main benefits, and key points to improve. Then, we apply it to factored state representations, and in particular to state representations based on the causal structure of the environment. In this setting, we propose a variant of Hindsight Credit Assignment that effectively exploits a given causal structure. We show that our modification greatly decreases the workload of Hindsight Credit Assignment, making it more efficient and enabling it to outperform the baseline credit assignment method on various tasks. This opens the way to other methods based on given or learned causal structures.

Section 1. Introduction

Reinforcement Learning (RL) is a popular field of machine learning with a history of making headlines by competing and surpassing humans in games (Campbell et al., 2002; Mnih et al., 2013; Silver et al., 2016, 2018) and by contributing to scientific research (Fawzi et al., 2022; Jumper et al., 2021). In recent years it was also used to solve practical problems such as resource allocation and scheduling (Li et al., 2019; Vengerov and Iakovlev, 2005; Vengerov, 2009), power plant and grid management (Duan et al., 2019; Rocchetta et al., 2019; Zhang et al., 2018), and chip design (Mirhoseini et al., 2021). All of these tasks involve interaction with an environment in order to achieve certain goals. RL methods aim to train artificial agents interacting with such environments towards optimal behaviour that makes it possible to attain these outcomes. Even though a broad range of literature exists, generalization, robustness, and efficiency remain open questions for RL (Moos et al., 2022; Taylor and Stone, 2009; Tsividis et al., 2017; Yu, 2018).

In practice, the quality of outcomes is represented by simple numeric reward values that the agent observes after each decision it makes. Thus, the goal of achieving the highest quality outcomes translates to maximizing the expected sum of rewards, called the return. Most practical problems involve sequential decision making, where agents transfer between states through time by selecting an action in each state. For these tasks, RL methods need to identify which actions contributed the most to the observed outcomes and corresponding rewards, to determine how much they should be credited for them. This is the problem of credit assignment in RL (Minsky, 1961).

Effective credit assignment is essential to make RL methods more sample efficient. However, the time-based credit assignment algorithm used by most methods is rudimentary and involves strong assumptions about how rewards are distributed as the agent interacts with the environment. It chooses temporal distance to be the main measure of relevance and uses a discount rate to credit actions less, the further they were taken in time from the outcome (Figure 1a). However, the naive assumption that recent actions are more relevant, has several drawbacks. As time is an imperfect proxy for relevance, some actions can get incorrectly credited when the outcome and its reward are delayed. For example, if all actions in a sequence are strictly necessary for the outcome, then all of them should be equally credited. This is usually the case for tasks requiring precise behaviour, where a single wrong action can lead to an undesirable result, in which case all prior correct actions will also get negatively credited, slowing down learning.

Sampled-action algorithms that can estimate the relevance of taken actions regardless of temporal distance can overcome these issues (Figure 1b). For example, State-Associative learning by Raposo et al. (2021) estimates the contribution of individual states to future rewards regardless of how far in the future the rewards occur, thus avoiding the unnecessary credit given to intervening unrelated events. These more sophisticated methods still only credit the actions that were actually selected by the agent before observing the outcome.

It is even more efficient to credit *all* the relevant actions, regardless whether they were taken or not, whenever an outcome and the corresponding reward is observed (Figure 1c). Harutyunyan et al. (2019) propose Hindsight Credit Assignment (HCA) to estimate the likelihood of actions being selected in a state given that a certain outcome is observed later in the trajectory. They use this learned *hindsight distribution* over actions to define a relevance measure that is used to credit all actions in visited states. Mesnard et al. (2021) generalize the notion of future outcome and explicitly condition on the whole future trajectory instead of a single future outcome. If these all-actions algorithms are equipped with

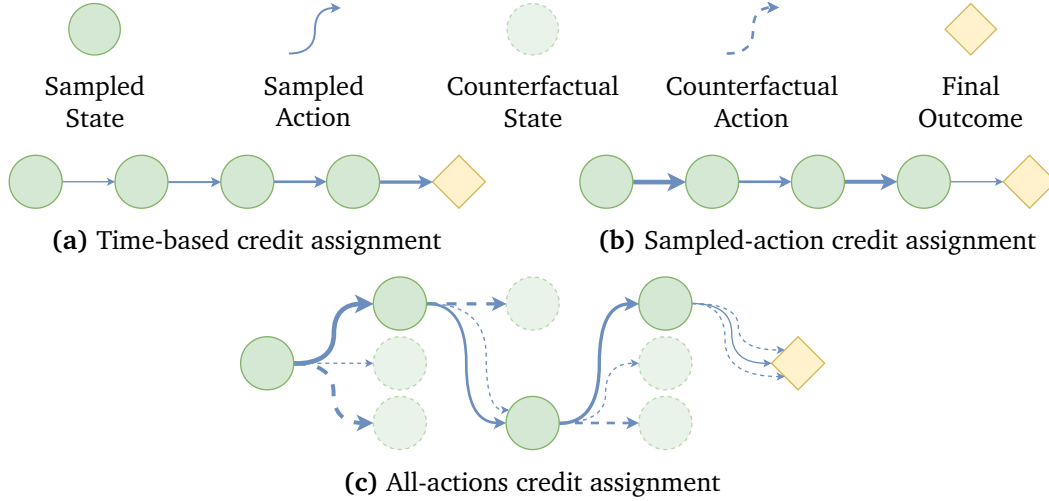


Figure 1: The credit assignment problem is concerned with identifying the actions which lead to outcomes of interest, represented with a yellow diamond in the figure above. Credit is assigned to actions based on their perceived relevance, which we represent with the width of the corresponding arrow in the figure. (a) The time-based credit assignment algorithm gives credit based on the temporal distance between the action and the outcome. (b) Sampled-action credit assignment methods might use more sophisticated measures of relevance than time, but still only credit actions that were taken by the agent. (c) All-actions credit assignment algorithms credit all actions according to some relevance measure, even if they were not taken, i.e. counterfactual actions, represented by dashed edges.

prior knowledge, they can counterfactually credit actions without ever trying them. This is especially useful when certain actions are dangerous, expensive, or unethical, such as in safety critical applications in robotics or in healthcare.

In this thesis we choose to investigate Hindsight Credit Assignment (HCA) as it provides a simple, fundamental and easily extendable framework. A perfect estimation of the hindsight distribution provides the advantages of lower variance and higher sample efficiency. However, it is difficult to estimate hindsight in practice, since it not only needs to capture information about the environment, but also about the acting policy. Exploiting causal relationships between actions and their effects, can potentially make this estimation easier and more precise (Schölkopf et al., 2021). This thesis aims to take the first step towards improving HCA through causal reasoning, given a known causal graph. We identify the main points of improvements in the current algorithm and extend it to factored state representations, which we use to represent causal relations between the variables in the environment¹.

1.1. Contributions

This thesis aims to augment HCA with the ability to exploit causal relationships existing in its environment. To be able to improve HCA in such a way, we must first identify the key areas and scenarios where it struggles. Thus, we first take a closer look at HCA and empirically investigate its capabilities. We test it on several tasks, where learning the specific actions that lead to desired outcomes is crucial. In particular, we extend two diagnostic tasks, Shortcut and Delayed Effect introduced by Harutyunyan et al. (2019), by manipulating the number of states, actions and other hyperparameters. These new versions not only provide more difficult challenges, but by being able to tune specific settings of the environments, we can target particular possible weaknesses of the HCA algorithm to gain deeper insights. While these two environments can already highlight important patterns about the performance

¹The code for this thesis can be found at: <https://github.com/Matyasch/factored-hca>

of HCA, they are limited by the fact that agents are required to learn a single correct action in a single state to achieve optimal returns. To address this, we introduce a new environment, Tabular Pong, where agents need to discover the correct action sequences in different scenarios over a diverse state space. In Tabular Pong, a single trajectory can contain sequences where always selecting the right actions is necessary for an outcome, and sequences in which multiple actions can lead to the same future state. This makes Tabular Pong a challenging task where agents should benefit from effective credit assignment algorithms.

Our work is partitioned into five following sections. Section 2 discusses the fundamentals of causal graphs and RL, including a formal treatment of environments, agents, and credit assignment. We review related work about other credit assignment algorithms in Section 3. Section 4 contains our empirical investigation of HCA. Sections 4.1 and 4.2 present the description of our experimental setups and the baseline models. Section 4.3 establishes and provides empirical evidence for our main finding, that the state-conditional HCA estimation algorithm struggles to keep up with the changes of the hindsight distribution due to the ever-changing policy that is learned in parallel.

Then we look into various directions to address this problem. In Section 4.4.1 we demonstrate that augmenting the hindsight estimator with expert knowledge about the environment can increase the performance of HCA. Policy learning with the perfect hindsight distribution can significantly outperform the baseline on all tasks. In Sections 4.4.2 and 4.5.1 we experiment with speeding up the learning process of the estimator using additional episodes sampled from the environment, and find, that using experience collected by a different behaviour policy than the target policy can actually harm the learning of the hindsight distribution. Additionally, in Section 4.5.2, we explore augmenting the hindsight estimator with the policy as a prior, as proposed by [Alipov et al. \(2021\)](#), and provide empirical evidence about the policy prior’s ability to effectively support the hindsight estimator to keep up with the changing policy.

In Section 4.6 we conduct a study about the immediate reward estimator that is part of the original formalization of HCA and find that reweighting the observed reward, or even simply ignoring it, can outperform the original algorithm on our tasks. Finally, to prepare future research on more complex tasks, we implement novel ways to represent state pairs in the hindsight distribution using embedding vectors in Section 4.7. The difference in learning performance between the different methods of representing state pairs, gives us insight about the structure of the state space in terms of hindsight. In particular, our results indicate that the same state carries distinct information over state pairs, and thus highlight the difficulty of sharing state representations between pairs.

The second part of the thesis, Section 5, investigates HCA in environments where states are factored into state components. Such state representations often arise in complex tasks, and handling them is critical if we wish to perform causal reasoning about the dynamics of the environment. These components can represent different aspects of the current observation, some of which might be irrelevant to future outcomes of interest. We simulate this scenario by extending Shortcut, Delayed Effect and Tabular Pong with noise factors. We introduce these tasks in Section 5.2 along with factored HCA, a modified HCA method, which utilizes expert knowledge about the causal relationships of these factors, making it significantly more sample efficient. In Section 5.3, we show, that factored HCA always outperforms the original version, and beats the time-based credit assignment baseline over several tasks.

Finally, Section 6 summarizes our findings, and suggests possible next steps to develop more practical variants of the HCA algorithm, and to combine it with existing methods to potentially make them more sample efficient.

Overall, our contributions are summarized as follows:

- We present new, more difficult versions of Shortcut and Delayed Effect and introduce Tabular Pong, a challenging task where trajectories often contain irrelevant actions and chains of necessary actions. We use these environments to investigate empirical properties of the state-conditional HCA and explore multiple methods to improve it.
- We explore different representations of the state pairs the hindsight distribution is conditioned on, through embedding vectors. We propose EmbeddingSHCA, a group of state-conditional HCA algorithms that utilize these embeddings. We use these representations to analyse the structure of the state-pair space of hindsight.
- We introduce the factored hindsight distribution, which can exploit causal information by ignoring the state variables that do not contribute to future outcomes. We test the factored HCA models on tasks augmented with noise factors, and show that it outperforms the baseline HCA.

Section 2. Preliminaries

This section introduces the necessary background information to understand all concepts throughout this thesis. First, in Section 2.1, we introduce the concept of causal graphs, which we will use in conjunction with RL in later sections. Section 2.2 provides a high-level introduction to RL and establishes its main goals and challenges. The characterization of the typical environments and tasks is described in Section 2.3. Section 2.4 breaks down what an RL agent is, and how it *learns*. Then, Section 2.5 goes in-depth about the idea of the return and introduces the main focus of this thesis.

2.1. Causal Graphs

Causality is the study of how variables cause other variables in a system (Pearl, 2009; Peters et al., 2017; Spirtes et al., 2000). While probabilistic methods model the observational distribution of the data, causality models the data generating process. These causal models can potentially help us develop more robust, generalizable and explainable AI methods (Schölkopf et al., 2021). In this section, we cover some basic concepts of causality, focusing on causal graphs. We start with the basic concepts of regular graphs and introduce more advanced concepts incrementally.

Directed Acyclic Graphs. A graph G is a tuple (V, E) of vertices/nodes V and edges E , connecting the nodes. An edge always connects exactly two distinct nodes, and there is at most one edge connecting two nodes. A Directed Acyclic Graph (DAG) is a graph in which the edges are directed, going from one node and into another one. The node where the edge starts from is called the *parent*, and the edge points to the *child*. To refer to the set of parent nodes of a node X , we write $Pa(X)$. We say that there is a *directed path* from a node X to node Y , if there exists a sequence of distinct nodes such that every node is the parent of the subsequent one, and X is the first while Y is the last node in the sequence. As the name suggests, DAGs are also acyclic, which means that there are no cycles, i.e. there is no directed path from a node to itself.

Bayesian Networks. A Bayesian Network (BN) allows us to represent our assumptions about the conditional (in)dependencies of variables using a DAG, which contains a node for each variable. Intuitively, the directed topology of the graph suggests the way variables should influence each other, according to our assumptions. Concretely, it encodes conditional independences. Figure 2 shows how changing the directions of edges in BNs can entail the same conditional independences, or conversely, how one set of assumptions about conditional independences can imply various graphs. On this example, no two variables between X, Y and Z are independent, but X and Z are conditionally independent given Y . These assumptions allow us to draw BNs, such that there is an edge between X and Y , and between Y and Z , because they are not independent. However, we can remove the edge between X and Z , because they are conditionally independent given Y . Finally, Y cannot be a collider because that would make X and Z independent, and conditionally *dependent* given Y . These instructions allow us to draw multiple possible graphs, which visually highlights why correlations cannot be simply considered as causal effects.

Even with these limitations, BNs are very useful in practice as they allow us to decompose complex distributions into smaller, local conditional dependencies of variables given the variables corresponding to their parents. We can define BNs in terms of factorizations of joint probabilities.

Definition 2.1. Given a set of random variables X_1, \dots, X_N , and a DAG $G = (V, E)$ such that each random variable X_i is represented by a single node $i \in V$, we say that the joint probability of the random

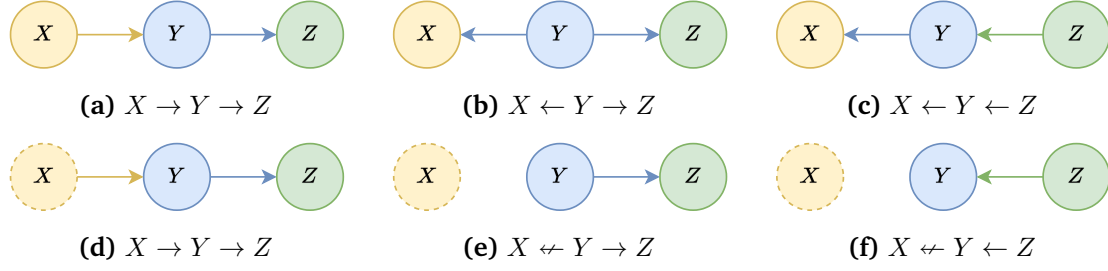


Figure 2: After gathering observation data over three random variables, X, Y and Z , we assume that no two variables are independent, but X and Z are conditionally independent given Y . These assumptions allow us to draw several BNs, such as the ones shown on Figures 2a, 2b and 2c. To reduce the number of possibilities, we can perform interventions on X , and measure the post interventional distributions of Y and Z . The graphs induced by these interventions are shown on Figures 2d, 2e and 2f. If our measurements show that the post-interventional probabilities are equal, then we can conclude that X does not cause Y and that only the graphs shown on Figures 2b and 2c are possible. On the contrary, if we find that they are not equal, then we have found the true causal graph on Figure 2a.

variables $p(X_1, \dots, X_N)$ factorizes over G if:

$$p(X_1, \dots, X_N) = \prod_{i \in V} p(X_i | X_{j \in Pa(i)}),$$

where $Pa(i)$ is the set of parents of the node i in the graph G . A Bayesian Network is a tuple (G, p) of a DAG G and a joint probability distribution p over some random variables, such that p factorizes over G .

One way to construct a BN for a distribution, is to choose a factorization of the joint distribution by applying the chain rule on an ordering of the variables, and then simplifying the factorization by exploiting the conditional independence that are valid in the distribution. The final simplified factorization defines the graph such that the parents of a node i correspond to the set of variables which condition X_i in the simplified chain rule. Different graphs from the same set of conditional independences arise, because of the various ways we can order the variables when applying the chain rule. This shows that in general there are many BN that can represent a given distribution, so we cannot interpret their edges as causal relations.

Causal Bayesian Networks. In general, there are many BNs that can be used to represent joint probability, but only one of them represents the true causal graph. As Figure 2 shows, conditional independences in a single distribution are not always enough to pinpoint the true causal graph. To discover causal relationships, we often need to manipulate the values of variables such that they are not influenced by other variables. If manipulation of one variable (such as changing the time on our watch) does not influence the distribution of another variable (the time of day), then we can be sure that the former variable does not cause the latter, even if they are not independent. Conversely, a variable X has a causal effect on Y if manipulating X changes the distribution of Y .

In causality, we call such manipulation an *intervention* on the variable, and the previous statement as the interventional definition of causal effect. Since regular conditional probabilities cannot express interventions, we need to introduce the *do* operator, which indicates that the variable was intervened on. We consider the $do(X_{i, \dots, j} = x_{i, \dots, j})$ operator to fix the set of random variables $X_{i, \dots, j}$ to the specified values $x_{i, \dots, j}$, without any regards to conditional distributions. Thus, the influence of a variable on an intervened one is completely eliminated. Using the *do* operator, we can define causal effects in mathematical terms.

Definition 2.2. The random variable X has a causal effect on the random variable Y if there exist two values, x and x' , such that

$$p(Y|do(X = x)) \neq p(Y|do(X = x'))$$

Now we can define an alternative to BNs that can capture causal effects. Intuitively, a Causal Bayesian Network (CBN) is a BN in which edges represent direct causation and thus the parents of a node i represent the direct causes of the variable X_i . We will refer to the DAG defined by a CBN as the *causal graph*. Formally, we can define CBNs using the *do* operator as

Definition 2.3. A Causal Bayesian Network is a Bayesian Network, such that for every subset of nodes $W \subset V$, the following holds:

$$p(X_{i \in V} | do(X_{i \in W} = x_{i \in W})) = \prod_{i \in V \setminus W} p(X_i | X_{j \in Pa(i)}) \mathbb{1}_{X_{i \in W} = x_{i \in W}},$$

where $\mathbb{1}_{a=b}$ is the indicator function, which is 1 if $a = b$ and 0 otherwise.

Intuitively, the above definition says that the conditional probabilities of observed (not intervened) variables given their parents (direct causes) do not change, no matter what interventions we do. This also implies that only the conditional distributions of the intervened variables change. The restriction of $\mathbb{1}$ is used to zero out all the distributions conditioned on intervened variables having values that are different from what the intervention established.

As mentioned before, the *do* operator nullifies all influences of other variables on the intervened variable. We can also represent this effect on the graph, by removing all incoming edges from nodes that correspond to intervened variables. Figure 2 shows how intervening on just one variable can already let us rule out possible candidates of graphs as causal.

2.2. Reinforcement Learning

Reinforcement Learning is one of the main fields of contemporary artificial intelligence research. It aims to develop algorithms that enable artificial agents to learn what actions to do in order to achieve *goals* of interest, guided by rewards. For example, a goal can be to perform a successful brain surgery, where agents could receive rewards based on the recovery of the patient, or to cook a tasty breakfast, where rewards can indicate how well the ingredients were prepared. All of these goals require the correct sequence of actions that RL agents need to find, usually through trial and error, by interacting with their *environment*. The environment yields a numerical reward after every action, indicating how beneficial the strategy of the agent is. Thus, higher total rewards imply better agent performance. Throughout this thesis, we describe the RL problem following [Sutton and Barto \(2018\)](#):

The Reinforcement Learning problem is the learning of how to map situations to actions that maximize the expected cumulative reward, called the return.

By translating goals into rewards, RL makes it possible to train agents towards goals that we do not know how to achieve, or the optimal solution would be too difficult to describe precisely. For example, determining the optimal action for each possible chess board is impossible due to the extremely large number of possible board configurations. However, if we simply assign a higher reward to victory and a lower one to defeat, an RL agent can learn increasingly better strategies with the more games it plays. However, the reward signal does not take all responsibility away from the task designer. A classic example is also giving rewards to a chess agent for eliminating opponent pieces from the board.

While it is usually beneficial to weaken the opponent, it does not capture the true task of the agent and can push it towards over-aggressive, suboptimal strategies.

The game of chess highlights two important issues RL methods need to address. The first one is the lack of an exact solution. Even if a solution can theoretically exist (Schwalbe and Walker, 2001), we have no way of evaluating the agent for every possible chess board. Thus, even if we find a convincing strategy, we cannot prove that it solves the task. The problem of complexity often arises for practical problems, where we can only approximate the optimal behaviour. Thus, agents should be motivated to *explore* new strategies that might result in higher rewards. However, exploration seldom leads to improvements, especially when a good strategy is already found. This makes it costly and potentially dangerous in situations where the agent already carries a real life responsibility while it is still learning. This challenge is termed as the trade-off between exploration and *exploitation*. Even if this is not a concern, RL agents are susceptible to get stuck in local optima if proper exploration is not ensured, for example, if a suboptimal strategy is better than all similar ones.

The second difficulty is the potential delay of rewards, which is the focus of this thesis. In many tasks, rewards are observed much later than the actions that caused them. Chess is, again, a useful example for this, where key moves could have happened in the beginning, but the agent only finds out the outcome of the game after all actions have been selected, even though some actions might have made the outcome much more likely than others. Given an infinite amount of tries, the agent could find out which actions are expected to result in higher rewards even if those are delayed, but this is not computationally feasible. To make RL a useful tool in practical applications, we need to find more efficient ways to assign credit to the right actions. Indeed, efficiency is a key open question for RL research (Buesing et al., 2018; Lu et al., 2020; Pitis et al., 2020; Schölkopf et al., 2021; Seitzer et al., 2021; Tsividis et al., 2017).

2.3. Markov Decision Processes

In general, everything that the agent cannot fully control or arbitrarily change is part of the environment. For example, the surroundings of a robot are part of its environment, because the ways it can affect it are usually defined by external rules, such as physics or a simulator. Similarly, sensors of the agent are also part of the environment, as their function usually cannot be changed by the agent. The possible actions the agent can take are also defined by the environment as well as the observed rewards, which characterize the task itself. Finally, in case of *sequential* decision-making, the environment also accounts for how all of these objects, situations, actions and rewards, interact with each other. In RL, all of these responsibilities are mathematically formalized by the family of Markov Decision Processes (MDPs). Thus, we will use environment, task and MDP interchangeably.

MDPs provide an interface for the agent through which it can interact with the environment. The MDP receives the selected action of the agent, generates a reward based on the action and the *state* of the environment, and applies the action to the environment. Then, it presents the subsequent state and the reward, which the agent observes. The agent uses the observed state to select its next action, and the reward to possibly update its strategy. This continuous interaction is shown in Figure 3a. Observed states and rewards are represented as S and R respectively, and the selected actions as A . We consider them to be random variables, whose values are constrained by corresponding sets called the state space \mathcal{S} , the reward space \mathcal{R} and the action space \mathcal{A} , which we assume to be all finite. Following the notation of Sutton and Barto (2018), we use capital letters for these random variable, such as S , A , R , and lower case for their values, such as s , a , r .

Figure 3a assigns to all states, rewards, and actions a subscript, t or $t + 1$. The t stands for *time-step*, a fundamental concept of MDPs. Time is broken down into these discrete units that increase every time

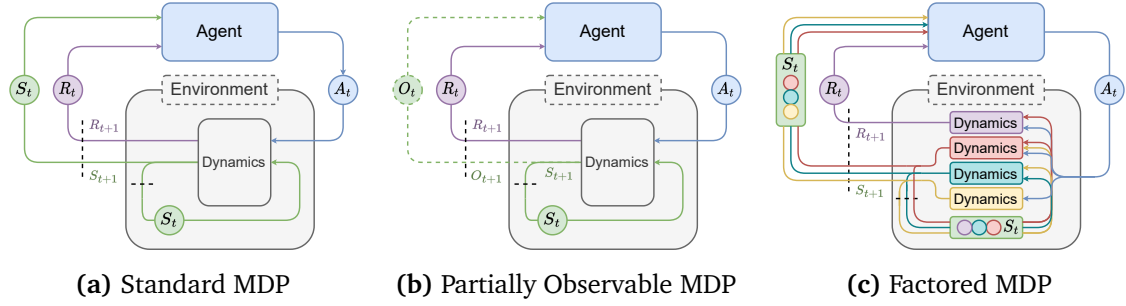


Figure 3: Visualizations of different types of MDPs, based on Sutton and Barto (2018). An MDP provides an interface to the agent, presenting a state S_t and a reward R_t at every time-step t . The agent observes these signals and selects an action A_t . Then time moves forward to time-step $t + 1$ and based on the action and the state, the MDP presents a new state S_{t+1} and reward R_{t+1} . (a) The standard MDP, where states have the Markov property. (b) In Partially Observable MDPs (POMDPs), the agent receives observations O_t , while the environment hides the true state S_t . (c) Factored MDPs decompose the state into state variables. The dynamics also decomposes into separate functions for the reward, and each state variable has separate, which are not necessarily conditioned on the full state.

the agent interacts with the environment. Thus, time always moves forward from some time-step t to $t + 1$ with each action A_t , resulting in a new state S_{t+1} and reward R_{t+1} . This formulation of time is a necessary constraint for theory, but often violated in real life problems, where the environment might continue changing between actions. The training of an agent is often split into training sequences, called *episodes*, which end when some condition becomes true. This condition can be that the agent solved or failed the task, or that it has reached the maximum value of time-steps T . Some tasks, called *continuing* tasks, do not break down into episodes. However, all MDPs considered in this thesis are episodic. The sequence of states, actions, and rewards in an episode is called a *trajectory*, formally defined as $\tau = \{S_0, A_0, R_1, \dots, S_{T-1}, A_{T-1}, R_T, S_T\}$. Episodes end in the *terminal* state at time-step $t = T$, after which a new episode starts from $t = 0$ and usually one of the designated starting states S_0 . With MDPs, the return can be simply defined starting from any time-step t , as $G_t = \sum_{k=t}^{T-1} \gamma^{k-t} R_{k+1}$, where $0 \leq \gamma \leq 1$ is called the *discount rate*. The discount rate is a theoretical requirement for continuing tasks, as a discount rate of $\gamma < 1$ ensures that the return is finite. According to the RL problem, agents need to maximize the expected return $\mathbb{E}[G] = \mathbb{E}[G_0]$.

The interface provided by the MDP usually hides the inner workings of the environment and makes it unchangeable to the agent. This hidden mechanism driving trajectories is called the *dynamics*.

Definition 2.4. *The dynamics of an MDP is defined to be the function*

$$p(\tilde{s}, r | s, a) = \Pr\{S_t = \tilde{s}, R_t = r | S_{t-1} = s, A_{t-1} = a\},$$

where s and \tilde{s} are states, a is an action and r is a reward.

This formulation enforces two cardinal aspects about the dynamics of MDPs. The dynamics function maps to probability distributions, thus the mechanism of the MDP does not need to be deterministic. This is not only true for the way states progress, but often also for the rewards that the agent observes. This is the reason for the RL problem being characterized by *expected* returns, and for states, rewards and actions being random variables.

The other key element is that the probabilities of values for the new state and reward are completely determined by values of the previous state and the selected action. This constraint about states is called the *Markov property*, and it implies that state-values at a certain time-step t capture all relevant information about the past that would make a difference for the next time-step $t + 1$. Since the Markov

property applies at all time steps, states actually only need to capture all relevant information about the previous state and the previously selected action. This sometimes includes information that predestines the probability of a future reward, by passing this information along, step by step, until it gets expressed in a future reward. For example, since chess is a perfect information game, its states have the Markov property. However, the reward for victory or defeat is delayed until the end of an episode, often meaning that all intermediate rewards are 0 even though some actions are better than others. This is one of the ways delayed rewards can arise in MDPs.

The dynamics function can be used to define other useful functions, such as *state-transition probabilities*:

$$p(\tilde{s}|s, a) = \Pr\{S_t = \tilde{s} | S_{t-1} = s, A_{t-1} = a\} = \sum_{r \in \mathcal{R}} p(\tilde{s}, r | s, a), \quad (1)$$

or the *expected immediate reward*:

$$r(s, a) = \mathbb{E}[R_t | S_{t-1} = s, A_{t-1} = a] = \sum_{r \in \mathcal{R}} \sum_{\tilde{s} \in \mathcal{R}} p(\tilde{s}, r | s, a) \quad (2)$$

Often, these quantities can be estimated well even if we do not have access to the true dynamics function of the environment.

2.3.1 Partially Observable MDPs

Many tasks cannot be turned into MDPs because states observed by the agent do not conform to the Markov property. For example, all games with imperfect information, such as poker and bridge, violate this property. For such games, future states are not only determined by the state S_t that the agent observes, but also by unobserved causes, like the cards of the opponent or the order of the deck. Many real-world applications, where capturing all relevant information about the past is infeasible, contradict the Markov property assumption. Robots seeing through cameras might have blind spots, making them unable to observe their complete surrounding at all times, even though events of interest might be happening there. Sometimes, the source of hidden information is time, as it is often impossible to determine movement from an image observed at a single time-step (Mnih et al., 2013).

MDPs in which the observed state does not have the Markov property are called POMDPs. In POMDPs, the true state, which completely determines the next state given an action, still exists, but it is hidden from the agent. Thus, POMDPs make a difference between states and *observations*. Consequently, the interface of a POMDPs, shown in Figure 3b, is almost the same as for MDPs, except that it returns observations, denoted by O , instead of states. The true state S remains latent in the POMDP but continues to influence the dynamics of the environment.

2.3.2 Factored MDPs

States and observations come in many flavours depending on the environment and the agent. Small environments often represent states by a unique identification number, making them simple categorical variables. Factored MDPs instead decompose states into separate random variables, which are also called factors or components. State factors usually define some *structure* of the state space that defines how the components interact with each other. The modelling assumption behind factored MDPs is that environments are made up of sparsely interacting systems, thus state components are only affected by a few other components from one time step to another. This can potentially make learning and planning for agent much easier in complex problems, where this assumption often holds.

For example, a (robot) chef can consider ingredients as state components and break down state into the preparedness of each ingredient separately. Making decisions is much easier for the chef if it knows

that the preparedness of the rice at the current time step only depends on its preparedness in the last time step and the temperature of the water, but not on the shapes of vegetables on the cutting board, or how warm the oil is in a separate pan. The chef can then efficiently learn cooking and plan ahead by grouping states together that require a similar action. For example, cutting vegetables should be done the same way over several stages of rice preparedness.

In practice, we represent factored states with vectors, $\mathbf{s} \in \mathcal{S}^1 \times \dots \times \mathcal{S}^n$, where each state variable has a corresponding dimension. As discussed earlier, the benefit of factored MDPs arises from also decomposing the dynamics function, such that states and rewards are only conditioned on state components from the previous time step that influence them. This definition allows us to represent factored MDPs as CBNs. In particular, state factors, actions, and rewards at every time step correspond to causal variables, and their influence on each other are considered as causal relationships. Then, we can decompose the state transition probabilities (Equation 1) into separate distributions for each state variable, s^i , where the distribution is only conditioned on the set of influential components, thus the parents $Pa(i)$ in the causal graph:

$$p(\tilde{s}^i | \mathbf{s}, a) = Pr\{S_t^i = \tilde{s}^i | S_{t-1}^{Pa(S_t^i)} = \mathbf{s}^{Pa(S_t^i)}, A_{t-1} = a\} \quad (3)$$

Note that state components that do not appear on the conditioning side might still influence \tilde{s}^i through the conditioning variables $S_{t-1}^{Pa(S_t^i)}$ and A_{t-1} , if they influence them in earlier time steps. For many tasks it is also useful to decompose actions the same way as states, however we do not consider such action representations.

Factored MDPs have been previously explored by [Boutilier et al. \(2000\)](#); [Guestrin et al. \(2003\)](#); [Kearns and Koller \(1999\)](#). Besides the fully observable case, factored representations have also been extended to POMDPs ([Hansen and Feng, 2000](#)). Recently, the cross-pollination between RL research and causality ([Pearl, 2009](#)) has brought factored state representations into the focus again ([Feng et al., 2022](#); [Huang et al., 2021](#); [Pitis et al., 2020](#); [Seitzer et al., 2021](#)).

2.4. Policies and Learning

While the previous section gave a restrictive description of agents through the definition of environments, an agent can still contain many components, such as learned estimators of the environment dynamics, or perhaps changeable parameters of an image processing network. However, all RL agents include one core element, the *policy*. The policy is a function mapping all possible states to probability distributions over the possible actions. The probability of an action a defined by the policy distribution for a state s is denoted as $\pi(a|s)$. In this thesis, there is an *actor* that samples actions according to the policy distribution, hence we will use actor and policy interchangeably. However, in other cases, the actor might have other selection strategies, such as always choosing the action with the highest probability mass.

The goal of a RL method is to find the policy that maximizes the expected return. This concept is formalized by *value functions*, which describe the expected return with respect to a given policy. The *state-value function* $v_\pi(s)$ maps a state s to the expected return according to the given policy distribution by π . It tells us the “quality” of the state s if we follow policy π , or from another perspective, the quality of policy π in the state s . The *action-value function* $q_\pi(s, a)$ also gives us the expected return, but conditioned on taking action a in s and only then following the policy. It tells us how beneficial it is to take action a in s .

Definition 2.5. *The state- and action-value functions are formally defined as*

$$v_\pi(s) = \mathbb{E}_\pi[G_t | S_t = s] \quad (4)$$

$$q_\pi(s, a) = \mathbb{E}_\pi[G_t | S_t = s, A_t = a] \quad (5)$$

The optimal policy π^* is the one whose state-value function is greater or equal than for all other policies over all possible states, i.e., $\pi^* = \arg \max_{\pi} v_{\pi}(s), \forall s \in \mathcal{S}$. RL algorithms use the trajectories observed by the agent through its interaction with the environment to continuously update the policy and increase its value functions until an optimum is found. These trajectories are inherently stochastic because of randomness in the policy and the environment dynamics. Some algorithms aim to find the exact optimal policy. However, on large environment, the amount of episodes required for this goal makes these algorithms unfeasible. In those cases, we can instead approximate the optimal policy.

2.4.1 REINFORCE

Tasks with visual inputs or other high dimensional state representations have combinatorially intractable state spaces, for which finding the optimal policy is infeasible. In this case, we aim to approximate the policy function such that its strategy generalizes over the state space. For example, a self-driving car should not need to be optimized for each street in the world individually, but learn how to drive on any of them by extrapolating from previous experience. In this thesis, we will conduct experiments using a method to learn an approximate policy called REINFORCE (Williams, 1992).

The REINFORCE algorithm is part of a family of algorithms called *policy gradient methods*. These methods learn a parameterized policy function π_{θ} directly by optimizing its parameters, denoted by θ . The parameters are updated using stochastic gradient ascent to maximize a performance measure of the parameters $J(\theta)$:

$$\theta' = \theta + \alpha \widehat{\nabla_{\theta} J(\theta)},$$

where $\widehat{\nabla_{\theta} J(\theta)}$ is the estimation of the true gradient and α is the learning rate. The gradient ascent is stochastic, because the estimation of the true gradient is based on batches of stochastic trajectories. The following theorem allows us to replace the gradient with terms that make this estimation feasible.

Theorem 2.6 (Policy gradient theorem (Sutton et al., 1999)). *Given a policy π_{θ} , if the performance measure is defined to be the state-value function of the starting state $J(\theta) = v_{\pi_{\theta}}(s_0)$, then its gradient is proportional to an expression in which all elements can be estimated:*

$$\nabla_{\theta} J(\theta) \propto \sum_{s \in \mathcal{S}} d^{\pi}(s) \sum_{a \in \mathcal{A}} q_{\pi_{\theta}}(s, a) \nabla \pi_{\theta}(a|s),$$

where $v_{\pi_{\theta}}(s_0)$ and $q_{\pi_{\theta}}(s, a)$ are the state- and action-value functions, and $d^{\pi}(s)$ is the on-policy distribution describing how many times the policy visits state s in expectation.

The REINFORCE algorithm formalizes how to estimate the above expression with trajectories sampled from the environment. It replaces the possible values of random variables with sampled observations and expectations. Particularly, $d^{\pi}(s)$ is replaced by the expectation under the policy π_{θ} , the values s and a are replaced by sampled events S_t and A_t in this expectation, and the value function $q_{\pi_{\theta}}(s, a)$ is also replaced by the sampled return G_t accordingly. The REINFORCE update step of policy parameters is then given by

$$\theta' = \theta + \alpha G_t \nabla_{\theta} \ln \pi_{\theta}(A_t|S_t) \quad (6)$$

This rule updates the parameters such that the likelihood of taking A_t changes according to the observed return G_t . Negative returns decrease the likelihood, while positive ones increase it. This change is scaled not only by the volume of the return, but also by the policy probability of taking the action (because of the gradient rule for natural logarithms). The latter forces the parameters of frequently taken actions to update slower. This ensures that many small scaled returns following a frequent action do not outweigh the few but substantial returns caused by a rarely selected one.

Additionally, the REINFORCE update can also contain a *baseline*, which is a learned estimation of the state-value function subtracted from the sampled return (Williams, 1992). Thus, the update rule of REINFORCE with baseline is given by:

$$\theta' = \theta + \alpha (G_t - \hat{v}_w(S_t)) \nabla_{\theta} \ln \pi_{\theta}(A_t|S_t) \quad (7)$$

where $\hat{v}_w(s)$ is the baseline function parameterized by w . Formally, the baseline reduces the variance of update steps. Intuitively, the baseline adds context to the observed return and the difference describes the *advantage* of taking A_t instead of other actions. If we observe a positive return, but the expected value of the state is even higher, then the selected action is actually disadvantageous and its likelihood in the policy should decrease. The same way, even though a return is negative, it might still be higher than the ones we usually observe, making A_t a good choice.

2.5. Credit Assignment

As mentioned earlier, one of the biggest challenges in RL is the potential delay of rewards. The problem with these delays is that they are usually irregular and unpredictable. In the forward view, when we take an action, we usually do not know when in the future it will cause a reward to be observed. In the backward view, it means that when we observe a reward, we cannot be sure which previously selected action has caused it. Thus, we need some mechanism to decide which actions should be *credited* for observed rewards. This is the problem of credit assignment (Minsky, 1961).

Definition 2.7. *The Credit Assignment problem is the problem of determining the contributions of actions towards outcomes.*

Proper credit assignment is crucial for RL, because crediting the wrong actions can slow down learning by misleading the agent. However, the most commonly used credit assignment method can be often disadvantageous. To see this, we can look at the REINFORCE update step, given by Equations 6. Here, the taken action A_t is credited for future outcomes through the return $G_t = \sum_{k=t}^{T-1} R_{k+1}$. This means that A_t at any time-step t , is credited for all future outcomes equally, even if it was unnecessary or perhaps detracting from reaching those outcomes. As long as the future outcome was observed, A_t takes credit for it, along with all other actions that were taken before the outcome. With infinite amount of training data, the agent can eventually figure out which actions are beneficial, by observing higher future returns after selecting them on average, compared to other actions. This property is sufficient for theoretical proofs, but it can be inefficient for practical problems.

In practice, most algorithms use discounted returns with a discount rate of $\gamma < 1$, even when they are applied on episodic tasks because it introduces *time* as the ultimate measure of relevance. By increasingly discounting future rewards, it credits recent actions more than further ones. Because of this, the time-based credit assignment algorithm cannot deal with delayed rewards. Its assumption, that temporal distance indicates relevance, exactly contradicts the idea that actions might cause rewards observed later in the episode.

We can define alternative measures for relevance that do not rely on time, and reweight or alter observed rewards. We call this *reward shaping* (Laud, 2004), and we will review a few state-of-the-art methods in detail in Section 3.1. Reward shaping methods aim to immediately credit actions for outcomes without having to consider other intermediate states. They can also be used to credit actions for outcomes that only contribute to solving the task indirectly, for example by encouraging exploration. However, excessive reward shaping can divert the agent from the original task.

Actor-critic methods avoid the task of explicitly crediting actions for future rewards by replacing them with an aggregate approximation, called the *critic* (Sutton and Barto, 2018). The critic is a learned

value function, like the baseline, but it is used to substitute the observed return. This means that the critic takes the full responsibility of credit assignment. In particular, we can use an estimated action-value critic to replace q_{π_θ} in Theorem 2.6. Alternatively, we can use a state-value critic to replace the return starting at some future time-step, which in this context is called *bootstrapping*. If a value function is used both as a critic for bootstrapping and also as a baseline, then we get an actor-critic method (Mnih et al., 2016) that employs reward shaping (Ng et al., 1999), by replacing rewards with estimations of the advantage. Usually, critics are estimated using the observed discounted return, thus have the same drawbacks.

Conditioning functions on any action, not just the ones that were actually taken, gives way to methods that can be used to also credit actions counterfactually. Updating the policy for all possible actions according to how much they *would* contribute to an observed future outcome can potentially yield RL methods that are not only unbiased in their credit assignment, but also more efficient. Now, we will introduce the method this thesis investigates, that aims to accomplish exactly this.

2.5.1 Hindsight Credit Assignment

Hindsight Credit Assignment (HCA) by Harutyunyan et al. (2019) captures the relevance of an action, a , towards achieving an outcome, through the likelihood that the action a was taken, given that this outcome is later observed. The *hindsight distribution* captures this likelihood over *all* actions in a state. We rephrase the original definitions using our notation as:

Definition 2.8. *The hindsight distribution gives us the probability that an action a was selected according to policy π in the initial state s of a trajectory τ , given the outcome $f(\tau)$.*

$$h(a|s, \pi, f(\tau)) = \mathbb{P}_{\tau \sim \pi}(A_0 = a | S_0 = s, f(\tau)) \quad (8)$$

This likelihood, intuitively, means that if:

- $h(a|s, \pi, f(\tau)) = \pi(a|s)$, then the outcome gives us no new information about the likelihood of a being selected. Thus, a is not relevant to $f(\tau)$.
- $h(a|s, \pi, f(\tau)) > \pi(a|s)$ means observing the outcome indicates that a was more likely chosen than we would expect solely based on the policy. Thus, a is instrumental to reach $f(\tau)$.
- $h(a|s, \pi, f(\tau)) < \pi(a|s)$, consequently, suggests that our belief about a getting picked is lowered compared to not knowing about any outcome, thus a detracts from $f(\tau)$.

The authors experiment with two types of outcomes, future states and future returns.

Definition 2.9. *The state-conditional hindsight distribution captures the likelihood that an action a was taken in the state s , given that the future state $f(\tau) = \tilde{s}$ was reached in exactly t time-steps:*

$$h_t(a|s, \pi, \tilde{s}) = \mathbb{P}_\pi(A_0 = a | S_0 = s, S_t = \tilde{s})$$

Sometimes we are only interested about whether we reach the state of interest \tilde{s} at all, and less about how many time-steps it takes exactly. To remove the dependence on time-steps t , the authors introduce a *probability of survival* $\beta \in [0, 1)$, which describes the probability of reaching \tilde{s} at *some point* in the future, for each preceding time-step. This *time-independent state-conditional hindsight distribution* is denoted without t , as $h(a|s, \pi, \tilde{s})$. In practice, β can be implemented as a simple discount rate γ . The hindsight distribution can be used to reformulate the action-value (or the state-value) function.

Theorem 2.10. *Given the time-independent state-conditional hindsight distribution $h(a|s, \pi, \tilde{s})$ for all actions a , states s and \tilde{s} , and the policy π , the action-value function can be reformulated as*

$$q_\pi(s, a) = r(s, a) + \mathbb{E}_\pi \left[\sum_{k=t+1}^{T-1} \gamma^{k-t} \frac{h(a|s, \pi, S_k)}{\pi(a|s)} R_{k+1} \middle| S_t = s, A_t = a \right],$$

where $r(s, a)$ is the expected immediate reward (Equation 2). The proof can be found in the original paper. Comparing this action-value to the original formulation, given by Equation 5, highlights one of the main benefits of HCA. The only difference between the two formulations is that in HCA, every reward corresponding to a future outcome is weighted by the *hindsight ratio*, which acts as a relevance measure. If we consider Equation 5 to use discounted returns, then all other components, γ^{k-t} and R_{k+1} explicitly and $r(s, a)$ implicitly, appear identically in the expectation of the return.

If the action a is instrumental to the outcome S_k , then, through the hindsight ratio, it gets credited for R_k more than actions which are not relevant or detracting. Harutyunyan et al. (2019) argue that the true hindsight distribution accomplishes better credit assignment than simple discounted returns. However, the hindsight distribution is usually not known, but have to be estimated. For a sampled trajectory, the authors approximate the action-value function in the state S_t by estimating the expected immediate reward and the hindsight distribution:

$$\hat{q}_\pi(S_t, a) = \hat{r}(S_t, a) + \sum_{k=t+1}^{T-1} \gamma^{k-t} \frac{\hat{h}(a|S_t, \pi, S_k)}{\pi(a|S_t)} R_{k+1}, \quad (9)$$

where \hat{r} approximates the expected immediate reward through regression, and \hat{h} estimates the time-independent state-conditional hindsight distribution using cross entropy loss. The immediate reward has to be separately estimated because of the definition of the hindsight distribution. In $h(a|S_t, \pi, S_k)$, S_k is a *future* state. Thus, the immediate reward, R_{t+1} , should not be weighted by the hypothetical corresponding hindsight ratio including $\hat{h}(a|S_t, \pi, S_t)$, because that estimates the hindsight distribution for *returning* to this same state in the future.

We can use \hat{q} to create a new policy gradient method with the following update rule:

$$\theta' = \theta + \alpha \sum_{a \in \mathcal{A}} \hat{q}_{\pi_\theta}(S_t, a) \nabla_\theta \ln \pi_\theta(a|S_t), \quad (10)$$

where $\hat{q}_{\pi_\theta}(S_t, a)$ is the estimation given by Equation 9 for a parameterized policy π_θ . It is very important, that even though \hat{q}_{π_θ} is an estimation of the action-value function replacing q_{π_θ} in Theorem 2.6, it is *not* a critic, because it does not replace observed rewards by a learned value function. Instead, it sums them up like a regular (discounted) return, but reweights each future reward according to the hindsight ratio as a relevance measure. Thus, we can consider HCA to perform reward shaping.

The other advantage of HCA becomes especially apparent if we compare this update rule to REINFORCE, given by Equation 6. While REINFORCE updates the policy parameters only in the sampled action A_t , HCA can do it for *all* actions, even counterfactually.

According to the RL problem, agents ultimately aim to maximize the future return, even if that captures the goal of reaching certain states. The authors also propose a hindsight distribution that explicitly captures the RL problem by conditioning on future returns.

Definition 2.11. *The return-conditional hindsight distribution describes the probability that an action a was chosen in s according to π , given the fact that the future return g was observed:*

$$h_g(a|s, \pi, g) = \mathbb{P}_\pi(A_0 = a | S_0 = s, G = g)$$

In case returns are continuous or noisy, the authors use bins to discretize the return space and keep the number of hindsight distributions finite. The return-conditional hindsight distribution is used to reweight observed returns, instead of individual rewards, for better value estimations. For example, it makes it possible to have a baseline without the need to estimate the state-value function explicitly:

$$\boldsymbol{\theta}' = \boldsymbol{\theta} + \alpha \left(G_t - \frac{\pi_{\boldsymbol{\theta}}(A_t|S_t)}{h_g(A_t|S_t, \pi, G_t)} G_t \right) \nabla_{\boldsymbol{\theta}} \ln \pi_{\boldsymbol{\theta}}(A_t|S_t) \quad (11)$$

In this thesis, we focus only on the state-conditional version, because it estimates relationships between states explicitly, which we try to further improve through causal knowledge in Section 5. The state-conditional hindsight distribution also does not require an additional hyperparameter for the number of bins to collect similar returns. Finally, there is more literature available for the state-conditional version ([Alipov et al., 2021](#)).

Section 3. Related Work

In this section, we review some alternative methods for credit assignment. In general, all methods replace the observed return with a value that strives to better express the benefits of a selected action. As mentioned already in Section 2.5, there are two directions explored in literature. We first discuss methods that use reward shaping, like HCA, to reformulate the return by modifying individual observed rewards according to some relevance measure. Then we cover methods that bring new ideas to how value function should be estimated and used as baselines or critics. Finally, we separately cover a study that explores possible improvements to HCA, one that we will utilize extensively in this thesis.

3.1. Reward Shaping

Reward shaping methods aim to make the credit assignment problem trivial, by turning rewards into perfect expressions of how beneficial an action was. This makes outcomes, in terms of rewards, immediate, and thus removing the uncertainty stemming from delays entirely.

Contribution Analysis. A method that very explicitly works towards this, is called Return Decomposition for Delayed Rewards (RUDDER), by (Arjona-Medina et al., 2019). RUDDER learns to redistribute rewards in such a way that all future rewards caused by an action are summed up in the immediate reward. If this can be perfectly done, then we can construct a policy gradient method where the action-value function can be replaced by the expected immediate reward:

$$\theta' = \theta + \alpha r(S_t, A_t) \nabla_{\theta} \ln \pi_{\theta}(A_t | S_t)$$

where $r(S_t, A_t)$ is the expected immediate reward (Equation 2). In theory, once rewards are properly redistributed, the expected reward can be both estimated by a learned function or using observed samples. In practice, the authors use a learned regression model to predict the expected return of trajectories of state-action pairs, and use contribution analysis to identify the contribution of each pair towards the prediction. Based on these estimated contributions, either the observed or the predicted return is redistributed as immediate rewards to state-action pairs. The authors provide an extensive theoretical background for RUDDER and prove that learning is not hindered even when the reward redistribution is not optimal yet.

RUDDER is related to HCA because the objective of contribution analysis is similar to the objective of the return-conditional hindsight distribution, $h_g(a|s, \pi, g)$. They both aim to credit actions a according to their relevance to a given return, g . While RUDDER, in theory, uses a prediction of the whole return, HCA only considers the observed return after the action was taken. This makes sense, since actions cannot influence past rewards. More importantly, RUDDER only estimates the relevance of sampled state-action pairs, and thus it is only able to credit those.

Association Between States. HCA and RUDDER are *backward-looking* methods that distribute credit at the end of an episode. State-Associative Learning by Raposo et al. (2021) instead learns a *forward-looking* function, $c(S_t)$, that immediately predicts the portion that state S_t contributes towards some future reward R_{k+1} in some future state $S_{k>t}$. The prediction $c(S_t)$ can then simply get added to the observed reward in S_t , similarly to RUDDER.

The predictor function $c(S_t)$ is learned in a backward looking training scheme, in all future time steps k in a trajectory, by the following regression loss function:

$$\mathcal{L} = \left\| R_{k+1} - \sigma(S_k) \sum_{t=0}^{k-1} c(S_t) - r(S_k) \right\|^2$$

The role of $r(S_k) = \sum_{a \in \mathcal{A}} r(S_k, a)$ is the expected immediate reward (Equation 2) marginalized over all actions. Here, it accounts for the portion of R_{k+1} that the future state S_k itself contributes to it. If S_k is not fully predictive of its immediate reward, then the error between R_{k+1} and $r(S_k)$ can be contributed to previous states. The sum over $c(S_t)$ should equal to this error, and can be interpreted as the advantage of visiting those past states. The sigmoid gate $\sigma(S_k)$ is used to select the single future state, and the corresponding reward, to which the preceding states should contribute to. This is a design choice by the authors who assume that there is always a single final state for which the reward depends on other, previous states.

The intuition behind the loss function is similar to the idea of RUDDER: if we can explain the reward (the return in RUDDER) observed at time-step k with earlier states $S_{t < k}$ (state-action pairs in RUDDER), then actions leading to those states (The actions taken in those states in RUDDER) should get credited for it instead. Synthetic returns are related to state-conditional HCA because they implicitly estimate a hindsight distribution, $h(S_t | \pi, S_k)$, over past states instead of actions, using the sigmoid gate. As this distribution does not explicitly depend on the policy distribution $\pi(a | S_t)$, it does not need to be reweighted by it either.

The advantages of state-associate learning are that they can be applied in continuous tasks, since they are forward-looking, and that they are time-independent by design, since $c(S_t)$ does not need k or S_k to make predictions. The assumption that states only contribute towards a single final reward is limiting, but applies to several tasks. However, its complete reliance on states makes it susceptible to POMDPs, where only the selected actions are predictive of future rewards (we will experiment with such an environment, introduced in Section 4.1.2).

Memory Based Relevance. (Hung et al., 2019) also use associations between states to distribute credit over long temporal distances. They propose Temporal Value Transport (TVT), a credit assignment method specifically for memory-based models. a memory system used by the agent. Augmenting agents with a memory is useful in tasks where agents need to make decisions at some future state S_k based on past observations $S_{t < k}$ made possible by even earlier actions $A_{t' < t}$. In particular, the authors experiment with tasks where the agent has to discover an important clue which it as to use after several distracting situations in order to get the optimal reward. When the agent has to remember the clue, it can access past states from its memory to make an informed decision.

TVT adds a portion of the return (or the estimated value if the agent uses bootstrapping) of the future state S_k to the observed rewards of the actions leading to S_t , if remembering S_t was useful in S_k . TVT is grounded in intuitive ideas about memory and cognition, and it does not have the formal foundations RUDDER or HCA provides. As such, the authors need to make various practical adjustments to TVT to make it useful. For example, they restrict credit by TVT for actions with distant corresponding memories that were accessed "on purpose", both controlled by hyperparameters.

The objective of TVT is similar to the state-conditional HCA in the sense that they both discover associations between past and future states and then measure the relevance of actions related to the past state. While HCA measures the relevance of all actions in the state, TVT does it for only the sampled ones, but all which lead up to that state. Thus suggests that potentially the two methods could be combined to credit all actions that *would have* led to the past state of interest.

Seeking Influence. The final reward shaping method we cover associates actions not to full states, but to state variables in factored MDPs (Section 2.3.2). Seitzer et al. (2021) measure the causal influence of actions on state variables of the next state. Such short-term associations cannot be explicitly used for long-term credit assignment. However, it alludes to an objective that complements all other reward shaping methods, which is motivating agents to gain control over states of interest. The authors propose to use their influence measure as a reward signal and add it to the observed rewards. This creates

an *intrinsic motivation* for agents to select actions that maximize their influence on the environment. Such an exploratory behaviour can help methods like TVT to identify relevant associations quicker by diverting agents from a passive behaviour.

The idea that different state variables have different associations is something we explore in Section 5. There, we apply HCA in factored MDPs and exploit such causal relationships, by only conditioning the hindsight distribution on state variables that can be influenced by actions and by other states.

3.2. Value Functions

This section covers two methods that focus on value functions instead of individual observed rewards. The first method is the classic example of all-actions methods that takes the first step away from sampled-action actor-critics. The second method is closely related to HCA, but instead of reward shaping, it estimates value functions conditioned on future trajectories.

All-Actions Updates. As already mentioned in Section 2.5, actor-critic methods estimate value functions to replace observed returns with lower variance approximations. For example, with a learned action-value critic, $\hat{q}(s, a)$, we can replace the observed return, G_t , in REINFORCE (Equation 6) to get the following update rule:

$$\theta' = \theta + \alpha \hat{q}(S_t, A_t) \nabla_{\theta} \ln \pi_{\theta}(A_t | S_t) \quad (12)$$

The usual way of acquiring $\hat{q}(S_t, A_t)$ is to estimate it according to Definition 2.5 using the observed discounted returns. This makes the regular actor-critic update above extremely similar to REINFORCE. In particular, an update still happens only for sampled actions A_t .

Mean Actor-Critic (Asadi et al., 2017; Ciosek and Whiteson, 2018) makes it possible to use the same action-value estimator in an all-actions update rule, based on the observation that Equation 12 can be rewritten to involve an expectation over all actions:

$$\begin{aligned} \theta' &= \theta + \alpha \hat{q}(S_t, A_t) \nabla_{\theta} \ln \pi_{\theta}(A_t | S_t) \\ &= \theta + \alpha \sum_{a \in \mathcal{A}} \pi_{\theta}(a | S_t) \hat{q}(S_t, a) \nabla_{\theta} \ln \pi_{\theta}(a | S_t) \\ &= \theta + \alpha \sum_{a \in \mathcal{A}} \hat{q}(S_t, a) \nabla_{\theta} \pi_{\theta}(a | S_t) \end{aligned}$$

Unlike earlier reward shaping methods, mean-actor critic does not claim to provide improved estimations of how beneficial visiting a state or selecting an action is. Instead, it gives us a way to update all actions with each sampled trajectory, something that no methods previously covered in this section offer. Mean actor-critic shows that all-actions credit assignment is not exclusive to methods with hindsight information, like HCA, but can be done while only relying on the discounted returns. This puts the next method into perspective, which estimates value functions using hindsight information to create all-actions methods.

Generalized Future Outcomes. Mesnard et al. (2021) condition estimated value functions not only on states or state-action pairs, but also on future outcomes, $f(\tau)$. They choose to learn $f(\tau)$ such that it captures relevant information about the trajectory according to the task. This is a generalization of the outcome used by HCA, which restricts it to be a future state or the observed return.

The authors propose *future-conditional* Policy Gradient methods that condition critic and baseline estimates on the information captured by the learned representation $f(\tau)$. Defining $f(\tau_t)$ as the

outcome conditioned on the trajectory starting at time-step t , the new update rules are given as

$$\theta' = \theta + \sum_{a \in \mathcal{A}} \mathbb{P}(a|S_t, f(\tau_t)) \hat{q}_{\pi_\theta}(S_t, a, f(\tau_t)) \nabla_{\theta} \ln \pi_{\theta}(a|S_t) \quad (13)$$

$$= \theta + \left(G_t - \frac{\pi_{\theta}(A_t|S_t)}{\mathbb{P}(A_t|S_t, f(\tau_t))} \hat{v}_{\pi_{\theta}}(S_t, f(\tau_t)) \right) \nabla_{\theta} \ln \pi_{\theta}(A_t|S_t) \quad (14)$$

where $\frac{\pi_{\theta}(A_t|S_t)}{\mathbb{P}(A_t|S_t, f(\tau_t))}$ acts as a correction terms to eliminate the bias of the baseline $\hat{v}_{\pi_{\theta}}(S_t, f(\tau_t))$ arising from its dependence on A_t through $f(\tau_t)$. Similarly, since $\hat{q}_{\pi_{\theta}}(S_t, a, f(\tau_t))$ might depend on the sampled action A_t through $f(\tau_t)$, we need to weight the action-value estimation by $\mathbb{P}(a|S_t, f(\tau_t))$, the likelihood that a was selected in S_t given the observed outcome.

The relation of this future-conditional update rule to HCA becomes especially apparent when we compare Equation 14 to Equation 11. If we replace $f(\tau_t)$ with G_t , then $\mathbb{P}(A_t|S_t, f(\tau_t))$ can be understood as the return-conditional hindsight distribution $h_g(A_t|S_t, \pi, G_t)$, and $V(S_t, f(\tau_t))$ can be reduced to G_t without introducing bias.

If $f(\tau_t)$ and A_t are conditionally independent given S_t , then the value function estimators become unbiased. The authors call these alternatives of future-conditional methods, utilizing unbiased value functions, as *Counterfactual Policy Gradient* methods. Their update rules are given by:

$$\theta' = \theta + \sum_{a \in \mathcal{A}} \hat{q}_{\pi_{\theta}}(S_t, a, f(\tau_t)) \nabla_{\theta} \pi_{\theta}(a|S_t) \quad (15)$$

$$= \theta + (G_t - \hat{v}_{\pi_{\theta}}(S_t, f(\tau_t))) \nabla_{\theta} \ln \pi_{\theta}(A_t|S_t) \quad (16)$$

In highly stochastic tasks, where the observed return G_t depends mostly on the randomness of a trajectory, the additional information from $f(\tau_t)$ can result in a faster and more data efficient learning with a still imperfect value function estimator.

The methods above offer a flexible alternative to HCA. However, the authors need to carefully design the learning objectives of the estimators to enforce the required conditional independence, which makes their complete architecture more complex. Furthermore, states as future outcomes, as opposed to learned representations, provide a simpler foundation for causally inspired improvements.

3.3. Practical Hindsight Credit Assignment

Harutyunyan et al. (2019) showcase the performance of HCA using simple diagnostic tasks specifically designed to highlight the advantages of utilizing hindsight distributions. However, they do not provide any empirical example with more complex environments. To make up for this, Alipov et al. (2021) implement and test HCA in the deep reinforcement learning setting and identify two bottlenecks of policy training. Their primary concern is the slow learning of the hindsight distribution, which they speed up by using the policy distribution as a prior for the hindsight distribution. Additionally, high variance and negative rewards can lead to a degenerate deterministic policy, which can be addressed by replacing rewards with advantage estimations.

In this thesis, we will extensively apply their former improvement to HCA, policy priors (Sections 4.5.2, 4.7 and 5). The policy as a prior is injected to the hindsight distribution as follows:

$$\hat{h}_{\pi_{\theta}}(a|s, \pi, s') = \frac{\exp(g(a, s, s')) \pi(a|s)}{\sum_{a' \in \mathcal{A}} \exp((g(a', s, s')) \pi(a'|s))}$$

where g can be learned through the standard state-conditional hindsight distribution estimator objective. The policy prior helps the estimator to rapidly adapt to the changing policy.

Section 4. An Empirical Investigation of Hindsight

In this section, we empirically investigate the Hindsight Credit Assignment (HCA) framework (Harutyunyan et al., 2019). The authors present several promising theoretical properties of HCA algorithms, when the hindsight distribution is accurate. Furthermore, they argue that as the hindsight distribution is a discriminative model, it can be efficiently learned. They show this through three simple diagnostic environments, tailored to showcase specific benefits of HCA.

This section aims to reproduce results on two of these tasks, Shortcut and Delayed Effect, using the Policy Gradient baseline and an implementation of state-conditional HCA (StateHCA) by Harutyunyan et al. (2019). Along these two environments, we also compare these two methods on a more complex environment that we introduce, called Tabular Pong. We describe the three environments in detail in Section 4.1, and the baseline models, Policy Gradient and StateHCA in Section 4.2. To closely investigate the benefits and drawbacks of HCA, we extend these environments and test various setups by modifying certain parameters, such as the size of state or action space, in Section 4.3. Through this empirical comparison of Policy Gradient and StateHCA using these environments, we identify the key strengths and weaknesses of StateHCA. We show that a lagging hindsight estimator delays useful credit assignment when new information is encountered from exploring the environment or the policy space. In particular, we demonstrate the importance of synchronizing the hindsight distribution to the changing policy. To address this issue, we test several versions of StateHCA, the original introduced in previous work and some variants that we propose, and present the results in Sections 4.4 and 4.5.

Section 4.6 is dedicated to different ways of handling the immediate reward, as it does not depend on the taken action or the future, and thus credit for it should not be weighted by HCA. Finally, in Section 4.7 we empirically test different embedding based representations of state-pairs used by the hindsight distribution to prepare possible future experiments on more complex tasks.

4.1. Experimental Setting

This section provides an overview of all the environments that we will use throughout all experiments, as well as their adjustable parameters. These environments are all motivated to showcase the possible benefits of HCA through some delayed reward mechanism.

All environments challenge the agent to find which early action(s) result in the reward observed in the *final* state. Formally, this final state is *not* the same as the terminal state S_T , described in Section 2.3. Instead, it is the state before it S_{T-1} , in which the action observes the final reward R_T . We still call this state final, to keep environment descriptions intuitive and aligned with Harutyunyan et al. (2019).

4.1.1 Shortcut

Shortcut (Harutyunyan et al., 2019) is a simple MDP (see Section 2.3 for the definition) with a sequence of states. In each state, the agent can decide between two actions: the “*optimal*” action that immediately transfers the agent to the last, terminal state, and the “*suboptimal*” action that simply moves the agent to the next state in the chain. A visualization of these dynamics is shown in Figure 4a. Each state transition produces a penalty, which gives an incentive to end episodes with as little states encountered as possible by choosing an optimal action early. There is also a small chance to transfer to the last state even when a suboptimal action was taken, set by the “*skip probability*” parameter.

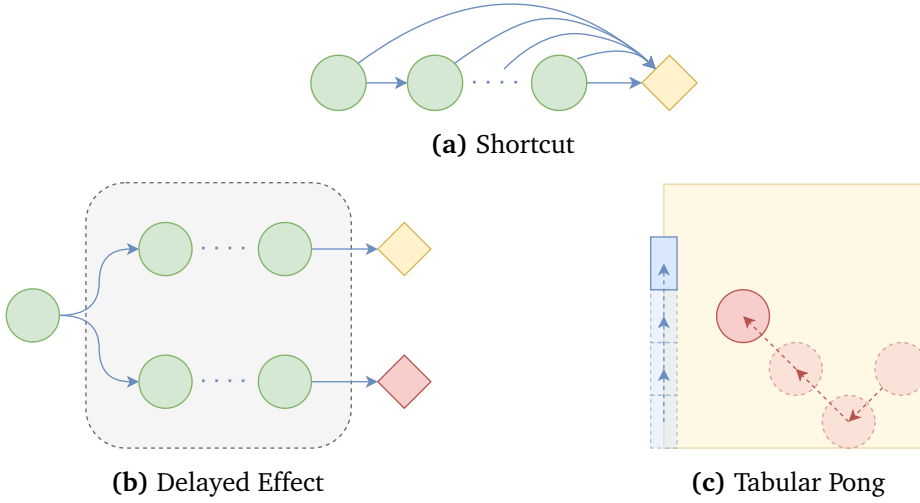


Figure 4: Visualizations of the experimental environments (Shortcut and Delayed Effect based in Figures by [Harutyunyan et al. \(2019\)](#)). (a) In Shortcut, the agent transfers through a sequence of intermediate states (green circles), each with two (types of) actions. In each state, one action transfers the agent to the next state on the sequence, while the other immediately transfers it to the final state (yellow square). (b) In Delayed Effect, the agent chooses to traverse through one of two sequences of intermediate states (green circles), depending on its first action. However, the sequences appear identical to the agent until the final states (yellow and red squares). (c) We cannot visualize the whole state space of Tabular Pong, because of its size. Instead, we choose to show a three-step sub-trajectory, where the ball (in red) bounces off of the bottom wall, while the agent (in blue) chooses to move upwards three times.

Setups. Optimal returns on the Shortcut can be achieved by taking the optimal action in the very first state. This means that increasing the length of the state chain should have limited effect on the difficulty of achieving optimal returns. However, we effectively make Shortcut more difficult by increasing the number of (suboptimal) actions in each state. This is an especially appealing problem for HCA, as it can update all actions in visited states for each episode, instead of just the ones that were actually taken. In Some experiments, we will also change the skip probability to tune the difficulty of distinguishing optimal actions from suboptimal ones, or the magnitude of the final reward, to change the value of the optimal return.

4.1.2 Delayed Effect

The second environment we consider is Delayed Effect ([Harutyunyan et al., 2019](#)), a POMDP (see Section 2.3.1 for the definition) where the agent transitions through one of two sequences of states, depending on whether it has chosen the “*optimal*” or the “*suboptimal*” action in the first state. The sequences are observed to be the same until the final state, and produce stochastic rewards according to the normal distribution with zero mean and a standard deviation set by the “*reward noise*” parameter. The final transition takes the agent into either the optimal or the suboptimal final state, depending on the underlying state sequence, as shown in Figure 4b.

Setups. Increasing the length of the state chain on Delayed Effect creates noisier returns in the first state, which increases the difficulty of learning. Another way to make returns noisier is to increase the reward noise. Moreover, just like in the case of changing the number of optimal and suboptimal

actions in Shortcut, the number of optimal and suboptimal actions can be used to tune the difficulty of the setup. Increasing the number of (suboptimal) actions make it both harder to solve and better suited for HCA as it can credit all actions at once, unlike the time-based credit assignment method.

4.1.3 Tabular Pong

The two previous diagnostic environments propose very simple tasks, in which the best behaviour consists of selecting one of the optimal actions in the first state. Because of this extreme simplicity, performance is highly influenced by the timing of when the agent tries an optimal action for the first time, which is mostly controlled by chance instead of the differences between methods. In order to experiment with HCA in a more complex setting, we implement Tabular Pong, an MDP inspired by Pong (Bellemare et al., 2013) and Catch (Mnih et al., 2014). In Tabular Pong, the agent controls the vertical movement of a paddle that is placed on the side of an $n \times n$ grid of cells, by moving up, down or staying in place. The aim of the agent is to catch a ball bouncing between the paddle and the other three sides, changing its vertical direction randomly with each bounce. A visualization of a three-step sub-trajectory is shown in Figure 4c. In case the agent misses the ball, then it loses the game and the episode ends. Unlike Pong, this environment does not include an opponent. Instead, whenever the ball touches the opposite side, there is a chance for winning the game.

Episodes in Tabular Pong can consist of long trajectories where some actions are necessary for the final outcome, while others are not. To consistently win games, the agent has to learn the right actions in several states. Moreover, in certain scenarios, the agent’s paddle can only reach the ball with the right chain of actions. Thus, in Tabular Pong, actions that were necessary for a certain outcome should be credited more than actions which were not, making it a task that can benefit from HCA.

Setups. Tabular Pong can also be implemented to support duplicate actions, i.e. actions with the same effect. This will not explicitly make the task harder to solve, as all actions are correct in certain states. Because of this, we use only a single setup of Tabular Pong.

4.1.4 Evaluation Scheme

Learning curves are displayed through average returns, along with the standard error, for all experiments. We run different setups of Shortcut, such as chains of states of various lengths, different number of actions, a penalty of -1 for each transfer, and different final rewards in the last state. All experiments are repeated 1000 times for robustness.

Similarly, we test Delayed Effect with different length for the state chain, different number of actions, and different standard deviation of the stochastic rewards. The optimal state gives a reward of 1, while the suboptimal state gives a penalty of -1. We repeat all experiments 1000 times. As the rewards for intermediate states in Delayed Effect are stochastic, plotting the overall returns as learning curves would be inherently noisy. For clarity, we plot only the average final reward in the following for Delayed Effect, since that is the actual expected return (immediate rewards are zero in expectation), and thus clearly represents the agent’s relevant choice without any additional noise.

In the following experiments, Tabular Pong assigns a 0.1 chance for winning with a reward of 1 and a penalty of -1 whenever the agent misses the ball. In both cases, a completely new game starts with the agent’s paddle placed vertically in the middle of the left size side and the ball placed in the middle of the map with a random horizontal and vertical direction. All intermediate rewards during the game are 0. Through empirical testing, we found that a size of 4×4 of the grid allows for experiments which provide a complex enough task for agents to exhibit learning curves that can be meaningfully analysed

and compared to each other. Further, experiments of this size can be completed using a realistic amount of resources, mainly training time, over 20 runs. Learning curves through average returns are shown over 20000 or 10000 episodes, depending on the resources required to complete training. The lower number of runs result in large variance. To keep plots readable, curves are smoothed using rolling average with a window size of 200.

4.2. Baseline models

In this section, we introduce the two baseline methods: Policy Gradient and StateHCA. We also describe their specification of hyperparameter search. We test Policy Gradient and StateHCA on the setups described in the previous section to establish the difference between HCA and time-based credit assignment. Both methods use simple linear estimators to model distributions over actions. Since all tasks are episodic, we always use a discount factor of $\gamma = 1$.

4.2.1 Policy Gradient

The Policy Gradient baseline relies on the time based credit assignment algorithm. We parameterize the Policy Gradient actor with a simple matrix $\theta \in \mathbb{R}^{|S| \times |A|}$ with a row for each state in the state space S and a column for each action in the action space A . We define distributions over actions for the policy π_θ of the actor by the Softmax function over the columns of this matrix. The policy is updated by computing the gradients by the REINFORCE update rule (Section 2.4.1). We describe hyperparameter tuning in depth in Appendix A, and show learning curves with all tested values for all experiments.

4.2.2 StateHCA

StateHCA also has an actor, parameterized by a matrix, but no baseline. The publicly available implementation of Harutyunyan et al. (2019)² uses a tensor $\mathbf{h} \in \mathbb{R}^{|S| \times |S| \times |A|}$ to parameterize and define the hindsight distribution of all actions for each state pair, utilizing the Softmax function over the last dimension. The hindsight tensor is trained via the cross-entropy loss, and it is updated completely before the hindsight sampling ratio is computed for the actor update. The learning rate of the actor is tuned the same way as in Policy Gradient, with the learning rate of the hindsight set to 0.4. Then the learning rate of the hindsight estimator is chosen according to best performance with the already tuned actor from the values of $\{0.2, 0.4, 0.6, 0.8, 1.0\}$. Learning curves for the hyperparameter tuning are reported in Appendix A.

The State-conditional HCA algorithm described by Harutyunyan et al. (2019) uses a reward predictor to estimate the immediate reward from a state. However, the publicly available implementation uses no such function. Instead, it weights the observed reward by the hindsight ratio of getting from the initial state to the initial state itself as the future state $\frac{\hat{h}(a|S_t, \pi, S_t)}{\pi(a|S_t)}$. Thus, it optimizes a simplified action value estimation as shown in the following equation:

$$\hat{q}_\pi(S_t, a) = \sum_{k=t}^{T-1} \frac{\hat{h}(a|S_t, \pi, S_k)}{\pi(a|S_t)} R_{t+1} \quad (17)$$

Accordingly, the implementation also updates the hindsight tensor for these single-state state pairs. This difference has both theoretical and empirical consequences, which are further discussed in Section 4.6.

²HCA implementation: <https://github.com/hca-neurips2019/hca>

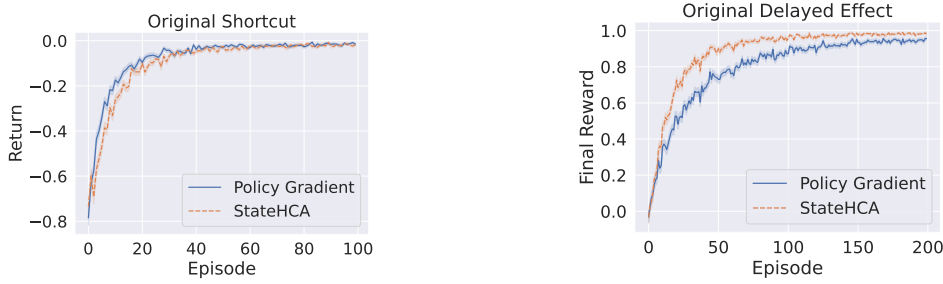


Figure 5: Reproducing original results. **Left:** Learning curves through returns in Original Shortcut with five states, one optimal action, one suboptimal action and a 0.1 probability to skip to the last state with a suboptimal action. **Right:** Learning curves through the reward achieved in the final state in Original Delayed Effect with five states, one optimal action, one suboptimal action and a reward noise standard deviation of $\sigma = 2$.

4.3. Baseline results

The experiments in this section compare the two baseline methods introduced in Section 4.2 on different setups of the environments presented in Section 4.1. These results will serve as motivation for future experiments, as well as baseline results against which we will compare the performance of different versions of StateHCA.

4.3.1 Reproducing Original Setups

The following results aim to reproduce the learning curves in Figures 3 and 4 shown in the original HCA paper by Harutyunyan et al. (2019). We define the Original Shortcut environment to be a setup of Shortcut where the chain is five states long with one optimal and one suboptimal action at each state, and a 0.1 skip probability. The left sub-figure of Figure 5 shows that on Original Shortcut, the Policy Gradient baseline consistently beats StateHCA by a small margin throughout training. This result does not match the original results of Harutyunyan et al. (2019). The initial average return, which we have manually verified to be correct with the initial uniform policy for the original setup, is also different compared to the original paper.

In Delayed Effect, Harutyunyan et al. (2019) experimented with two different lengths for the state chain. Experiments with a length of three states showed no significant difference between Policy Gradient and StateHCA. For experiments with a chain of five states, the authors used bootstrapping, which prevents HCA from exploiting the long term influence between states, thus we do not use bootstrapping in this thesis. Instead, we define Original Delayed Effect with a state chain of length five, but allow both methods to use full Monte-Carlo returns. Furthermore, there is a single optimal action (giving a reward of 1) and one suboptimal action in the first state, and a reward noise standard deviation of $\sigma = 2$. The results shown in Figure 5 confirm that HCA can slightly outperform Policy Gradient in the early phases of training. This is in line with the results of Harutyunyan et al. (2019).

4.3.2 Different Setups

This section investigates how hindsight behaves when certain environmental parameters are changed from the original versions, and how the baseline models perform on more difficult tasks. The empirical results obtained from these experiments are extensively discussed and used as markers for directions of possible improvements of HCA methods.

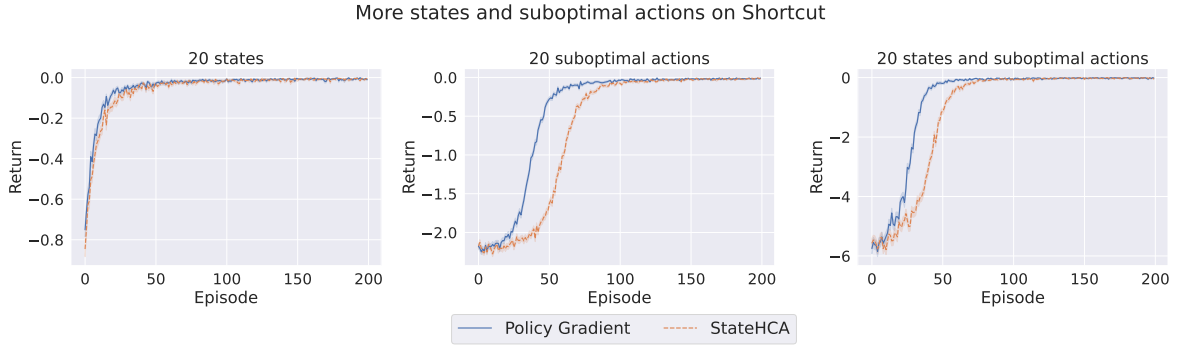


Figure 6: Learning curves through returns in Shortcut with 0.1 probability of skipping to the final state regardless of the selected action, one optimal action in each state, and different number of states and suboptimal actions. **Left:** 20 states and one suboptimal action, **Middle:** five states and 20 suboptimal actions. **Right:** 20 states and 20 suboptimal actions.

More states and suboptimal actions in Shortcut. The original setups of Shortcut and Delayed Effect did not fully exploit the ability of HCA to credit actions counterfactually, as they only have two actions in each state. However, properly crediting multiple suboptimal actions when conditioned on an outcome that is not the final state can potentially speed up learning in Shortcut. To showcase this benefit of HCA, we will perform the following experiments on setups where each state allows the agent to choose between a larger set of suboptimal actions and a single optimal action.

This also makes the tasks harder to solve, providing more time for the hindsight distribution to be learned and used, giving an advantage to StateHCA over Policy Gradient. Optimal returns can be achieved in Shortcut by learning the optimal action only in the first state. Thus, the length of the state-chain should not impact the difficulty significantly.

Figure 6 shows that increasing the number of states indeed produces the same result as the original setup shown in Figure 5. Surprisingly, increasing the number of actions widens the difference between Policy Gradient and StateHCA, instead of helping StateHCA. This is probably due to the fact that the hindsight distribution has to estimate a distribution over much more actions. A biased hindsight distribution early on, which over- or underestimates the importance of actions, can slow down the learning of useful policies significantly. The difference between the two baseline methods is narrower if the number of states is increased. This is likely because long chains of suboptimal actions produce more negative returns, allowing both agents to update their actors with bigger step sizes. These long chains are much more likely with the increased number of actions. As the hindsight importance ratio is close to uniform in the beginning, large update steps are especially useful to train the actor in early stages.

Even though more suboptimal actions do not benefit StateHCA in Shortcut, the increased difficulty of the environment makes the learning curves of different methods easier to distinguish from each other and thus draw conclusions from them. This is beneficial for all setups, thus all future experiments in Shortcut will use 20 suboptimal actions, except when clearly states otherwise.

Skip probability in Shortcut. Deterministic transition probabilities turn returns into clear signals of state-action value, making the environment easier to solve. The skip probability in Shortcut gives a chance to transition to the final, rewarding state even when a suboptimal action is taken. This allows the agent to achieve better returns even when wrong decisions are made. Stochastic state-transition dynamics make initial returns higher, but optimal returns more difficult to achieve.

A skip probability lower than one does not change the hindsight probabilities conditioned on the current and the next state, as it will still assign zero probability to the optimal action and distribute

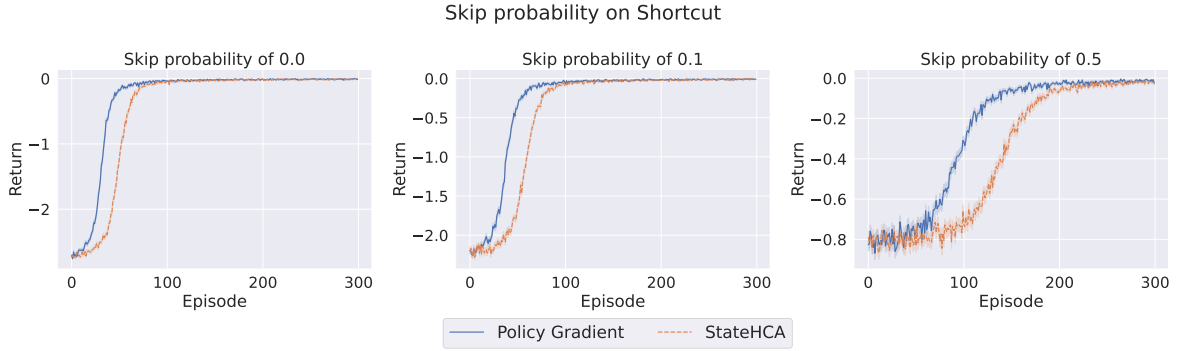


Figure 7: Learning curves through returns in Shortcut with five states, one optimal action, 20 suboptimal actions and different values of probability to skip to the final state with a suboptimal action taken.

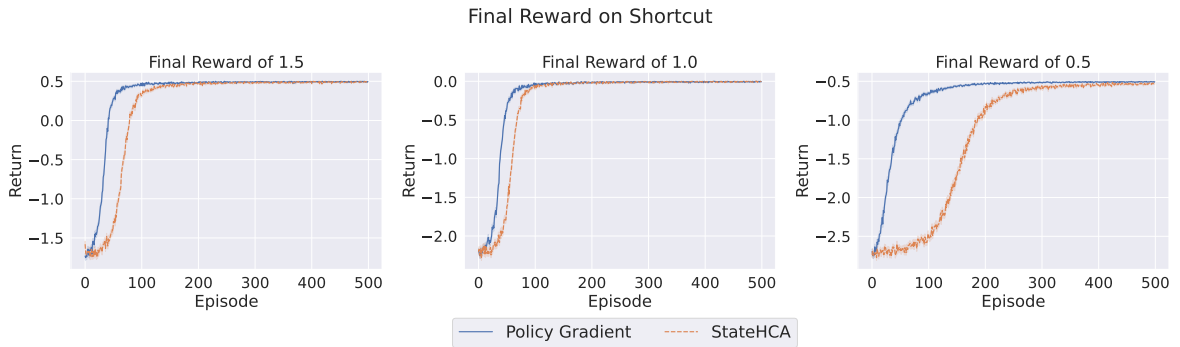


Figure 8: Learning curves through returns in Shortcut with 0.1 skip probability, five states, one optimal action, 20 suboptimal actions, and different amounts of final reward in the final state.

uniformly among suboptimal actions. A very high skip probability, however, can lower the performance of StateHCA since it lowers the chance of observing the next state. Without observing the agent visiting next states with suboptimal actions, the hindsight estimator is updated fewer for these state pairs.

Figure 7 shows that increasing the skip probability generally widens the gap between StateHCA and Policy Gradient. This can be explained by StateHCA being more susceptible against noise in the state dynamics than Policy Gradient, even if some of its relevant distributions should not change.

Final reward in Shortcut. The final reward in Shortcut can have a significant impact on learning. In the original setup, its value is 1, which makes the return upon selecting the optimal action in the first state to be 0. This means that without a baseline in Policy Gradient, an optimal episode does not update the actor in the first state at all. As StateHCA weights all rewards by the hindsight importance sampling ratio, it can still use optimal returns. However, this update might lead to updates of the actor in the wrong direction in case the estimated hindsight probability $\hat{h}(a|S_0, \pi, S_0)$ of the optimal action a is greater than this probability given the first and the final state $\hat{h}(a|S_0, \pi, S_T)$. Increasing the final reward to make the optimal return positive allows Policy Gradient without a baseline to update its actor using all episodes, leading to even faster learning. Such a clear expected performance boost cannot be stated about StateHCA. Decreasing the final reward makes all achievable returns, including the optimal one, to be negative. In such environments, HCA methods are susceptible to collapse to a degenerate policy (Alipov et al., 2021).

Learning curves for a final reward of 1.5 and 0.5, as well as for the original value of 1, are shown in Figure 8. A non-zero optimal return increases the difference between the two baseline methods

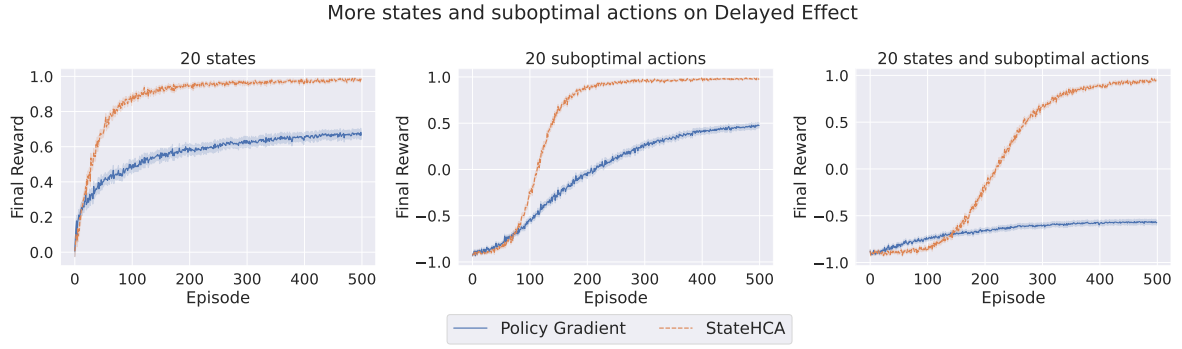


Figure 9: Learning curves through the reward achieved in the final state in Delayed Effect with a standard deviation of reward noise $\sigma = 2$, one optimal action in each state, and different number of states and suboptimal actions. **Left:** 20 states and one suboptimal action, **Middle:** five states and 20 suboptimal actions. **Right:** 20 states and 20 suboptimal actions.

compared to the default optimal return of zero. In the case of increased final reward, this is likely due to Policy Gradient being able to gain more with the introduction of non-zero optimal returns than StateHCA. As expected, StateHCA struggles in an environment with only negative returns. It can only achieve optimal average returns with the lowest learning rate (0.1) for the actor, otherwise it converges to a suboptimal return. Negative returns also make the presence of a baseline in Policy Gradient essential, as it can account for the shifted return values that would otherwise always decrease actor probabilities.

More states and suboptimal actions in Delayed Effect. As explained in Section 4.1.2, the number of states and suboptimal actions can also be increased in Delayed Effect to create more difficult setups. As Delayed Effect is tailored to the advantages offered by HCA, more difficult versions should result in even bigger differences between StateHCA and Policy Gradient. In Delayed Effect, the return is the sum of stochastic rewards independently sampled from a normal distribution, and the reward of the final state. Thus, increasing the number of states is the same as increasing the standard deviation of the observed stochastic returns, making it harder to learn policies for methods that rely purely on these signals, such as Policy Gradient. The number of states, however, has no effect on the relevant hindsight distribution conditioned on the first and the final states. Increasing the number of suboptimal actions makes the task more difficult to solve for both methods. While StateHCA can update all suboptimal actions with every episode, it might struggle early on until it can learn a useful hindsight distribution.

Results are shown in Figure 9 for the setting with 20 states, the setting with 20 suboptimal actions and the setting with both 20 states and 20 suboptimal actions. Increasing the number of states has a much greater impact on the performance of Policy Gradient than StateHCA. This is in line with the expectation that HCA should be robust against the additional noise. Introducing several suboptimal actions deteriorates the performance of Policy Gradient even further and makes it almost impossible to solve the environment if there are also many states. StateHCA, however, is able to deal with all setups and only falls behind Policy Gradient in the very early stages of learning when the hindsight distribution is not properly learned yet.

Similarly to Shortcut, increasing the number of states and suboptimal actions in Delayed Effect introduces a more difficult task to solve, making it easier to observe differences in future experiments. Thus, all experiments in Delayed Effect will use 20 states and 20 suboptimal actions, unless explicitly stated otherwise.

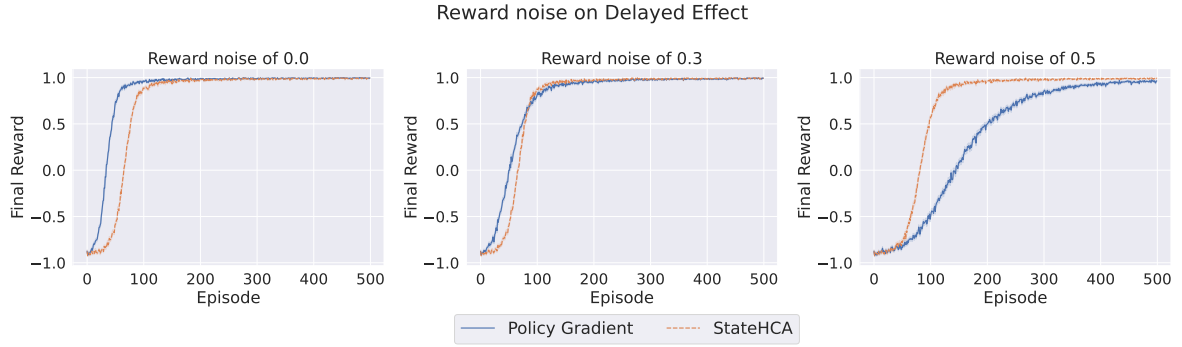


Figure 10: Learning curves through the reward achieved in the final state in Delayed Effect 20 states, with one optimal and 20 suboptimal actions in each state, and different values for standard deviation of reward noise $\sigma \in \{0.0, 0.3, 0.5\}$.

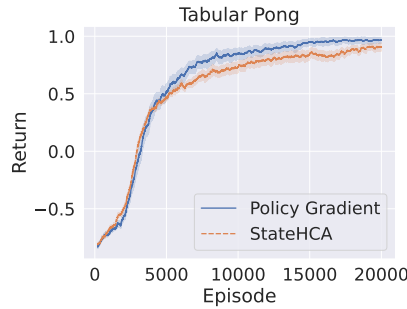


Figure 11: Learning curves of baseline models through returns in Tabular Pong.

Reward noise in Delayed Effect. As explained above, increasing the reward noise and the number of states have the same underlying impact on the difficulty of Delayed Effect. As Figure 10 shows, increasing the noise also has a greater negative impact on the learning capabilities of Policy Gradient than of StateHCA. Without any noise, Policy Gradient achieves the optimal return before StateHCA as the latter needs to learn the hindsight distribution before being able to update the actor. Already a slight increase to the noise, at $\sigma = 0.3$, gives StateHCA the edge, while increasing the noise to $\sigma = 0.5$ creates a scenario that Policy Gradient is unable to solve in the given episodes. StateHCA can solve all of these setups with similar performance over difference values for reward noise.

Tabular Pong. Tabular Pong is a complex environment with a large set of states and non-trivial trajectories. The increased episode requirement both methods need to learn useful policies gives enough time for the hindsight distribution to be learned. Learning curves are shown in Figure 11. Unlike in previous setups, StateHCA starts learning in a slightly faster pace compared to Policy Gradient in the first few thousand episodes. After this early stage, Policy Gradient takes over and achieves a near optimal average return, consistently outperforming StateHCA which cannot catch up before the end of the training.

The hyperparameter tuning results for Tabular Pong in Appendix A show that a high learning rate detrimental to learning for both methods. With higher learning rates, Policy Gradient needs to implement a baseline, even if the possible returns are centred around zero. StateHCA performs best with the lowest tested learning rate and converges to suboptimal returns early on otherwise. This means that significant improvements in Tabular Pong can be made by methods that allow for high learning rates while still being able to achieve good performance.

4.3.3 Discussion

Experiments in Shortcut have shown that Policy Gradient outperforms StateHCA regardless of how the environment parameters are set. The learning curves show that the difference between the two methods is not in the ability of attaining the optimal average returns, as both methods are able to converge to these eventually. Rather, the difference arises from the pace at which they find the optimal action. In Delayed Effect, hindsight can make learning robust against noise and allows StateHCA to consistently learn correct behaviour even in scenarios that Policy Gradient cannot solve. However, StateHCA still falls behind in the early stages of training. Tabular Pong poses a difficult task that takes time for both methods to overcome. Hindsight seems especially useful in the early stages, however, StateHCA fails to maintain its advantage over Policy Gradient and cannot reach the same performance by the end of the training. StateHCA also needs to use a low learning rate for its actor to be able to achieve higher returns.

These results suggest that the main issue with HCA is regarding its learning pace. StateHCA falls behind in the early stages on simpler environments, due to its biased hindsight distribution. This is the case even on tasks where Policy Gradient cannot achieve optimal returns in the end. Both baseline methods are limited to using low learning rates for the actor in Delayed Effect and Tabular Pong. Delayed Effect provides noisy returns, which can divert the policy in case of large update steps. There is no noise in Tabular Pong, however, unlike in Delayed Effect, correct decisions can still lead to suboptimal returns, if they are followed by wrong ones. As the outcome in Tabular Pong depends on the policy in a large fraction of states, the hindsight distribution also depends more on the current policy compared to other environments. Thus, the hindsight estimator has to capture useful information about the environment, but it also has to keep up with the continuously changing policy. This is only possible if the policy is forced to change slowly.

For comparability, all experiments in the rest of the thesis, except when explicitly stated otherwise, will use the following environment setups. We will consider Shortcut with five states, one optimal action, 20 suboptimal actions, a 0.1 skip probability and a final reward of 1, as well as Delayed Effect with five states, one optimal action, 20 suboptimal actions and a standard deviation of reward noise $\sigma = 2$. Finally, for Tabular Pong, we will focus on a 4×4 grid size.

4.4. Perfect Hindsight

One of the main limitations of StateHCA is that the hindsight distributions needs to be learned before it can be used for any useful credit assignment. This means StateHCA can either solve the task with a delay, after this distribution is properly learned, or it requires a low learning rate for the actor, such that the hindsight can keep up with the changing behaviour of the policy. This section explores the ideal case, when an accurate hindsight distribution is known or learned, and does not lag behind the policy. A method equipped with such an oracle hindsight distribution can demonstrate the advantageous theoretical properties of HCA motivated by [Harutyunyan et al. \(2019\)](#). It can also give us insight into the complete potential of HCA methods and motivate future work on a better synchronization of the hindsight and the policy.

4.4.1 Oracle Hindsight Distribution

We will call the version of StateHCA that uses the oracle hindsight distribution *Oracle StateHCA*. Oracle StateHCA only needs to learn the actor and can use optimal credit assignment for that purpose. The dynamics of Shortcut and Delayed Effect are simple enough that the oracle hindsight distribution can be computed manually. In Shortcut, the hindsight distribution conditioned on the final state is simply

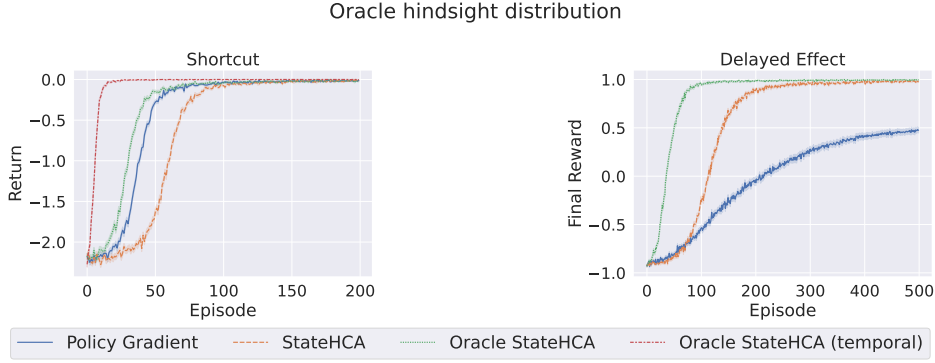


Figure 12: Learning curves of Oracle StateHCA in Shortcut and Delayed Effect.

identical to the policy distribution on the current state. If conditioned on any future state that is not the final one, it should distribute probability mass between suboptimal actions according to the policy and assign zero probability to optimal actions. Harutyunyan et al. (2019) suggest that optimal actions should be credited more than suboptimal actions for rewards in the final state because they transition the agent there directly instead of through other states. In Shortcut, the Oracle StateHCA agent that considers this temporal distance implements a hindsight distribution that distributes all probability mass between optimal actions according to the policy when conditioned on the final state. We call this setting *Oracle StateHCA (temporal)*.

In Delayed Effect, the oracle hindsight distribution is even simpler, as it always equals to the policy distribution except when conditioned on the first and one of the final states. There, it distributes all probability according to the policy between the optimal or suboptimal actions, depending on whether the distribution is conditioned on the final optimal or suboptimal state respectively. As the outcome is observed in the same amount of time steps regardless of which action was taken in the first state, the Oracle StateHCA does not benefit from the temporal distance based preference discussed for Shortcut.

When conducting experiments with Oracle StateHCA on both environments, we see in Figure 12 that the oracle hindsight distribution gives rise to efficient credit assignment, allowing the actor of StateHCA to reach the optimal average return quicker than both baselines. A hindsight distribution that does not consider temporal distance gives a more clear benefit in Delayed Effect than in Shortcut. Baseline methods need a low learning rate in Delayed Effect, while Oracle StateHCA is able to successfully learn with the highest tested learning rate (Appendix A.2). The oracle distribution that puts all probability mass on actions that reach the outcome faster (Oracle StateHCA (temporal)) almost instantly achieves optimal returns in Shortcut. This suggests that in certain cases the naive hindsight distribution is not the best measure of relevance.

4.4.2 Additional Training of The Hindsight Estimator

The oracle hindsight distribution is difficult to manually construct for more complex environments like Tabular Pong, where states and actions interact in intricate ways. Instead of trying to manually compute the true hindsight that might change with every policy update, we can estimate it using additional data obtained from the environment and the policy. Ideally, with infinite data, one could learn a perfect hindsight estimator after every policy update. This section empirically shows that additionally training the hindsight estimator, even with a limited amount of new experience obtained by the current policy, can greatly increase the learning speed of StateHCA. However, if this experience does not contain new information and is obtained by older policies, these benefits disappear.

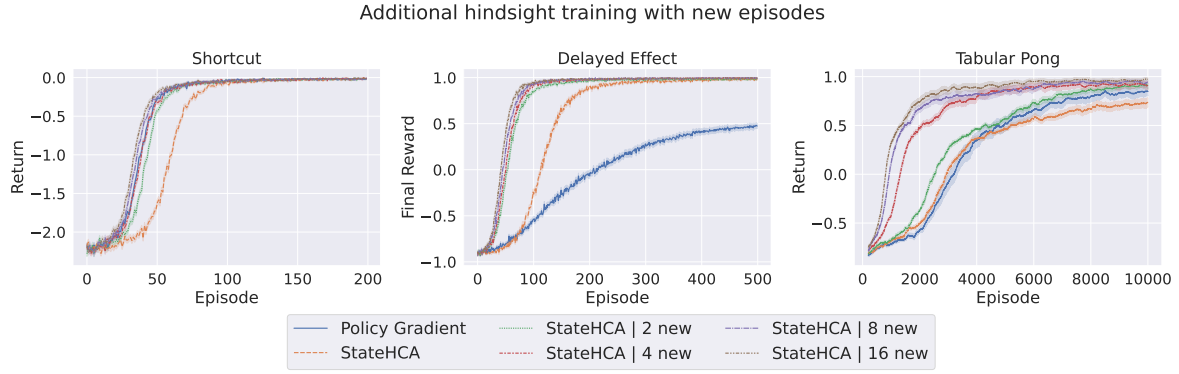


Figure 13: Learning curves showing the impact of additional training of the hindsight estimator of StateHCA by sampling new episodes.

Sampling new episodes. A straightforward way to gather more experience is to run a policy on the environment and observe trajectories. Sampling new episodes from the current policy provides more data to train the hindsight estimator, helping it to keep up to date with the newest policy. This additional training increases the performance of StateHCA on all baseline environments, according to the results shown in Figure 13.

Obtaining only two additional episodes in Shortcut and Delayed Effect already yields a huge boost compared to no additional training. On both of these environments, increasing the number of episodes to 4, 8 and 16 steadily but only slightly increases performance. Using eight additional episodes allows StateHCA to take over Policy Gradient throughout training. As the hindsight estimator learns useful distributions much earlier relative to actor updates, it allows StateHCA to use the highest tested learning rate for the actor in Delayed Effect (Appendix A.2).

The same trend can be seen even clearer in Tabular Pong. Increasing the number of sampled episodes steadily increases the highest learning StateHCA can use without converging to low returns. This is likely due to the fact that the main bottleneck of the hindsight estimator in this case is that it cannot keep up with the changing behaviour of the policy. Thus, additional training using new episodes can effectively solve both issues of HCA that were identified in the previous section.

Using previous experience. Additional training using newly sampled episodes from the current policy increases performance greatly. It allows the hindsight estimator to learn more, potentially new information about the environment, while keeping up with the current policy. However, sampling completely new episodes is expensive as most training time is used by running the actor, rather than updating it. Furthermore, it leads to an unfair comparison to Policy Gradient, which is only allowed to use a fraction of episodes. Instead of sampling new episodes, the hindsight estimator could also be additionally trained using previous, already observed trajectories. By sampling previous episodes from a simple experience replay buffer (Mnih et al., 2015), containing the last n episodes, the hindsight estimator can be additionally trained offline, without any additional cost of sampling episodes from the environment. These episodes do not provide new information about the environment or the current policy, but they still provide additional, valid learning material for the hindsight estimator. In our experiments, we set the size of the buffer to ten percent of training episodes on the given environment; 20 in Shortcut, 50 in Delayed Effect and 1000 in Tabular Pong. Between each full update of the agent, we uniformly sample 2 or 16 episodes from the buffer to train the hindsight estimator. Results are shown in Figure 14 with a comparison to sampling new episodes instead.

Using previous episodes can barely improve performance in Shortcut and even has detrimental effects in Tabular Pong and especially in Delayed Effect. On both of these problematic environments, the

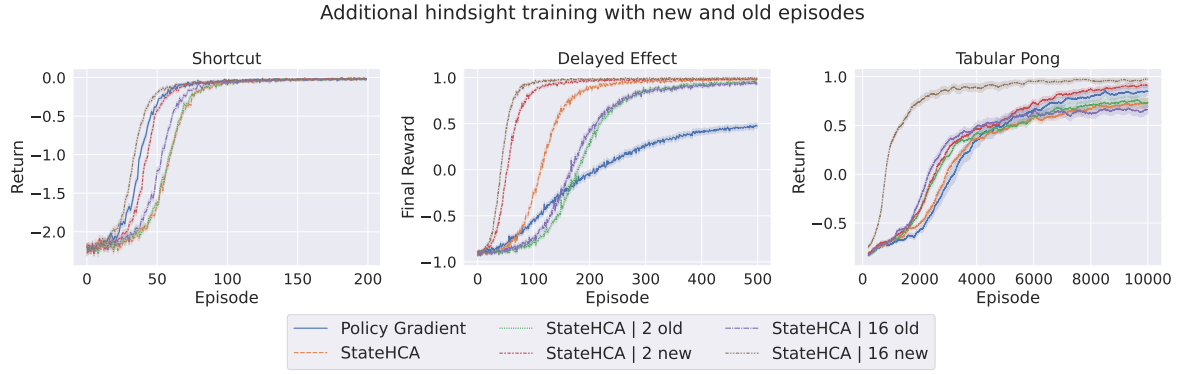


Figure 14: Learning curves showing the impact of additional training of the hindsight estimator of StateHCA by using previously observed episodes.

reason might be that the hindsight estimator overfits on experience that does not depend on the current policy. In Delayed Effect, where the hindsight distribution conditioned on intermediate states should be uniform, observing the same episode multiple times leads to the estimator getting overconfident in certain actions. In Tabular Pong, additional training performs better than the baseline StateHCA early on. However, the agents using more previous episodes fall behind the baseline in later stages. This could be explained by the critical importance of the hindsight estimator keeping up with the newest policy in Tabular Pong. The hindsight estimator might get updated with episodes that contain correct actions followed by mistakes and thus leading to bad outcomes. The current policy might have already learned to avoid these mistakes. Yet, similarly to Delayed Effect, the hindsight estimator will get overconfident in these correct actions when conditioned on bad future states. Such errors could be potentially corrected by prioritizing episodes used for training based on recency, or if the hindsight estimator could reason about which actions actually led to the observed outcomes and disentangle the contributions made by the behaviour policy and by the environment.

4.4.3 Discussion

In this section, we have presented the benefits of HCA in the case when the hindsight distribution is accurate. Our empirical results confirm the theoretical properties discussed by [Harutyunyan et al. \(2019\)](#) and display the full potential that HCA can offer over the time-based credit assignment algorithm. However, in order to achieve this ideal scenario, we had to use either expert domain knowledge, or additional resources through experience sampling from the environment. Relying on these makes our proposed modifications unpractical and comparisons to baseline methods unfair. Thus, the next section proposes and tests alternative, more realistic modifications which can improve the learning abilities of the hindsight estimator without requiring an unfair amount of additional help.

4.5. Accelerating Hindsight

This section discusses one improvement to HCA itself, and another one to its training procedure. Both methods try to exploit additional, but realistic amount of assistance from different insights. The first method we explore invests a limited amount of additional resources to pretrain the hindsight estimator. The second one, proposed by [Alipov et al. \(2021\)](#), augments the hindsight distribution with prior knowledge about the current policy. Additionally, in Appendix C, we explore a modification that aims to improve HCA on tasks where time is a useful measure of relevance, such as Shortcut.

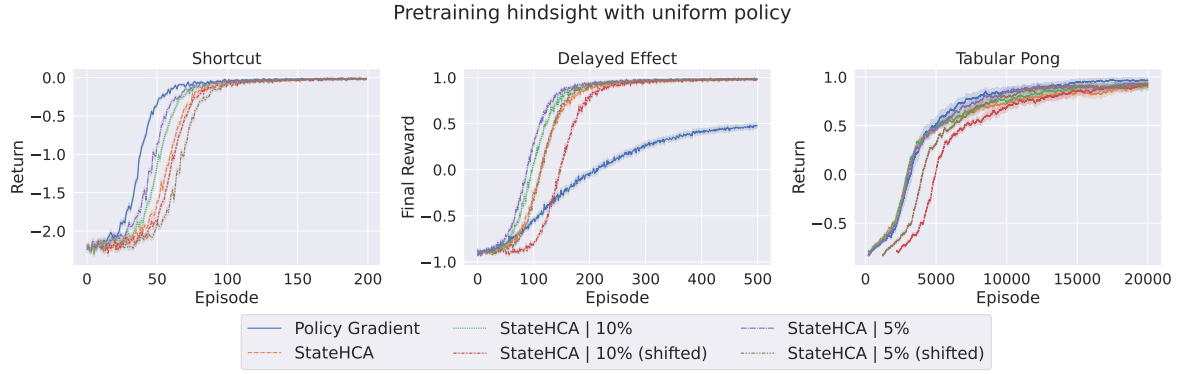


Figure 15: Pretraining the hindsight estimator using episodes sampled from a uniform policy. The amount of episodes sampled is 5% (10 for Shortcut, 25 for Delayed Effect, and 1000 for Tabular Pong) and 10% (20 for Shortcut, 50 for Delayed Effect, and 2000 for Tabular Pong) of full agent updates.

4.5.1 Pretraining

Section 4.4.2 discussed how extra training of the hindsight estimator between each full agent update can improve performance. We showed that the difference between using newly sampled episodes against using previously experienced ones is significant. Thus, ideally, we would like to use new experience, but still keep comparisons to the baselines fair. The difference between the amounts of experience used between methods can be greatly reduced by not sampling them between every agent update. Instead, we should find critical circumstances when additional training has the most impact and restrict sampling new episodes only to these occasions. A possible point is the beginning of the training, when both the untrained policy and the hindsight estimator obtain a lot of new information about the task. By pretraining the hindsight distribution to capture relevant information about the environment already before the first agent update, we can potentially reduce its responsibility to simply keeping up with the policy.

Pretraining with a uniform policy. The cheapest way to obtain trajectories from the environment is to use an untrained, uniform agent. Results for pretraining the agent by sampling episodes amounting to 5 and 10 percent of total training time are shown in Figure 15. We show the learning curves of pretrained agents by only considering full agent updates, and also by considering the pretraining period by shifting the obtained returns in time accordingly. Performance on all environments show a similar trend; if sampling trajectories would be cheaper than actor updates, then pretraining the hindsight estimator would be an effective method to improve StateHCA. However, pretraining actually reduces performance when the amount of sampled episodes are considered, and learning curves are shifted. These results contradict our expectations the most in Tabular Pong, where pretrained agents cannot outperform either baselines.

Pretraining with the optimal policy. Throughout previous sections, we stressed the importance of aligning the hindsight distribution with the current policy. Section 4.4.2 in particular demonstrated that additional training of the hindsight estimator is only advantageous if the episodes are sampled using the current policy instead of older ones. In that case, one could argue that the problem was not the lack of synchronization, but that the episodes came from lower performing policies and did not introduce new information about the environment. If synchronization of the hindsight estimator and the policy was indeed the issue, sampling policies from *any other* policy, even a better one, should decrease performance. To test this, we can pretrain the hindsight estimator using an oracle or fully trained policy instead of the initial uniform one. This, of course, requires either expert knowledge about

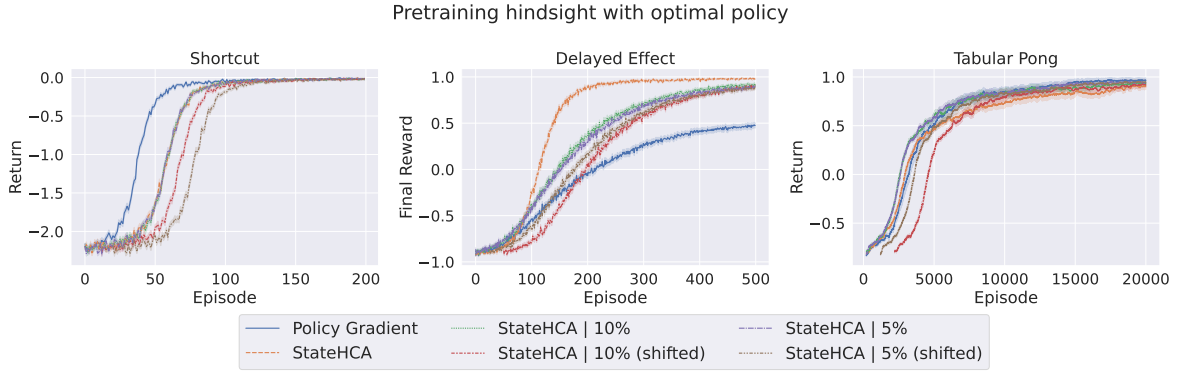


Figure 16: Pretraining the hindsight estimator using episodes sampled from the optimal policy. The amount of episodes sampled is 5% (10 for Shortcut, 25 for Delayed Effect, and 1000 for Tabular Pong) and 10% (20 for Shortcut, 50 for Delayed Effect, and 2000 for Tabular Pong) of full agent updates.

the task or a great amount of additional experience sampling, making comparisons unfair. However, this is not a concern for this experiment, where we are not trying to improve HCA and our hypothesis suggests that performance should decrease using this modification.

For this experiment we used the same fraction of episodes, 5 and 10 percent, for pretraining. In Shortcut and Delayed Effect, we sampled pretraining episodes from an oracle policy. In Tabular Pong, we used a fully trained agent that achieves near optimal returns (discussed further in Appendix A.3). Results are shown in Figure 16. Shortcut and Delayed Effect support our hypothesis. In Shortcut, pretraining with the oracle policy shows worse results than pretraining with a uniform one. In Delayed Effect the results are even more convincing as pretraining greatly reduces performance even compared to the baseline. However, pretraining with a fully trained agent in Tabular Pong seems to be more beneficial than with a uniform one. Pretrained agents in Figure 16 are able to achieve higher average returns compared to the ones in Figure 15 and compared to the baseline. This is especially surprising as matching the hindsight estimator to the policy should be particularly importance in Tabular Pong. Perhaps, pretraining with a fully trained policy provides much more additional experience to the hindsight estimator than a uniform one, because winning games takes much longer episodes covering various states. Further research regarding this scenario could test pretraining the hindsight estimator for a fixed amount of steps instead of episodes, to make the comparison more fair.

4.5.2 Policy Prior

Section 4.4.2 demonstrates the importance of synchronizing the hindsight estimator to the acting policy, but needs additional resources to do so. The oracle hindsight distributions discussed in Section 4.4.1 give an example on how to explicitly condition on the current policy when expert domain knowledge about the task is available. Alipov et al. (2021) propose a task agnostic method that requires no expert knowledge about the environment, or any additional training resources. They augment the hindsight distribution with the policy as a prior, as discussed in detail in Section 3.3. This allows the hindsight distribution to rapidly adapt to changes in the policy, thus greatly improving synchronization.

Empirical results for the policy prior in Figure 17 show that it slightly decreases performance in Shortcut, but provides a clear advantage over the baselines in Delayed Effect and Tabular Pong. In these two environments, the StateHCA baseline is forced to use a low actor learning rate, while the policy prior lets the agent utilize the highest tested learning rate by helping the hindsight estimator to match the pace of the changes in the learned policy. This is especially striking in Tabular Pong, where Policy Gradient outperforms the regular StateHCA, but the augmented version can confidently

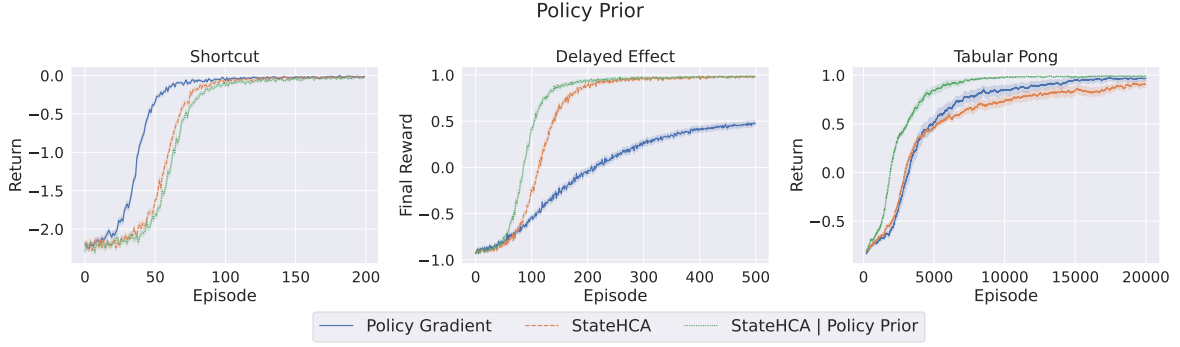


Figure 17: Learning curves of StateHCA using the policy as prior for the hindsight distribution.

outperform both baseline methods throughout training. This result further demonstrates the critical interplay between the policy and hindsight distribution, particularly for Tabular Pong.

We further demonstrate the usefulness of the policy prior with negative returns, where HCA especially struggled, in Appendix D.

4.5.3 Discussion

This section introduced two potential improvements to HCA. Pretraining with an uniform policy showed more convincing results given full agent updates. However, when the pretraining period was also considered, it turned out to be an inefficient way to jump start the hindsight estimator. Intuitively, pretraining with an optimal policy should provide expert knowledge and thus increase performance even more. However, our results do not show a clear improvement when the hindsight estimator is pretrained using oracle or trained actors. Even though the sampled episodes were not observed before, preventing overfitting, the misalignment of the behaviour policy (optimal and close to deterministic) and the target policy (uniform) was enough to bias the hindsight distribution. This is further evidence about the importance of aligning the hindsight estimator with the policy.

Augmenting the hindsight distribution with the policy as a prior significantly increased the performance of StateHCA in Delayed Effect and especially in Tabular Pong. In the latter, the policy prior enabled StateHCA to achieve a consistently winning behaviour earlier than Policy Gradient. The smooth learning curve also demonstrates that the policy prior not only accelerates the hindsight estimator, but also stabilizes training.

4.6. Handling The Immediate Reward

HCA estimates the action-value function $q_\pi(S_t, a)$, through the expression given in Equation 9. This form of the action-value function replaces the immediate reward with its estimated expectation $\hat{r}(S_t, a)$, and only weights the future rewards with the hindsight ratio. The reason for this follows from the definition of the hindsight distribution, as explained in the corresponding section.

Still, this is not the only way the immediate reward is handled in practice. For example, StateHCA defined by Algorithm 1 in Appendix D of the original paper by Harutyunyan et al. (2019) weights the estimation by the policy distribution as $\hat{r}(s, a)\pi(a|s)$ (line 19). A similar form appears in the work of Alipov et al. (2021), where its purpose is to allow update steps with respect to $\nabla \ln \pi$ instead of $\nabla \pi$. Instead, as pointed out in Section 4.2.2, the publicly available implementation uses the observed reward R_{t+1} weighted by the hindsight ratio conditioned on the current state, resulting in the expression

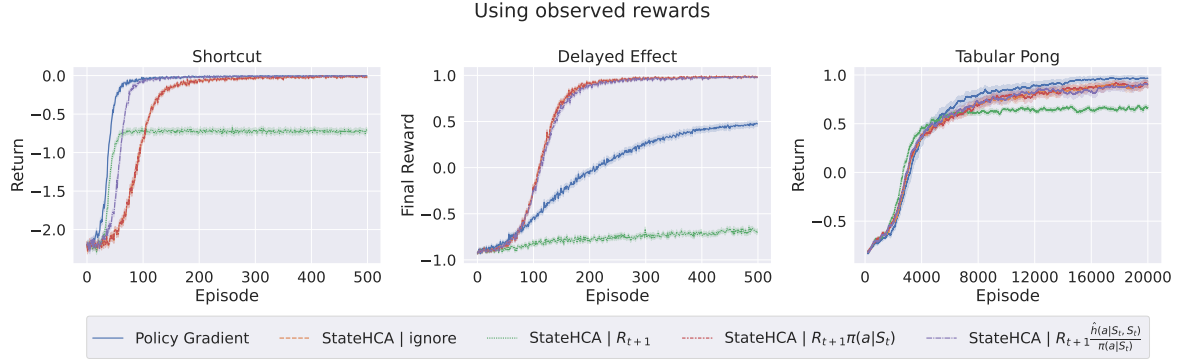


Figure 18: Learning curves of StateHCA using the observed rewards R_{t+1} , the observed rewards weighted by the policy distribution or the observed rewards weighted by the hindsight ratio conditioned on the current state.

that contradicts the original definition. This section shows that reweighting the immediate reward, regardless of whether it is observed or estimated, achieves better performance on our baseline tasks. This empirically motivates our choice of following the publicly available implementation for our baseline of StateHCA.

As we will describe in detail in the following, reweighting the immediate reward with the policy or the hindsight ratio provides better performance regardless of whether the reward is observed or estimated, but no theoretical foundation motivates it. Furthermore, the immediate reward does not depend on the selected action in Shortcut and Delayed Effect by the definitions of these environments. In Shortcut, it is always -1 or 1 depending only on the current state. In Delayed Effect, it is always stochastic or depends on an earlier action. To have a similar and self-consistent mechanism in Tabular Pong, actions taken at a time step move the agent’s paddle strictly after the new position of the ball has been calculated. Thus, we can also simply ignore the immediate reward in the action value function. We will call this method *StateHCA | ignore* and use it as a baseline along with Policy Gradient in this section.

4.6.1 Using Observed Rewards

Removing the reward estimator reduces the complexity of the agent and the initial bias of an additional estimator. This can be very important for StateHCA, which already suffers from a slow start compared to Policy Gradient. The available implementation of Harutyunyan et al. (2019) weights the observed reward R_{t+1} by the hindsight ratio $\frac{\hat{h}(a|S_t, S_t)}{\pi(a|S_t)}$. However, for completeness, we also tested StateHCA using only the observed reward R_{t+1} and using the observed reward weighted by the policy $R_{t+1}\pi(a|S_t)$.

Figure 18 shows that not weighting the observed reward forces the agent to converge to a suboptimal average return early in training. Ignoring it or weighting it by the policy distribution leads to identical performances. Weighting it with the hindsight ratio, which results in the algorithm we used as baseline in all other sections, performs on par or better than all other methods, on all environments.

4.6.2 Using Oracle Rewards

This subsection demonstrates the scenario when our estimation of the reward function is perfect. Note that this oracle reward, which we denote with $r^*(S_t, a)$, is the same as the observed reward in Shortcut and Tabular Pong, as the reward functions of these environments are fully deterministic. Thus, all results on these environments are the same as in the previous section.

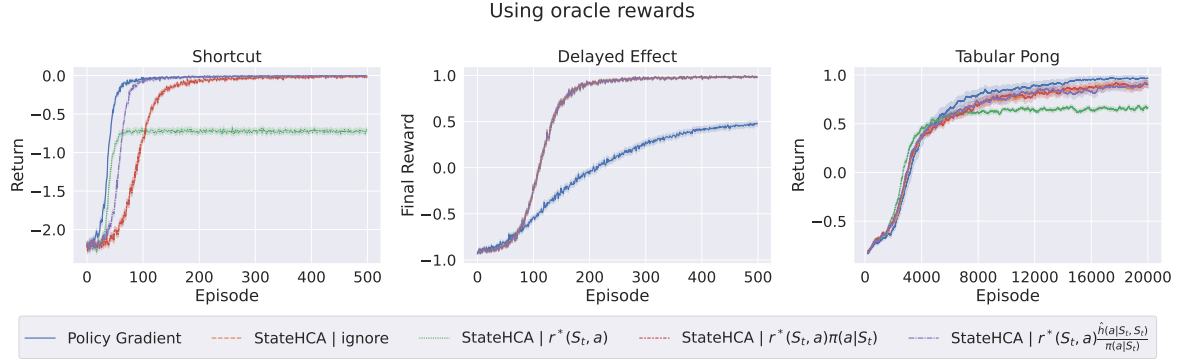


Figure 19: Learning curves of StateHCA using the oracle rewards $r^*(S_t, a)$, the oracle rewards weighted by the policy distribution or the oracle rewards weighted by the hindsight ratio conditioned on the current state.

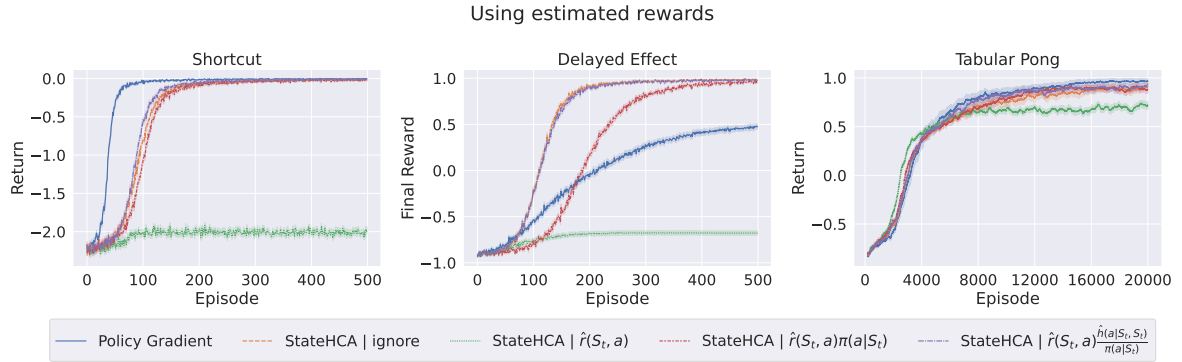


Figure 20: Learning curves of StateHCA using estimated rewards $\hat{r}(S_t, a)$, estimated rewards weighted by the policy distribution or estimated rewards weighted by the hindsight ratio.

The true underlying reward function is only latent in Delayed Effect. Here, simply using the noisy observed rewards R_{t+1} can make learning significantly more difficult. By replacing the observed rewards with the mean of the reward noise, 0, we can eliminate this bias. Figure 19 shows that using this oracle reward $r^*(S_t, a)$, without any additional weighting, performs on par with other methods in Delayed Effect. This is expected, as replacing the immediate reward with zero is identical to ignoring it.

4.6.3 Using Estimated Rewards

Harutyunyan et al. (2019) propose to estimate the immediate reward for each state-action pair, which we denote as $\hat{r}(S_t, a)$. In their original setups of Shortcut and Delayed Effect, each state contains only two actions, making this estimation much simpler. Figure 20 shows that this method greatly reduces performance in our setup on Shortcut, with more actions. Weighting by the hindsight ratio performs better than weighting by the policy distribution in Delayed Effect, and they perform the similarly in Tabular Pong.

4.6.4 Discussion

Estimating the immediate reward is unnecessary in Shortcut and Tabular Pong, and achieves very similar performance to simply using noisy observations in Delayed Effect. Our results show that weighting this reward by the hindsight ratio conditioned on the current state achieves the best results

on all environments compared to all other tested expressions. This result was consistent regardless of the reward being observed, estimated, or known by an oracle algorithm. The hindsight distribution conditioned on the current state $\hat{h}(a|S_t, \pi, S_t)$, is simply an estimation of the policy distribution $\pi(a|S_t)$. Thus, the ratio of this hindsight distribution and the policy is close to one for all actions. This means that all actions are considered irrelevant and thus credited the same. Furthermore, in log space, these almost identical distributions simply cancel each other out in log space, which explains how it can perform well even with a biased reward estimation.

In general, using observed rewards weighted by the hindsight ratio conditioned on the current state achieves the best performance. It also offers the simplest implementation of the update rule, where the immediate reward is handled the same way as all future rewards $R_t, t > 1$, presented in Equation 17.

4.7. Embedding Vector Representations

All agents so far considered states to be solely categorical, and learn the optimal action for each of them independently. This section explores agents that instead *learn* a vector representation for each state by using embeddings vectors. We present three methods to represent state pairs used by the hindsight distribution estimator and compare them using Tabular Pong, which is the only task complex enough such that learned representations of states can be beneficial.

4.7.1 Motivation

The state space has a latent structure that makes states relate to each other in different ways. For example, in Tabular Pong, states have an explicit high-dimensional ordering. The position of the ball, its direction and the position of the paddle all define relations between states that imply different groups of similar situations (Agarwal et al., 2021). For instance, many states where the agent’s paddle is *above* the ball will have the same optimal action of moving *down*. However, this also depends on the direction and the distance of the ball from the agent, making these relations challenging to utilize through heuristics. Being able to learn and exploit this structure is crucial to solve complex tasks. One method to enable agents to capture this structure is to represent states by vector embeddings, where different dimensions can encode different aspects of the state. Note that this is different from factorizing the state into state components. While the latter is an explicit modelling assumption about the structure of the environment, vector representations allow the agent to implicitly learn this structure, without aiming to decompose it.

Learned vector representations are especially important for tasks where the naive decomposition of states is difficult to interpret. A common and practical example of this are tasks with visual input, where individual pixels are meaningless. In these tasks, the agent is usually equipped with an encoder that encodes the images into vectors (Levine et al., 2016; Mnih et al., 2013) summarizing relevant information about the images. Then, the policy uses these vectors to make decisions. As the number of possible input images, thus the size of the state space, is intractable in high dimensions, learning a separate action distribution for each possible vector is impossible. Thus, the agent needs to learn how images, and their corresponding vectors, relate to each other.

We choose to experiment with vector representations only in Tabular Pong, as there the state space has a rich underlying structure, which Shortcut and Delayed Effect do not have because of their simplicity. Note that Tabular Pong has a tractable state space and can be solved even if this structure is completely ignored, as shown in the previous sections. Our results aim to provide the preliminary groundwork for future research and applications in applying HCA to the class of tasks described above.

4.7.2 Embedding Models

As a baseline for all experiments in this section, we implement an alternative to Policy Gradient, called EmbeddingPG. EmbeddingPG learns a vector embedding for each state and uses that as input for its actor and possibly a baseline, which are implemented as single linear layers mapping from the embedding vectors to actions or the value of the state respectively. The alternatives of StateHCA are the three variants of EmbeddingSHCA. They share the same architecture of the actor with EmbeddingPG. The architecture of the hindsight estimator is identical between all variants, with only the input size differing, and its structure is described in detail in the next paragraph. The differences between the variants arise from the way they obtain embedding representations for state pairs. The most compact variant *shares* the embedding layer with the actor and concatenates the embeddings of two states to obtain a state pair vector. The second version uses the same mechanism of constructing state pairs, but learns a *separate* embedding layer for state representations. The third, most sophisticated variant learns a separate vector representation for each possible state *pair*. Thus, no further concatenation is needed in this case. We refer to the three versions as the “shared”, the “separate” and the “pair” variants respectively.

All embedding layers in all models, both for the actor and the hindsight estimator, have the same size of 256 dimensions. Because of the concatenation of state embeddings in the shared and separate variants, the input size of their hindsight estimator is 512 dimensions. The architecture of the hindsight estimator consists of one hidden layer with a size of 128, followed by layer normalization (Ba et al., 2016), a SiLU activation function (Ramachandran et al., 2017) and an output layer mapping to actions. Furthermore, all EmbeddingSHCA models employ a policy prior (Section 4.5.2), as it was found to be crucial for all variants (preliminary results without policy prior are shown in Appendix E). Distributions over actions are acquired by applying a Softmax function over the output vector of the actor and the hindsight estimator. A visualization of the architectures of all embedding models is shown in Figure 21. We optimize all models with the Adam algorithm (Kingma and Ba, 2014) and schedule the learning rate of the actor, including the embedding layer and the corresponding linear layer, using cosine annealing (Loshchilov and Hutter, 2016), where the minimum learning rate is 10 percent of the initial one.

4.7.3 Experimental Setting

The learned embedding vectors are solely part of the agent, thus the environment can be left identical to previous sections. Thus, the environment of Tabular Pong only provides the unique identification numbers to the visited states, which the agents translate into the corresponding learned vector representation. Similarly to previous experiments, we train agents for 20000 episodes and repeat each experiment 20 times for robustness. All other environment parameters and the reporting of the learning curves is done the same way as described in Section 4.1.4. Using the architectures of the models described above, we only tune the learning rates and test EmbeddingPG with and without a baseline. An in-depth description of hyperparameter tuning, along with the results, is found in Appendix A.5.

4.7.4 Results and Analysis

Results are shown in Figure 22. The EmbeddingPG baseline confidently outperforms all EmbeddingSHCA variants. This indicates that the hindsight estimator, struggles to learn useful embeddings and a mapping of these embeddings to useful hindsight distributions. Separate embeddings perform better than shared ones early, but eventually approach similar returns. This slight advantage of separate embeddings can indicate the difference between the early learning objectives and the different structuring of the state space according to the actor and the hindsight estimator.

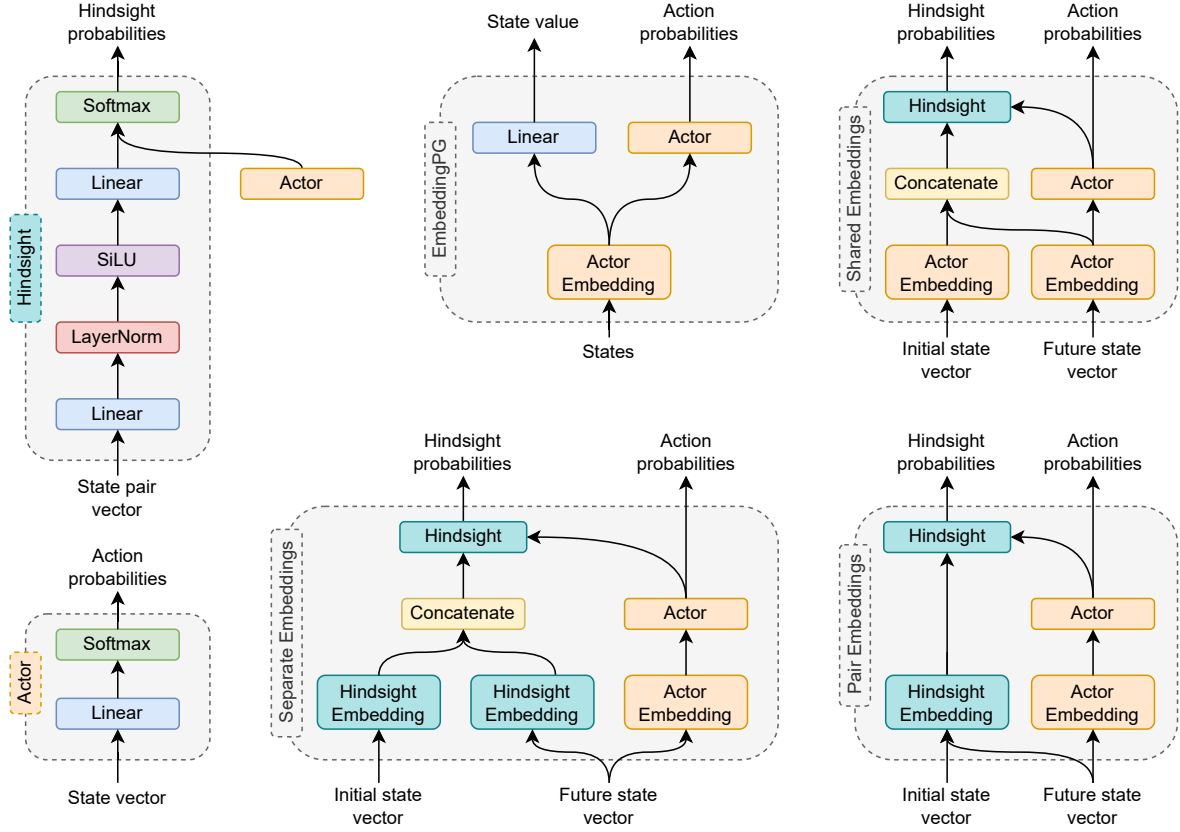


Figure 21: Architectures of embedding models. The architecture of the actor (bottom left, in orange) is shared between all models, and is always preceded by the actor embedding layer. The EmbeddingPG baseline (top middle) contains an optional baseline along with the actor. The architecture of the hindsight estimator (top left, in turquoise) is shared between all EmbeddingSHCA models and utilizes the actor (log) probabilities as a prior. The only difference between the variants is the way they produce state pair embeddings. The "shared" variant (top right) uses the same embedding layer as the actor and concatenates state embeddings. The "separate" variant (bottom middle) also concatenates state embeddings, but learns a separate embedding layer. The "pair" variant (bottom right) learns a distinct embedding for each pair separately, thus requires no concatenation.

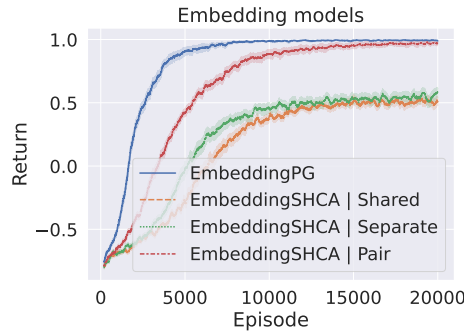


Figure 22: Learning curves of embedding models through returns in Tabular Pong.

However, this difference is much less significant compared to the difference to pair embeddings, which enable the agent to eventually solve the task. This demonstrates that the structure of the state space, in terms of hindsight, is difficult to exploit through simple sharing of state representations between pairs. As the separate (and the shared) variant learns representations for individual states, these representations are mutual in all pairs that contain the state, regardless whether it appears as the initial or as the goal state in the pair, or which other state appears next to it. Thus, changing the embedding vector of a single state, based on a learning signal from the observation of a single state pair, will also change the representation of many other state pairs. Our results indicate that states should be treated differently depending on which other state they follow or get followed by, and that only unique embeddings for all pairs can provide robust representations.

4.8. Conclusion

Throughout all the experiments of this section, we have seen the same pattern arise over various environments, setups, and even model architectures. This final assessment concludes our empirical investigation about the state-conditional HCA algorithm and summarizes the previous sections and our main findings.

The hindsight distribution is difficult to learn, and a biased estimator slows down the policy search. This is in contrast with time-based credit assignment, which has high variance by design, but requires no learning at all. Thus, while the Policy Gradient baselines only need to learn a distribution over actions for each state, HCA methods furthermore aim to learn an action distribution over all possible state pairs, a quadratic increase in the number of functions to estimate. The hindsight distributions are not only more numerous, but also constantly shifting because of the changing policy actively being learned. Therefore, the hindsight estimator needs to capture relevant information about the environment, while also chasing a moving target to synchronize with the policy. This forces HCA methods to use low actor learning rates without additional support.

Using expert knowledge to obtain the ground truth hindsight distribution, as well as training the hindsight estimator with multitudes of data compared to the actor, provides the performance boost HCA could potentially provide (Section 4.4). We have also shown an example of the hindsight distribution offering a suboptimal relevance measure, even when perfectly known (Section 4.4.1). In cases where the time taken to reach outcomes is an important feature in terms of returns, such as in *Shortcut*, we need to explicitly distinguish between actions based on temporal distance even if they eventually reach the same outcome.

More practical ways of additional training, such as using previously observed trajectories or pretraining, achieved disappointing results (Sections 4.4.2 and 4.5.1). On the other hand, augmenting the hindsight distribution with the policy as a prior (Alipov et al., 2021) effectively reduces the estimator's responsibility of keeping the distribution up to date with the policy. The policy prior is particularly useful in *Tabular Pong*, where a slight change in the policy can change a large portion of the hindsight distributions (Section 4.5.2). Section 4.6 suggests to simply ignore the immediate reward, as it does not depend on future states, nor the immediate action on the tasks we test on.

Using embedding vectors to represent states gave us insights about the structure of the state space defined by the hindsight distribution (Section 4.7). Our results show the difficulty of sharing state representations between state pairs conditioning the hindsight distribution. This verifies that the amount of functions HCA needs to estimate potentially scales quadratically with the number of states.

Overall, we found that the lack of synchronization between the hindsight estimator and the policy is the main bottleneck in the performance of HCA, which are in line with the results of Alipov et al. (2021). The hindsight estimator lags behind the policy, ensuing biased credit assignment. This lag can

be contributed to the fact that the hindsight distributions are difficult to estimate, and that they are numerous. These put HCA at a disadvantage compared to the time-based credit assignment algorithm that requires no learned estimator at all. In the next section, we propose a way to improve the efficiency of the hindsight estimator by exploiting a known causal structure.

Section 5. The Benefits of Factored Hindsight and Factored Representations

So far, we have considered environments where states are identified with a unique identification number. However, as already mentioned in Section 4.7, categorical state representations hide the underlying structure of the state space that orders states over multiple dimensions. Embedding models in Section 4.7 aimed to learn this structure through embedding vectors. In this section, we instead consider decompositions of states, $s \in \mathcal{S}^1 \times \dots \times \mathcal{S}^n$, defined by the factored environment itself (which we have introduced in Section 2.3.2).

For example, In Tabular Pong, a state can be decomposed into 5 variables; the horizontal and vertical position of the ball, its horizontal and vertical direction, and the position of the agent’s paddle. An agent can exploit potential symmetries arising from the structure of the state space to group states together that require similar behaviour. Additionally, states often depend on previous states only through a few dimensions. While dealing with the full range of possible dynamics functions is difficult, such sparse relationships can be more efficiently learned and used by an RL method to better identify relevant states and actions to outcomes.

This section aspires to take HCA a step closer to leveraging factored state structure and dynamics. In particular, we apply it to factored MDPs, assuming that the causal relationships between state components are known, and use these relationships to greatly reduce the number of hindsight distributions needed to learn by the hindsight estimator. We empirically show our improvement is always beneficial for HCA, often enabling it to outperform the Policy Gradient baseline in situations where the original variant is unable to learn a useful behaviour.

5.1. Motivation

Our empirical results in the previous section of this thesis have shown that efficiency is one of the main issues when estimating the hindsight distribution, arising from the quadratic number of possible pairings of states. Section 4.7 suggests that representations of (full) states cannot be shared between state pairs, even when these representations are learned to capture the latent structure of the state space. This section investigates whether we can share state representations using expert knowledge, among states that differ only over factors that are known to never contribute to outcomes of interest. In particular, we experiment with factored MDPs, where we add some *noise* factors in the state that only influence future states and rewards through the acting policy. As we discussed in Section 2.1, factored MDP can be represented by CBNs. On Figure 23, we show the causal graph corresponding to an example trajectory sampled from an MDP with noise factors, where the red nodes represent the noise factors and the green ones represent the factors that have an impact on the reward.

We compare two variants of the HCA methods presented in the previous section. The standard hindsight distribution is conditioned on the full state representations, as $\hat{h}(a|S_t, \pi, S_k)$. The *factored* hindsight distribution is only conditioned on the relevant state factor(s), as $\hat{h}(a|S_t^i, \pi, S_k^i)$, by marginalizing out all other factors. Intuitively, the factored variant groups together states that are only distinguished by noise factors. This can significantly decrease the number of estimated distributions, but makes the factored hindsight distribution biased. By inspecting Figure 23, we can see that in general, the selected action might still depend on noise factors, thus in general we should be careful about removing them from the hindsight distribution.

However, [Huang et al. \(2021\)](#) prove that state factors that do not have a directed path to the reward, except through the selected action, such as for example our noise factors, are not required for policy

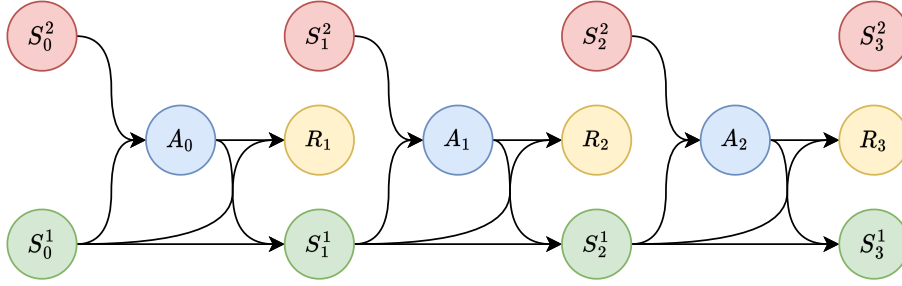


Figure 23: An example trajectory sampled from a factored MDP represented by a causal graph. State factors, actions, and rewards at every time-step are represented by distinct random variables, with corresponding nodes of the same label. As the example shows, the decision of the policy A_t at time step t depends on the whole state space, S_t^1 and S_t^2 . The subsequent reward R_{t+1} and the state component S_{t+1}^1 are caused by the selected action, and the state factor S_t^1 . The state factor S_t^2 is not caused by anything, and only indirectly influences future states $S_{t'+t}^1$ and rewards $R_{t'+t}$ through A_t .

learning. Furthermore, factors that do not generate the outcome of interest can even be adversarial during policy learning, giving way to possibly dangerous policies (De Haan et al., 2019). Thus, we hope that the factored hindsight distribution not only learns faster, but it also pushes policies conditioned on the whole state space towards ignoring noise factors, making the learned policy potentially safer and more generalizable.

5.2. Experimental Setting

We use the same environments presented in Section 4.1, with the baseline setups established in Section 4.3. To model the scenario proposed above, we add noise factors to each state that appear along the original state ID. We choose to add noise factors instead of decomposing the original MDPs because states in Shortcut and Delayed Effect do not have a meaningful decomposition. While Tabular Pong can be decomposed, no factors can be completely marginalized from the hindsight distribution with the motivation outlined above.

Observations are made up of the original state identification number and the random values taken by the noise factors. For simplicity, the true state ID is fixed at the first dimension. Thus, each state is represented by a vector, $s \in \mathcal{S}^1 \times \dots \times \mathcal{S}^n$, where s^1 represents the true state. The rest of the variables, $s^{i>1}$ are sampled uniformly for each state, before each episode from a set of values. For Shortcut and Delayed Effect, we use three noise factors, each taking values from the set $\{0, 1, 2\}$, and train models for 5000 episodes. To keep Tabular Pong solvable in a reasonable amount of time, we only use a single noise factor, with the same possible values. We train Policy Gradient and the StateHCA variants for 50000 episodes, and models using embedding vectors for 20000 episodes.

5.2.1 Baseline Models

We run experiments with baseline models introduced in Section 4.2, as well as the embedding models of Section 4.7. Baseline models in both cases are uninformed about which factors are useful and consider all of them. Thus, the actor of all baseline models, furthermore the baseline of Policy Gradient and EmbeddingPG, and the hindsight estimator of StateHCA and EmbeddingSHCA, are conditioned on the whole state vector, including the noise factors. Through the introduction of these noise factors, the state space baseline models operate on is increased by 27-fold for Shortcut and Delayed Effect, and by three-fold for Tabular Pong.

As all combinations of factor values define a distinct state, embedding models learn a unique embedding vector for all possible state vectors. We only include pair embeddings variant of EmbeddingSHCA next to EmbeddingPG in our experiments, as only that variant was able to solve Tabular Pong without noise factors. We use the architectures proposed in Section 4.7.2, but because of the increased size of the state space, we restrict the dimension of embedding vectors to 64 dimensions. Hyperparameter tuning results are presented in Appendix B.

5.2.2 Factored HCA

We compare the baseline models with a factored version of StateHCA, *StateHCA | Factored Hindsight* and the pair variant of EmbeddingSHCA, where hindsight distribution is only conditioned on the relevant state factor, *EmbeddingSHCA | Pair; Factored*. We call these *factored* HCA models, and we call the estimator of the hindsight distribution in this setting the *factored* hindsight estimator. We assume expert knowledge about which dimension contains the relevant factor, which in our case is the first element of the state vector. Thus the hindsight estimator of these models is only concerned about this component of the state vector. In principle, the hindsight estimator could learn which state variables are predictive of future state variables of interest. However, this would add significant complexity to the HCA algorithm, slowing down learning. We leave this extension to future work.

The hindsight estimators of these models operate on the reduced state space without noise factors, which is equivalent to the original versions of these environments. However, their actor is identical to the one in the baseline models. This means that the actor of factored StateHCA and EmbeddingSHCA still considers the full state vector, including the noise factors. This enables us to perform an ablation study about the impact of noise factors on the hindsight estimator by comparing the standard to the factored HCA models. The difference in performance of these models can be used to measure the contribution of the expert knowledge the hindsight estimator has about noise factors.

5.3. Results

In this section, we present the results of our experiments. We start by discussing our original hypotheses and expectations. In particular, we expect standard agents learning over the whole state space, including noise factors, to struggle on these versions of the environments and take much longer to find useful policies. PG methods should outperform standard HCA methods in Shortcut and Tabular Pong, as they should be affected by the increase of the state space less. We expect factored HCA methods to learn quicker than their standard counterparts on all tasks. Similarly to earlier results in Delayed Effect, we expect factored StateHCA to start preferring the optimal action earlier than Policy Gradient. Tabular Pong with noise factors should pose the most interesting setting to factored HCA methods. In the previous section, we have seen that synchronizing the hindsight estimator with the policy is crucial in the setup without noise factors. It is not obvious whether this insight transfers to the current case. However, we expect factored hindsight estimators to have an advantage in keeping up with the policy, as they need less experience to capture the dynamics of the environment.

We first present the results of our experiments on Factored StateHCA, and then move to Factored EmbeddingSHCA.

5.3.1 Factored StateHCA

Figure 24 shows the learning curves of all categorical models on all three environments augmented with noise factors. As expected, agents need much more episodes to deal with the increased difficulty

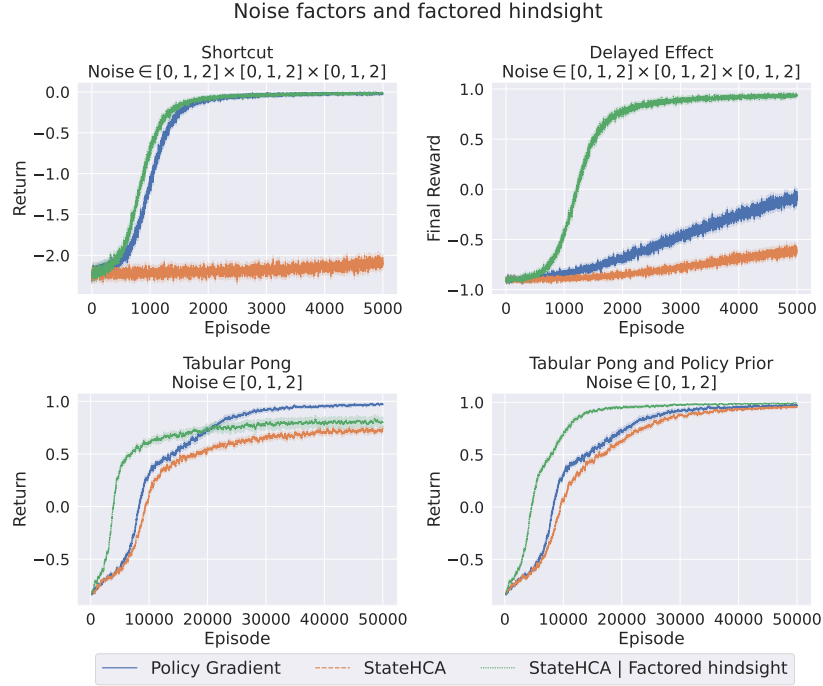


Figure 24: Learning curves of Policy Gradient, StateHCA and StateHCA with factored hindsight in Shortcut and Delayed Effect with noise factors $\in [1, 2, 3] \times [1, 2, 3] \times [1, 2, 3]$, and Tabular Pong with a single noise factor $\in [1, 2, 3]$, both in the vanilla case and in the policy prior case.

of these tasks. However, differences between standard and factored agents do not always show the same tendency over all environments. We discuss each environment in detail in the following.

Shortcut. As shown in Figure 24 top left, in Shortcut with three noise factors, standard StateHCA only shows signs of learning a useful policy at the end of its training sequence, where the average return slightly increases. Surprisingly, the Policy Gradient baseline can achieve near-optimal performance confidently relatively soon. This glaring difference demonstrates how susceptible HCA is against perturbed state dynamics. The factored StateHCA is not only able to solve the task, but even outperforms Policy Gradient. This is an important result, as Policy Gradient dominated all setups of Shortcut without noise factors in Section 4.3.

Delayed Effect. The issue of dealing with the increased state space for the standard hindsight estimator is highlighted most clearly by the comparison of its performance to the factored version in Delayed Effect with three noise factors, as shown in Figure 24 top right. Here, optimal returns can be achieved by finding the rewarding action in all 27 possible initial states that lead to all 27 possible rewarding final states. Thus, the standard hindsight estimator has to observe all, 27×27 combinations of initial and rewarding final states enough times to learn appropriate action distributions for all of them before being able to perform useful credit assignment. If we count the distributions conditioned on penalizing final states, which also impact credit assignment, this number increases by another 27-fold. At the same time, factored credit assignment needs to learn the action distribution for only a single state pair (or two state pairs, if we also count the penalizing state).

Tabular Pong. Figure 24 bottom left shows that baseline methods perform surprisingly well in Tabular Pong with a single noise factor, with Policy Gradient achieving optimal returns. Factored StateHCA is unable to solve the task, as its increase in performance slows down around an average return of 0.75.

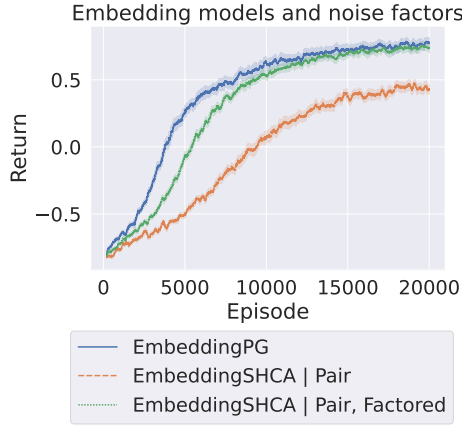


Figure 25: Learning curves of EmbeddingPG, EmbeddingSHCA and EmbeddingSHCA with factored hindsight in Tabular Pong with a single noise factor taking values in $[1, 2, 3]$.

This performance is almost also reached by the baseline variant of StateHCA. This outcome contradicts our expectations, as well as the results presented in Shortcut and Delayed Effect. It indicates that the increase of the space and the shift from deterministic to stochastic state dynamics might have little impact on the hindsight estimator, at least in the case of Tabular Pong.

The limited number of noise factors, coupled with a much longer training time, justifies the relatively high performance of baseline agents. The reason for the disappointing average return of factored StateHCA is harder to explain, as in the early stages of training it starts out very promising. A plausible explanation can be overconfidence of the factored hindsight estimator. Sections 4.4.2 and 4.5.1 demonstrated that this overconfidence can lead to desynchronization between the policy and the hindsight distribution. This results in biased credit assignment, hindering the learning abilities of the actor. Those results were clear for Delayed Effect, but not for Tabular Pong, and might require further investigation. However, the introduction of noise factors might have given such a large advantage to the factored hindsight estimator, that it becomes overconfident in the hindsight distributions conditioned on the early behaviour of the policy. This can explain both the initial steep rise in performance, and the lack of eventual progress when the policy should start to clearly prefer some actions over others. A more thorough investigation of these hypotheses is left for future work.

Additionally, in Figure 24 bottom right we include results for baseline and factored StateHCA models augmented with the policy as a prior, on the same setup of Tabular Pong with a single noise factor. Both StateHCA methods show convincing performance, as the baseline StateHCA method performs similarly to Policy Gradient, and the factored version significantly outperforms both baseline methods from the beginning of the training. This gives some support to our earlier hypothesis, that synchronization between the hindsight estimator and the policy is very important, both when the hindsight estimator falls behind, and also when it might get too much ahead.

5.3.2 Factored EmbeddingSHCA

Results for Embedding models in Tabular Pong are shown in Figure 25. In general, no model was able to solve the task in the given amount of training time. The EmbeddingPG baseline outperforms both EmbeddingSHCA variants in early stages. The base EmbeddingSHCA achieves the worst returns by far, while the factored variant eventually catches up. As expected, the factored hindsight estimator performs better than the standard version throughout training.

The difference between the baseline and the factored versions of EmbeddingSHCA is a clear example of

beneficial representation sharing, unlike the one we saw in Section 4.7. There are two main differences between the comparison of separate to pair variants, and the comparison of baseline to factored versions. The first difference arises from what is shared and how. With separate embeddings, we tried to share state representations among pairs, while factored pairs unify the representations of originally different state pairs. This avoids the issue of changing different pair representations based on a learning signal that only applies to one of them.

The other difference is the justification for sharing representations. For separate embeddings, we only have the intuitive idea that some state pairs can be grouped together according to the dynamics of the environment. Based on this, we set up a rigid rule for sharing representations and gave the responsibility of learning how to exploit it to the hindsight estimator. With factored hindsight, our argument for grouping state pairs together is grounded in causal reasoning. This takes responsibility away from the hindsight estimator instead of increasing it. Again, a more thorough experimental validation and ablation studies to confirm our hypotheses are left for future work.

5.4. Discussion

In this section, we explored factored versions of previously presented environments, where states are augmented with stochastic noise variables that we know should not have an effect on the reward. In this setting, we have explored increasing both the size of the state space combinatorially, and the randomness of the environment dynamics. Then, we proposed a causally motivated method to reduce the state space considered by the hindsight distribution, through marginalization of these noise factors. We could do this by utilizing expert knowledge about the environment dynamics and the causal relationships between state components. Particularly, by knowing that noise factors have no real relevance towards future rewards or outcomes, we could ignore them when conditioning the hindsight estimator on states. We implemented this approach for both StateHCA and EmbeddingSHCA, and call the new versions as factored variants. These versions essentially share representations among state pairs that are only different in terms of noise factors.

We have shown that considering the causal relationships between states can greatly improve the performance of HCA. Factored HCA implementations always outperform the standard variants over all tasks. Factored StateHCA also outperforms the naive Policy Gradient baseline in Shortcut and Delayed Effect, where the standard version can barely start learning. This result is especially important in Shortcut, as opposed to the results in the variant without noise factors, presented in Section 4. There, without the advantage of shared state representations, StateHCA could not compete with Policy Gradient. Furthermore, by utilizing a policy prior, StateHCA can also outperform both baselines in Tabular Pong.

Exploiting causal relationships between states enabled us to reduce the number of hindsight distributions needed to be estimated, thus addressing one of the main issues pointed out by our investigation in Section 4. Factored hindsight can potentially serve as a promising first step towards efficient HCA algorithms that can capture relevant information about the environment faster, while also being able to keep up with the changing policy.

Section 6. Conclusion

In this thesis, we carried out an extensive empirical investigation about Hindsight Credit Assignment to identify the scenarios at which it excels, and the ones where it struggles to perform. We find that Hindsight Credit Assignment struggles to maintain useful credit assignment during training because of two key, synergizing issues. Firstly, without additional assumptions, the hindsight estimator needs to learn a distinct distribution for each state pair, making the number of estimated functions grow quadratically with the number of states. Additionally, the hindsight distributions need to get continuously updated as the policy changes through learning. These two issues together pose a scenario where each policy update step induces bias in many learned hindsight distributions, forcing the hindsight estimator to chase numerous moving targets.

We discussed several possible methods to accelerate the adaptation of hindsight distribution estimations to the policy. Our results indicate that additional training of the hindsight estimator is only helpful, if there is no misalignment between the trajectories used for additional training and the trajectories generated by the policy. In particular, if we use trajectories from earlier episodes, sampled by past policies, additional training of the hindsight estimator can hinder the policy search. We also find that augmenting the hindsight distribution with the policy distribution as a prior (Alipov et al., 2021), helps with the synchronization issue between them, significantly increasing performance on tasks where their alignment is crucial. Future work could investigate whether the policy prior enables us to use trajectories for additional training that were obtained by different policies, which would yield significantly more sample efficient training.

Even if the hindsight estimator can quickly keep up with the policy, the quadratic growth in the number of estimated functions makes it impossible to apply it in environments with large state spaces. However, there might be a potentially great amount of information that could be shared between these functions, enabling HCA to generalize over state pairs. For example, the policy prior shares information about the current policy across all hindsight distributions. To test whether we can also share information about the environment, we propose different variants of EmbeddingSHCA, a method that estimates the hindsight distribution by representing states with learned embedding vectors. Unfortunately, our results indicate that such learned state representations cannot be shared between state pairs. A possible reason for this is that two states might imply very different action distributions depending on their ordering in the pair. Thus, sharing state embeddings might be possible if we learn two distinct embeddings for each state, one to represent it as an initial state, and another one to represent it as an outcome.

We also applied Hindsight Credit Assignment in factored MDPs, and investigated whether we can group state pairs together using expert knowledge about the causal relationships between state variables in these environments. We propose to use *factored hindsight distributions*, which are conditioned only on state variables that influence the reward distribution regardless of the acting policy. We show that the factored hindsight distribution performs better than the standard variant on all tested environments, and achieves competitive performance compared to the standard credit assignment method.

While our proposed factored hindsight distribution uses expert knowledge about causal relationships, enabling it to instead discover them from the observed trajectories could make it more practical (Feng et al., 2022; Huang et al., 2021; Jonsson and Barto, 2006). Additionally, HCA methods could be combined with sampled action credit assignment methods, like RUDDER (Arjona-Medina et al., 2019), to increase their sample efficiency. Finally, an interesting line of research would be to investigate how HCA methods deal with distribution shifts. For example, the state-conditional HCA is completely resilient to alterations in the reward distribution, which might allow policies to adapt quicker to changing objectives.

Bibliography

- Rishabh Agarwal, Marlos C Machado, Pablo Samuel Castro, and Marc G Bellemare. 2021. Contrastive behavioral similarity embeddings for generalization in reinforcement learning. *arXiv preprint arXiv:2101.05265*.
- Vyacheslav Alipov, Riley Simmons-Edler, Nikita Putintsev, Pavel Kalinin, and Dmitry Vetrov. 2021. [Towards practical credit assignment for deep reinforcement learning](#). *CoRR*, abs/2106.04499.
- Jose A Arjona-Medina, Michael Gillhofer, Michael Widrich, Thomas Unterthiner, Johannes Brandstetter, and Sepp Hochreiter. 2019. Rudder: Return decomposition for delayed rewards. *Advances in Neural Information Processing Systems*, 32.
- Kavosh Asadi, Cameron Allen, Melrose Roderick, Abdel-rahman Mohamed, George Konidaris, Michael Littman, and Brown University Amazon. 2017. Mean actor critic. *stat*, 1050:1.
- Jimmy Lei Ba, Jamie Ryan Kiros, and Geoffrey E Hinton. 2016. Layer normalization. *arXiv preprint arXiv:1607.06450*.
- M. G. Bellemare, Y. Naddaf, J. Veness, and M. Bowling. 2013. The arcade learning environment: An evaluation platform for general agents. *Journal of Artificial Intelligence Research*, 47:253–279.
- Craig Boutilier, Richard Dearden, and Moisés Goldszmidt. 2000. Stochastic dynamic programming with factored representations. *Artificial intelligence*, 121(1-2):49–107.
- Lars Buesing, Theophane Weber, Yori Zwols, Sebastien Racaniere, Arthur Guez, Jean-Baptiste Lespiau, and Nicolas Heess. 2018. Woulda, coulda, shoulda: Counterfactually-guided policy search. *arXiv preprint arXiv:1811.06272*.
- Murray Campbell, A. Joseph Hoane, and Feng-hsiung Hsu. 2002. [Deep blue](#). *Artif. Intell.*, 134(1-2):57–83.
- Kamil Ciosek and Shimon Whiteson. 2018. Expected policy gradients. In *Proceedings of the AAAI Conference on Artificial Intelligence*, volume 32.
- Pim De Haan, Dinesh Jayaraman, and Sergey Levine. 2019. Causal confusion in imitation learning. *Advances in Neural Information Processing Systems*, 32.
- Jiajun Duan, Di Shi, Ruisheng Diao, Haifeng Li, Zhiwei Wang, Bei Zhang, Desong Bian, and Zhehan Yi. 2019. Deep-reinforcement-learning-based autonomous voltage control for power grid operations. *IEEE Transactions on Power Systems*, 35(1):814–817.
- Alhussein Fawzi, Matej Balog, Aja Huang, Thomas Hubert, Bernardino Romera-Paredes, Mohammadamin Barekatain, Alexander Novikov, Francisco J. R. Ruiz, Julian Schrittwieser, Grzegorz Swirszcz, David Silver, Demis Hassabis, and Pushmeet Kohli. 2022. [Discovering faster matrix multiplication algorithms with reinforcement learning](#). *Nature*, 610(7930):47–53.
- Fan Feng, Biwei Huang, Kun Zhang, and Sara Magliacane. 2022. [Factored adaptation for non-stationary reinforcement learning](#). In *Advances in Neural Information Processing Systems*.
- Carlos Guestrin, Daphne Koller, Ronald Parr, and Shobha Venkataraman. 2003. Efficient solution algorithms for factored mdps. *Journal of Artificial Intelligence Research*, 19:399–468.

- Eric A. Hansen and Zhengzhu Feng. 2000. Dynamic programming for pomdps using a factored state representation. In *Proceedings of the Fifth International Conference on Artificial Intelligence Planning Systems*, AIPS'00, page 130–139. AAAI Press.
- Anna Harutyunyan, Will Dabney, Thomas Mesnard, Mohammad Gheshlaghi Azar, Bilal Piot, Nicolas Heess, Hado P van Hasselt, Gregory Wayne, Satinder Singh, Doina Precup, et al. 2019. Hindsight credit assignment. *Advances in neural information processing systems*, 32:12488–12497.
- Biwei Huang, Fan Feng, Chaochao Lu, Sara Magliacane, and Kun Zhang. 2021. Adarl: What, where, and how to adapt in transfer reinforcement learning. *arXiv preprint arXiv:2107.02729*.
- Chia-Chun Hung, Timothy Lillicrap, Josh Abramson, Yan Wu, Mehdi Mirza, Federico Carnevale, Arun Ahuja, and Greg Wayne. 2019. [Optimizing agent behavior over long time scales by transporting value](#). *Nature Communications*, 10(1):5223.
- Anderson Jonsson and Andrew Barto. 2006. Causal graph based decomposition of factored mdps. *Journal of Machine Learning Research*, 7(11).
- John Jumper, Richard Evans, Alexander Pritzel, Tim Green, Michael Figurnov, Olaf Ronneberger, Kathryn Tunyasuvunakool, Russ Bates, Augustin Žídek, Anna Potapenko, et al. 2021. Highly accurate protein structure prediction with alphafold. *Nature*, 596(7873):583–589.
- Michael Kearns and Daphne Koller. 1999. Efficient reinforcement learning in factored mdps. In *IJCAI*, volume 16, pages 740–747.
- Diederik P Kingma and Jimmy Ba. 2014. Adam: A method for stochastic optimization. *arXiv preprint arXiv:1412.6980*.
- Adam Daniel Laud. 2004. *Theory and application of reward shaping in reinforcement learning*. University of Illinois at Urbana-Champaign.
- Sergey Levine, Chelsea Finn, Trevor Darrell, and Pieter Abbeel. 2016. End-to-end training of deep visuomotor policies. *The Journal of Machine Learning Research*, 17(1):1334–1373.
- Xihan Li, Jia Zhang, Jiang Bian, Yunhai Tong, and Tie-Yan Liu. 2019. A cooperative multi-agent reinforcement learning framework for resource balancing in complex logistics network. *arXiv preprint arXiv:1903.00714*.
- Ilya Loshchilov and Frank Hutter. 2016. Sgdr: Stochastic gradient descent with warm restarts. *arXiv preprint arXiv:1608.03983*.
- Chaochao Lu, Biwei Huang, Ke Wang, José Miguel Hernández-Lobato, Kun Zhang, and Bernhard Schölkopf. 2020. Sample-efficient reinforcement learning via counterfactual-based data augmentation. *arXiv preprint arXiv:2012.09092*.
- Thomas Mesnard, Theophane Weber, Fabio Viola, Shantanu Thakoor, Alaa Saade, Anna Harutyunyan, Will Dabney, Thomas S Stepleton, Nicolas Heess, Arthur Guez, Eric Moulines, Marcus Hutter, Lars Buesing, and Remi Munos. 2021. [Counterfactual credit assignment in model-free reinforcement learning](#). In *Proceedings of the 38th International Conference on Machine Learning*, volume 139 of *Proceedings of Machine Learning Research*, pages 7654–7664. PMLR.
- Marvin Minsky. 1961. Steps toward artificial intelligence. *Proceedings of the IRE*, 49(1):8–30.
- Azalia Mirhoseini, Anna Goldie, Mustafa Yazgan, Joe Wenjie Jiang, Ebrahim Songhori, Shen Wang, Young-Joon Lee, Eric Johnson, Omkar Pathak, Azade Nazi, et al. 2021. A graph placement methodology for fast chip design. *Nature*, 594(7862):207–212.

- Volodymyr Mnih, Adria Puigdomenech Badia, Mehdi Mirza, Alex Graves, Timothy Lillicrap, Tim Harley, David Silver, and Koray Kavukcuoglu. 2016. [Asynchronous methods for deep reinforcement learning](#). In *Proceedings of The 33rd International Conference on Machine Learning*, volume 48 of *Proceedings of Machine Learning Research*, pages 1928–1937, New York, New York, USA. PMLR.
- Volodymyr Mnih, Nicolas Heess, Alex Graves, and koray kavukcuoglu. 2014. [Recurrent models of visual attention](#). In *Advances in Neural Information Processing Systems*, volume 27. Curran Associates, Inc.
- Volodymyr Mnih, Koray Kavukcuoglu, David Silver, Alex Graves, Ioannis Antonoglou, Daan Wierstra, and Martin Riedmiller. 2013. Playing atari with deep reinforcement learning. *arXiv preprint arXiv:1312.5602*.
- Volodymyr Mnih, Koray Kavukcuoglu, David Silver, Andrei A Rusu, Joel Veness, Marc G Bellemare, Alex Graves, Martin Riedmiller, Andreas K Fidjeland, Georg Ostrovski, et al. 2015. Human-level control through deep reinforcement learning. *nature*, 518(7540):529–533.
- Janosch Moos, Kay Hansel, Hany Abdulsamad, Svenja Stark, Debora Clever, and Jan Peters. 2022. Robust reinforcement learning: A review of foundations and recent advances. *Machine Learning and Knowledge Extraction*, 4(1):276–315.
- Andrew Y Ng, Daishi Harada, and Stuart Russell. 1999. Policy invariance under reward transformations: Theory and application to reward shaping. In *icml*, volume 99, pages 278–287.
- Judea Pearl. 2009. [Causality: Models, reasoning, and inference](#), 2 edition. Cambridge University Press.
- Jonas Peters, Dominik Janzing, and Bernhard Schölkopf. 2017. *Elements of Causal Inference: Foundations and Learning Algorithms*. The MIT Press.
- Silviu Pitis, Elliot Creager, and Animesh Garg. 2020. [Counterfactual data augmentation using locally factored dynamics](#). In *Advances in Neural Information Processing Systems*, volume 33, pages 3976–3990. Curran Associates, Inc.
- Prajit Ramachandran, Barret Zoph, and Quoc V Le. 2017. Searching for activation functions. *arXiv preprint arXiv:1710.05941*.
- David Raposo, Samuel Ritter, Adam Santoro, Greg Wayne, Théophane Weber, Matthew M. Botvinick, H. V. Hasselt, and Francis Song. 2021. Synthetic returns for long-term credit assignment. *ArXiv*, abs/2102.12425.
- Roberto Rocchetta, L Bellani, M Compare, Enrico Zio, and E Patelli. 2019. A reinforcement learning framework for optimal operation and maintenance of power grids. *Applied energy*, 241:291–301.
- Ulrich Schwalbe and Paul Walker. 2001. [Zermelo and the early history of game theory](#). *Games and Economic Behavior*, 34(1):123–137.
- Bernhard Schölkopf, Francesco Locatello, Stefan Bauer, Nan Rosemary Ke, Nal Kalchbrenner, Anirudh Goyal, and Yoshua Bengio. 2021. [Toward causal representation learning](#). *Proceedings of the IEEE*, 109(5):612–634.
- Maximilian Seitzer, Bernhard Schölkopf, and Georg Martius. 2021. [Causal influence detection for improving efficiency in reinforcement learning](#).
- David Silver, Aja Huang, Chris J Maddison, Arthur Guez, Laurent Sifre, George Van Den Driessche, Julian Schrittwieser, Ioannis Antonoglou, Veda Panneershelvam, Marc Lanctot, et al. 2016. Mastering the game of go with deep neural networks and tree search. *nature*, 529(7587):484–489.

- David Silver, Thomas Hubert, Julian Schrittwieser, Ioannis Antonoglou, Matthew Lai, Arthur Guez, Marc Lanctot, Laurent Sifre, Dhharshan Kumaran, Thore Graepel, Timothy Lillicrap, Karen Simonyan, and Demis Hassabis. 2018. [A general reinforcement learning algorithm that masters chess, shogi, and go through self-play](#). *Science*, 362(6419):1140–1144.
- Peter Spirtes, Clark N Glymour, Richard Scheines, and David Heckerman. 2000. *Causation, prediction, and search*. MIT press.
- Richard S Sutton and Andrew G Barto. 2018. *Reinforcement learning: An introduction*. MIT press.
- Richard S Sutton, David A McAllester, Satinder P Singh, Yishay Mansour, et al. 1999. Policy gradient methods for reinforcement learning with function approximation. In *NIPs*, volume 99, pages 1057–1063. Citeseer.
- Matthew E Taylor and Peter Stone. 2009. Transfer learning for reinforcement learning domains: A survey. *Journal of Machine Learning Research*, 10(7).
- Pedro A Tsividis, Thomas Pouncy, Jaqueline L Xu, Joshua B Tenenbaum, and Samuel J Gershman. 2017. Human learning in atari. In *2017 AAAI spring symposium series*.
- D. Vengerov and N. Iakovlev. 2005. [A reinforcement learning framework for dynamic resource allocation: First results](#). In *Second International Conference on Autonomic Computing (ICAC'05)*, pages 339–340.
- David Vengerov. 2009. [A reinforcement learning framework for utility-based scheduling in resource-constrained systems](#). *Future Generation Computer Systems*, 25(7):728–736.
- Ronald J Williams. 1992. Simple statistical gradient-following algorithms for connectionist reinforcement learning. *Machine learning*, 8(3):229–256.
- Yang Yu. 2018. [Towards sample efficient reinforcement learning](#). In *Proceedings of the Twenty-Seventh International Joint Conference on Artificial Intelligence, IJCAI-18*, pages 5739–5743. International Joint Conferences on Artificial Intelligence Organization.
- Dongxia Zhang, Xiaoqing Han, and Chunyu Deng. 2018. Review on the research and practice of deep learning and reinforcement learning in smart grids. *CSEE Journal of Power and Energy Systems*, 4(3):362–370.

		Policy Gradient		StateHCA	
		act lr	baseline	act lr	hinds lr
Shortcut	Original	0.4	no	0.4	1.0
Shortcut	20 states	0.4	no	0.4	1.0
Shortcut	20 stay	0.4	no	0.4	1.0
Shortcut	20 states & stay	0.4	no	0.4	1.0
Shortcut	0.0 skip prob	0.4	no	0.4	1.0
Shortcut	0.5 skip prob	0.4	no	0.4	1.0
Shortcut	1.5 final reward	0.4	no	0.4	1.0
Shortcut	0.5 final reward	0.4	yes	0.1	1.0
Delayed Effect	Original	0.1	no	0.2	1.0
Delayed Effect	20 states	0.1	no	0.1	0.6
Delayed Effect	20 wrong	0.1	no	0.2	1.0
Delayed Effect	20 states & wrong	0.1	no	0.1	0.6
Delayed Effect	noise $\sigma = 0.0$	0.4	no	0.4	1.0
Delayed Effect	noise $\sigma = 0.3$	0.3	no	0.4	1.0
Delayed Effect	noise $\sigma = 0.5$	0.1	no	0.3	0.6
Tabular Pong		0.2	no	0.1	1.0

Table 1: The best hyperparameters found for different Setups. Setups used as baseline environments for most experiments are shown in bold.

A. Hyperparameter tuning for the Empirical Investigation of Hind-sight

Hyperparameter search is done identically on all environments. Different learning rates in the set of $\{0.1, 0.2, 0.3, 0.4\}$ for the actor in Policy Gradient are tested with and without baseline. We choose these values based on the original HCA paper by Harutyunyan et al. (2019). If a baseline is included, then it uses the same learning as the actor. The learning rate of the actor for StateHCA is tested in the same range with the hindsight learning rate set to 0.4. Given the best found learning rate for the actor, the learning rate of the hindsight estimator is tuned between the values of $\{0.0, 0.2, 0.4, 0.6, 0.8, 1.0\}$.

A.1. Baseline results

Table 1 shows a summary of the best hyperparameters found. Figure 26 shows hyperparameter tuning results for Original Shortcut and Original Delayed Effect. Both agents on Original Shortcut perform best with the highest learning rate, and a baseline added to Policy Gradient has no impact on its performance. Original Delayed Effect shows very different results between the two baseline methods. Delayed Effect requires the lowest learning rate possible to be able to approach optimal behaviour. Furthermore, adding a baseline deteriorates its performance more as higher learning rates are used. StateHCA, on the other hand, is able to solve the task with all learning rates with only small differences between higher values.

Learning curves from hyperparameter tuning on Shortcut with different setups are shown on Figures 27, 28 and 29 for more states and stay actions, different skip probabilities and different final rewards respectively. Figure 27 shows that for increased number of states or stay actions, a higher learning rate is better in general. A baseline seems to have no impact when the number of states and actions is increased separately, however on the setup with both of them increased, Policy Gradient with a baseline seems to converge quicker to a worse performance than without a baseline. Different amount of noise values seem to produce expected results, with higher learning rates being faster to converge to

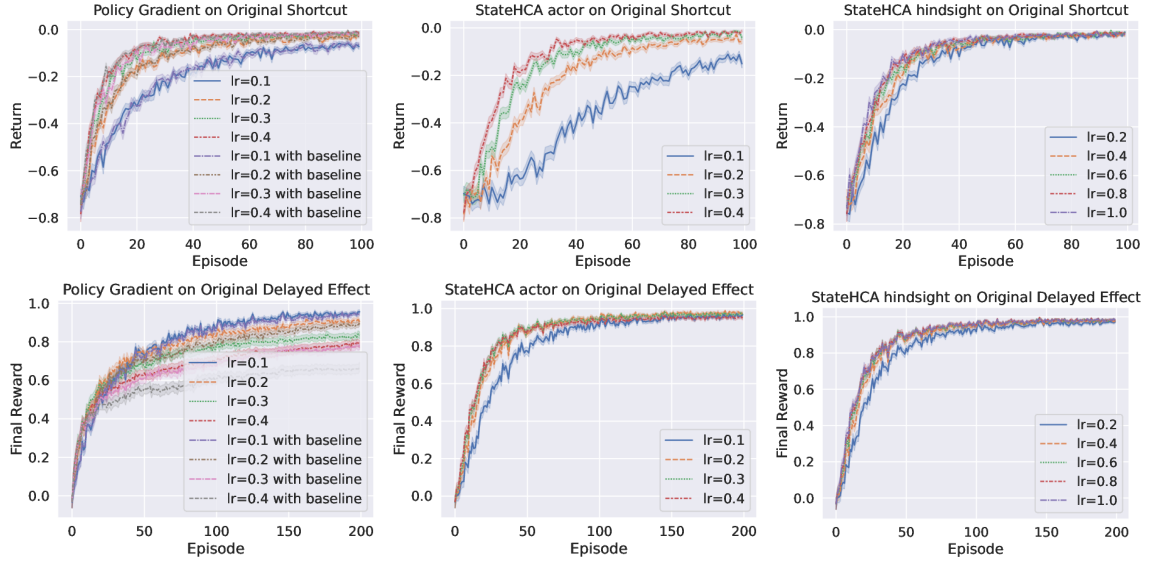


Figure 26: Hyperparameter tuning to reproduce Original Shortcut (top) and Original Delayed Effect (bottom).

optimal performance. Adding a baseline creates similar behaviour as the one that can be observed with the number of states and stay actions increased. Increasing the final return does not show surprising results either. Decreasing it, resulting in negative returns even with optimal behaviour, changes the best hyperparameters drastically. A baseline in Policy Gradient clearly increases performance, and a low learning rate for the actor of StateHCA is essential.

For Delayed Effect, Figure 30 shows results for setups with more states or wrong actions and Figure 31 for different standard deviation values for reward noise. Opposite of Shortcut, a lower learning rate for the actor is better for both models when the number of states or wrong actions is changed. This is due to the large reward noise as lower noise values, imply better performance for models with higher learning rates.

Finally, hyperparameter tuning results on Tabular Pong are shown on Figure 32. A baseline in Policy Gradient again helps it achieve higher returns early on, but ultimately makes it converge to a lower performance than versions without a learning rate. StateHCA performs better with a lower learning rate for the actor.

A.2. Perfect Hindsight

The best hyperparameters found for StateHCA models equipped with oracle or additionally trained hindsight estimators are summarized in Table 2. Oracle StateHCA is only applied on Shortcut and Delayed Effect, and needs no hindsight learning rate tuning as it does not need to learn the hindsight distribution estimator. The oracle hindsight distribution allows Oracle StateHCA to use the maximum tried actor learning rate.

Using new episodes for additional training of the hindsight estimator allows the StateHCA to use a higher actor learning rate on Delayed Effect. On Tabular Pong, the benefits of additional hindsight training with new episodes is even clearer; more additional training allows for larger actor learning rate. Using old episodes does not have beneficial effects like this. StateHCA actually needs a lower actor learning rate for actor compared to the baseline on Delayed Effect, and needs the same learning rate on Tabular Pong. It's interesting to see that the hindsight learning rate either stays the same or is

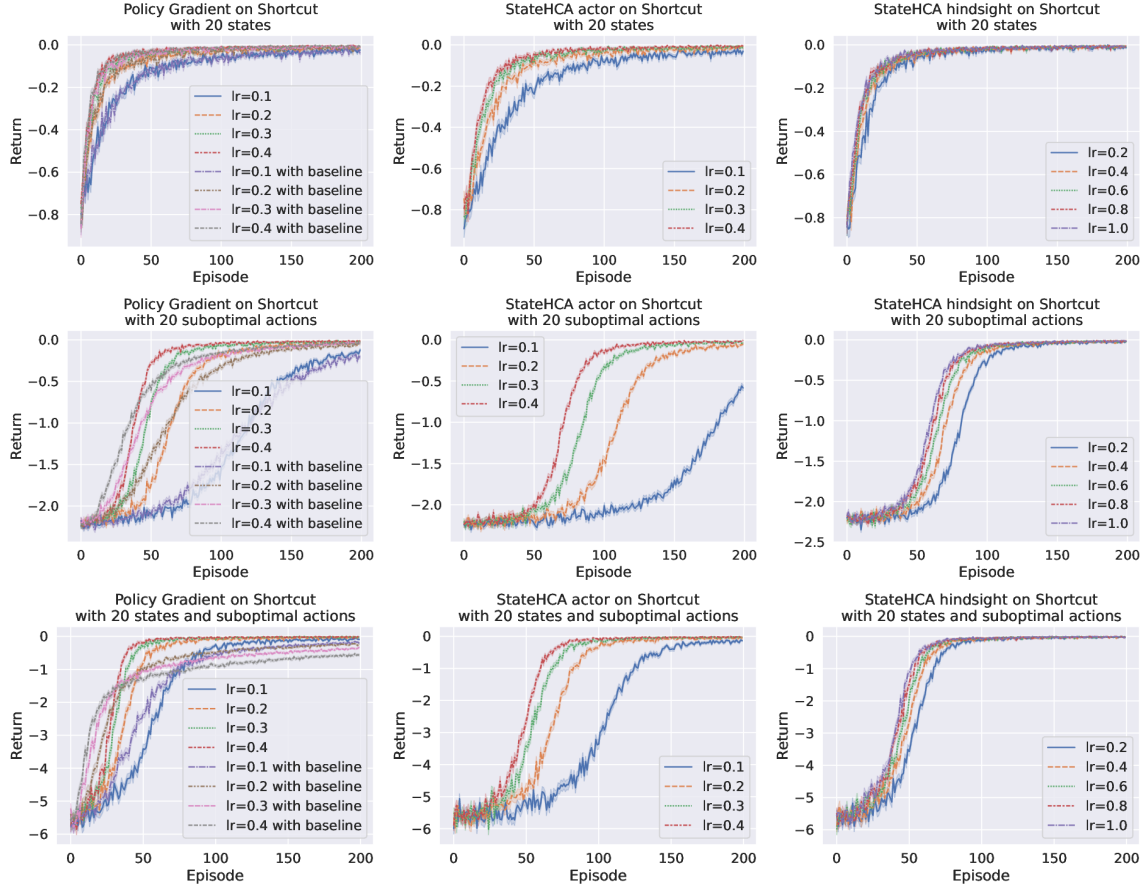


Figure 27: Hyperparameter tuning on Shortcut with more states and actions.

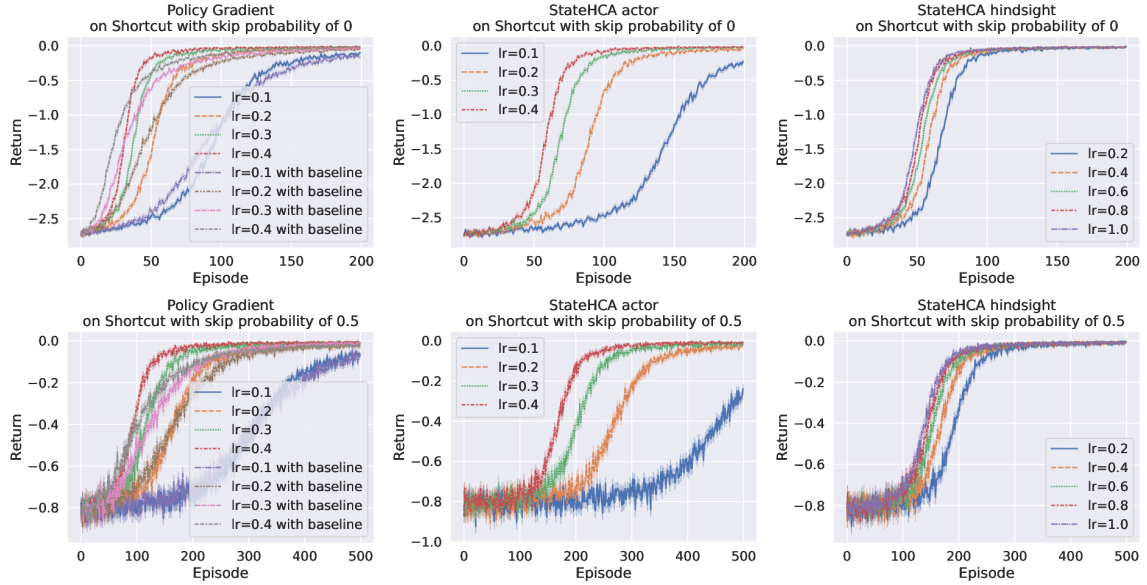


Figure 28: Hyperparameter tuning on Shortcut with different skip probabilities.

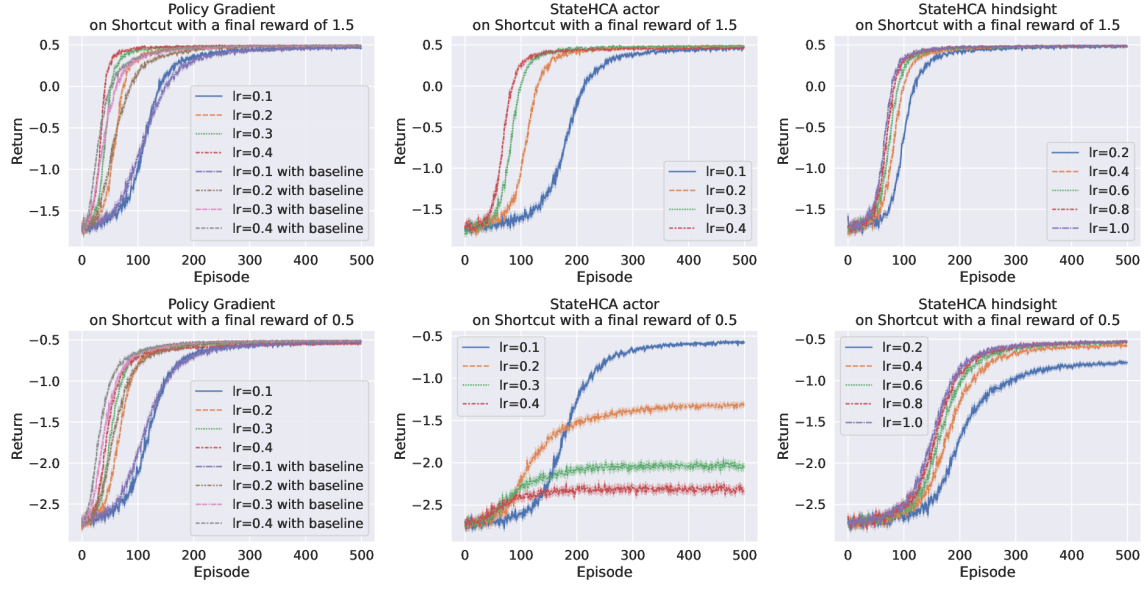


Figure 29: Hyperparameter tuning on Shortcut with different final rewards.

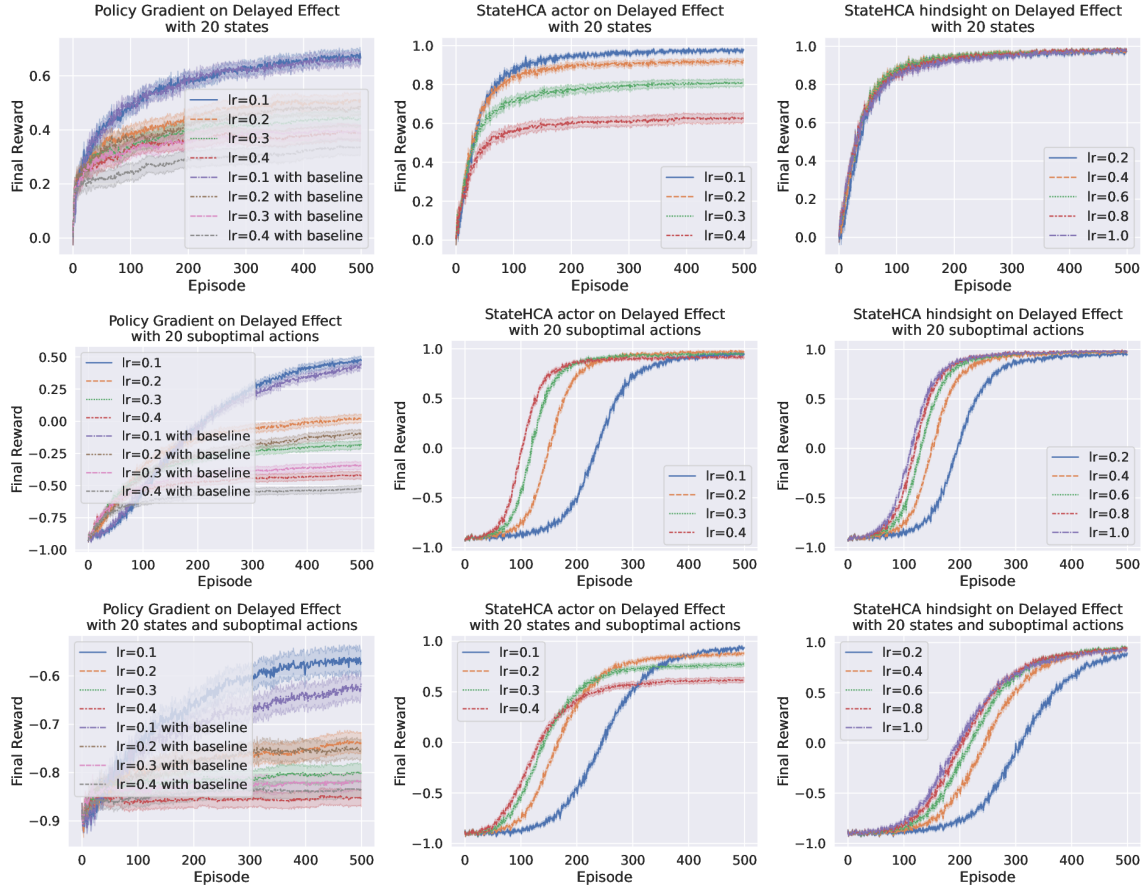


Figure 30: Hyperparameter tuning on Delayed Effect with more states and actions.

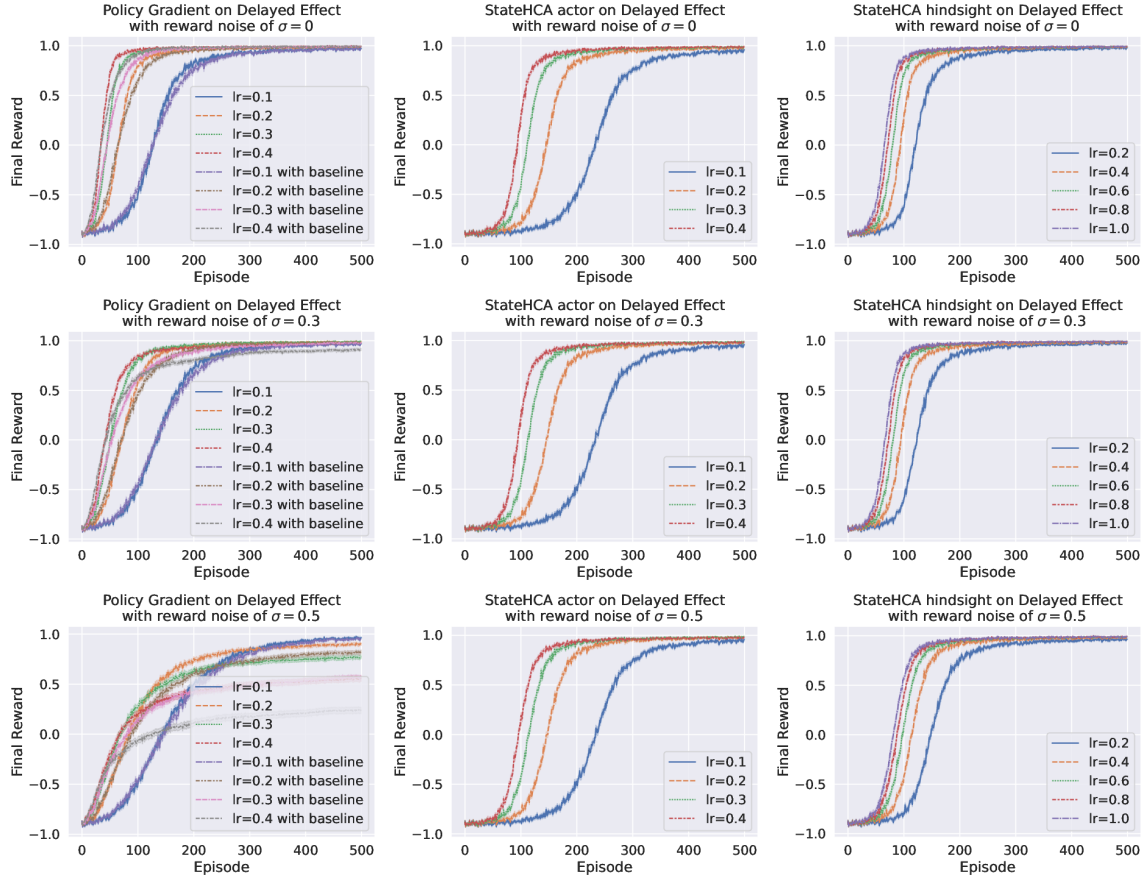


Figure 31: Hyperparameter tuning on Delayed Effect with different values for the standard deviation of the reward noise.

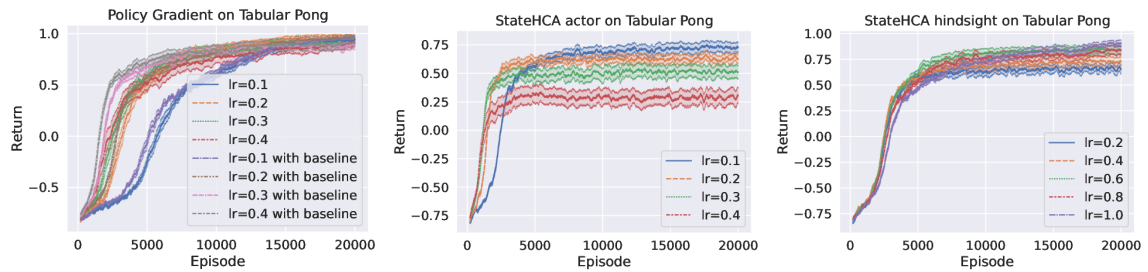


Figure 32: Hyperparameter tuning on Tabular Pong.

Policy Gradient		Shortcut		Delayed Effect		Tabular Pong	
		act lr	baseline	act lr	baseline	act lr	baseline
		0.4	no	0.1	no	0.2	no
		act lr	hinds lr	act lr	hinds lr	act lr	hinds lr
StateHCA		0.4	1.0	0.2	1.0	0.1	1.0
Oracle StateHCA		0.4	-	0.4	-	-	-
Oracle StateHCA	(temporal)	0.4	-	-	-	-	-
StateHCA	2 new episodes	0.4	1.0	0.4	1.0	0.1	0.4
StateHCA	4 new episodes	0.4	1.0	0.4	0.8	0.2	0.4
StateHCA	8 new episodes	0.4	1.0	0.4	0.8	0.3	0.4
StateHCA	16 new episodes	0.4	1.0	0.4	0.6	0.4	0.4
StateHCA	2 old episodes	0.4	1.0	0.1	1.0	0.1	0.8
StateHCA	16 old episodes	0.4	1.0	0.1	1.0	0.1	0.2

Table 2: The best hyperparameters found for StateHCA models equipped with oracle or additionally trained hindsight estimators. Baseline methods are shown in bold.

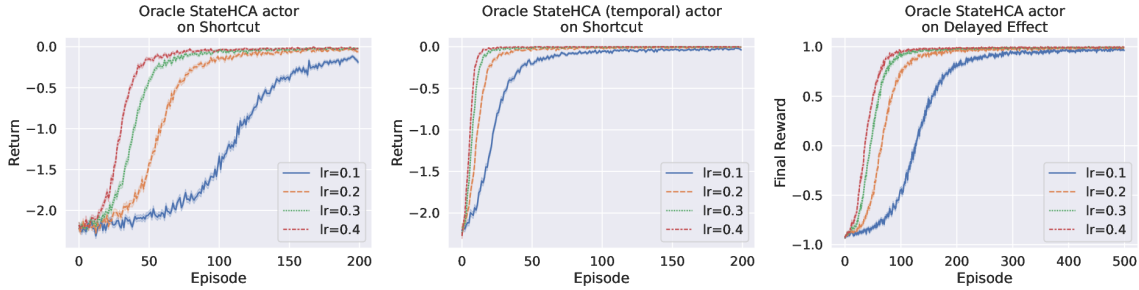


Figure 33: Hyperparameter tuning of Oracle StateHCA on Shortcut and Delayed Effect. The oracle hindsight distribution does not need a learning rate, thus it is not tuned.

forced to be lower as more episodes are used, regardless of whether they are new or old ones.

A.3. Accelerating Hindsight

The best hyperparameters found for StateHCA models equipped with methods to accelerate training are summarized in Table 3. StateHCA methods with a pretrained hindsight distribution estimator require the same hyperparameters as the baseline without any pretraining, except on Tabular Pong, where more pretraining implies a lower learning rate for the hindsight estimator. Results for pretraining with the uniform and the optimal policies are shown on Figures 36 and 37 respectively. On Tabular Pong, we used fully trained StateHCA agents utilizing the policy prior in place of oracle policies.

Augmenting the hindsight distribution with the policy prior allows for higher actor learning rate on Delayed Effect, Tabular Pong. Hyperparameter tuning results for the policy prior are shown by Figure 38.

A.4. Immediate reward

The best hyperparameters found for different expressions replacing the immediate reward estimator are summarized in Table 4. Results for ignoring the reward are shown on Figure 39. Results for using the observed reward are shown on Figure 40, Figure 41 and Figure 42 for Shortcut, Delayed Effect and Tabular Pong. Similarly, results for using the oracle reward are shown on Figure 43, Figure 44 and Figure 45 for Shortcut, Delayed Effect and Tabular Pong. Finally, results for using an estimated reward

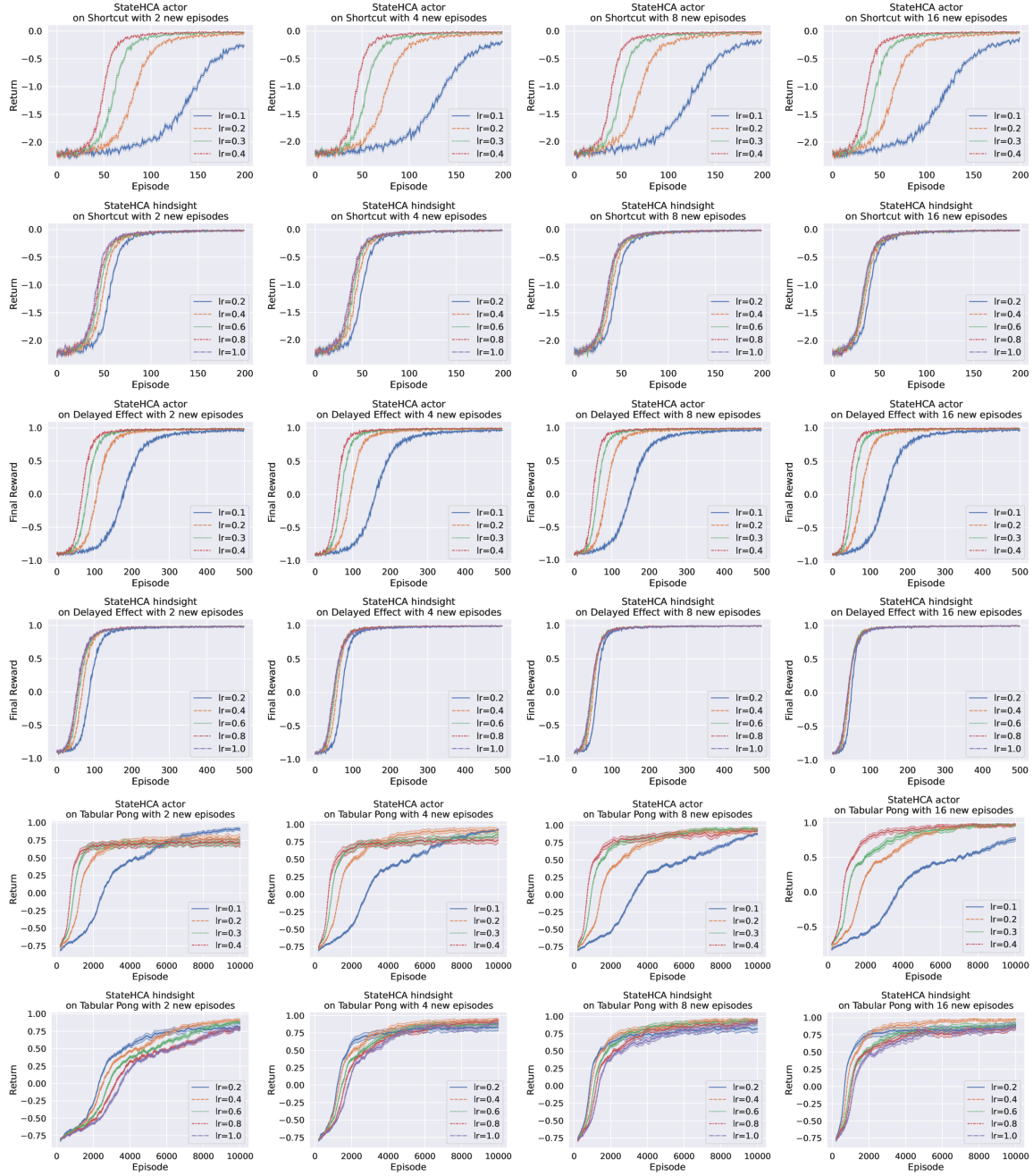


Figure 34: Hyperparameter tuning of StateHCA with additional hindsight training by sampling new episodes.

		Shortcut		Delayed Effect		Tabular Pong	
		act lr	baseline	act lr	baseline	act lr	baseline
Policy Gradient		0.4	no	0.1	no	0.2	no
StateHCA		act lr	hinds lr	act lr	hinds lr	act lr	hinds lr
StateHCA		0.4	1.0	0.2	1.0	0.1	1.0
StateHCA	pretrain 5%	0.4	1.0	0.2	1.0	0.1	0.8
StateHCA	pretrain 10%	0.4	1.0	0.2	1.0	0.1	0.6
StateHCA	Policy Prior	0.4	1.0	0.4	0.6	0.4	0.2

Table 3: The best hyperparameters found for StateHCA models equipped with methods to accelerate training. Baseline methods are shown in bold.

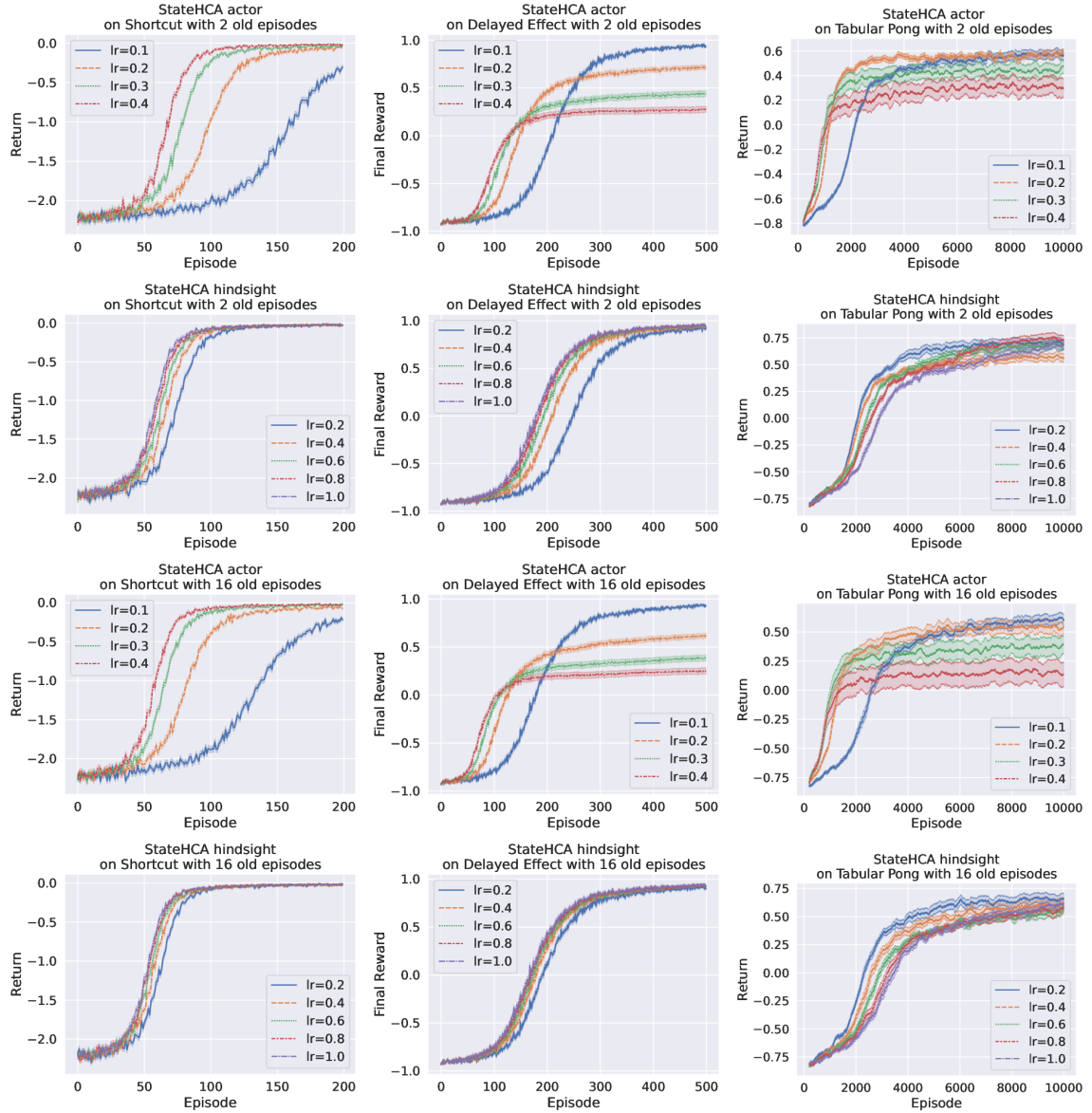


Figure 35: Hyperparameter tuning of StateHCA with additional hindsight training using previously experiences episodes.

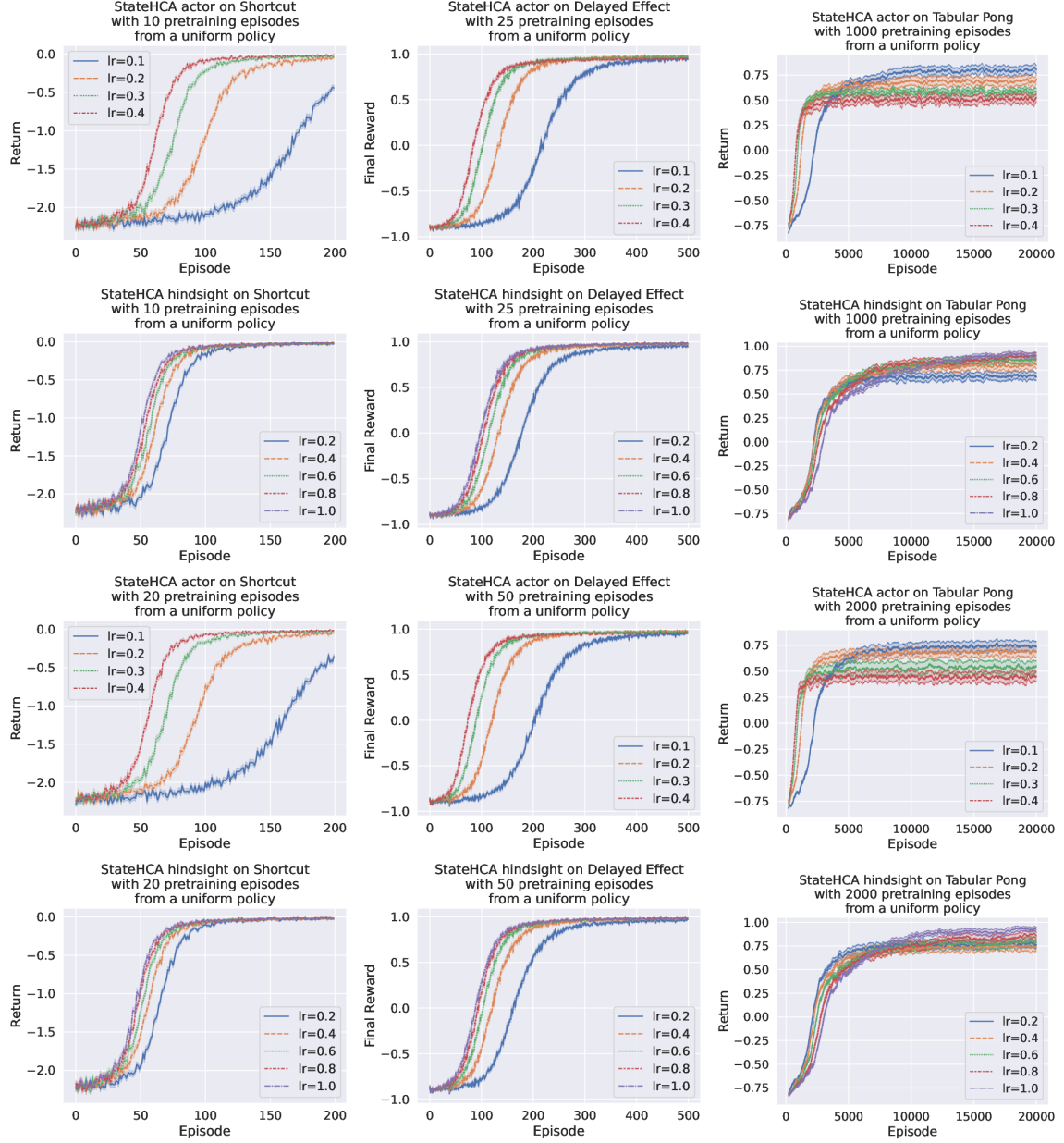


Figure 36: Hyperparameter tuning of StateHCA with pretrained hindsight using episodes sampled from a uniform policy.

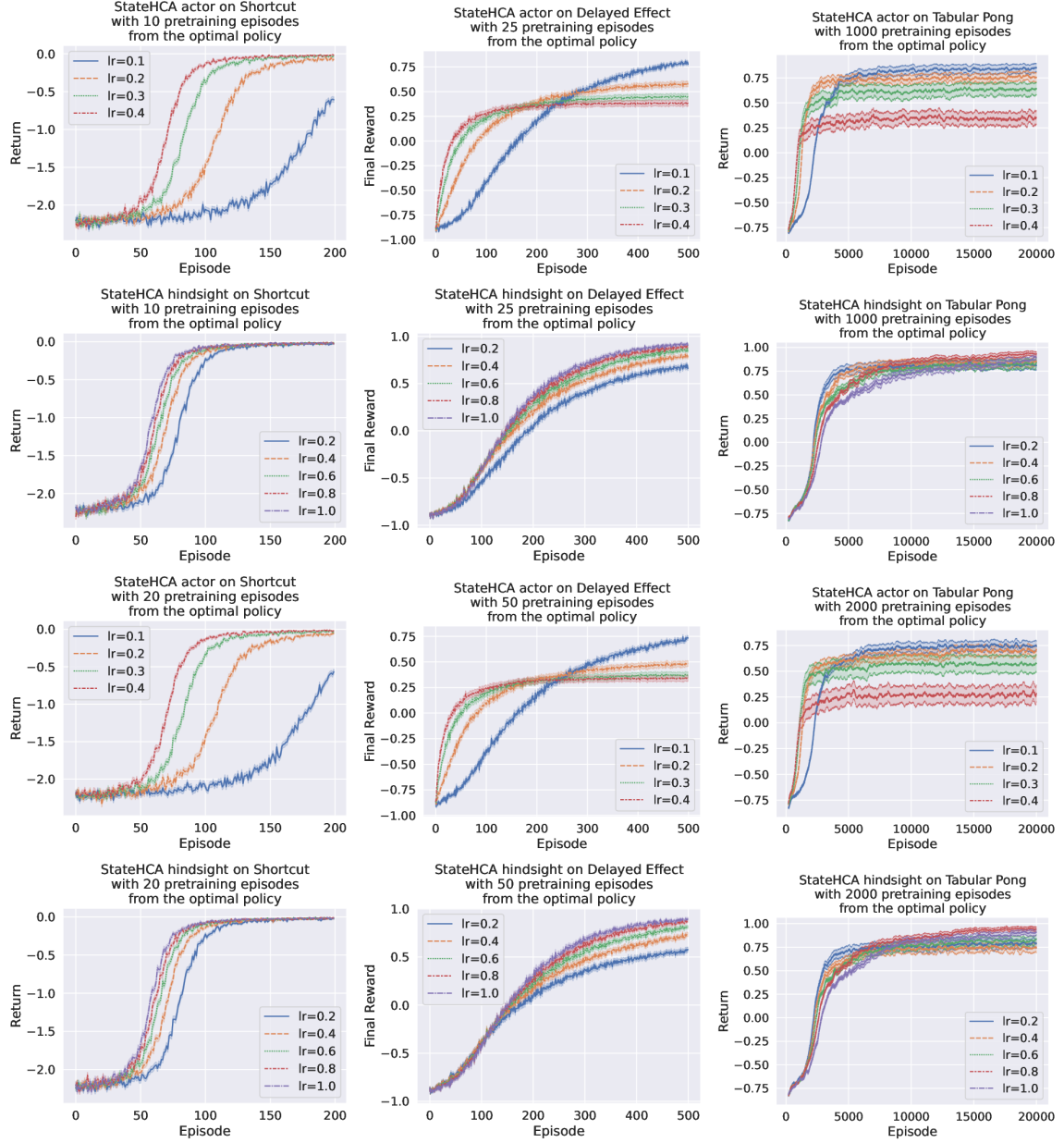


Figure 37: Hyperparameter tuning of StateHCA with pretrained hindsight using episodes sampled from the optimal policy.

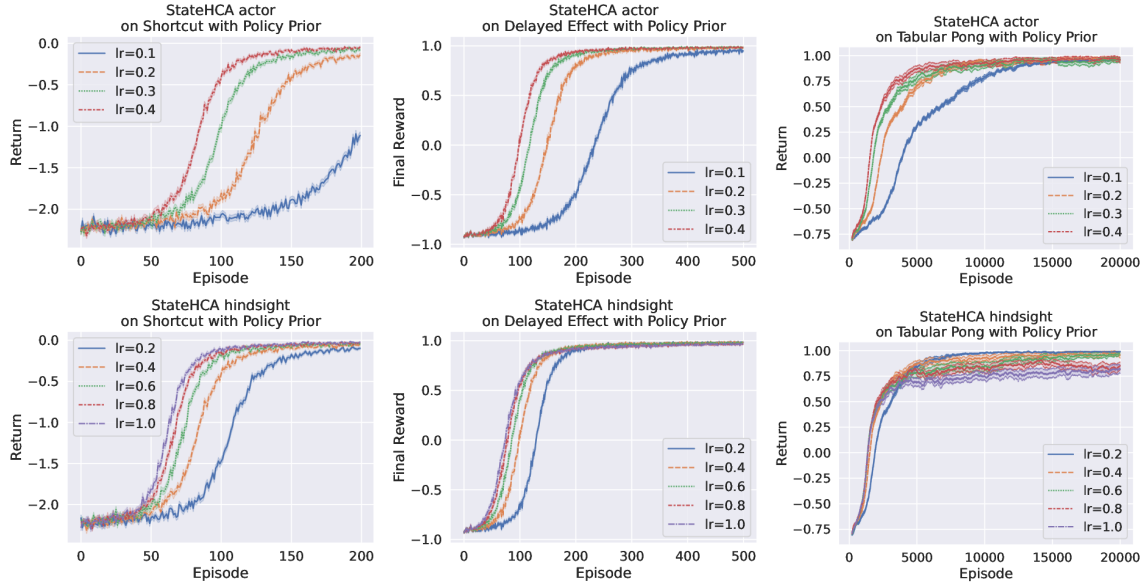


Figure 38: Hyperparameter tuning of StateHCA with a hindsight distribution augmented with a policy prior.

are shown on Figure 46, Figure 47 and Figure 48 for Shortcut, Delayed Effect and Tabular Pong.

A.5. Embedding Representations

With using the architecture of embeddings models fixed, we only tune the learning rate of the actor and the hindsight estimator. The baseline, if present, uses the same learning rate as the actor, but without scheduling. We tune the actor among the following learning rates; $\{1e-4, 3e-4, 1e-3, 3e-3\}$. EmbeddingPG is tuned in the same fashion as Policy Gradient as described in the beginning of Appendix A) and use a baseline only if it provides a benefit in performance. Similarly, the EmbeddingSHCA models are also tuned the same way as StateHCA, but with different learning rates. The learning rate of the actor is tuned with the learning rate of the hindsight estimator fixed at $1e-3$. Then, using the best found actor learning rate, the hindsight estimator is tuned over the learning rates of $\{1e-4, 3e-4, 1e-3, 3e-3, 1e-2\}$.

Table 5 summarized the best hyperparameters found for embeddings models on Tabular Pong. Results for EmbeddingPG without and with a baseline are shown on Figure 49. Results for EmbeddingSHCA with shared, separate and pair embeddings are shown on Figure 50.

Policy Gradient		Shortcut		Delayed Effect		Tabular Pong	
		act lr	baseline	act lr	baseline	act lr	baseline
		0.4	no	0.1	no	0.2	no
		act lr	hinds lr	act lr	hinds lr	act lr	hinds lr
StateHCA	ignore	0.2	1.0	0.2	1.0	0.1	1.0
StateHCA	$r(S_t)$	0.1	0.8	0.1	0.8	0.1	0.2
StateHCA	$r(S_t)\pi(a S_t)$	0.2	1.0	0.2	1.0	0.1	1.0
StateHCA	$r(S_t)\frac{h(a S_t,S_t)}{\pi(a S_t)}$	0.4	1.0	0.2	1.0	0.1	1.0
StateHCA	$r^*(S_t, a)$	0.1	0.8	0.2	1.0	0.1	0.2
StateHCA	$r^*(S_t, a)\pi(a S_t)$	0.2	1.0	0.2	1.0	0.1	1.0
StateHCA	$r^*(S_t, a)\frac{h(a S_t,S_t)}{\pi(a S_t)}$	0.4	1.0	0.2	1.0	0.1	1.0
StateHCA	$\hat{r}(S_t, a)$	0.1	1.0	0.1	1.0	0.1	0.4
StateHCA	$\hat{r}(S_t, a)\pi(a S_t)$	0.2	1.0	0.1	1.0	0.1	1.0
StateHCA	$\hat{r}(S_t, a)\frac{h(a S_t,S_t)}{\pi(a S_t)}$	0.2	1.0	0.2	1.0	0.1	1.0

Table 4: The best hyperparameters found for StateHCA using different expressions in place of the immediate reward. Setups used as baseline environments for other experiments are shown in bold.

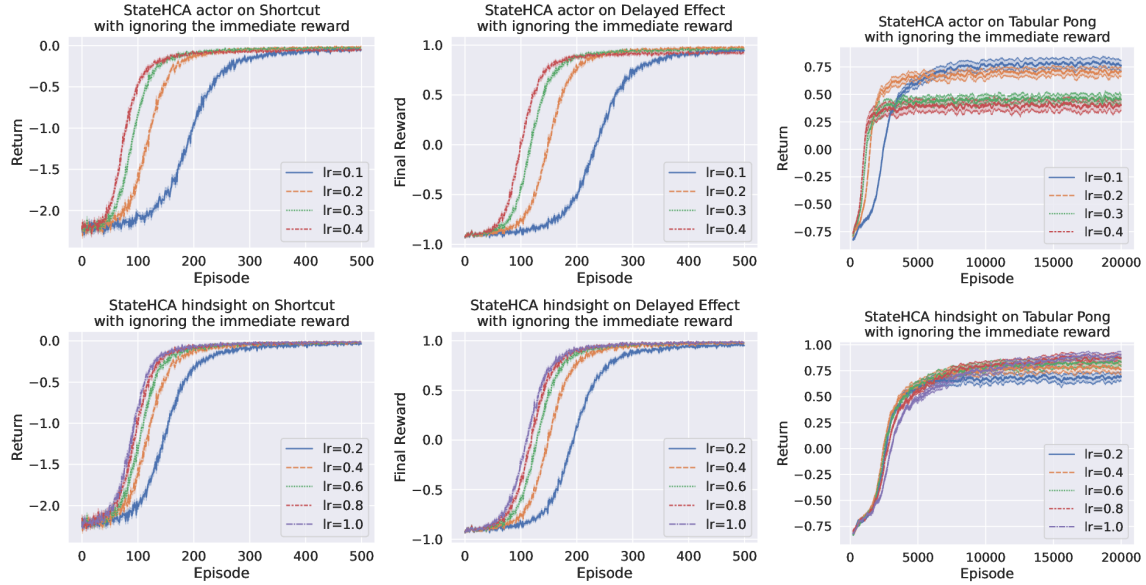


Figure 39: Hyperparameter tuning of StateHCA with ignoring the immediate reward.

	Shortcut	
	actor lr	baseline
EmbeddingPG	$1e-3$	no
	actor lr	hindsight lr
EmbeddingSHCA — Shared	$3e-4$	$1e-3$
EmbeddingSHCA — Separate	$3e-4$	$1e-2$
EmbeddingSHCA — Pair	$3e-4$	$1e-2$

Table 5: The best hyperparameters found for embedding models on Tabular Pong.

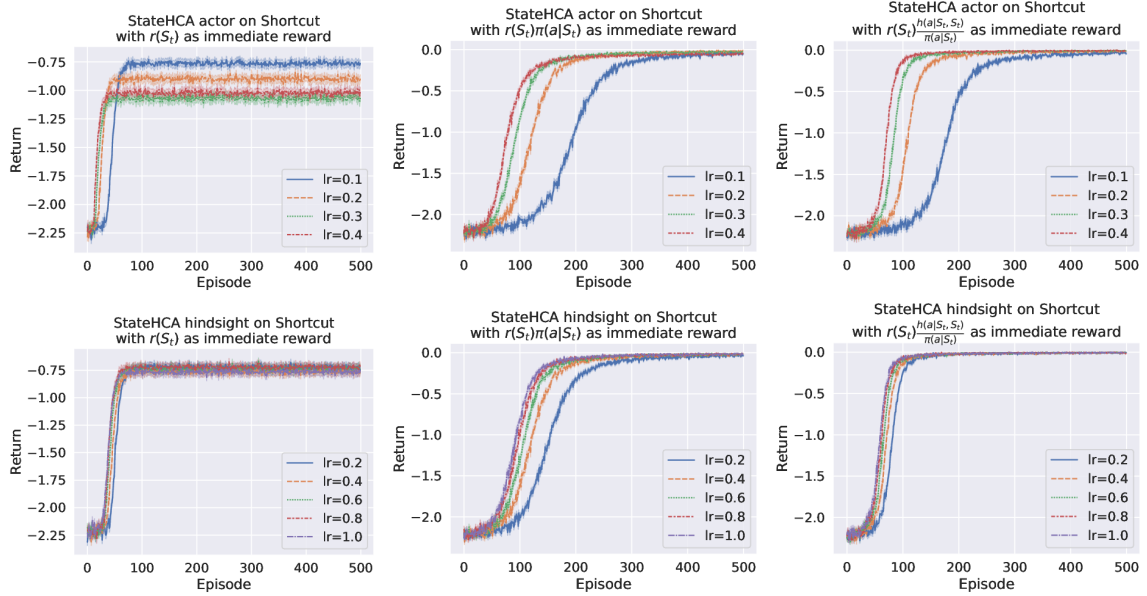


Figure 40: Hyperparameter tuning of StateHCA on Shortcut using observed rewards on their own, weighted by the policy distribution or weighted by the hindsight ratio in place of the immediate reward.

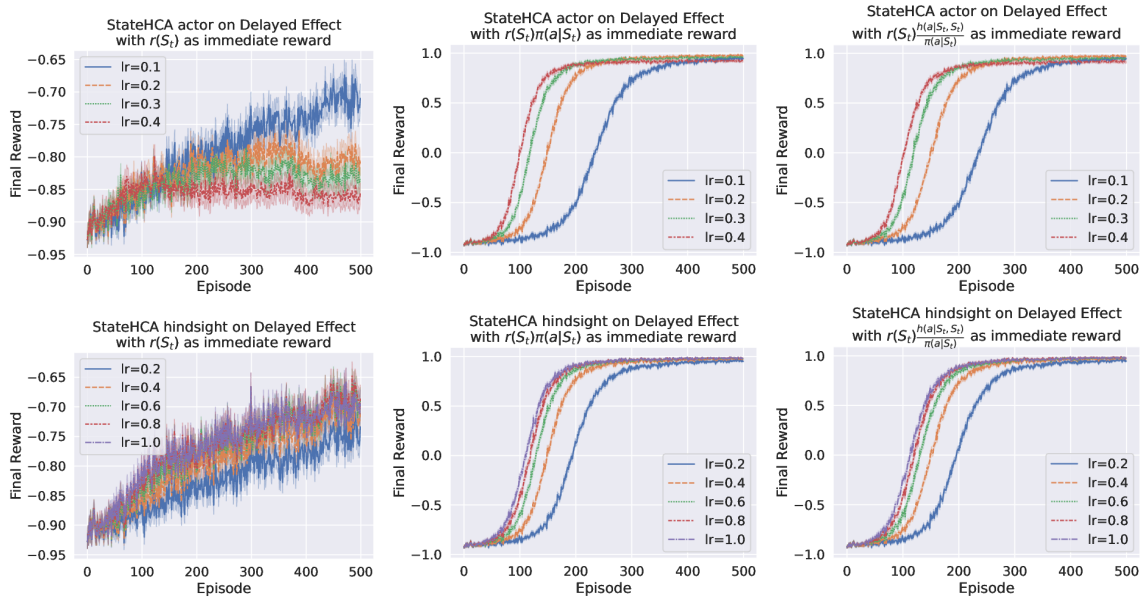


Figure 41: Hyperparameter tuning of StateHCA on Delayed Effect using observed rewards on their own, weighted by the policy distribution or weighted by the hindsight ratio in place of the immediate reward.

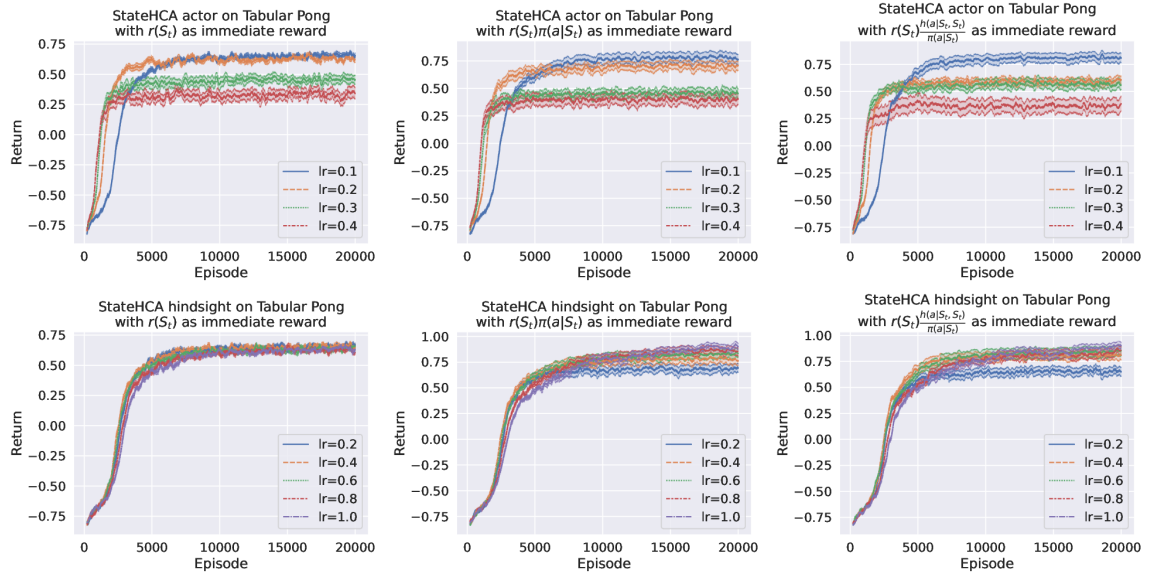


Figure 42: Hyperparameter tuning of StateHCA on Tabular Pong using observed rewards on their own, weighted by the policy distribution or weighted by the hindsight ratio in place of the immediate reward.

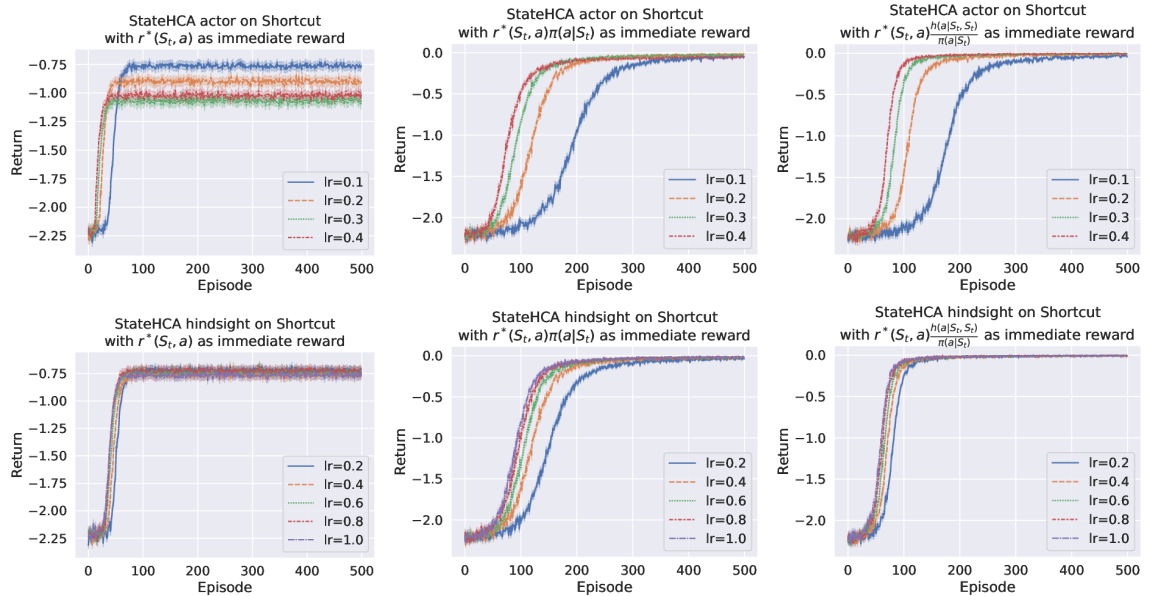


Figure 43: Hyperparameter tuning of StateHCA on Shortcut using oracle rewards on their own, weighted by the policy distribution or weighted by the hindsight ratio in place of the immediate reward.

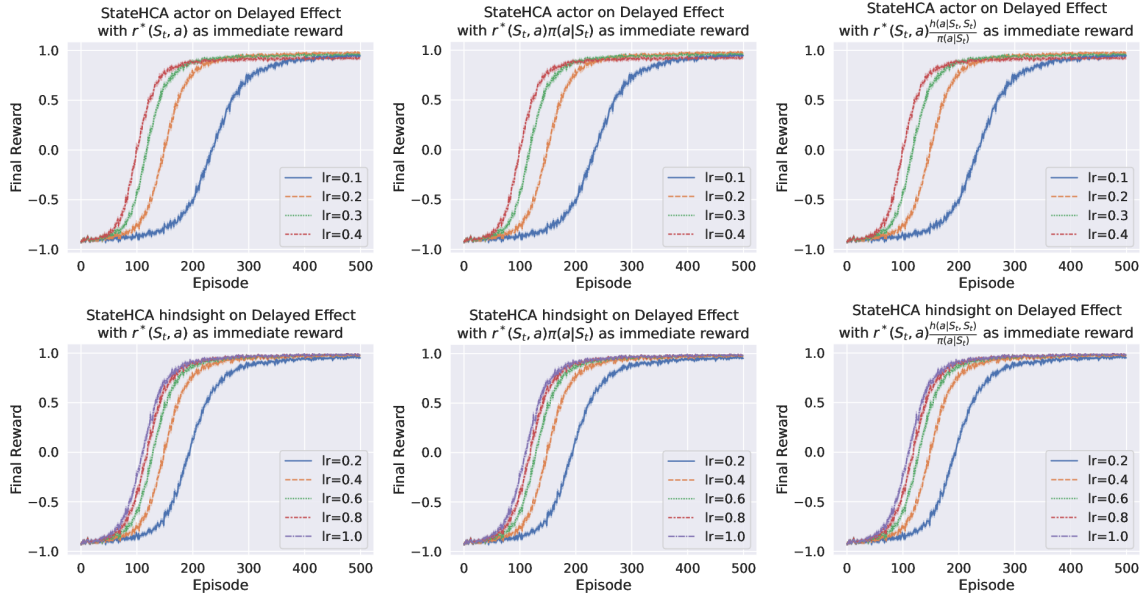


Figure 44: Hyperparameter tuning of StateHCA on Delayed Effect using oracle rewards on their own, weighted by the policy distribution or weighted by the hindsight ratio in place of the immediate reward.

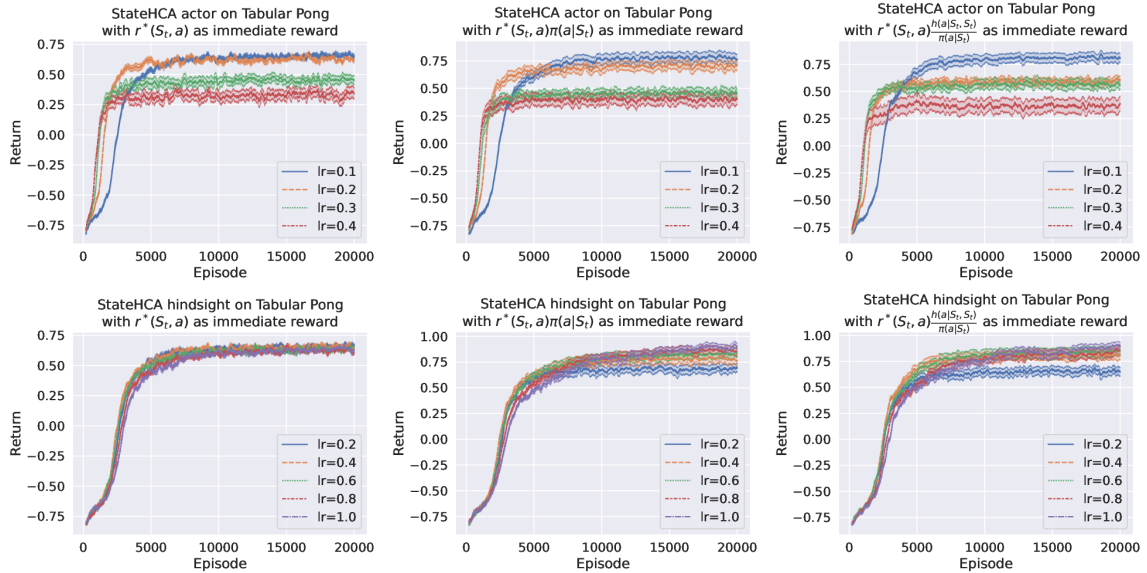


Figure 45: Hyperparameter tuning of StateHCA on Tabular Pong using oracle rewards on their own, weighted by the policy distribution or weighted by the hindsight ratio in place of the immediate reward.

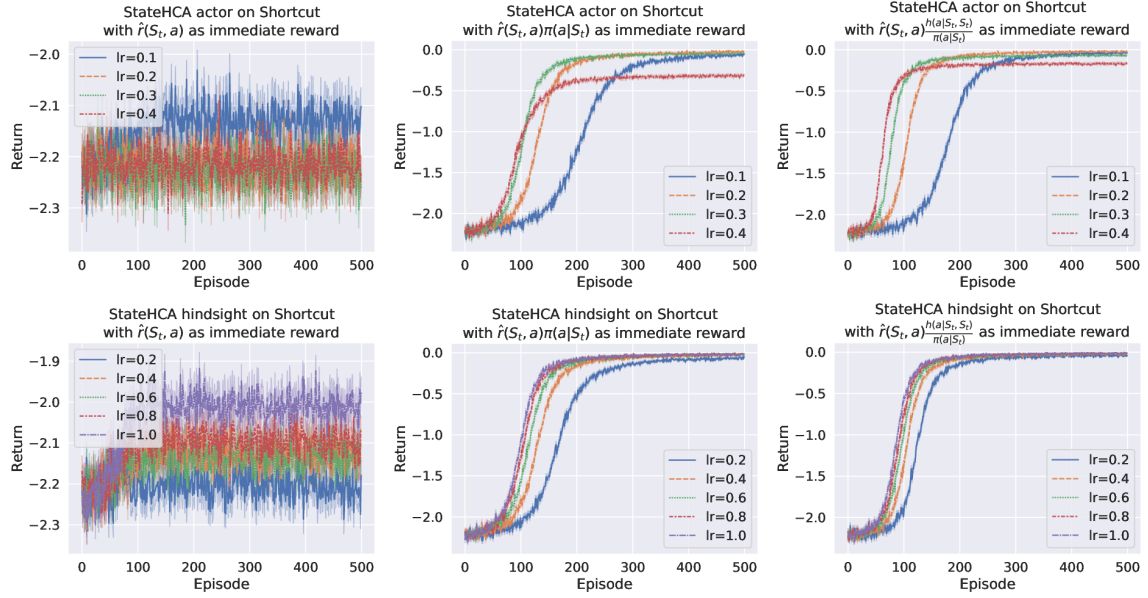


Figure 46: Hyperparameter tuning of StateHCA on Shortcut using estimated rewards on their own, weighted by the policy distribution or weighted by the hindsight ratio in place of the immediate reward.

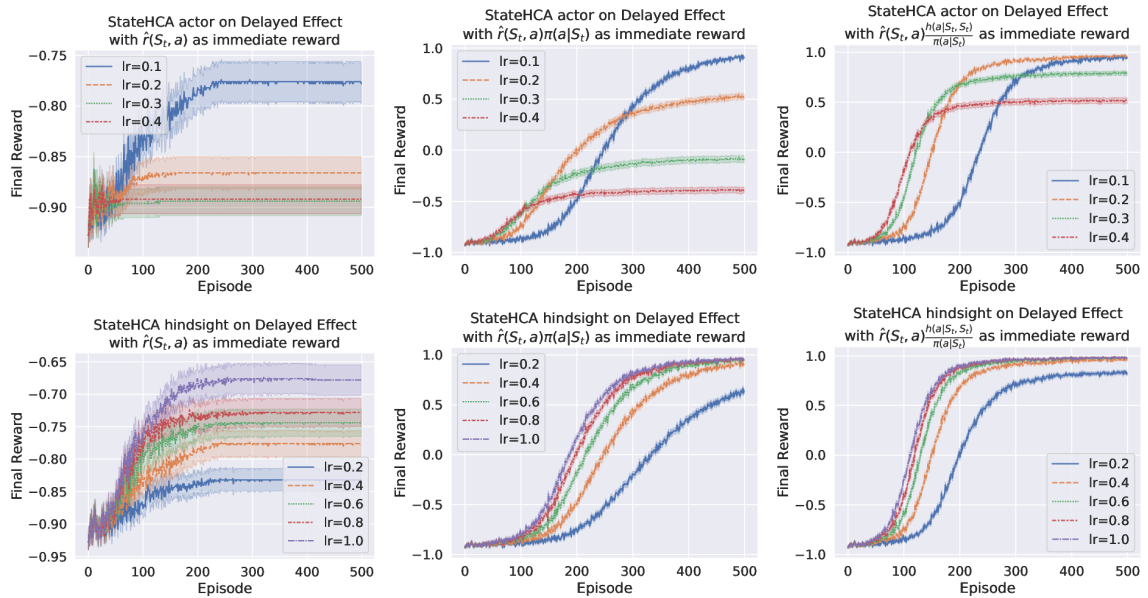


Figure 47: Hyperparameter tuning of StateHCA on Delayed Effect using estimated rewards on their own, weighted by the policy distribution or weighted by the hindsight ratio in place of the immediate reward.

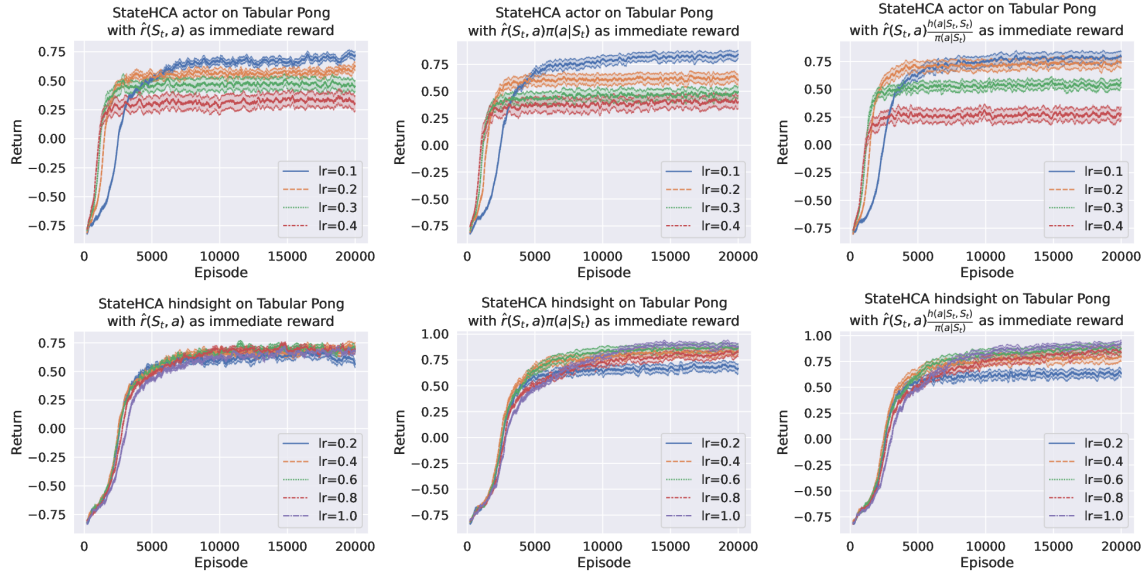


Figure 48: Hyperparameter tuning of StateHCA on Tabular Pong using estimated rewards on their own, weighted by the policy distribution or weighted by the hindsight ratio in place of the immediate reward.

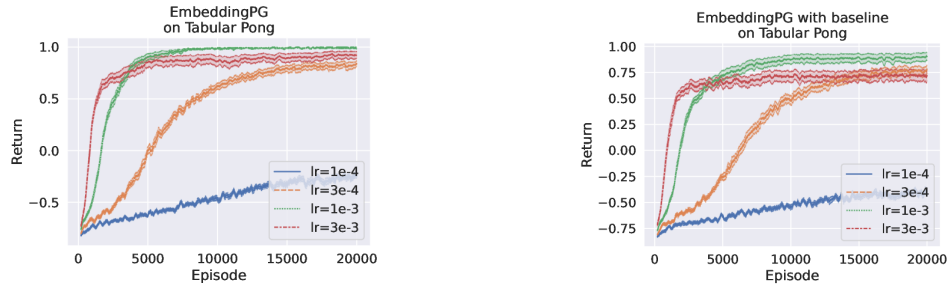


Figure 49: Hyperparameter tuning of EmbeddingPG on Tabular Pong.

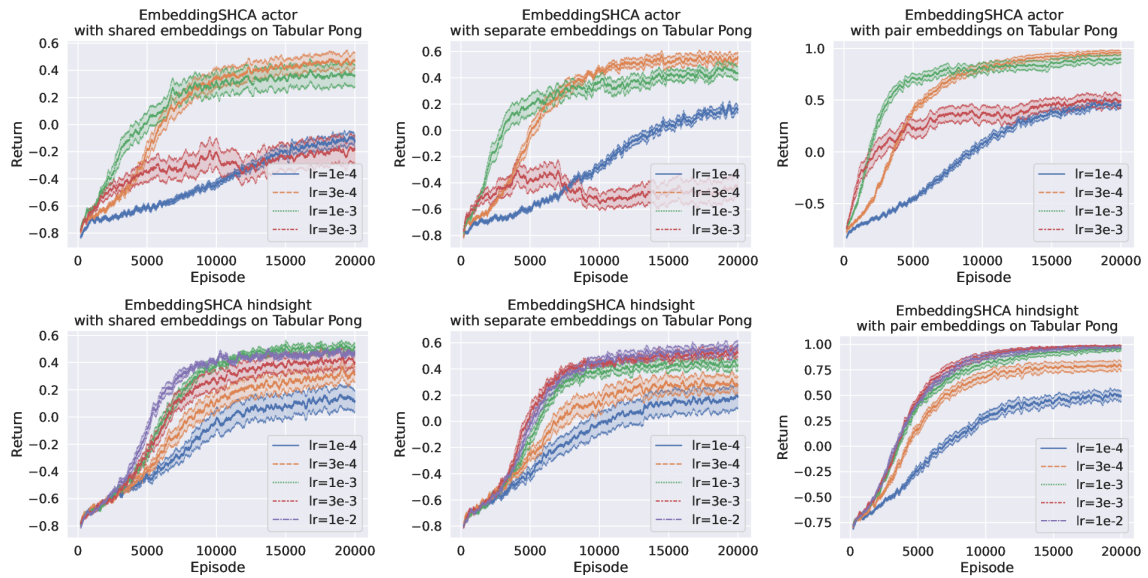


Figure 50: Hyperparameter tuning of EmbeddingSHCA variants on Tabular Pong.

	Shortcut		Delayed Effect		Tabular Pong	
	actor lr	baseline	actor lr	baseline	actor lr	baseline
Policy Gradient	0.4	no	0.1	no	0.2	yes
EmbeddingPG	-	-	-	-	3e-3	no
	actor lr	hindsight lr	actor lr	hindsight lr	actor lr	hindsight lr
StateHCA	0.1	1.0	0.3	1.0	0.1	1.0
Factored StateHCA	0.4	1.0	0.4	0.2	0.2	0.2
EmbeddingSHCA	-	-	-	-	1e-3	1e-2
Factored EmbeddingSHCA	-	-	-	-	1e-3	1e-2

Table 6: The best hyperparameters found for Policy Gradient and EmbeddingPG, and StateHCA and EmbeddingSHCA with pair embeddings, with and without factored hindsight on Shortcut and Delayed Effect with noise factors $\in [1, 2, 3] \times [1, 2, 3] \times [1, 2, 3]$, and Tabular Pong with noise factors $\in [1, 2, 3]$.

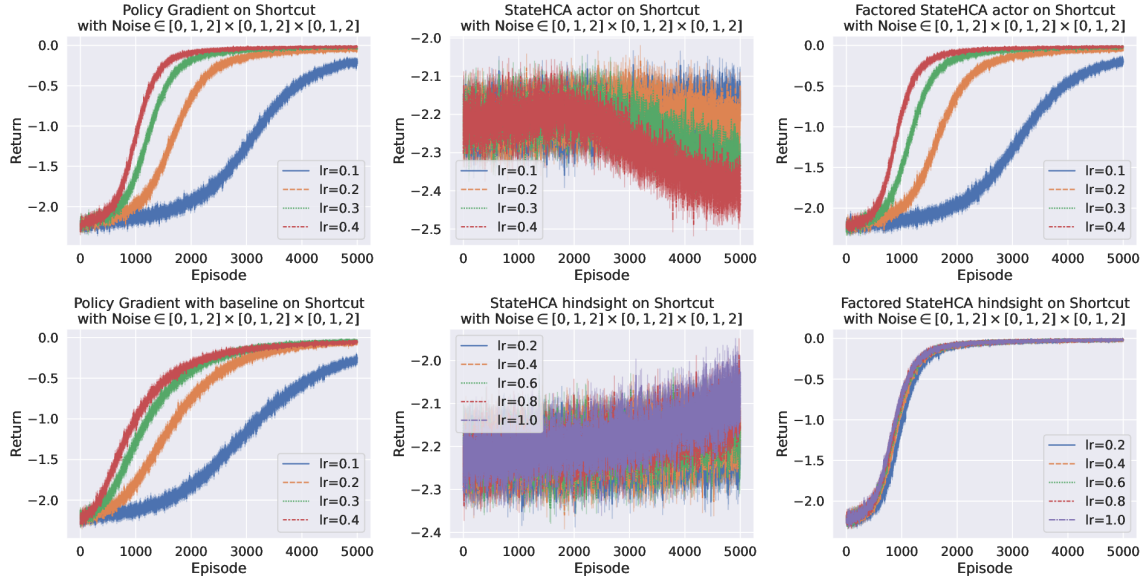


Figure 51: Hyperparameter tuning on Shortcut with noise factors.

B. Hyperparameter tuning for Factored Hindsight and Representations

An overview of the best hyperparameters found for models on baseline environments with noise factors is shown in Table 6. Results for Policy Gradient and (factored) StateHCA are shown on Figure 51, Figure 52 and Figure 53 for Shortcut, Delayed Effect and Tabular Pong respectively. Results for StateHCA with policy prior on Tabular Pong are shown separately on Figure 54. Finally, results for (factored) embedding models are shown on Figure 55. We only test pair embeddings, as only those achieved competitive performance to EmbeddingPG.

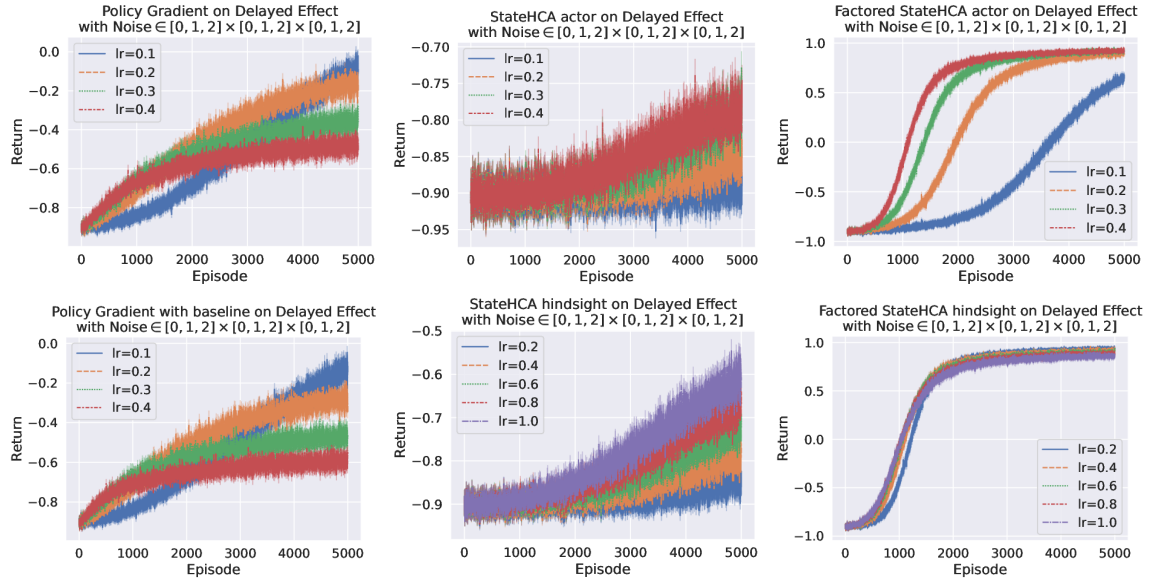


Figure 52: Hyperparameter tuning on Delayed Effect with noise factors.

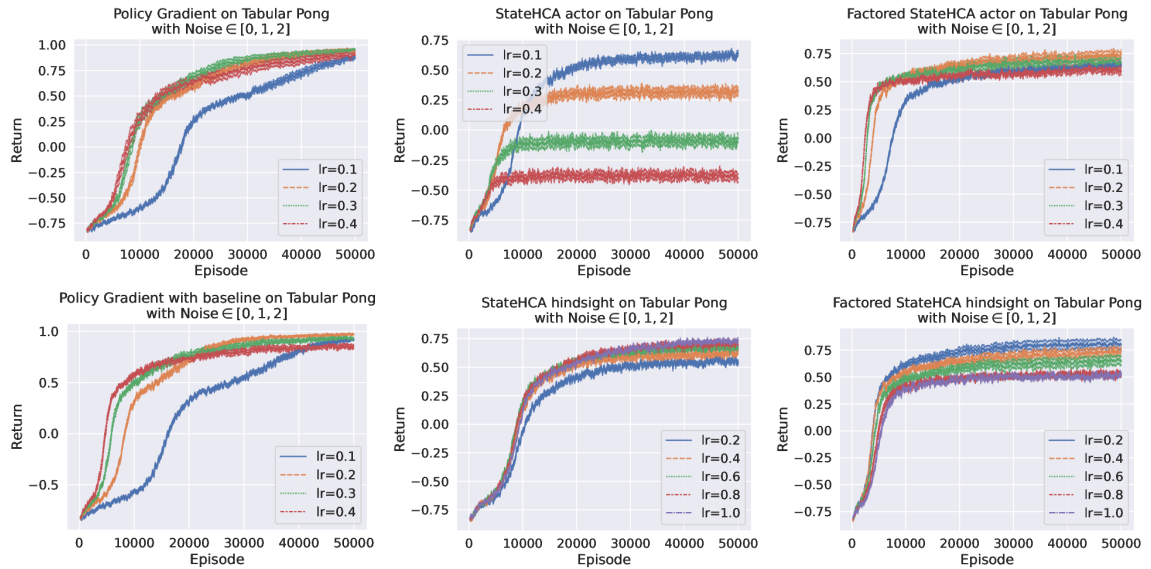


Figure 53: Hyperparameter tuning on Tabular Pong with noise factors.

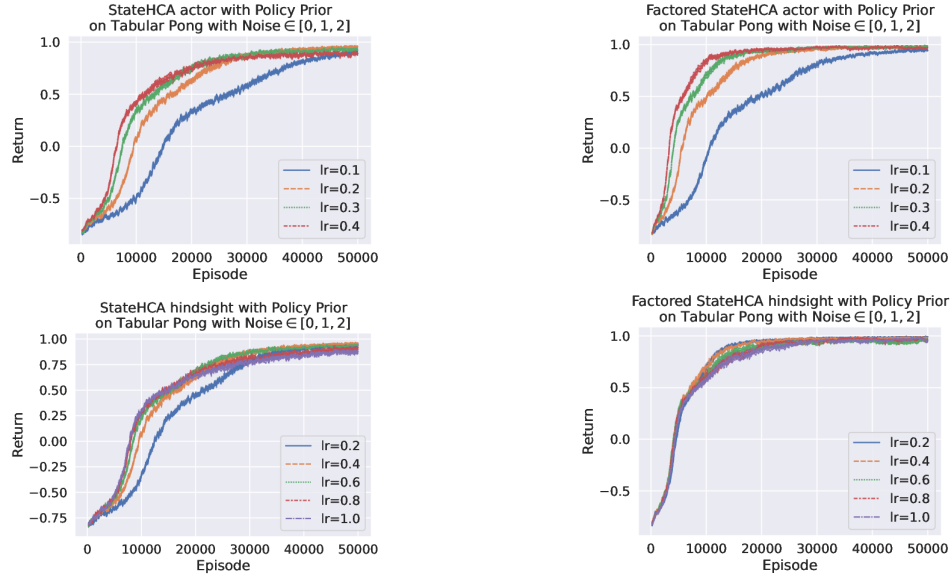


Figure 54: Hyperparameter tuning of StateHCA models using policy prior on Tabular Pong with noise factors.

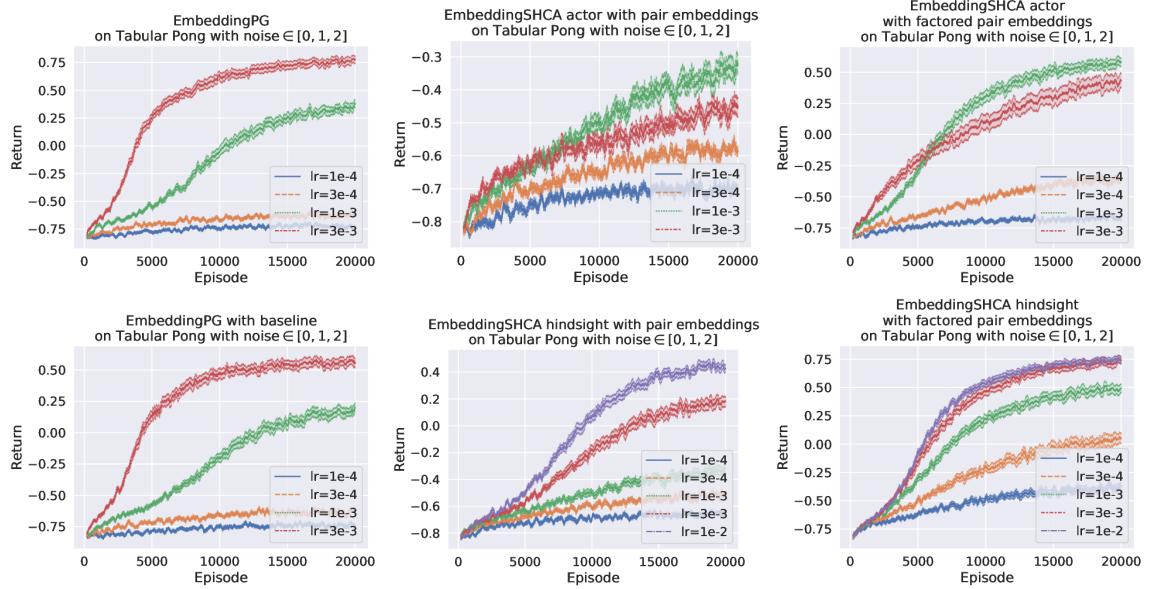


Figure 55: Hyperparameter tuning of embedding models on Tabular Pong with noise factors.

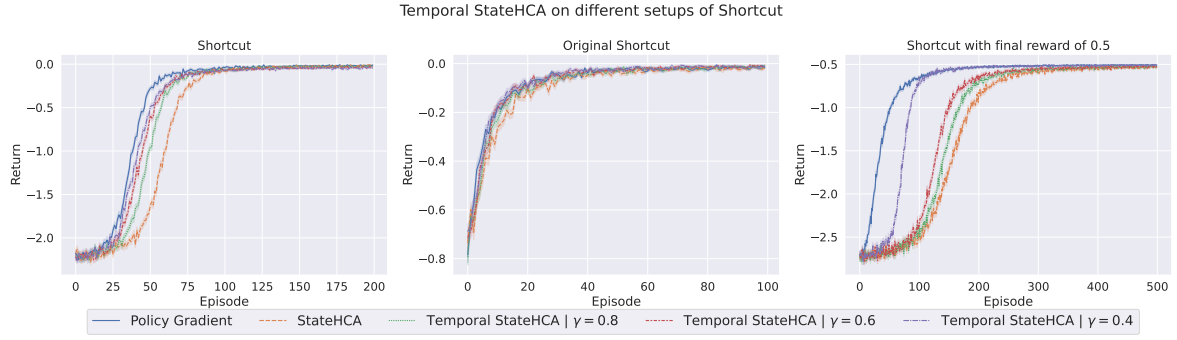


Figure 56: Learning curves of Temporal StateHCA on different setups of Shortcut.

C. Temporally Aware Hindsight

The oracle hindsight distribution augmented with temporal awareness introduced in the previous section shows that HCA struggles on Shortcut because time is a very good proxy of relevance, but the hindsight distribution does not capture it. Harutyunyan et al. (2019) address this issue explicitly with the time-dependent hindsight distribution, however, argue that it is too hard to estimate. Thus, instead, they use a time-independent hindsight distribution, which essentially re-introduces the simple temporal return discount γ^k into the algorithm, where k is the temporal distance between the selected action and the observed reward. The main issue with this time-independent algorithm is that k is based on the current trajectory and the selected action, but the discount is applied to the credit that all actions get. Thus, the length of the current trajectory influences the update of all other actions too, regardless of how quickly those would have reached the observed outcome. This contradicts the idea that, for example on Shortcut, optimal actions should be credited more for the reward observed in the final state because they reach the final state with less time steps, even though all other actions also eventually reach it.

One cannot estimate the temporal oracle hindsight distribution using a naive, time agnostic distribution and reward discounting. Instead, the estimator itself needs to capture the relevance of time. To augment hindsight probabilities with this information, the hindsight estimator can be learned in a way that it assigns more probability mass to actions that quickly reach the outcome from the initial state. A simple way to achieve this is to weight not the rewards, but the hindsight update steps, by the temporal distance through a discount factor. Through larger update steps, actions that reach an outcome quickly are able to push the distribution in their favour more than other actions, eventually leading to a hindsight distribution that is implicitly weighted by temporal relevance arising from environment dynamics. The Temporal StateHCA method discounts the cross-entropy update of $h(a|s_t, s_k)$ for a taken action a in an initial state s_t at time step t and a later observed state s_k at time-step $k > t$ by γ^{k-t-1} .

Results for $\gamma \in \{0.8, 0.6, 0.4\}$ are shown in Figure 56 for three specific setups of Shortcut, intended to show the benefits and limitations of Temporal StateHCA. Learning curves on the baseline put the method in context. While Temporal StateHCA clearly improves upon regular StateHCA, it cannot perform better than Policy Gradient. Performance only slightly improves with more discounting and since a discount of $\gamma = 0.4$ is already a significant amount, it is unlikely that Temporal StateHCA can learn faster than Policy Gradient with any value for this parameter. In the much simpler case of Original Shortcut, Temporal StateHCA can catch up to Policy Gradient and perform on par with it. Finally, a setup of Shortcut with a final reward of 0.5 was also chosen, as StateHCA provably struggles in this scenario (Alipov et al., 2021). StateHCA can only reach optimal performance with an actor learning rate of 0.1. A low discount value of $\gamma = 0.4$, however, allows the temporal version to instead use a

Policy Gradient		Baseline		Original		Final reward of 0.5	
		act lr	baseline	act lr	baseline	act lr	baseline
		0.4	no	0.4	no	0.4	yes
		act lr	hinds lr	act lr	hinds lr	act lr	hinds lr
StateHCA		0.4	1.0	0.4	1.0	0.1	1.0
Temporal StateHCA	$\gamma = 0.8$	0.4	1.0	0.4	1.0	0.1	1.0
Temporal StateHCA	$\gamma = 0.6$	0.4	1.0	0.4	1.0	0.1	1.0
Temporal StateHCA	$\gamma = 0.4$	0.4	1.0	0.4	1.0	0.2	1.0

Table 7: The best hyperparameters found for Temporal StateHCA on different setups of Shortcut.

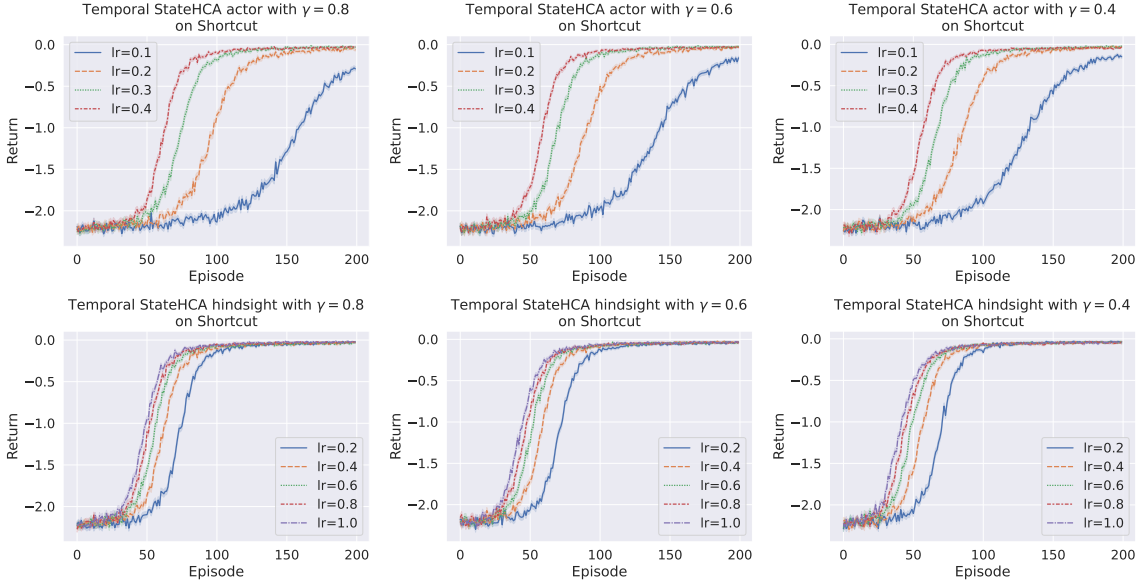


Figure 57: Hyperparameter tuning of Temporal StateHCA on Shortcut.

learning rate of 0.2 for the actor, granting a large performance boost. While Temporal StateHCA still starts to increase its returns later than Policy Gradient, it can catch up in performance and converge to the optimal policy with the same rate.

Capturing temporal information can improve the performance of StateHCA on Shortcut, where minimizing the number of steps to reach the final state is the main objective. On Shortcut, the best signal of relevance is temporal distance instead of the hindsight distribution. The Temporal StateHCA algorithm was specifically designed to exploit this edge-case, yet it still struggles to improve upon Policy Gradient. The main focus of this thesis is to exploit relationships between states without relying on time, thus further improvements of the Temporal StateHCA algorithm is left for future work.

C.1. Hyperparameter tuning of Temporal StateHCA

Hyperparameter tuning is done according to Appendix A. The best hyperparameters found on different setups of Shortcut are summarized in Table 7. Temporal StateHCA needs the same learning rates as the baseline method except on the setup with a final reward of 0.5, where it allows for a higher learning rate of 0.2 instead of 0.1. Results for the baseline setup are shown on Figure 57, for the original setup on Figure 58 and for the baseline setup with a final reward of 0.5 on Figure 59.

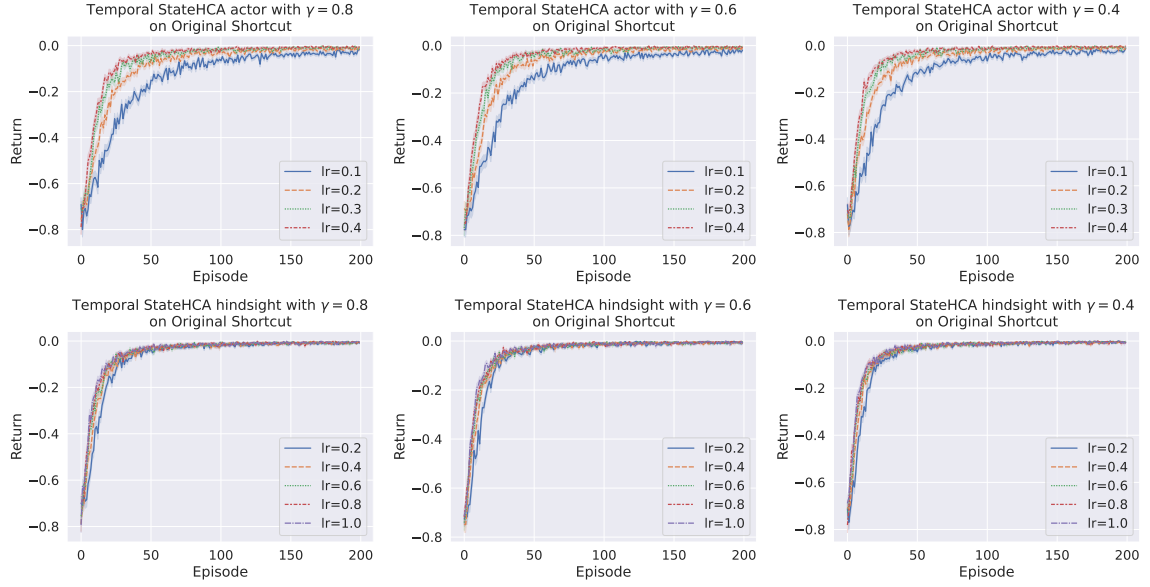


Figure 58: Hyperparameter tuning of Temporal StateHCA on Original Shortcut.

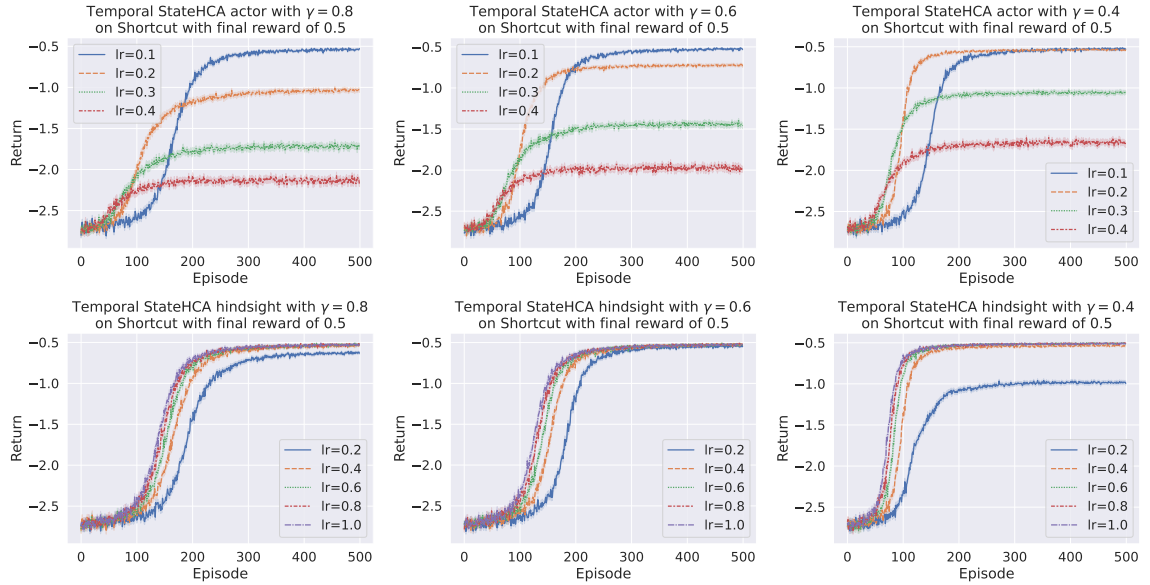


Figure 59: Hyperparameter tuning of Temporal StateHCA on Shortcut with a final reward of 0.5.

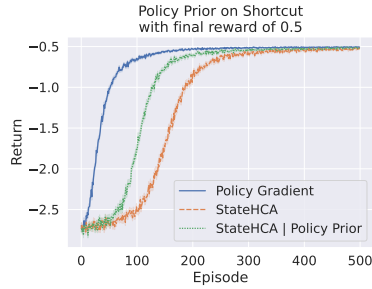


Figure 60: Learning curves of StateHCA on Shortcut with a final reward of 0.5 using the policy as prior for the hindsight distribution.

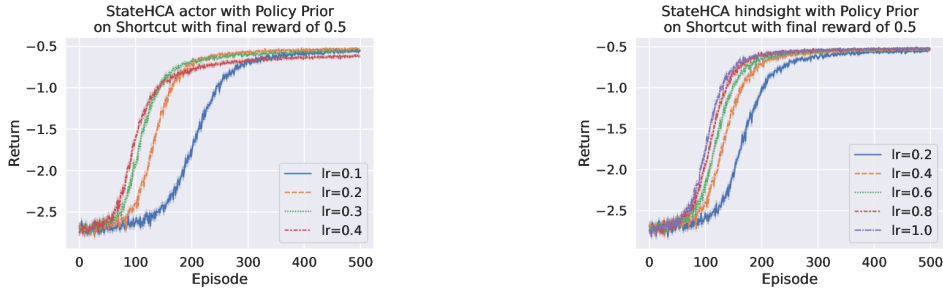


Figure 61: Hyperparameter tuning of StateHCA with a hindsight distribution augmented with a policy prior on Shortcut with final reward of 0.5.

D. Policy Prior and Negative Returns

HCA can fail in seemingly harmless scenarios. [Alipov et al. \(2021\)](#) give a detailed theoretical explanation about how StateHCA suffers from policy collapse on tasks with negative returns. In Section 4.3, our setup of Shortcut with a final reward of 0.5 confirms these results, as the performance of StateHCA dramatically diminishes, while Policy Gradient is barely affected. [Alipov et al. \(2021\)](#) also show empirically that augmenting the agent with the policy prior can effectively help in making StateHCA robust against this specific case. Applying the policy prior to the problematic setup of Shortcut confirms this. Figure 60 shows that, while the policy prior cannot help StateHCA to take over Policy Gradient, it still significantly increases its performance. This demonstrates the usefulness of the policy prior in scenarios where conventional HCA would disappoint.

D.1. Hyperparameter tuning

Hyperparameter tuning results for StateHCA with policy prior on Shortcut with a final reward of 0.5 are shown on Figure 61. The policy prior allows StateHCA to use a higher actor learning rate.

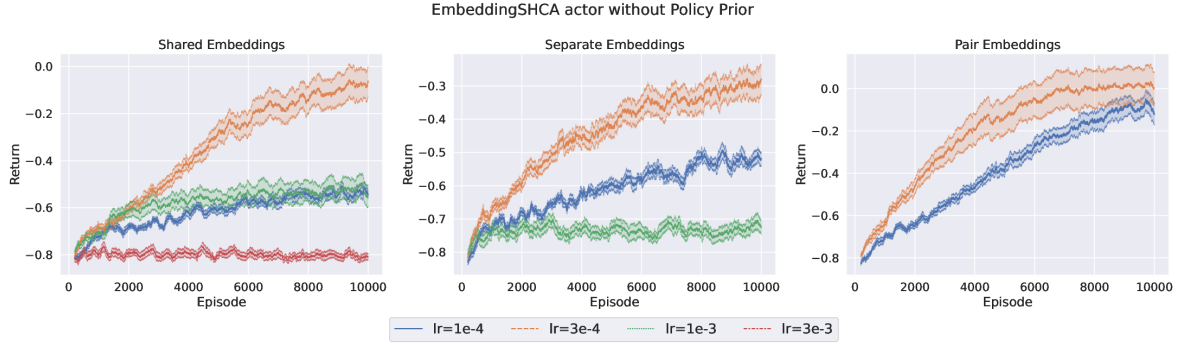


Figure 62: Hyperparameter tuning for the actor of EmbeddingSHCA variants without utilizing the policy prior.

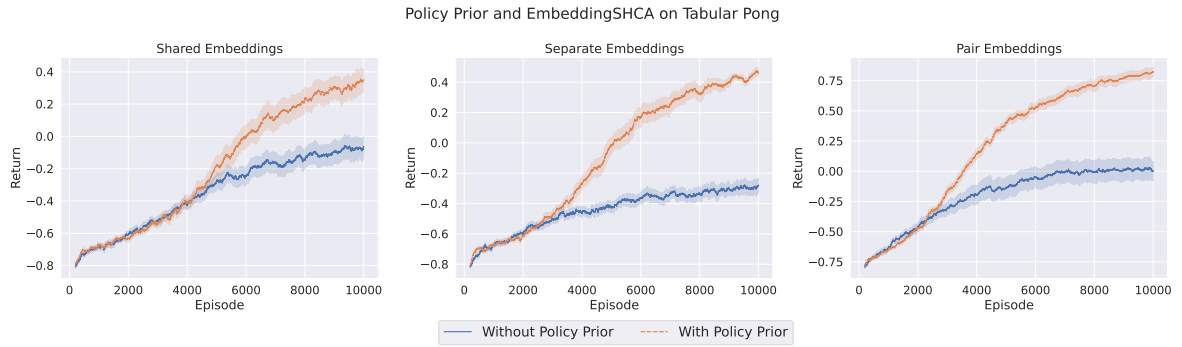


Figure 63: EmbeddingSHCA variants with and without utilizing the policy prior.

E. EmbeddingSHCA and Policy Prior

We only present final results for EmbeddingSHCA models (in Sections 4.7 and 5) that utilize the policy prior (introduced in Section 4.5.2). We support this decision with this section. Figure 62 presents preliminary hyperparameter tuning results (as described in Section A.5) for the actors of all EmbeddingSHCA variants that do *not* utilize the policy as a prior. As we can see, some variants and learning curves are not shown on the figure. This is because with higher learning rates, training became unstable and could not be finished. This is the case with an actor learning rate of $3e-3$ and separate embeddings, and learning rates of $1e-3$ and $3e-3$ for pair embeddings. This is the main reason why we only use embedding models with a policy prior, as they are much more stable and able to finish training with the whole range of actor learning rates.

As the remaining learning curves show, all variants achieve their best performance using an actor learning rate of $3e-4$ (the hindsight learning rate is fixed at $1e-3$, according to Appendix A.5). Figure 63 compares these best models with their counterparts that do use the policy prior, and have the same actor learning rates of $1e-3$ (and the same hindsight learning rates). It is clear that models with the policy prior achieve higher performance across all variants. Furthermore, as Table 5 shows, these hyperparameters are not even the best ones for the policy prior versions.

Results of the hyperparameter tuning on Figure 62 also highlight that a high actor learning, when possible, achieves a low performance. This further supports our claim that the hindsight estimator lags behind the policy.