

# Scalable Multi-Agent Reinforcement Learning for Warehouse Logistics with Robotic and Human Co-Workers

Aleksandar Krnjaic,<sup>1</sup> Jonathan D. Thomas,<sup>1 2</sup> Georgios Papoudakis,<sup>1 2</sup>  
Lukas Schäfer,<sup>1 2</sup> Peter Börsting,<sup>1</sup> Stefano V. Albrecht<sup>2</sup>

<sup>1</sup>Dematic, <sup>2</sup>University of Edinburgh

aleks.krnjaic@dematic.com, jonathan.d.thomas8@gmail.com, g.papoudakis@ed.ac.uk,  
l.schaefer@ed.ac.uk, peter.boersting@dematic.com, s.albrecht@ed.ac.uk

## Abstract

This project leverages advances in multi-agent reinforcement learning (MARL) to improve the efficiency and flexibility of order-picking systems for commercial warehouses. We envision a warehouse of the future in which dozens of mobile robots and human pickers work together to collect and deliver items within the warehouse. The fundamental problem we tackle, called the *order-picking problem*, is how these worker agents must coordinate their movement and actions in the warehouse to maximise performance (e.g. order throughput) under given resource constraints. Established industry methods using heuristic approaches require large engineering efforts to optimise for innately variable warehouse configurations. In contrast, the MARL framework can be flexibly applied to any warehouse configuration (e.g. size, layout, number/types of workers, item replenishment frequency) and the agents learn via a process of trial-and-error how to optimally cooperate with one another. This paper details the current status of the R&D effort initiated by Dematic and the University of Edinburgh towards a general-purpose and scalable MARL solution for the order-picking problem in realistic warehouses.

## 1 Introduction

An order received by a commercial warehouse operator may comprise of several order-lines which specify a required item and a quantity. *Order-picking* is the process of retrieving these items from the warehouse and delivering them to a target location within the warehouse for further handling (Petersen and Schmenner 1999). In its most basic form, a human worker will receive an order and travel around the warehouse with a cart and pick the required items manually. The general objective is to minimise the time required for order completion. This process typically represents a significant proportion of a warehouse’s operational costs, where figures in the region of 55% are commonly quoted (Drury 1988). As such, order-picking has attracted significant automation efforts in pursuit of reducing operational costs and thereby improving commercial competitiveness.

Automation efforts have generally focused on the *pick-to-picker* paradigm, in which large-scale autonomous systems move items to pickers for dispatch to customers. There are numerous examples of these types of systems, including

the Dematic Multishuttle<sup>1</sup>, Autostore<sup>2</sup>, and KIVA (Wurman, D’Andrea, and Mountz 2008). Typically, these approaches require significant capital investment and can be costly to adjust to varying warehouse capacity and consumer demand. For these reasons, adoption is generally limited to larger operations. An alternative and more common approach is the *picker-to-pick* paradigm, in which pickers move to item locations within the warehouse and directly retrieve them for dispatch. This paradigm accounts for the majority of warehouse operations, where De Koster, Le-Duc, and Roodbergen (2007) estimated that 80% of warehouses in Western Europe followed this paradigm. Despite its prevalence, automation is comparatively less mature in this domain.

In this work, we consider the augmentation of the *picker-to-pick* paradigm with robotic vehicles such as automated guided vehicles (AGVs) and autonomous mobile robots (AMRs). We believe their increasing affordability and capability provides an opportunity to develop an incremental pathway towards higher productivity and full warehouse automation. We refer to AGVs and AMRs interchangeably, as our solution is not strictly dependent on the type of vehicle being used. The general idea of AGV-assisted order-picking has begun to receive attention in the academic literature (Azadeh, Roy, and De Koster 2020; Löffler, Boysen, and Schneider 2022; Žulj et al. 2022). Typically, this involves the decoupling of a traditional picker’s role into order transportation and item picking, where transportation is handled by the AGV and picking is handled by a human worker or robotic picker. This approach has multiple benefits: (1) pickers do not need to travel back to the depot to complete an order, thereby minimising unproductive walking time, (2) the integration of AGV technologies into existing warehouses requires minimal modification to existing infrastructure, and (3) the system can support scaling with varying demand by changing the number of AGVs and pickers.

Simulation experts at Dematic<sup>3</sup> have practical experience in developing various order-picking strategies in the *picker-to-pick* paradigm through heuristic methods. They find that their application and optimisation for innately variable ware-

<sup>1</sup><https://www.dematic.com/en-au/products/storage>

<sup>2</sup><https://www.dematic.com/en-au/products/storage/autostore>

<sup>3</sup>Dematic is a multinational company specialising in materials handling systems and logistics automation.

house configurations and optimisation targets require significant engineering effort. Ideally, the derivation of optimal methods for worker control should be an automatic process. Reinforcement learning (RL) offers this capability, having achieved notable successes in a number of complex real-world domains (Bellemare et al. 2020; Degraeve et al. 2022). Order-picking by its very nature is a multi-agent problem, thus we leverage multi-agent RL (MARL) which extends RL to multi-agent systems (Papoudakis et al. 2019). An important benefit of MARL is its flexibility to operate with diverse warehouse and worker specifications as well as optimisation objectives (e.g. order throughput, battery usage, travel distance, traffic and congestion, pallet stability, labour cost), where existing heuristic approaches would require significant engineering effort to fit different specifications.

This paper details the current status of the R&D effort initiated by Dematic and the University of Edinburgh towards a general-purpose and scalable MARL solution for the order-picking problem. We developed a high-performance simulator which is capable of representing real-world customer operations and is optimised for efficient RL training and testing. We further developed a MARL approach, Hierarchical Shared Network Actor-Critic (HSNAC), which improves sample efficiency over Shared Network Actor-Critic (Christianos, Schäfer, and Albrecht 2020) through enabling decomposition of the large action space via a multi-layer hierarchy. HSNAC outperforms a well-established industry heuristic, achieving a 23.2% improvement in order-lines per hour while being generally applicable to different warehouse specifications. We outline a path towards the deployment of our solution, identifying a number of limitations and promising methodologies to further improve the performance and realism of our solution, and consideration for its integration into a comprehensive machine learning pipeline.

## 2 Related Literature

**AGV-assisted order-picking** Azadeh, Roy, and De Koster (2020) model the order-picking problem as a queuing network and explore the impact of different zoning strategies (no zoning and progressive zoning). They then further extend their method by representing it as a Markov decision process and consider dynamic switching based on the order-profile using dynamic programming. Löffler, Boysen, and Schneider (2022) consider an AGV-assisted picker and provide an exact polynomial time routing algorithm for a single-block parallel-aisle warehouses. Žulj et al. (2022) consider a warehouse partitioned into disjoint picking zones, where AGVs meet pickers at handover zones to transport the orders back to the depot. They propose a heuristic for effective order-batching to reduce tardiness. We additionally acknowledge pick-to-conveyor solutions<sup>4</sup> which we consider as a special case of AGV-assisted order-picking. Our work differs from existing work in this area as it does not place any restrictions on how workers may cooperate. To the best of our knowledge, our work is the first application of MARL to order-picking in the picker-to-pick context.

<sup>4</sup>[www.dematic.com/en-gb/products/case-and-piece-picking](http://www.dematic.com/en-gb/products/case-and-piece-picking)

**Multi-Agent Pickup and Delivery Problem** MAPD problems (Ma et al. 2017) consider a set of agents that are sequentially assigned tasks. Each task requires the agent to visit a pickup location and a delivery location. The locations of agents and tasks are typically presented as nodes in an undirected connected graph. The agents move between locations via the graph’s edges, where the edge capacity is restricted so that only one agent may move along an edge. The objective is to minimise the time duration required for task completion, which may be further broken down into task assignment and the planning of collision free paths. This formulation has been applied to several problems in warehouse logistics (Ma et al. 2017, 2019; Xu et al. 2022). The decoupling of workers within our approach introduces complex interdependencies between the paths of different worker types which significantly complicates the problem. Greshler et al. (2021) have introduced the Cooperative Multi-Agent Path Finding problem which is applicable within this domain but requires explicit specification of the workers required to cooperate and does not allow for optimisation over extended temporal periods. We consider MARL as an alternative due to its generality and flexibility.

**Multi-agent reinforcement learning** MARL algorithms are designed to train coordinated agent policies for multiple autonomous agents, and have received much attention in recent years with the introduction of deep learning techniques into MARL (Papoudakis et al. 2019). MARL has previously seen application to various warehousing problems, including Shared Experience Actor-Critic to pick-to-picker systems (Christianos, Schäfer, and Albrecht 2020; Papoudakis et al. 2021), and a deep Q-network variant for sortation control (Kim et al. 2020). For the specific complexities of the order-picking problem, we consider methods at the intersection of MARL and hierarchical RL (HRL) to enable action space decomposition and temporal abstraction. This combination has been studied by Xiao, Hoffman, and Amato (2020) who derive MARL algorithms for macro-actions under partial observability, and Ahilan and Dayan (2019) who propose Feudal Multi-Agent Hierarchies (FMH) which extends Feudal RL (Dayan and Hinton 1992) to the cooperative MARL domain. We apply a 3-layer adaptation of FMH to a partially observable stochastic game with individual agent reward functions.

## 3 Background

We consider a scenario in which a warehouse operator (customer) seeks to improve the efficiency of their warehouse,  $\mathcal{W}$ , through automation of order-picking. The task requires optimal utilisation of the customer’s resources to maximally improve warehouse operations, measured by key performance indicators such as pick rate (order-lines/hour), order lead time (seconds), and distance travelled (metres).

### 3.1 Warehouse Definition

We consider a customer warehouse defined by the 3-tuple  $\mathcal{W} = \{L, Z, W\}$ .

- $L$  refers to the set of spatially distributed locations within the warehouse and can be further broken down into  $L =$

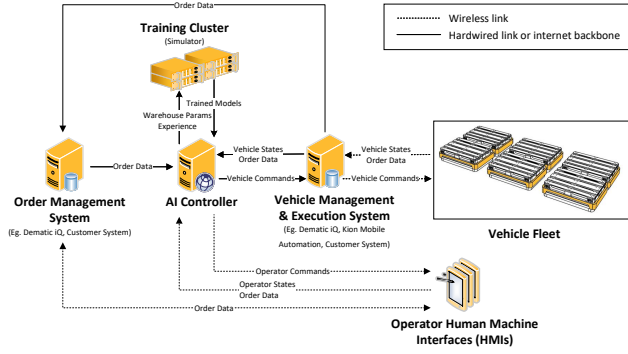


Figure 1: Systems architecture for our solution.

$L_i \cup L_t$ , where  $L_i$  and  $L_t$  refer to the set of locations with stored items and other locations (such as idle locations and order delivery stations), respectively.

- $Z$  defines the order distribution which is dependent on the warehouse’s supplier and customer behaviour and is assumed to be known. An order  $z = \{(p_0, q_0), \dots, (p_n, q_n)\}$  is sampled from  $Z$ . Each pair  $(p, q)$  represents an order-line, where  $p$  represents the item and  $q$  specifies the required quantity.
- $W$  is the set of workers and is comprised of AGVs,  $V$ , and pickers,  $P$ , where the workers in each set are homogeneous. AGVs are assigned orders sampled from  $Z$  with  $z^v$  denoting the current order of AGV  $v \in V$ . Successful picking of an order-line requires coordination between AGVs and pickers.

For a given warehouse, we seek to derive a joint policy  $\pi$  which defines the behaviour of all workers in  $W$  such that we maximise the average pick rate  $K$ , formally denoted with  $\pi = \arg \max_{\pi} K(W, \pi)$ . A key desideratum of our solution is to automatically learn optimal policies for any given warehouse configuration and order profile.

### 3.2 Heuristic Solutions

Two heuristics which Dematic use within this setting are *Follow Me* (FM), and *Pick, Don’t Move* (PDM).

**Follow Me** A number of AGVs are assigned to each picker and will follow them through the warehouse. Each AGV’s order is concatenated and the travelling salesman problem (TSP) solution is generated to determine the order in which the items will be picked. This improves efficiency over a traditional picker with order cart approach as the AGV can leave the picker and deliver the completed order to the packing area. FM minimises idle time for pickers, as it ensures that they are always travelling or picking, but also leads to more travelling of pickers than needed.

**Pick, Don’t Move** Pickers are allocated to zones (such as a picker per aisle) in the warehouse which they are responsible for, while AGVs are allowed to travel throughout the entirety of the warehouse. The AGVs travel through the list of locations they need to visit to complete their order using a TSP solution. Once an AGV goes into a picker’s zone, the

picker is responsible for meeting the AGV at the item location, and picking relevant items to the relevant orders onto the AGV. Pickers prioritise service of AGVs by the relative proximity of the AGV and picker to their target locations. PDM minimises travel distance for pickers, allowing them to spend more time picking, and less time moving. However, it may result in under-utilisation of pickers in case there are few items within current orders in their operating zones.

### 3.3 Key Challenges

The efficacy of optimised heuristic methods is context and customer-dependent, requiring consideration of many factors such as the warehouse item clustering strategy, order profile, order prioritisation mechanism, changes in demand and supply, changes in labour and workforce conditions, and regulatory factors to name but a few. A heuristic strategy needs to be selected and repeatedly tuned with this ever-changing context. The required iterative process necessitates a regular engineering effort in consultation with a customer to review, analyse and tune performance of heuristics and parameters. This engineering burden motivates the automation of worker policies for the order-picking problem under the consideration of the following challenges:

**Scalability** We desire a general-purpose solution which can handle variations in multiple dimensions, including the number of total item locations  $|L|$ , the order distribution  $Z$  and the number of workers  $|V| + |P|$ . Controlling all workers with a single decision-making entity quickly becomes infeasible due to the joint action space growing exponentially with the number of workers. Hence, we consider MARL approaches in which pickers and AGVs are modelled as individual agents.

**Development environment** MARL algorithms require significant numbers of exploratory interactions within the environment (Papoudakis et al. 2021), involving prolonged periods of sub-optimal behaviours within the target warehouse configuration. This is unacceptable for warehouse operators and, therefore, mandates the utilisation of a high-performance simulation platform as an essential part of the development pipeline.

**Productionisation** Any derived solution does not exist in isolation, but as part of a pipeline and a larger warehouse system. As such, we propose a minimal viable system architecture in Figure 1. The diagram identifies how we envisage our systems interacting. MARL algorithms will be trained on a training cluster. Algorithm inference runs on an AI controller, which must be deployed on-premise, as warehouse environments cannot tolerate operational downtime. Generated commands are transmitted to workers through an on-premise wireless communications network. For a robotic vehicle, this command is given via the vehicle management system and executed by the vehicle, and for a human worker, this command is provided on a mobile device or headset. Feedback is provided to the systems by the picker upon successful pick via voice or scanned barcode.




Figure 2: 3-D warehouse simulator. Snapshot showing human and AGV workers moving along aisles.

## 4 Warehouse Simulator

To facilitate efficient MARL training, experts at Dematic developed a high-performance warehouse simulator which is capable of representing real-world customer warehouses and includes implementations of the baselines described in Section 3.2. Figure 2 shows an example snapshot of a simulated warehouse used in our experiments.

### 4.1 Implementation

The simulator was developed in Python 3.9 using the Panda3D game engine to enable visualisation and implements the OpenAI gym interface (Brockman et al. 2016). We introduce several assumptions to reduce the simulator’s computational requirements. These are listed below, and will be relaxed in future work.

- **Warehouse scaling** We model the warehouse at a 1:3 scale and all workers travel at a speed of 1.66 meters per second. By scaling the distances, we enable faster transit and consequently faster training times.
- **Worker commitment** When a worker chooses to travel to a location, it commits to its execution until arrival.
- **Collisions** We do not model worker collisions, assuming that they are able to move past each other without any delay or penalty. We give the vehicle management and execution system the responsibility of collision avoidance.
- **Automatic loading** Picking of items from a picker onto an AGV is done automatically and instantaneously once both workers are at the respective location. The impact of the quantity in an order-line is considered to be negligible and as such we set it to 1.
- **Fixed workers** The number of workers within the system is fixed and unchanging. Workers do not experience failures, nor does their productivity decrease over time.
- **FIFO order assignment** Orders are assigned to AGVs following a first-in-first-out queue system. Optimisation of order assignment is left for future work.

### 4.2 Simulator Optimisation

Major effort was directed towards improving the execution speed of the simulator. Through optimisations, we achieved

a speed-up of 13021x (from 0.003643 steps per second to 47.51 steps per second collected over 300 samples), for a warehouse consisting of 1276 item locations, 24 agents, and running 4 environments in parallel. The most impactful modifications we made are detailed below.

**Time progression in game engine** We generate frames at 0.2 FPS (frames per second), such that 5 seconds in game time passes on each game engine step (and equivalently, each algorithm action step). The relatively low FPS rate impacts our worker action frequency, resulting in some minor performance degradation, but was chosen to make RL training within a reasonable time-frame tractable.

**Precalculation and caching shortest paths** As we shall describe within Section 5.2, agents select their target locations as actions. Following such a movement decision, we calculate the shortest path between the agent’s current and target location. To facilitate this computation, a warehouse is represented as a graph and shortest paths computed using the Dijkstra’s algorithm (Dijkstra 1959) are cached in a table. This table uses significant memory for reasonable warehouses (in the order of 500MB for 1200 locations), but path determination becomes a hash-table lookup of  $O(1)$ .

**Boosting execution time for distance calculations** Calculating distances from  $(x, y)$  coordinates to graph nodes is a frequent computation which scales with  $O(|W||L|)$ . To improve this operation, we use the following elements: (1) a graph coordinate hash-table for exact matches, (2) a compiled vectorised function which translates the operation to machine code, and (3) a KD-tree (Bentley 1975) of the graph coordinates. We see a significant improvement in execution time for an insignificant amount of memory usage.

## 5 Multi-Agent Reinforcement Learning

We use MARL to train coordinated agent policies in simulation. This section details our model and algorithm design.

### 5.1 Problem Modelling

**Partially observable stochastic game** We model the multi-agent interaction as a partially observable stochastic game (POSG) for  $N$  agents (Hansen, Bernstein, and Zilberstein 2004). A POSG is defined by the tuple  $(\mathcal{I}, \mathcal{S}, \{\mathcal{O}^i\}_{i \in \mathcal{I}}, \{\mathcal{A}^i\}_{i \in \mathcal{I}}, \mathcal{P}, \Omega, \{\mathcal{R}^i\}_{i \in \mathcal{I}})$ , with agents  $i \in \mathcal{I} = \{1, \dots, N\}$ , state space  $\mathcal{S}$ , and joint action space  $\mathcal{A} = \mathcal{A}^1 \times \dots \times \mathcal{A}^N$ . Each agent  $i$  only perceives its local observations  $o^i \in \mathcal{O}^i$  given by the observation function  $\Omega : \mathcal{S} \times \mathcal{A} \mapsto \Delta(\mathcal{O})$  with joint observation space  $\mathcal{O} = \mathcal{O}^1 \times \dots \times \mathcal{O}^N$ . The transition function  $\mathcal{P} : \mathcal{S} \times \mathcal{A} \mapsto \Delta(\mathcal{S})$  returns a distribution over successor states given a state and a joint action. Agent  $i$  receives a reward  $r_t^i$  at each step  $t$  defined by its individual reward function  $\mathcal{R}^i : \mathcal{S} \times \mathcal{A} \times \mathcal{S} \mapsto \mathbb{R}$ . The goal is to learn a joint policy  $\pi = (\pi_1, \dots, \pi_N)$  to maximise the discounted return  $G^i = \sum_{t=1}^T \gamma^{t-1} r_t^i$  of each agent  $i$  with respect to the policies of other agents; formally,  $\forall i \in \mathcal{I} : \pi_i \in \arg \max_{\pi_i} \mathbb{E}[G^i | \pi_i', \pi_{-i}]$  where  $\pi_{-i} = \pi \setminus \{\pi_i\}$ , and  $\gamma$  and  $T$  denoting the discount factor and episode length, respectively.

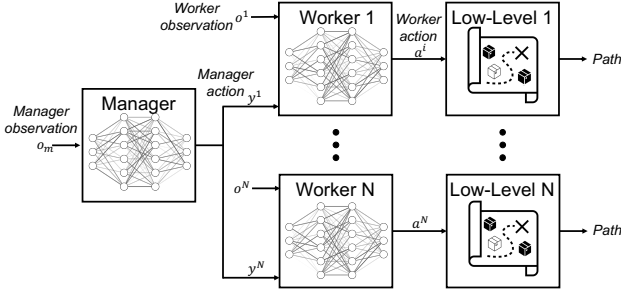


Figure 3: Diagram of 3-layer Feudal Hierarchy.

**Action space** The completion of orders requires pickers to be able to visit all item locations  $l \in L_i$  and for AGVs to be able to visit all locations  $l \in L$ . We enable this by defining the action space of pickers and AGVs as  $\mathcal{A}_p = L_i$  and  $\mathcal{A}_v = L$ , respectively. This results in a large action space and an action duration that is dependent on the distance between the agents’ current and target locations. These issues are addressed in Section 5.2.

**Observation space** The availability of communication links between workers and the central servers affords a high degree of flexibility in modelling the information observed by agents. We aim to provide both classes of agents with sufficient information to make optimal decisions whilst pruning out unnecessary variables. Picker and AGV observations are defined in Equation (1) and Equation (2) with  $\oplus$  denoting the concatenation operator. Pickers and AGVs observe the current and target locations of all agents, denoted  $l_c^i \in L$  and  $l_t^i \in L$  for agent  $i$ . Additionally, AGVs only observe their own order while pickers observe all orders.

$$O_p = \{(l_c^i, l_t^i) \mid i \in \mathcal{I}\} \oplus \{z^v \mid v \in V\} \quad (1)$$

$$O_v = \{(l_c^i, l_t^i) \mid i \in \mathcal{I}\} \oplus z^v \quad (2)$$

**Reward function** Agents are rewarded for behaviour which is aligned with the objective stated in Section 3.1. The reward function for agent  $i$  as a picker and AGV, respectively, are given in Equations (3) and (4).

$$r_t^i = \begin{cases} 0.1, & \text{if } i \text{ completed pick at step } t \\ -0.05, & \text{otherwise} \end{cases} \quad (3)$$

$$r_t^i = \begin{cases} 0.1, & \text{if } i \text{ received picked item at step } t \\ 0.1, & \text{if } i \text{ completed order at step } t \\ -0.05, & \text{otherwise} \end{cases} \quad (4)$$

## 5.2 Hierarchical MARL for Order-Picking

In the current formulation, each agent’s action space is very large with  $|\mathcal{A}^i| \approx |L|$  and the actions may take different durations to terminate. To address these challenges and simplify the training of agents, we utilise an adaptation of FMH (Ahilan and Dayan 2019), which involves the introduction of a manager that produces goals for subordinates to satisfy,

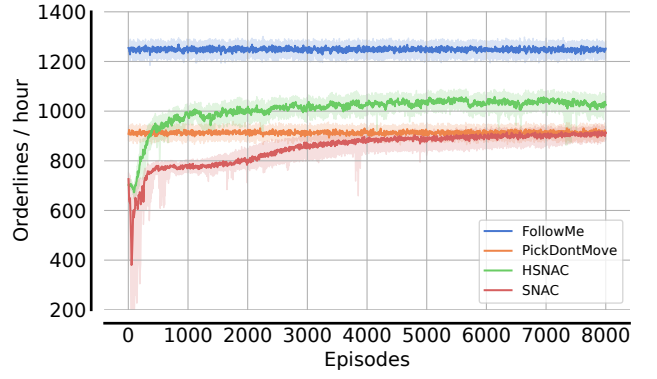


Figure 4: Average order-lines per hour of HSNAC, SNAC, and heuristics. Shaded area shows 95% confidence interval.

shown in Figure 3. We apply this concept to partition the locations within the warehouse into a set of disjoint sectors  $Y$ , formally  $L = \bigcup_{y \in Y} y$ . The manager observes the current and target locations of all agents as well as the current orders assigned to each AGV, and determines a sector  $y^i$  for each agent  $i \in \mathcal{I}$  to move to. Given the assigned sector, agent  $i$ ’s policy  $\pi_i$  selects its new target location  $l_t^i \in y^i$  within its assigned sector. This decomposition greatly reduces the effective action space of each agent’s policy which is now given by  $\max_{y \in Y} |y| \ll |L|$ . Once the target location of each agent is determined, a lower-level controller will then calculate a path from its current location and execute the necessary sequence of primitive actions.

We further reduce the size of the effective action space of agents through action-masking, based on the observation that each AGV  $v \in V$  only needs to collect the items within their current order  $z^v$ . Therefore, AGVs should only move to locations within the warehouse which contain these items. This is achieved by masking out actions which refer to locations without items in the current order of an AGV  $v$ . Given that in expectation,  $|z^v| \ll |L|$ , this significantly reduces the number of actions for each AGV. For pickers, a reasonable action-masking approach is less clear cut. Empirically, we found that only considering picker actions which refer to current and target locations of all AGVs was effective.

The policy and value network of the manager are given by a multi-headed neural network comprising of three fully-connected layers consisting of 128 neurons each with ReLU activations, and a policy and value head for each agent. Each agent is parameterised by a value and critic network represented by two fully connected layers of 64 neurons with ReLU activations. This hierarchical model is trained using the Shared Network Actor-Critic (SNAC) algorithm (Christianos, Schäfer, and Albrecht 2020) in which we share networks across pickers and AGVs, respectively, to improve the efficiency of the training process. The discount factor,  $\gamma$ , is set to 0.99 for all agents. We found that we can further improve performance by applying generalised advantage estimation (GAE) (Schulman et al. 2016) and standardising the advantage estimate in each training batch to have zero mean and unit variance.

## 6 Empirical Evaluation

We test our approach in a warehouse comprising of 1276 item locations, with 16 AGVs and 8 pickers which is shown in Figure 2. The workers are presented with an episodic task consisting of 80 orders with an average length of 5 order-lines which are randomly distributed within  $L_i$ . We implement HSNAC in PyTorch (Paszke et al. 2019) and allow it to train for 8000 episodes and 8 random seeds. The partitioning,  $Y$ , is achieved through division of the warehouse into 22 equal-sized sections. We compare HSNAC against the PDM and FM heuristics (Section 3.2) and SNAC (Christianos, Schäfer, and Albrecht 2020) which uses the same neural network architecture as the HSNAC worker agents. We also tried shared experience actor critic (Christianos, Schäfer, and Albrecht 2020) and independent actor-critic but omit them from our figures as they underperformed SNAC by 12.4% and 89.0% respectively. We use pick rate in order-lines per hour as our primary performance measure, indicating the average frequency of picks in the episode. Experimentation was performed on three Ubuntu servers, two with 128 core CPUs and 256GB RAM, and one with 32 core CPUs and 128GB RAM, respectively, and experimental tracking was performed using WandB (Biewald 2020). Full evaluation details with additional results and episode video recordings are available in an extended report<sup>5</sup>.

Figure 4 shows the pick rate in order-lines per hour of HSNAC and all baselines across training. We observe that HSNAC achieves noticeably higher order-lines per hour compared to PDM, but is still under-performing compared to FM. Comparing HSNAC to SNAC demonstrates the advantage of the hierarchical architecture, with HSNAC converging significantly faster.

In Table 1, we show selected aggregated characteristics for 50 episodes for PDM and FM, and across all trained HSNAC and SNAC seeds. We find that HSNAC’s improvement in pick rate over PDM is largely due to a reduction in idle time by 27.55% for AGVs and 44.68% for pickers, however it also incurs an increased travel distance of 20.96% for AGVs and 70.23% for pickers over the course of an episode. Upon closer inspection of agent behaviours, we were able to observe situations in which two or more pickers raced towards AGVs, which appears to demonstrate the emergence of competitive behaviours. Through comparison of the pickers’ order-line completion locations (shown in the extended report) we observed correlations between pickers which indicate that a variety of zone allocations may be emerging. In contrast to PDM, allocated zones are not served by a singular picker. HSNAC appears to allow a greater degree of flexibility, where two or more agents may serve the same zone of the warehouse, but may also move to other areas.

## 7 Path to Deployment

Our results support our hypothesis that MARL agents can derive effective solutions for the order-picking problem. It plausibly provides a mechanism by which we can avoid costly heuristic optimisation in the future. We achieved this through employing a number of methodologies, where the

hierarchical decomposition of the action space had a large impact which we attribute to it being able to provide a solution to the order-picking problem at a lower spatial resolution than SNAC. Through HSNAC, we were able to outperform PDM which is a well-established industry heuristic. However, the manner in which it achieves this is not without fault. The increase in travel distance for pickers shown in Table 1 likely represents a notable increase in maintenance costs for robotic pickers and possible concerns for human picker welfare. This is likely attributable to the competitive behaviours we observed. We believe that these observations, in combination with the current supremacy of FM, demonstrate that whilst we are already in a region of commercial viability as we greatly exceed heuristic flexibility, there is more work to be done to achieve performance parity with the best performing heuristic.

The simulator (Section 4) forms the foundation of our approach, and provides a necessary trade-off between accuracy and execution speed in order to make training in a reasonable time plausible. In real-world settings, many of our assumptions may be challenged. For example, (1) loading may take a variable amount of time dependent on the required quantity or item type, (2) the number of workers may vary with shift patterns and (3) agent policy decisions may be able to happen quicker than the decision interval allowed. Despite this, even with relaxation of all our assumptions, transferring policies trained in simulation to the real world bring additional challenges. This is a well-known challenge within the RL community known as *sim-to-real* (Zhao, Queralta, and Westerlund 2020). In addition to this, a warehouse does not exist in a vacuum and it needs to be adaptive to pressures that are placed on it by its supply chain. This is an issue of *concept drift* (Lu et al. 2018) and being able to handle its implication is essential.

Moving our solution towards production requires comprehensive analysis and mitigation of the limitations which we have identified. We plan to investigate methods to reduce picker competitiveness, where we hypothesise that additional factors such as energy usage penalty and agent-to-agent communication may inhibit the emergence of these behaviours. We have begun some limited investigations into curriculum learning (Narvekar et al. 2020) as a method to allow for tightening of assumptions such as our decision interval, and plan to continue with this work and expand the scope to consider more variables. We have also begun to consider challenges associated with deployment. For example, upon our warehouse’s order profile or other parameters drifting, we envisage opportunity for re-training within simulation. With suitable demand prediction models, we may even be able to undertake this proactively. A real-world proof-of-concept is within our project roadmap, and addressing hardware interoperability and sim-to-real challenges is critical for commercial viability.

## 8 Conclusion

Within this work, we evaluated the feasibility of utilising MARL as a method to avoid time and resource-intensive manual heuristic tuning for an AGV-assisted warehouse. Through employing a range of innovations, we were able

<sup>5</sup><https://sites.google.com/view/scalablemarlwarehouse/>



	AGVs			Pickers		
	Distance (m)	Idle Time (s)	Pick Rate	Distance (m)	Idle Time (s)	Pick Rate
HSNAC	1887 $\pm$ 3	779.48 $\pm$ 1.91	69.99 $\pm$ 0.10	2299 $\pm$ 6	688.44 $\pm$ 1.73	139.98 $\pm$ 0.19
SNAC	1975 $\pm$ 3	952.57 $\pm$ 2.10	63.80 $\pm$ 0.08	3678 $\pm$ 9	585.99 $\pm$ 1.28	127.59 $\pm$ 0.16
PDM	1529 $\pm$ 4	1028.55 $\pm$ 7.11	56.80 $\pm$ 0.21	1104 $\pm$ 5	1084.53 $\pm$ 7.36	113.61 $\pm$ 0.42
FM	1970 $\pm$ 5	514.13 $\pm$ 2.33	78.78 $\pm$ 0.25	1620 $\pm$ 6	582.49 $\pm$ 2.40	157.57 $\pm$ 0.49

Table 1: Performance comparisons between HSNAC (ours), SNAC, PDM and FM. Results show mean  $\pm$  95% confidence interval for distance travelled, idle time, and pick rate for both AGVs and pickers.

to demonstrate that this is possible. Our algorithm, HSNAC, achieved a notable performance gain over an established industry heuristic in a realistic simulated warehouse. We have identified a range of limitations related to our current assumptions and considerations for deployment.

## References

- Ahilan, S.; and Dayan, P. 2019. Feudal multi-agent hierarchies for cooperative reinforcement learning. *arXiv preprint arXiv:1901.08492*.
- Azadeh, K.; Roy, D.; and De Koster, M. 2020. Dynamic human-robot collaborative picking strategies. *Available at SSRN 3585396*.
- Bellemare, M. G.; Candido, S.; Castro, P. S.; Gong, J.; Machado, M. C.; Moitra, S.; Ponda, S. S.; and Wang, Z. 2020. Autonomous navigation of stratospheric balloons using reinforcement learning. *Nature*, 588(7836): 77–82.
- Bentley, J. L. 1975. Multidimensional Binary Search Trees Used for Associative Searching. *Commun. ACM*, 18(9): 509–517.
- Biewald, L. 2020. Experiment Tracking with Weights and Biases. Software available from wandb.com.
- Brockman, G.; Cheung, V.; Pettersson, L.; Schneider, J.; Schulman, J.; Tang, J.; and Zaremba, W. 2016. OpenAI Gym. *arXiv*, abs/1606.01540.
- Christianos, F.; Schäfer, L.; and Albrecht, S. 2020. Shared Experience Actor-Critic for Multi-Agent Reinforcement Learning. In *Advances in Neural Information Processing Systems*, volume 33, 10707–10717. Curran Associates, Inc.
- Dayan, P.; and Hinton, G. E. 1992. Feudal reinforcement learning. *Advances in Neural Information Processing Systems*, 5.
- De Koster, R.; Le-Duc, T.; and Roodbergen, K. J. 2007. Design and control of warehouse order picking: A literature review. *European journal of operational research*, 182(2): 481–501.
- Degrave, J.; Felici, F.; Buchli, J.; Neunert, M.; Tracey, B.; Carpanese, F.; Ewalds, T.; Hafner, R.; Abdolmaleki, A.; de Las Casas, D.; et al. 2022. Magnetic control of tokamak plasmas through deep reinforcement learning. *Nature*, 602(7897): 414–419.
- Dijkstra, E. W. 1959. A note on two problems in connexion with graphs. *Numerische Mathematik*, 1(1): 269–271.
- Drury, J. 1988. Towards more efficient order picking. *IMM monograph*, 1(1): 1–69.
- Greshler, N.; Gordon, O.; Salzman, O.; and Shimkin, N. 2021. Cooperative Multi-Agent Path Finding: Beyond Path Planning and Collision Avoidance. In *2021 International Symposium on Multi-Robot and Multi-Agent Systems (MRS)*, 20–28.
- Hansen, E. A.; Bernstein, D. S.; and Zilberstein, S. 2004. Dynamic programming for partially observable stochastic games. In *AAAI Conference on Artificial Intelligence*, volume 4, 709–715.
- Kim, J.-B.; Choi, H.-B.; Hwang, G.-Y.; Kim, K.; Hong, Y.-G.; and Han, Y.-H. 2020. Sortation Control Using Multi-Agent Deep Reinforcement Learning in N-Grid Sortation System. *Sensors*, 20(12).
- Löffler, M.; Boysen, N.; and Schneider, M. 2022. Picker routing in AGV-assisted order picking systems. *INFORMS Journal on Computing*, 34(1): 440–462.
- Lu, J.; Liu, A.; Dong, F.; Gu, F.; Gama, J.; and Zhang, G. 2018. Learning under concept drift: A review. *IEEE Transactions on Knowledge and Data Engineering*, 31(12): 2346–2363.
- Ma, H.; Hönig, W.; Kumar, T. S.; Ayanian, N.; and Koenig, S. 2019. Lifelong path planning with kinematic constraints for multi-agent pickup and delivery. In *Proceedings of the AAAI Conference on Artificial Intelligence*, volume 33, 7651–7658.
- Ma, H.; Li, J.; Kumar, T. K. S.; and Koenig, S. 2017. Life-long Multi-Agent Path Finding for Online Pickup and Delivery Tasks. In *International Conference on Autonomous Agents and Multiagent Systems (AAMAS)*.
- Narvekar, S.; Peng, B.; Leonetti, M.; Sinapov, J.; Taylor, M. E.; and Stone, P. 2020. Curriculum Learning for Reinforcement Learning Domains: A Framework and Survey. *Journal of Machine Learning Research*, 21(181): 1–50.
- Papoudakis, G.; Christianos, F.; Rahman, A.; and Albrecht, S. V. 2019. Dealing with Non-Stationarity in Multi-Agent Deep Reinforcement Learning. *arXiv:1906.04737*.
- Papoudakis, G.; Christianos, F.; Schäfer, L.; and Albrecht, S. V. 2021. Benchmarking Multi-Agent Deep Reinforcement Learning Algorithms in Cooperative Tasks. In *Proceedings of the Neural Information Processing Systems Track on Datasets and Benchmarks (NeurIPS)*.
- Paszke, A.; Gross, S.; Massa, F.; Lerer, A.; Bradbury, J.; Chanan, G.; Killeen, T.; Lin, Z.; Gimelshein, N.; Antiga, L.; Desmaison, A.; Kopf, A.; Yang, E.; DeVito, Z.; Raison, M.; Tejani, A.; Chilamkurthy, S.; Steiner, B.; Fang, L.; Bai, J.;

- and Chintala, S. 2019. PyTorch: An Imperative Style, High-Performance Deep Learning Library. In *Advances in Neural Information Processing Systems 32*, 8024–8035. Curran Associates, Inc.
- Petersen, C. G.; and Schmenner, R. W. 1999. An evaluation of routing and volume-based storage policies in an order picking operation. *Decision Sciences*, 30(2): 481–501.
- Schulman, J.; Moritz, P.; Levine, S.; Jordan, M.; and Abbeel, P. 2016. High-Dimensional Continuous Control Using Generalized Advantage Estimation. In *Proceedings of the International Conference on Learning Representations (ICLR)*.
- Wurman, P. R.; D’Andrea, R.; and Mountz, M. 2008. Coordinating Hundreds of Cooperative, Autonomous Vehicles in Warehouses. *AI Magazine*, 29(1): 9.
- Xiao, Y.; Hoffman, J.; and Amato, C. 2020. Macro-Action-Based Deep Multi-Agent Reinforcement Learning. In *Proceedings of the Conference on Robot Learning*, volume 100 of *Proceedings of Machine Learning Research*, 1146–1161. PMLR.
- Xu, Q.; Li, J.; Koenig, S.; and Ma, H. 2022. Multi-Goal Multi-Agent Pickup and Delivery. In *Proceedings of the IEEE/RSJ International Conference on Intelligent Robots and Systems (IROS)*.
- Zhao, W.; Queralta, J. P.; and Westerlund, T. 2020. Sim-to-Real Transfer in Deep Reinforcement Learning for Robotics: a Survey. In *2020 IEEE Symposium Series on Computational Intelligence (SSCI)*, 737–744.
- Žulj, I.; Salewski, H.; Goeke, D.; and Schneider, M. 2022. Order batching and batch sequencing in an AMR-assisted picker-to-parts system. *European Journal of Operational Research*, 298(1): 182–201.