

Quasi-Floquet prethermalization in a disordered dipolar spin ensemble in diamond

Guanghui He,^{1,*} Bingtian Ye,^{2,3,*,†} Ruotian Gong,¹ Zhongyuan Liu,¹

Kater W. Murch,^{1,4} Norman Y. Yao,^{2,3,5} Chong Zu,^{1,4,‡}

¹Department of Physics, Washington University, St. Louis, MO 63130, USA

²Department of Physics, Harvard University, Cambridge, MA 02138, USA

³Department of Physics, University of California, Berkeley, CA 94720, USA

⁴Institute of Materials Science and Engineering, Washington University, St. Louis, MO 63130, USA

⁵Materials Science Division, Lawrence Berkeley National Laboratory, Berkeley, CA 94720, USA

*These authors contributed equally to this work.

[†]To whom correspondence should be addressed; E-mail: bingtian_ye@berkeley.edu

[‡]To whom correspondence should be addressed; E-mail: zu@wustl.edu

(Dated: January 2, 2023)

Floquet (periodic) driving has recently emerged as a powerful technique for engineering quantum systems and realizing non-equilibrium phases of matter [1–23]. A central challenge to stabilizing quantum phenomena in such systems is the need to prevent energy absorption from the driving field. Fortunately, when the frequency of the drive is significantly larger than the local energy scales of the many-body system, energy absorption is suppressed [24–31]. The existence of this so-called prethermal regime depends sensitively on the range of interactions and the presence of multiple driving frequencies [32–36]. Here, we report the observation of Floquet prethermalization in a strongly interacting dipolar spin ensemble in diamond, where the angular dependence of the dipolar coupling helps to mitigate the long-ranged nature of the interaction. Moreover, we extend our experimental observation to quasi-Floquet drives with *multiple* incommensurate frequencies. In contrast to a *single*-frequency drive, we find that the existence of prethermalization is extremely sensitive to the smoothness of the applied field. Our results open the door to stabilizing and characterizing non-equilibrium phenomena in quasi-periodically driven systems.

Floquet theory describes the dynamics of a system whose Hamiltonian exhibits a *single* time-translation symmetry. Often used as a tool to control quantum systems, Floquet engineering (i.e. pulsed periodic driving) can help to prevent environment-induced decoherence and more recently, has enabled the study of novel quantum dynamical phenomena [8, 37–41]. In particular, many-body Floquet systems can host intrinsically non-equilibrium phases of matter, ranging from discrete time crystals [6, 7, 10–12, 19, 20] to Floquet topological states [17, 21, 23, 42–48]. Even richer non-equilibrium behaviors can arise in “quasi-Floquet” systems, where a *single* time-translation symmetry is replaced by *multiple* time-translation symmetries [22, 35, 49–52]. For instance, the spontaneous breaking of the latter can result in time quasi-crystalline order, which features a subharmonic response that is fundamentally distinct from conventional time crystals [22, 35].

A critical obstacle to stabilizing and observing such phenomena in driven quantum systems is Floquet heating: the inevitable absorption of energy from the driving field. One potential solution arises when the driving frequency, ω , is significantly larger than the local energy scale, J , of the many-body system; in this case, Floquet prethermalization occurs and there exists an exponentially long-lived preheating regime described by an effective time-independent Hamiltonian, \mathcal{H}_{eff} [24–31]. The intuition underlying Floquet prethermalization is simple — in order to absorb a single photon from the drive, the

system must undergo $\sim \omega/J$ off-resonant rearrangements of its local degrees of freedom (Fig. 1). This higher-order process leads to an exponentially slow heating rate $\sim \mathcal{O}(e^{-\omega/J})$.

Despite this promise, there are two natural scenarios where prethermalization can break down: (i) systems with long-range, power-law interactions [32, 34] and (ii) quasi-Floquet systems where multi-photon processes can enable resonant energy absorption [35].

Here, we report the experimental observation of Floquet prethermalization in a long-range interacting quantum system under quasi-periodic driving. Our experimental platform consists of a dense ensemble of dipolar interacting nitrogen-vacancy (NV) centers in diamond (Fig. 1a) [7, 8, 40, 53–55]. Our main results are three fold. With single-frequency modulation, we observe a heating time, τ^* , that scales exponentially with the driving frequency (Fig. 1b). In contrast, by driving quasi-periodically with two different frequencies, we find that Floquet heating exhibits a stretched exponential profile consistent with $\tau^* \sim \mathcal{O}(e^{\omega^{1/2}})$ [35]. Interestingly, in the quasi-periodic case, the heating is extremely sensitive to the *smoothness* of the drive; indeed, when the system is driven via rectangular pulses (as opposed to sinusoidal pulses), we observe a significant enhancement in the heating rate (Fig. 1b) [35].

Experimental system—We choose to work with a diamond sample containing a dense ensemble of spin-1 NV centers with concentration, $\rho \sim 4.5$ ppm (see Meth-

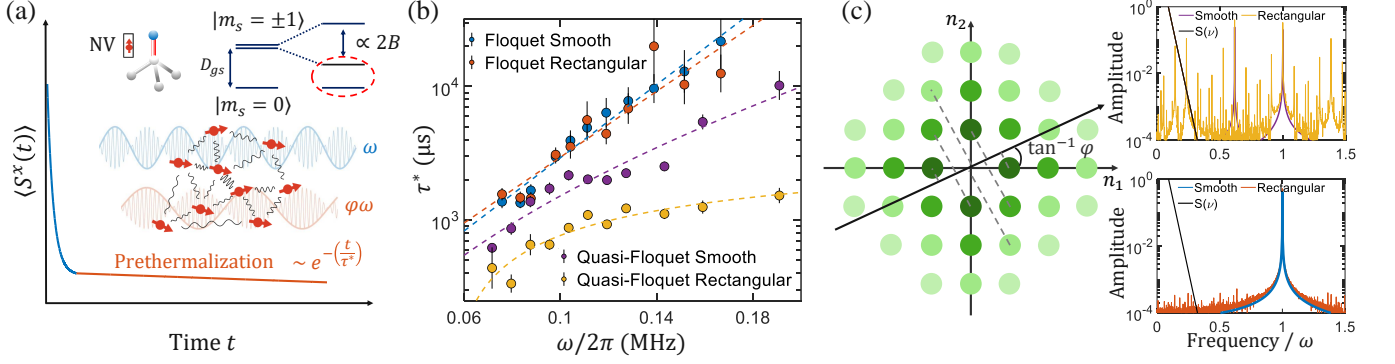


FIG. 1. **Quasi-Floquet prethermalization in a long-range interacting quantum system.** (a) Quasi-periodic driving of a strongly interacting ensemble of NV centers in diamond with two incommensurate frequencies ω and $\varphi\omega$, where φ is the golden ratio. Typical thermalization dynamics of the average spin polarization $\langle S^x(t) \rangle$ exhibit an initial fast decay followed by a late-time slow relaxation. Top: Spin level structure of NV center. In the absence of an external field, the $|m_s = \pm 1\rangle$ sublevels are degenerate and sit $D_{gs} = (2\pi) \times 2.87$ GHz above $|m_s = 0\rangle$ state. A magnetic field $B \sim 350$ G along the NV axis splits $|m_s = \pm 1\rangle$ via Zeeman effect, enabling the isolation of a two-level system $|m_s = 0, -1\rangle$ for each spin. (b) Heating timescale τ^* as a function of the driving frequency ω . For both smooth and rectangular single-frequency drives (blue and red), $\tau^* \sim \mathcal{O}(e^{\omega/J})$. For smooth quasi-periodic drive (purple), $\tau^* \sim \mathcal{O}(e^{\omega^{1/2}})$; while for rectangular quasi-periodic drive (yellow), $\tau^* \sim \mathcal{O}(\omega^{1/2})$, indicating the breakdown of prethermalization. Error bars represent 1 s.d. from the fitting. (c) Two-dimensional Fourier spectrum F_{n_1, n_2} of the quasi-periodic driving field $f(t)$ (see Methods). In particular, the horizontal (vertical) axis corresponds to the absorption of n_1 (n_2) photons with energy ω ($\varphi\omega$) from the drive, where $n_1, n_2 = 0, \pm 1, \pm 2, \dots$. The color of each green dot characterizes the amplitude of F_{n_1, n_2} at frequency $\nu = n_1\omega + n_2\varphi\omega$ (darker color represents larger amplitude). The Fourier spectrum $F(\nu)$ can be thought of as a projection of green dots onto a one-dimensional line with slope φ , the ratio between the two driving frequencies. Top inset: Fourier spectrum $F(\nu)$ of quasi-periodic drive $f(t)$ with smooth sinusoidal (purple) and non-smooth rectangular (yellow) amplitude in time. Crucially, the spectrum with rectangular drive exhibits many resonances at the small frequency range, which overlaps with the system's local spectral function $S(\nu)$ (black) and leads to energy absorption from the drive. Bottom inset: Fourier spectrum of a single-frequency drive (effectively project the green dots onto n_1 axis). A rectangular drive does not lead to resonances at the low frequency range.

ods) [53]. The NV centers can be optically initialized (to $|m_s = 0\rangle$, where m_s is the spin quantum number) and read out using green laser excitation. In the presence of an external magnetic field ~ 350 G, the $|m_s = \pm 1\rangle$ sublevels are Zeeman split, allowing us to isolate and manipulate an effective two-level system, $\{|m_s = 0\rangle, |m_s = -1\rangle\}$ (Fig. 1a). By applying a resonant microwave field with Rabi frequency Ω , the effective Hamiltonian governing the NV centers (in the rotating frame) is given by [7, 8, 54]:

$$\mathcal{H}_0 = - \sum_{i < j} \frac{J_0 \mathcal{A}_{i,j}}{r_{i,j}^3} (S_i^z S_j^z - S_i^x S_j^x - S_i^y S_j^y) + \Omega \sum_i S_i^x, \quad (1)$$

where $J_0 = (2\pi) \times 52$ MHz·nm³, $\mathcal{A}_{i,j}$ characterizes the angular dependence of the long-range dipolar interaction, $r_{i,j}$ is the distance between the i^{th} and j^{th} NV centers, and \hat{S} is the NV spin operator.

We note that \mathcal{H}_0 contains only the energy-conserving terms of the dipolar interaction under the rotating-wave approximation (see Supplementary Information). The presence of other paramagnetic spin defects in the diamond lattice (e.g. ¹³C nuclear spins and substitutional nitrogen impurities) leads to additional on-site random

fields, $h_i S_i^z$, at each NV center; in our experiments, we eliminate these static fields via dynamical decoupling (see Methods).

Let us begin by characterizing the dynamics of the NV ensemble under the static Hamiltonian \mathcal{H}_0 . We set $\Omega = (2\pi) \times 0.05$ MHz, comparable to the average dipolar interaction strength. After optically initializing the NV spins to $|m_s = 0\rangle$, we then prepare a product state, $\otimes_i \frac{|0\rangle_i + |-1\rangle_i}{\sqrt{2}}$, by applying a global $\pi/2$ -pulse around the \hat{y} axis. We let the system evolve under \mathcal{H}_0 for a time t , before measuring the final NV polarization, $\langle S^x(t) \rangle$, along the \hat{x} direction.

The polarization dynamics proceed in two steps. At early times, $t \lesssim 100 \mu\text{s}$, the polarization exhibits rapid decay toward a plateau value, reflecting local equilibration under \mathcal{H}_0 (Fig. 2b). Following these initial dynamics, the system exhibits a slow exponential decay $\sim A_0 e^{-t/T_0}$ with $A_0 = (0.43 \pm 0.01)$ and a time-scale $T_0 = (0.82 \pm 0.03)$ ms that is consistent with spin-phonon relaxation [56].

Floquet prethermalization—To probe the nature and existence of Floquet prethermalization in our system, we modulate the Rabi frequency as $\Omega(t) = \Omega[1 + f(t)]$, where $f(t) = \sin(\omega t)$ (Fig. 2a). We note that $\Omega(t)$ contains two

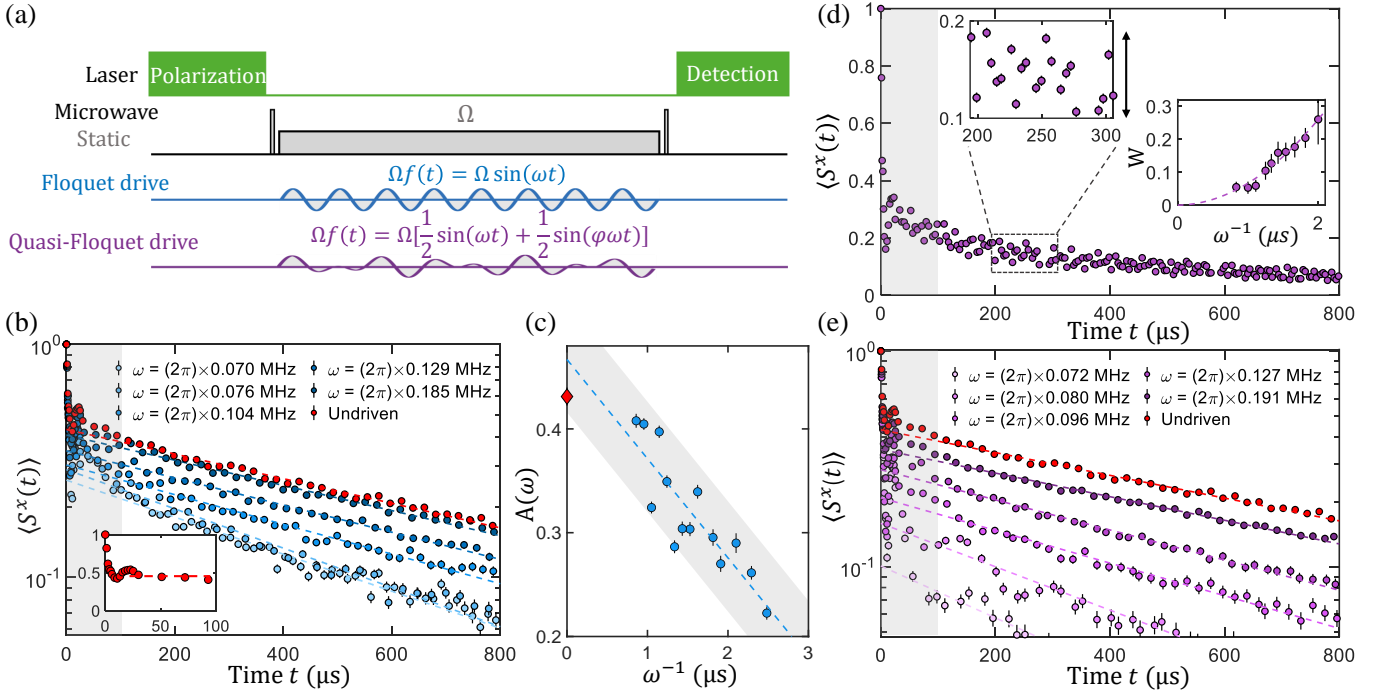


FIG. 2. **Probing the spin dynamics under periodic and quasi-periodic drives.** (a) Pulse sequence for the experiment. After laser pumping, a $\frac{\pi}{2}$ -pulse along \hat{y} axis rotates the spin ensemble to \hat{x} . A static microwave $\Omega \sum_i S_i^x$ together with dipolar interaction serves as the static Hamiltonian \mathcal{H}_0 , and a time-dependent microwave $\Omega f(t) \sum_i S_i^x$ serves as the Floquet and quasi-Floquet drives. A final $\frac{\pi}{2}$ -pulse along $\mp \hat{y}$ axis rotates the spin polarization back to \hat{z} axis for optical detection (see Methods). (b) The measured spin polarization dynamics $\langle S^x(t) \rangle$ under Floquet drive. After an initial fast decay (gray shaded area), a long-lived prethermal regime persists for a timescale τ^* depending on the driving frequency ω . Dashed lines are fits of the late-time dynamics using single exponential decay. Inset: A zoom-in of the measured initial spin polarization dynamics for the undriven case. The dash line indicates the equilibrium plateau value. (c) Measured prethermal equilibrium value, $A(\omega)$, as a function of ω^{-1} . Dashed line is a linear fit with the gray shaded area representing the 95% confidence interval. The red diamond marks the measured amplitude, A_0 , for the undriven case. (d) Measured spin dynamics with two incommensurate driving frequencies [$\omega = (2\pi) \times 0.103$ MHz]. After the initial fast decay, we observe that on top of a slow spin relaxation, there exists an additional small time-quasiperiodic micromotion. Left inset: a zoom-in of the micromotion. Right inset: relative amplitude of the micromotion, W , scales quadratically with the inverse of driving frequency, ω^{-2} . (e) Using rolling-average to remove the micromotion (see Methods), we observe a quasi-Floquet prethermal regime, whose lifetime τ^* increases with ω . Dashed lines are fits of the late-time dynamics using single exponential decay. Error bars represent 1 s.d. accounting statistical uncertainties.

fundamentally different components: the constant field, $\Omega \sum_i S_i^x$, is a part of the previous undriven Hamiltonian \mathcal{H}_0 , while the time-dependent component $\Omega f(t) \sum_i S_i^x$ acts as the Floquet drive.

Starting with a driving frequency $\omega = (2\pi) \times 0.07$ MHz, which is comparable to energy scales within \mathcal{H}_0 , we perform the same spin polarization measurement (light blue curve in Fig. 2b). The measured spin dynamics at stroboscopic times, $t = 2\pi N/\omega$ (where N is an integer), exhibit an initial relaxation, which is qualitatively similar to the undriven case (red curve). However, the late-time dynamics exhibit a significantly faster polarization decay, arising from Floquet heating. To obtain the heating timescale τ^* , we fit the experimental data to $\sim Ae^{-(\frac{t}{\tau^*} + \frac{t}{T_0})}$, where T_0 is the previously extracted spin-phonon lifetime. As shown in Fig. 2b, by increasing the driving frequency, one can extract the frequency depen-

dence of the amplitude, $A(\omega)$, and the heating time-scale, $\tau^*(\omega)$; both are crucial for understanding the nature of Floquet prethermalization.

Focusing first on the heating time-scale, we find that τ^* increases exponentially with ω for more than an order of magnitude, demonstrating the existence of a parametrically long-lived prethermal regime (Fig. 1b). In fact, at the largest frequencies, $\omega \approx (2\pi) \times 0.185$ MHz (dark blue curve in Fig. 2b), the polarization dynamics approach that of the undriven case. The observed exponential scaling also allows us to extract a phenomenological local energy scale of the NV many-body system, $J_{\text{exp}} = (2\pi) \times (0.032 \pm 0.006)$ MHz.

At first glance, this observation seems to contradict the naive expectation that prethermalization cannot exist in systems with such long-range interactions as ours, i.e. $\sim 1/r^3$ in 3D (see Methods). Indeed, the local en-

ergy scale $J \approx \int \frac{J_0}{r^3} \rho d^3\mathbf{r}$ is divergent, and thus, energy absorption from the drive does not require higher-order processes. However, an important missing piece to this puzzle is the angular dependence of the dipolar interaction, $\mathcal{A}_{i,j}$ [32]. Crucially, the combination of this angular dependence and the NV's random positioning in the diamond lattice ensures that the average, $\bar{\mathcal{A}}_{i,j} = 0$, which helps to mitigate the divergence of the above integral [57].

A more careful analysis reveals that the relevant local energy scale is the variance of the interaction, $\tilde{J} \approx [\int (\frac{J_0 \mathcal{A}_{i,j}}{r^3})^2 \rho d^3\mathbf{r}]^{\frac{1}{2}} = \sqrt{\frac{16\pi}{15}} J_0 \rho$, which is convergent (see Methods). As long as the driving frequency $\omega > \tilde{J}$, one should expect the presence of prethermalization in our long-range interacting spin ensemble, in agreement with previous theoretical studies [32]. Interestingly, using the measured NV density, one can estimate the local energy scale $\tilde{J} \approx (2\pi) \times 0.02$ MHz, which is comparable to the experimentally measured J_{exp} .

Next, let us turn to analyzing the frequency dependence of the amplitude, $A(\omega)$. Having established a long-lived prethermal regime, one can think of $A(\omega)$ as the value of the prethermal plateau. In general, for short-range interactions, it is expected that $A(\omega)$ is determined by a time-independent effective Hamiltonian, $\mathcal{H}_{\text{eff}}(\omega) = \mathcal{H}_0 + \mathcal{O}(\frac{\tilde{J}}{\omega})$, which can be calculated order-by-order via a Magnus expansion [58]. In this case, $A(\omega) = \text{Tr}[\sum_i S_i^x e^{-\beta \mathcal{H}_{\text{eff}}(\omega)}] = A_0 + \mathcal{O}(\frac{\tilde{J}}{\omega})$, where the inverse temperature β , is set by the energy density of the initial state.

For sufficiently long-range interactions (such as dipolar interactions in 3D), the existence of \mathcal{H}_{eff} is unproven [27, 34, 58–60]. However, by probing the functional form of $A(\omega)$ and its extrapolated value as $\omega \rightarrow \infty$, one can provide experimental evidence for the existence of an effective Hamiltonian. As depicted in Fig. 2c, we find that the frequency dependence of $A(\omega)$ is linear in ω^{-1} , allowing us to extrapolate $A(\omega \rightarrow \infty) = (0.47 \pm 0.06)$. This is consistent with the measured value in the undriven case, $A_0 = (0.43 \pm 0.01)$, suggesting that despite the presence of strong long-range interactions, the effective Hamiltonian exists and can be well-approximated by \mathcal{H}_0 at leading order (see Methods).

Quasi-Floquet prethermalization—Having established the existence of Floquet prethermalization in three-dimensional dipolar spin ensembles for single-frequency driving, we now turn to the quasi-Floquet setting. Specifically, we choose $f(t) = \frac{1}{2}[\sin(\omega t) + \sin(\varphi\omega t)]$, where $\varphi = (\sqrt{5} - 1)/2 \approx 0.618$ is the golden ratio, so that the system is driven by two incommensurate frequencies (Fig. 2a). From the perspective of Floquet heating, the situation is significantly more complex. In particular, recall that within Fermi's golden rule, the heating rate can be estimated from the overlap between the Fourier spectrum of the drive, $F(\nu) = \int f(t) e^{i\nu t} dt$, and the local spectral function of the spin ensemble,

$$S(\nu) = \sum_{i,j} \delta(E_i - E_j - \nu) |\langle i | S^x | j \rangle|^2 \quad [61].$$

This picture immediately provides a more formal intuition for the exponentially slow heating observed in the context of single-frequency driving (Fig. 1c). In particular, for $f(t) = \sin(\omega t)$, $F(\nu)$ exhibits a cut-off at frequency ω . Meanwhile, as aforementioned, $S(\nu)$ exhibits an exponentially small tail for frequencies $\nu > \tilde{J}$ [62]. In combination, this implies that for a single driving frequency, $\omega > \tilde{J}$, energy absorption is strongly suppressed leading to $\tau^* \sim e^{\omega/\tilde{J}}$.

For driving with two incommensurate frequencies, even when $\omega > \tilde{J}$, there are multi-photon processes that are effectively resonant within the local energy scale; these processes correspond, for example, to the absorption of n_1 photons of energy ω and the emission of n_2 photons of energy $\varphi\omega$. Thus, there is no strict cut-off for $F(\nu)$, and the drive spectrum exhibits a non-zero amplitude for all frequencies $\nu = |n_1\omega - n_2\varphi\omega| < \tilde{J}$. Interestingly, despite this, for sufficiently large driving frequencies, seminal results have proven that the quasi-Floquet heating timescale remains extremely slow, exhibiting a stretched exponential lower-bound, $\mathcal{O}(e^{C(\omega/\tilde{J})^{\frac{1}{m}}})$; here, m is the number of incommensurate driving frequencies and C is a dimensionless factor [35].

In our experiments, in contrast to the Floquet case, we measure the dynamics at even time intervals, since there does not exist a stroboscopic time which is an integer multiple of *both* drives. Much like the single-frequency drive, after an early-time transient, the spin polarization exhibits a slow decay. However, we observe small oscillations scaling as $\sim \omega^{-2}$ on top of the decay (Fig. 2d), corresponding to the micromotion of the quasi-Floquet system [63–65]). We note that for a single-frequency drive, similar micromotion will also emerge if one does not measure the spin dynamics at stroboscopic times (see Methods). Intuitively, such micromotion arises from the time-dependent portion of the Hamiltonian which only averages to zero for each complete Floquet cycle. To reliably extract a heating timescale τ^* from our quasi-Floquet measurements, we perform a rolling average to obtain the overall decay profile (Fig. 2e, see Methods). By varying the driving frequency, we extract a heating time-scale, $\tau^* \sim e^{\omega^{\frac{1}{2}}}$ (Fig. 1b), which is consistent with the theoretically predicted stretched exponential form.

Robustness of quasi-Floquet prethermalization—Interestingly, the stability of slow prethermal heating is quite different depending on whether one considers the Floquet or quasi-Floquet setting. For the Floquet setting, the exponential behavior of τ^* is robust to the functional form of the drive amplitude $f(t)$. However, in the quasi-Floquet setting, the stretched exponential behavior of τ^* is *only* predicted to hold when $f(t)$ is smooth. In particular, when $f(t)$ is smooth, even though $F(\nu)$ does not exhibit a cut-off for small ν , its amplitude is exponentially small in this regime (Fig. 1c) [35, 36].

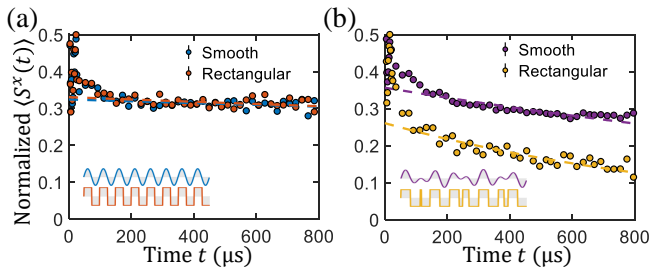


FIG. 3. **Comparison between smooth and rectangular driving fields.** (a) A representative late-time dynamics of the spin ensemble under single-frequency (Floquet) drive with $\omega = (2\pi) \times 0.151$ MHz. Here the plotted spin dynamics is normalized by the intrinsic decay timescale, T_0 , measured without the driving field, i.e. normalized $\langle S^x(t) \rangle \sim e^{-t/\tau^*}$. We observe that the relaxation profile does not depend on the smoothness of the driving field. (b) Under quasi-periodic drive [$\omega = (2\pi) \times 0.143$ MHz], the corresponding spin dynamics is extremely sensitive to the smoothness of the drive. The spin polarization displays a significantly faster decay under a rectangular drive. Error bars represent 1 s.d. accounting statistical uncertainties.

These expectations are indeed borne out by the data (Fig. 1b, Fig. 3). Using a rectangular wave $f(t) = \text{Sgn}[\frac{1}{2}\sin(\omega t) + \frac{1}{2}\sin(\varphi\omega t)]$, we observe (in the quasi-Floquet case) that the heating timescale is significantly shortened and scales as a power-law with increasing driving frequency $\sim \omega^{\frac{1}{2}}$, as opposed to a stretched exponential. In contrast, for a single-frequency drive, the smoothness of the driving field is not critical: the Floquet heating time-scale exhibits an exponential scaling for both sinusoidal and rectangular forms of $f(t)$. The above distinction highlights that realizing long-lived prethermal dynamics under a quasi-periodic drive requires more stringent conditions than in conventional Floquet systems.

Outlook—Looking forward, our work opens the door to a number of intriguing future directions. First, it is interesting to ask whether the restriction on $\bar{\mathcal{A}}_{i,j} = 0$ (which arises from averaging the angular dependence of the dipolar interaction) is essential for realizing prethermalization in long-range interacting systems [32–34]. As an example, for high temperature systems, the local interactions can still average to almost zero owing to randomness of the spin configurations; this could be explored in systems exhibiting tunable long-range interactions such as trapped ions [19, 66]. Second, the observed long-lived quasi-Floquet prethermal regime can enable the experimental realization of novel non-equilibrium phases of matter, including discrete time quasicrystals and quasi-Floquet topological states [17, 21, 23, 42–48]. Finally, our experiments suggest the presence of power-law-slow-heating in the case of a quasi-Floquet, rectangular-wave drive; however, the precise frequency dependence of the heating rate remains unknown and a more systematic

investigation of the relationship between the functional form of the driving and the scaling of τ^* would be extremely valuable.

Acknowledgements: We gratefully acknowledge the insights of and discussions with E. Henriksen, P. Y. Hou, A. Jayich, F. Machado, P. Peng, G. Refael, and W. Wu. We thank C. Gaikwad, D. Kowsari, and K. Zheng for their assistance in setting up the experiment. This work is supported by the Startup Fund, the Center for Quantum Leaps, the Institute of Materials Science and Engineering and the OVCR Seed Grant from Washington University. B.Y. acknowledges support from the U.S. Department of Energy (BES grant No. DE-SC0019241). K.W.M. acknowledges support from NSF Grant No. PHY-1752844 (CAREER). N.Y.Y. acknowledges support from the U.S. Department of Energy, Office of Science, through the Quantum Systems Accelerator (QSA), a National Quantum Information Science Research Center and the David and Lucile Packard foundation.

Author contributions: B.Y. and C.Z. conceived the idea and designed the experiment. G.H., R.G. and Z.L. performed the experiment and analyzed the data. K.W.M. provided the equipment and helped for generating the experimental pulse sequences. B.Y., N.Y.Y. and C.Z. developed the theoretical models and performed the numerical simulations. All authors discussed the results and contributed to the final manuscript.

-
- [1] Eckardt, A. Colloquium: Atomic quantum gases in periodically driven optical lattices. *Reviews of Modern Physics* **89**, 011004 (2017).
 - [2] Oka, T. & Kitamura, S. Floquet engineering of quantum materials. *Annual Review of Condensed Matter Physics* **10**, 387–408 (2019).
 - [3] Harper, F., Roy, R., Rudner, M. S. & Sondhi, S. Topology and broken symmetry in floquet systems. *Annual Review of Condensed Matter Physics* **11**, 345–368 (2020).
 - [4] Moessner, R. & Sondhi, S. L. Equilibration and order in quantum floquet matter. *Nature Physics* **13**, 424–428 (2017).
 - [5] Bukov, M., D’Alessio, L. & Polkovnikov, A. Universal high-frequency behavior of periodically driven systems: from dynamical stabilization to floquet engineering. *Advances in Physics* **64**, 139–226 (2015).
 - [6] Zhang, J. *et al.* Observation of a discrete time crystal. *Nature* **543**, 217–220 (2017). URL <https://doi.org/10.1038/nature21413>.
 - [7] Choi, S. *et al.* Observation of discrete time-crystalline order in a disordered dipolar many-body system. *Nature* **543**, 221–225 (2017). URL <https://doi.org/10.1038/nature21426>.
 - [8] Choi, J. *et al.* Robust dynamic hamiltonian engineering of many-body spin systems. *Phys. Rev. X* **10**, 031002 (2020). URL <https://link.aps.org/doi/10.1103/PhysRevX.10.031002>.
 - [9] Geier, S. *et al.* Floquet hamiltonian engineer-

- ing of an isolated many-body spin system. *Science* **374**, 1149–1152 (2021). URL <https://www.science.org/doi/abs/10.1126/science.abd9547>. <https://www.science.org/doi/pdf/10.1126/science.abd9547>.
- [10] Mi, X. *et al.* Time-crystalline eigenstate order on a quantum processor. *Nature* **601**, 531–536 (2022).
- [11] Yao, N. Y., Potter, A. C., Potirniche, I.-D. & Vishwanath, A. Discrete time crystals: Rigidity, criticality, and realizations. *Physical review letters* **118**, 030401 (2017).
- [12] Else, D. V., Bauer, B. & Nayak, C. Floquet time crystals. *Physical review letters* **117**, 090402 (2016).
- [13] Khemani, V., Lazarides, A., Moessner, R. & Sondhi, S. L. Phase structure of driven quantum systems. *Physical review letters* **116**, 250401 (2016).
- [14] Machado, F., Else, D. V., Kahanamoku-Meyer, G. D., Nayak, C. & Yao, N. Y. Long-range prethermal phases of nonequilibrium matter. *Phys. Rev. X* **10**, 011043 (2020). URL <https://link.aps.org/doi/10.1103/PhysRevX.10.011043>.
- [15] Potirniche, I.-D., Potter, A. C., Schleier-Smith, M., Vishwanath, A. & Yao, N. Y. Floquet symmetry-protected topological phases in cold-atom systems. *Physical review letters* **119**, 123601 (2017).
- [16] Eisert, J., Friesdorf, M. & Gogolin, C. Quantum many-body systems out of equilibrium. *Nature Physics* **11**, 124–130 (2015). URL <https://doi.org/10.1038/nphys3215>.
- [17] Potirniche, I.-D., Potter, A. C., Schleier-Smith, M., Vishwanath, A. & Yao, N. Y. Floquet symmetry-protected topological phases in cold-atom systems. *Phys. Rev. Lett.* **119**, 123601 (2017). URL <https://link.aps.org/doi/10.1103/PhysRevLett.119.123601>.
- [18] Ye, B., Machado, F. & Yao, N. Y. Floquet phases of matter via classical prethermalization. *Physical Review Letters* **127**, 140603 (2021).
- [19] Kyprianidis, A. *et al.* Observation of a prethermal discrete time crystal. *Science* **372**, 1192–1196 (2021).
- [20] Randall, J. *et al.* Many-body-localized discrete time crystal with a programmable spin-based quantum simulator. *Science* **374**, 1474–1478 (2021).
- [21] Rechtsman, M. C. *et al.* Photonic floquet topological insulators. *Nature* **496**, 196–200 (2013).
- [22] Dumitrescu, P. T., Vasseur, R. & Potter, A. C. Logarithmically slow relaxation in quasiperiodically driven random spin chains. *Physical review letters* **120**, 070602 (2018).
- [23] Long, D. M., Crowley, P. J. & Chandran, A. Nonadiabatic topological energy pumps with quasiperiodic driving. *Physical Review Letters* **126**, 106805 (2021).
- [24] Peng, P., Yin, C., Huang, X., Ramanathan, C. & Cappellaro, P. Floquet prethermalization in dipolar spin chains. *Nature Physics* **17**, 444–447 (2021). URL <https://doi.org/10.1038/s41567-020-01120-z>.
- [25] Rubio-Abadal, A. *et al.* Floquet prethermalization in a bose-hubbard system. *Physical Review X* **10**, 021044 (2020).
- [26] Beatriz, W. *et al.* Floquet prethermalization with lifetime exceeding 90 s in a bulk hyperpolarized solid. *Physical review letters* **127**, 170603 (2021).
- [27] Abanin, D., De Roeck, W., Ho, W. W. & Huvneers, F. A rigorous theory of many-body prethermalization for periodically driven and closed quantum systems. *Communications in Mathematical Physics* **354**, 809–827 (2017).
- [28] Weidinger, S. A. & Knap, M. Floquet prethermalization and regimes of heating in a periodically driven, interacting quantum system. *Scientific reports* **7**, 1–10 (2017).
- [29] D’Alessio, L. & Rigol, M. Long-time behavior of isolated periodically driven interacting lattice systems. *Physical Review X* **4**, 041048 (2014).
- [30] Ho, W. W., Mori, T., Abanin, D. A. & Dalla Torre, E. G. Quantum and classical floquet prethermalization. *arXiv preprint arXiv:2212.00041* (2022).
- [31] Ye, B., Machado, F., White, C. D., Mong, R. S. K. & Yao, N. Y. Emergent hydrodynamics in nonequilibrium quantum systems. *Phys. Rev. Lett.* **125**, 030601 (2020). URL <https://link.aps.org/doi/10.1103/PhysRevLett.125.030601>.
- [32] Ho, W. W., Protopopov, I. & Abanin, D. A. Bounds on energy absorption and prethermalization in quantum systems with long-range interactions. *Physical review letters* **120**, 200601 (2018).
- [33] Machado, F., Kahanamoku-Meyer, G. D., Else, D. V., Nayak, C. & Yao, N. Y. Exponentially slow heating in short and long-range interacting floquet systems. *Physical Review Research* **1**, 033202 (2019).
- [34] Machado, F., Else, D. V., Kahanamoku-Meyer, G. D., Nayak, C. & Yao, N. Y. Long-range prethermal phases of nonequilibrium matter. *Physical Review X* **10**, 011043 (2020).
- [35] Else, D. V., Ho, W. W. & Dumitrescu, P. T. Long-lived interacting phases of matter protected by multiple time-translation symmetries in quasiperiodically driven systems. *Phys. Rev. X* **10**, 021032 (2020). URL <https://link.aps.org/doi/10.1103/PhysRevX.10.021032>.
- [36] Mori, T., Zhao, H., Mintert, F., Knolle, J. & Moessner, R. Rigorous bounds on the heating rate in thue-morse quasiperiodically and randomly driven quantum many-body systems. *Physical Review Letters* **127**, 050602 (2021).
- [37] Hahn, E. L. Spin echoes. *Physical review* **80**, 580 (1950).
- [38] Waugh, J. S., Huber, L. M. & Haeberlen, U. Approach to high-resolution nmr in solids. *Physical Review Letters* **20**, 180 (1968).
- [39] Viola, L., Knill, E. & Lloyd, S. Dynamical decoupling of open quantum systems. *Physical Review Letters* **82**, 2417 (1999).
- [40] Zhou, H. *et al.* Quantum metrology with strongly interacting spin systems. *Physical review X* **10**, 031003 (2020).
- [41] Gong, R. *et al.* Coherent dynamics of strongly interacting electronic spin defects in hexagonal boron nitride. *arXiv preprint arXiv:2210.11485* (2022).
- [42] Lindner, N. H., Refael, G. & Galitski, V. Floquet topological insulator in semiconductor quantum wells. *Nature Physics* **7**, 490–495 (2011). URL <https://doi.org/10.1038/nphys1926>.
- [43] Wang, Y. H., Steinberg, H., Jarillo-Herrero, P. & Gedik, N. Observation of floquet-bloch states on the surface of a topological insulator. *Science* **342**, 453–457 (2013). URL <https://www.science.org/doi/abs/10.1126/science.1239834>. <https://www.science.org/doi/pdf/10.1126/science.1239834>.
- [44] Po, H. C., Fidkowski, L., Morimoto, T., Potter, A. C. & Vishwanath, A. Chiral floquet phases of many-body localized bosons. *Physical Review X* **6**, 041070 (2016).
- [45] Po, H. C., Fidkowski, L., Vishwanath, A. & Potter, A. C. Radical chiral floquet phases in a periodically driven ki-

- taev model and beyond. *Physical Review B* **96**, 245116 (2017).
- [46] Zhang, X. *et al.* Digital quantum simulation of floquet symmetry-protected topological phases. *Nature* **607**, 468–473 (2022).
 - [47] Dumitrescu, P. T. *et al.* Dynamical topological phase realized in a trapped-ion quantum simulator. *Nature* **607**, 463–467 (2022).
 - [48] Xu, P., Zheng, W. & Zhai, H. Topological micromotion of floquet quantum systems. *Physical Review B* **105**, 045139 (2022).
 - [49] Qi, Z., Refael, G. & Peng, Y. Universal nonadiabatic energy pumping in a quasiperiodically driven extended system. *Physical Review B* **104**, 224301 (2021).
 - [50] Peng, Y. & Refael, G. Time-quasiperiodic topological superconductors with majorana multiplexing. *Physical Review B* **98**, 220509 (2018).
 - [51] Blekher, P., Jauslin, H. & Lebowitz, J. Floquet spectrum for two-level systems in quasiperiodic time-dependent fields. *Journal of statistical physics* **68**, 271–310 (1992).
 - [52] Zhao, H., Mintert, F., Moessner, R. & Knolle, J. Random multipolar driving: tunably slow heating through spectral engineering. *Physical Review Letters* **126**, 040601 (2021).
 - [53] Doherty, M. W. *et al.* The nitrogen-vacancy colour centre in diamond. *Physics Reports* **528**, 1–45 (2013).
 - [54] Zu, C. *et al.* Emergent hydrodynamics in a strongly interacting dipolar spin ensemble. *Nature* **597**, 45–50 (2021).
 - [55] Davis, E. J. *et al.* Probing many-body noise in a strongly interacting two-dimensional dipolar spin system. *arXiv preprint arXiv:2103.12742* (2021).
 - [56] Jarmola, A., Acosta, V., Jensen, K., Chemerisov, S. & Budker, D. Temperature-and magnetic-field-dependent longitudinal spin relaxation in nitrogen-vacancy ensembles in diamond. *Physical review letters* **108**, 197601 (2012).
 - [57] Even if the NV centers are located on a three-dimensional regular lattice, we expect the angular dependence should also average to zero over a large lengthscale, so the positional disorder is not necessary here.
 - [58] Kuwahara, T., Mori, T. & Saito, K. Floquet–magnus theory and generic transient dynamics in periodically driven many-body quantum systems. *Annals of Physics* **367**, 96–124 (2016).
 - [59] Else, D. V., Bauer, B. & Nayak, C. Prethermal phases of matter protected by time-translation symmetry. *Physical Review X* **7**, 011026 (2017).
 - [60] Mori, T., Kuwahara, T. & Saito, K. Rigorous bound on energy absorption and generic relaxation in periodically driven quantum systems. *Physical review letters* **116**, 120401 (2016).
 - [61] Where E_i and $|i\rangle$ are the eigenenergy and eigenstate of the spin system.
 - [62] This is specifically for our case where we need the dipolar interaction to average to zero, in general this is true for the local energy scale J .
 - [63] Sambe, H. Steady states and quasienergies of a quantum-mechanical system in an oscillating field. *Physical Review A* **7**, 2203 (1973).
 - [64] Goldman, N. & Dalibard, J. Periodically driven quantum systems: effective hamiltonians and engineered gauge fields. *Physical review X* **4**, 031027 (2014).
 - [65] Eckardt, A. & Anisimovas, E. High-frequency approximation for periodically driven quantum systems from a floquet-space perspective. *New journal of physics* **17**, 093039 (2015).
 - [66] Monroe, C. *et al.* Programmable quantum simulations of spin systems with trapped ions. *Reviews of Modern Physics* **93**, 025001 (2021).

Methods and Extended Data: Quasi-Floquet prethermalization in a disordered dipolar spin ensemble in diamond

Guanghui He,^{1,*} Bingtian Ye,^{2,3,*,†} Ruotian Gong,¹ Zhongyuan Liu,¹

Kater W. Murch,^{1,4} Norman Y. Yao,^{2,3,5} Chong Zu,^{1,4,‡}

¹Department of Physics, Washington University, St. Louis, MO 63130, USA

²Department of Physics, Harvard University, Cambridge, MA 02138, USA

³Department of Physics, University of California, Berkeley, CA 94720, USA

⁴Institute of Materials Science and Engineering, Washington University, St. Louis, MO 63130, USA

⁵Materials Science Division, Lawrence Berkeley National Laboratory, Berkeley, CA 94720, USA

*These authors contributed equally to this work.

[†]To whom correspondence should be addressed; E-mail: bingtian_ye@berkeley.edu

[‡]To whom correspondence should be addressed; E-mail: zu@wustl.edu

(Dated: January 2, 2023)

I. DIAMOND SAMPLE

The diamond sample (Element Six DNV-B14) in this work is a $3 \text{ mm} \times 3 \text{ mm} \times 0.5 \text{ mm}$ single crystal diamond grown by chemical vapor deposition (CVD). The sample is developed through a patented process with deliberate and controlled nitrogen-vacancy (NV) doping [1, 2], resulting an estimated total NV density $\rho_{\text{NV}} \sim 4.5 \text{ ppm}$ quoted by the company. We also independently characterize the NV density of the sample from the measured spin coherent dynamics and extract a density ($\sim 2.8 \pm 0.4$) ppm, consistent with the reported value (see Section II).

II. DYNAMICAL DECOUPLING SEQUENCE TO CANCEL ON-SITE DISORDER

The presence of other spins in the diamond lattice (e.g. ^{13}C nuclear spins and substitutional nitrogen spins) leads to an effective on-site random field at each NV center via the Ising portion of the dipolar interaction (see Supplementary Information). To this end, we incorporate an additional dynamical decoupling sequence into the our experiments to eliminate the effect of such on-site fields. In particular, after preparing the NV system into $\otimes_i \frac{|0\rangle_i + |-1\rangle_i}{\sqrt{2}}$ with a global $\frac{\pi}{2}$ -pulse along \hat{y} axis, we apply a series of π -pulses around $\pm\hat{x}$ axes, $[\tau/2 - \pi_{\hat{x}} - \tau - \pi_{\hat{x}} - \tau - \pi_{-\hat{x}} - \tau - \pi_{-\hat{x}} - \tau/2]^N$, with a fixed inter-pulse spacing τ and an increasing pulse number N (Fig. E1a top inset) to decouple the NV ensemble from the external bath spins. We choose the π -pulses only along $\pm\hat{x}$ axes (rather than a conventional XY-8 sequence) so that the decoupling pulses do not alter the Hamiltonian of the driven NV system (Eq. (1) in the main text), but only cancel the on-site field disorder from the bath spins. In addition, the alternating signs of the rotation axes help to compensate the imperfections in the applied π -pulses.

Figure E1a shows the measured coherent decay of the NV centers with *only* the dynamical decoupling sequence ($\tau = 0.5 \mu\text{s}$). By fitting the data using a single exponential decay profile, we extract a coherence time, $T_2^{\text{XX}} = (6.8 \pm 0.8) \mu\text{s}$. We sweep the value of inter-pulse spacing τ from $0.1 \mu\text{s}$ to $1 \mu\text{s}$, and find that the corresponding decay timescales do not change significantly (Figure E1a inset). We attribute the slightly decrease of T_2^{XX} at smaller τ to the accumulated imperfections of the applied pulses.

We emphasize that the measured $T_2^{\text{XX}} = (6.8 \pm 0.8) \mu\text{s}$ should not be thought of as extrinsic decoherence, but rather as a consequence of the coherent dipolar interactions between NV centers. This also provides a way to directly characterize the NV density from the measured coherent dynamics. Specifically, we perform a full quantum simulation of the corresponding spin dynamics using 1 central NV surrounded by 8 randomly positioned NV centers with varying spin concentration $\rho_{\frac{1}{4}}$. Here the subscript $\frac{1}{4}$ represents a fraction of $\frac{1}{4}$ of the total NV centers in diamond, since under an applied large external magnetic field ($\sim 350 \text{ G}$), only one of the four crystallographic axes of NV centers are being measured in experiment. For each sampled density $\rho_{\frac{1}{4}}$, we average over 1000 realizations of positional disorder to get a smooth decoherent dynamics of the central NV center. We extract the theoretical values of T_2^{XX} at different NV density by fitting the simulated profiles to a single exponential decay (Figure E1b). Comparing the experimental measured T_2^{XX} to the numerics, we estimate a spin density $\rho_{\frac{1}{4}}^{\text{exp}} \approx (0.7 \pm 0.1) \text{ ppm}$. This corresponds to a total NV concentration $\rho_{\text{NV}}^{\text{exp}} = 4 \times \rho_{\frac{1}{4}}^{\text{exp}} \approx (2.8 \pm 0.4) \text{ ppm}$, consistent with the quoted NV density $\rho_{\text{NV}} \sim 4.5 \text{ ppm}$ from the company.

III. EXTRACTION OF THE HEATING TIMESCALES

In this section, we examine the robustness of the fitting scheme we apply to obtain the heating timescales τ^* . In particular, through out the main text, we focus on the NV polarization dynamics after a transient behavior with $t \gtrsim 100 \mu\text{s}$, to ensure that the system is already in a local equilibrium state. The heating timescale is then extracted by fitting the late-time dynamics to a single exponential decay, $\sim Ae^{-(\frac{t}{\tau^*} + \frac{t}{T_0})}$, where $T_0 = (0.82 \pm 0.03) \text{ ms}$ is independently characterized from the undriven case. Below we provide additional data analysis by varying the fitting ranges and the fitting functional forms. Crucially, we observe that these changes do not lead to qualitatively change of the measured heating timescales and thus our conclusions.

III.1. Varying fitting ranges

To reliably extract the heating timescales, τ^* , it is essential to isolate the late-time prethermal behaviors from the early-time initial equilibration. Here, we show that when $t \gtrsim 60 \mu\text{s}$, the NV polarization has already entered the prethermal regime, and the extracted scaling of heating time, τ^* , with respect to driving frequency, ω , is not sensitive to a specific starting point of the measured dynamics. Fig. E2a depicts an example of the measured dynamics in the Floquet case with driving frequency $\omega = (2\pi) \times 0.104 \text{ MHz}$. Specifically, we fit the late-time data using a single exponential decay, and change the fitting range starting from $60 \mu\text{s}$, $80 \mu\text{s}$, $100 \mu\text{s}$ and $120 \mu\text{s}$ respectively. The corresponding fitted curves agree well with each other. In Fig. E2b, we plot the dependence of heating time, τ^* , with driving frequency, ω , for the four different fitting ranges. Crucially, in all four cases, we observe an exponential increment of the heating time τ^* with ω for more than an order of magnitude, demonstrating the existence of a parametrically long-lived prethermal regime in our long-range dipolar system.

III.2. Varying fitting functional forms

We also investigate the heating time by fitting the measured dynamics to a stretched exponential decay profile, $\sim Ae^{-(\frac{t}{\tau^*})^{0.5}} e^{-\frac{t}{T_0}}$. Such functional form has been recently used to capture the measured quantum dynamics of a solid-state spin system with strong positional disorder [3–6]. Figure E3a shows an example of the two fitting curves using single exponential profile and stretched exponential profile respectively [$\omega = (2\pi) \times 0.104 \text{ MHz}$]. Crucially, we find that both functional forms capture the measured late-time NV spin dynamics equally well, presumably because there is not enough early-time data to distinguish between the two decay forms. The extracted heating time, τ^* , exhibits a small difference in the two cases, as shown in Figure E3b. Nevertheless, in either case, we observe an exponential increment of τ^* with driving frequency ω , confirming the existence of prethermalization in our dipolar NV ensemble.

IV. MICROMOTION IN QUASI-PERIODIC DRIVEN SYSTEMS

In a conventional Floquet system, if one does not measure the spin dynamics at integer multiples of the Floquet period (i.e. stroboscopic time), the time-dependent part of the Hamiltonian will not average to zero, thus leads to a small periodic oscillation on top of the measured spin dynamics, known as micromotion [7–9]. Figure E4 shows an example of the measured Floquet micromotion in experiment if one intentionally measures at non-stroboscopic times. With a single driving frequency, $\omega = (2\pi) \times 0.088 \text{ MHz}$, the observed micromotion exhibits a period of $2\pi/\omega \approx 11.4 \mu\text{s}$, which describes the time evolution of the system within one Floquet cycle.

However, in a quasi-periodic driven system with two incommensurate driving frequencies, ω and $\varphi\omega$, there does not exist a stroboscopic time to be an integer multiple of both driving periods. As a result, the measured late-time spin polarization displays a quasi-periodic micromotion on top of the perthermal dynamics (Fig. 2d in main text). We find that the relative amplitude of the micromotion, W , which can be calculated using the standard deviation of the spin polarization divided by the average, scales quadratically with the inverse of driving frequency, $W \sim \omega^{-2}$. To reliably extract the heating time, τ^* , we apply a rolling average method on the experimental data to obtain a smooth profile of the spin dynamics (Figure E5). Specifically, we first choose a time at the integer multiples of one driving period, $t_c = \frac{2\pi N}{\omega}$, and measure four data points at times $t = [t_c - \frac{3}{8} \frac{2\pi}{\varphi\omega}, t_c - \frac{1}{8} \frac{2\pi}{\varphi\omega}, t_c + \frac{1}{8} \frac{2\pi}{\varphi\omega}, t_c + \frac{3}{8} \frac{2\pi}{\varphi\omega}]$. We then take the average value of the four points, and use it to represent the spin polarization at time t_c . After the rolling average, the measured spin dynamics display smooth decay profiles (main text Fig. 2e) which can then be used to obtain the heating times in quasi-periodic driven systems.

V. TWO-DIMENSIONAL FOURIER SPECTRUM OF THE QUASI-FLOQUET DRIVE

In this section, we give a detailed explanation of the two-dimensional Fourier spectrum of the quasi-periodic drive shown in main text Figure 1c. Specifically, we can express the quasi-Floquet drive $f(t)$ using a two-dimensional Fourier space,

$$f(t) = \sum_{n_1, n_2=0, \pm 1, \dots} F_{n_1, n_2} e^{i(n_1\omega + n_2\varphi\omega)t}, \quad (\text{E1})$$

where F_{n_1, n_2} characterizes the Fourier component of the driving field at frequency $\nu = (n_1\omega + n_2\varphi\omega)$ (green dots in main text Figure 1c). By projecting the two-dimensional F_{n_1, n_2} onto a one-dimensional line with slope φ , we obtain the Fourier spectrum $F(\nu)$ of the quasi-periodic drive in Figure 1c.

A few remarks are in order. First, unlike the conventional Floquet prethermalization, in quasi-periodic driven systems, even with large driving frequencies $[\omega, \varphi\omega \gg \tilde{J}]$, there can exist $\nu = (n_1\omega + n_2\varphi\omega) < \tilde{J}$ with non-zero $F(\nu) = F_{n_1, n_2}$, which leads to potential energy absorption. Second, for any given driving frequency ω , only when $n_1, n_2 \gtrsim \omega/\tilde{J}$, one can find $\nu = n_1\omega + n_2\varphi\omega < \tilde{J}$. As a result, as long as F_{n_1, n_2} is sufficiently small with increasing n_1 and n_2 (in other words, $f(t)$ is sufficiently smooth in time), the energy absorption from the multi-photon processes is suppressed, enabling the existence of a long-lived prethermal regime in quasi-periodic driven systems [10].

VI. LOCAL ENERGY SCALE

In a long-range power-law interacting periodically or quasi-periodically driven system, the existence of prethermalization highly depends on the interplay between the dimensionality and the interaction range. In this section, we summarize both the theoretical and experimental results, in order to make it clear how our work is related with and adds to the previous literature (Table E1).

The prethermalization phenomenology consists of two ingredients: 1) a (stretched) exponentially slow heating time, and 2) an effective static Hamiltonian governing the prethermal dynamics. To be concrete, we consider a D -dimensional system with a power-law interaction, $J(r) \sim \mathcal{A}/r^\alpha$, where prefactor \mathcal{A} characterizes the possible angular dependence of the interaction. As we explained in the main text, the existence of exponentially slow heating relies on the local energy scale $\tilde{J} \approx [\int J(r)^2 \rho d^D \mathbf{r}]^{\frac{1}{2}}$ being finite. Crucially, when the angular dependence averages to zero $[\bar{J}(r) = 0]$, a finite \tilde{J} requires $\alpha > D/2$; in the opposite case $[\bar{J}(r) \neq 0]$, $\alpha > D$ is required. Moreover, we remark that the presence of exponentially slow heating does not guarantee the existence of a static Hamiltonian, \mathcal{H}_{eff} , to effectively generate the dynamics in the prethermal regime. On the one hand, a strict analytical proof for such prethermal Hamiltonian relies on the results of Lieb-Robinson bounds, which constrain the speed of spreading of local perturbations [11, 12]. On the other hand, even in systems without Lieb-Robinson bounds, numerical evidences show that a formally constructed effective Hamiltonian by Floquet-Magnus expansion can still describe the prethermal dynamics well [12–14].

Our three-dimensional NV system with dipolar interaction ($\alpha = 3$) sits in the regime of $D/2 < \alpha < D$ and $\bar{J}(r) = 0$, where there are not many results from the previous literature, especially on the experimental front. Looking forward, the recently developed two-dimensional NV systems can enable the experimental investigation of prethermal behaviors in $D < \alpha < 2D$ regime [6].

VII. EXTENDED DATA FIGURES

| condition | | exponentially slow heating | effective prethermal Hamiltonian |
|------------------------------|---------------------|--|--|
| $\alpha < D/2$ | | \times | \times |
| $D/2 < \alpha < D$ | $\bar{J}(r) \neq 0$ | \times | \times |
| | $\bar{J}(r) = 0$ | analytical proof [15] experimental evidence [this work] | lack of analytical proof experimental evidence [this work] |
| $D < \alpha < 2D$ | | analytical proof [11, 16, 17] lack of experimental evidence | lack of analytical proof numerical evidence [13] lack of experimental evidence |
| $\alpha > 2D$ short-range | | analytical proof [11, 16, 17] experimental evidence [4, 18] | analytical proof [11, 16, 17] experimental evidence [4, 18] |

TABLE E1. Summary of the results on prethermalization in the literature.

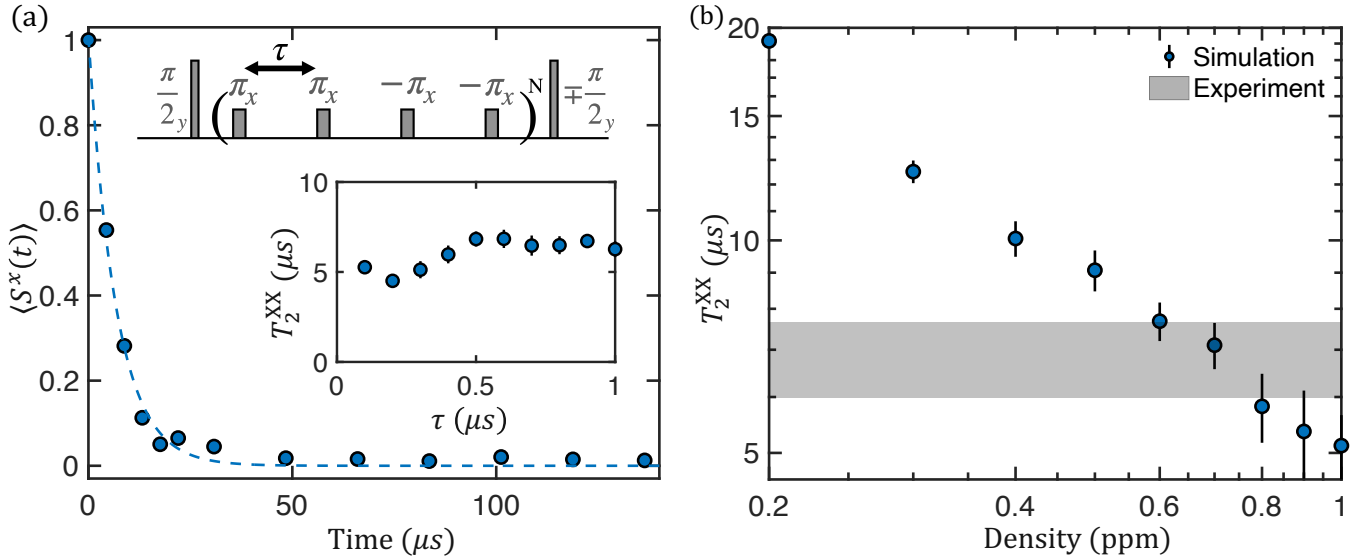


FIG. E1. **Extraction of NV density.** (a) Measured NV coherent dynamics under dynamical decoupling sequence with inter-pulse spacing $\tau = 500$ ns. Dashed line corresponds to a fit to single exponential decay. Extracted coherence time, $T_2^{\text{XX}} = 6.8 \pm 0.8 \mu\text{s}$. Top inset: Pulse sequence. Bottom inset: Measured T_2^{XX} versus the inter-pulse spacing τ . (b) Theoretically simulated T_2^{XX} versus NV density. Shaded region indicates the experimentally measured timescale.

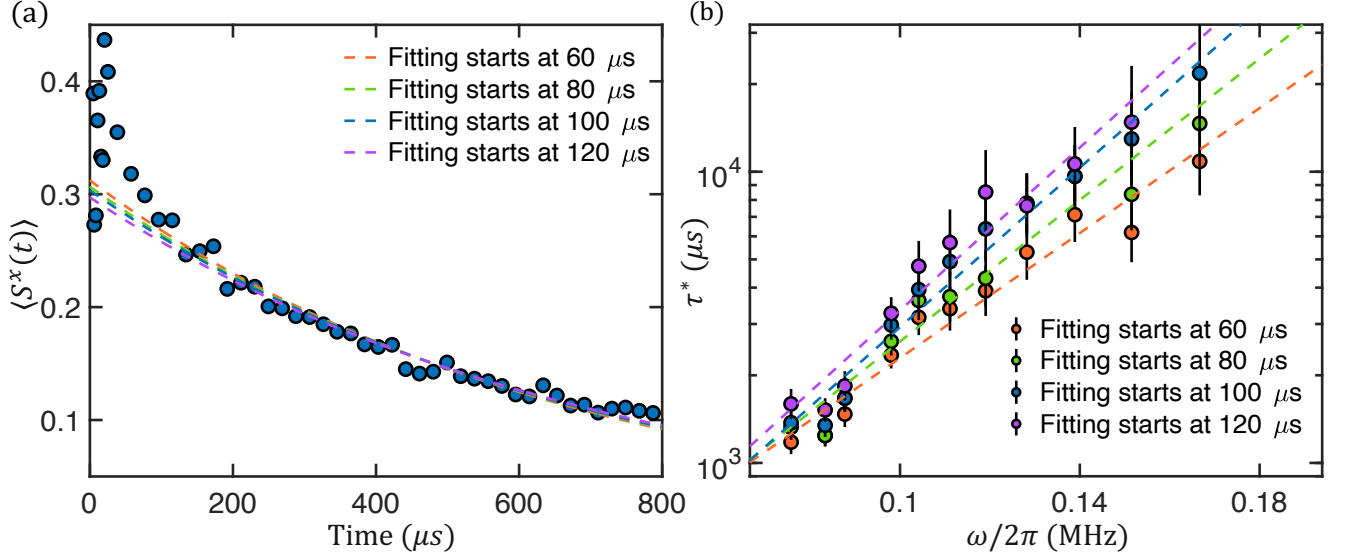


FIG. E2. **Extracted heating time with different fitting ranges.** (a) Fitted late-time dynamics under Floquet drive [$\omega = (2\pi) \times 0.104$ MHz] with different starting times (dashed lines). (b) Extracted heating time τ^* versus Floquet driving frequency ω with different fitting ranges. Dashed lines in the semi-log plot indicate exponential scaling.

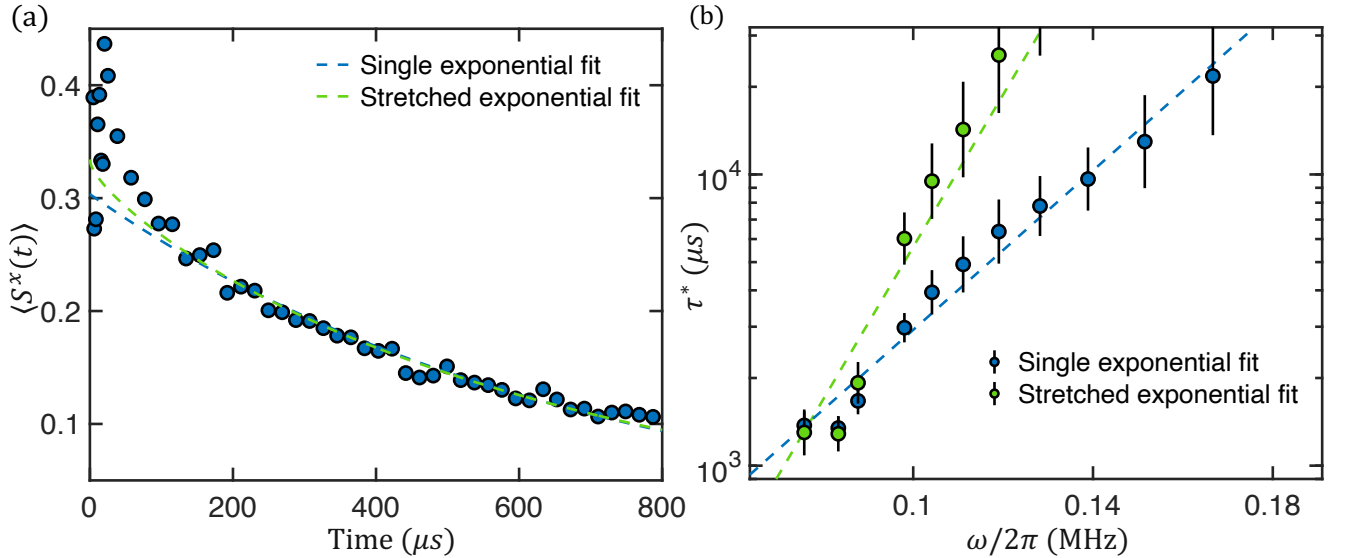


FIG. E3. **Extracted heating time with different fitting forms.** (a) Fitted late-time dynamics under Floquet drive [$\omega = (2\pi) \times 0.104$ MHz] with single exponential and stretched exponential profiles (dashed lines). (b) Extracted heating time τ^* versus Floquet driving frequency ω with two different fitting forms. Dashed lines in the semi-log plot indicate exponential scaling.

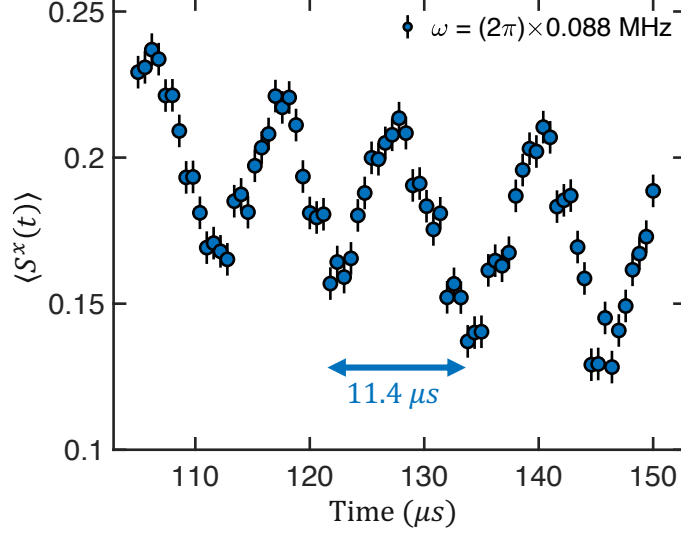


FIG. E4. **Micromotion in Floquet driven systems.** In the case with single-frequency drive, the measured spin dynamics not at stroboscopic times displays small periodic oscillation, whose period reflects the Floquet driving period, $T = 2\pi/\omega \approx 11.4 \mu s$.

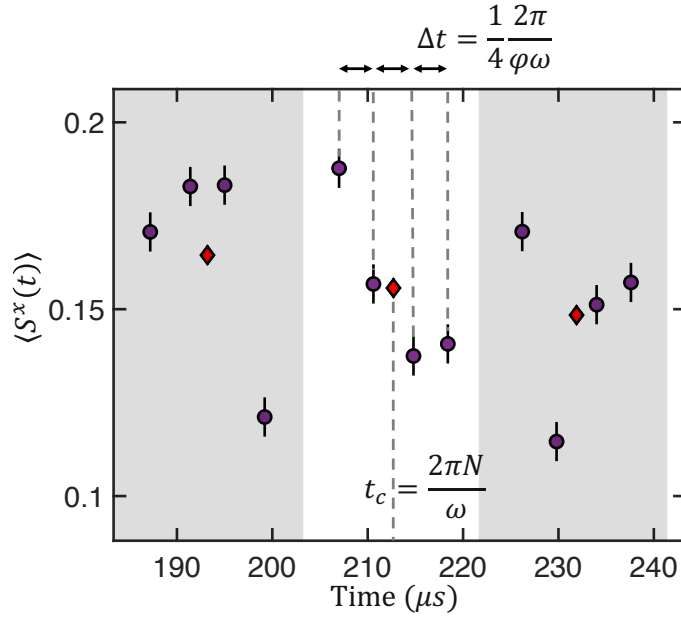


FIG. E5. **Rolling average for quasi-Floquet driven systems.** To average the observed micromotion in quasi-periodic driven systems, we first choose a time at the integer multiples of one driving period, $t_c = 2\pi N/\omega$, and measure the spin dynamics at 4 points with even spacing $\Delta t = \frac{1}{4} \frac{2\pi}{\varphi\omega}$ around t_c . We then use the average value of the four points to represent the spin polarization at t_c .

-
- [1] A. M. E. et al, Materials for Quantum Technology **1**, 025001 (2021).
 [2] “DNV Series Diamond,” <https://e6cvd.com/uk/material/single-crystalline/dnv-b14-%203-0mmx3-0mm-0-5mm.html>.

- [3] J. Choi, S. Choi, G. Kucsko, P. C. Maurer, B. J. Shields, H. Sumiya, S. Onoda, J. Isoya, E. Demler, F. Jelezko, N. Y. Yao, and M. D. Lukin, *Phys. Rev. Lett.* **118**, 093601 (2017).
- [4] P. Peng, C. Yin, X. Huang, C. Ramanathan, and P. Cappellaro, *Nature Physics* **17**, 444 (2021).
- [5] C. Zu, F. Machado, B. Ye, S. Choi, B. Kobrin, T. Mittiga, S. Hsieh, P. Bhattacharyya, M. Markham, D. Twitchen, *et al.*, *Nature* **597**, 45 (2021).
- [6] E. J. Davis, B. Ye, F. Machado, S. A. Meynell, T. Mittiga, W. Schenken, M. Joos, B. Kobrin, Y. Lyu, D. Bluvstein, *et al.*, arXiv preprint arXiv:2103.12742 (2021).
- [7] H. Sambe, *Physical Review A* **7**, 2203 (1973).
- [8] N. Goldman and J. Dalibard, *Physical review X* **4**, 031027 (2014).
- [9] A. Eckardt and E. Anisimovas, *New journal of physics* **17**, 093039 (2015).
- [10] D. V. Else, W. W. Ho, and P. T. Dumitrescu, *Phys. Rev. X* **10**, 021032 (2020).
- [11] T. Kuwahara, T. Mori, and K. Saito, *Annals of Physics* **367**, 96 (2016).
- [12] F. Machado, D. V. Else, G. D. Kahanamoku-Meyer, C. Nayak, and N. Y. Yao, *Phys. Rev. X* **10**, 011043 (2020).
- [13] F. Machado, G. D. Kahanamoku-Meyer, D. V. Else, C. Nayak, and N. Y. Yao, *Physical Review Research* **1**, 033202 (2019).
- [14] B. Ye, F. Machado, and N. Y. Yao, *Phys. Rev. Lett.* **127**, 140603 (2021).
- [15] W. W. Ho, I. Protopopov, and D. A. Abanin, *Physical review letters* **120**, 200601 (2018).
- [16] T. Mori, T. Kuwahara, and K. Saito, *Physical review letters* **116**, 120401 (2016).
- [17] D. Abanin, W. De Roeck, W. W. Ho, and F. Huveneers, *Communications in Mathematical Physics* **354**, 809 (2017).
- [18] A. Rubio-Abadal, M. Ippoliti, S. Hollerith, D. Wei, J. Rui, S. Sondhi, V. Khemani, C. Gross, and I. Bloch, *Physical Review X* **10**, 021044 (2020).

Supplementary Information: Quasi-Floquet prethermalization in a disordered dipolar spin ensemble in diamond

Guanghai He,^{1,*} Bingtian Ye,^{2,3,*,†} Ruotian Gong,¹ Zhongyuan Liu,¹

Kater W. Murch,^{1,4} Norman Y. Yao,^{2,3,5} Chong Zu,^{1,4,‡}

¹Department of Physics, Washington University, St. Louis, MO 63130, USA

²Department of Physics, Harvard University, Cambridge, MA 02138, USA

³Department of Physics, University of California, Berkeley, CA 94720, USA

⁴Institute of Materials Science and Engineering, Washington University, St. Louis, MO 63130, USA

⁵Materials Science Division, Lawrence Berkeley National Laboratory, Berkeley, CA 94720, USA

*These authors contributed equally to this work.

[†]To whom correspondence should be addressed; E-mail: bingtian_ye@berkeley.edu

[‡]To whom correspondence should be addressed; E-mail: zu@wustl.edu

CONTENTS

| | |
|--|---|
| I. Experimental setup | 1 |
| II. Differential measurement scheme | 2 |
| III. Dipolar Hamiltonian under the rotating-wave approximation | 2 |
| References | 4 |

I. EXPERIMENTAL SETUP

We characterize the dynamics of NV centers using a home-built confocal laser microscope. A 532 nm laser (Millennia eV High Power CW DPSS Laser) is used for both NV spin initialization and detection. The laser is shuttered by an acousto-optic modulator (AOM, G&H AOMO 3110-120) in a double-pass configuration to achieve $> 10^5 : 1$ on/off ratio. An objective lens (Olympus LCPlanFl 40x/0.60NA) focuses the laser beam to a diffraction limited spot with diameter $\sim 0.6 \mu\text{m}$, and collects the NV fluorescence. The fluorescence is then separated from the laser beam by a dichroic mirror, and filtered through a long-pass filter before being detected by an avalanche photodiode (Thorlabs). The signal is processed by a data acquisition device (National Instruments USB-6343). The objective lens is mounted on a piezo objective scanner (Physik Instrumente PD72Z1x PIFOC), which controls the position of the objective and scans the laser beam vertically. The lateral scanning is performed by an X-Y galvanometer (Thorlabs GVS212).

The NV centers are created randomly in the sample, so there exist 4 different crystalline orientations of the spin defects. To isolate one group of NV centers, we position a permanent magnet near the diamond to create an external magnetic field $B \sim 350$ G along one of the NV axes. Under this magnetic field, the $|m_s = \pm 1\rangle$ sublevels of the aligned NV group are separated due to Zeeman effect, and exhibits a splitting $2\gamma_e B$, where $\gamma_e = (2\pi) \times 2.8$ MHz/G is the gyromagnetic ratio of the NV electronic spin. A resonant microwave drive with frequency $(2\pi) \times 1.892$ GHz is applied to address the NV transition between $|m_s = 0\rangle \iff |m_s = -1\rangle$ sublevels and isolate an effective two-level system. We note that at this magnetic field, after few microsecond of laser pumping, the associated spin-1 ^{14}N nuclear spin of the NV center is highly polarized to $|m_I = +1\rangle$ via the excited state level anti-crossing (esLAC) [1–3].

The microwave driving field is generated by mixing the output from a microwave source (Stanford Research SG384) and an arbitrary wave generator (AWG, Chase Scientific Wavepond DAX22000). Specifically, a high-frequency signal at $(2\pi) \times 1.767$ GHz from the microwave source is combined with a $(2\pi) \times 0.125$ GHz signal from the AWG using a built-in in-phase/quadrature (IQ) modulator, so that the sum frequency at $(2\pi) \times 1.892$ GHz is resonant with the NV $|m_s = 0\rangle \iff |m_s = -1\rangle$ transition. By modulating the amplitude, duration and phase of the AWG output, we can control the strength, rotation angle and axis of the microwave pulses. The microwave signal is amplified by a high-power amplifier (Mini-Circuits ZHL-15W-422-S+) and delivered to the diamond sample through a coplanar wave guide. The microwave is shuttered by a switch (Minicircuits ZASWA-2-50DRA+) to prevent any potential leakage. All equipment are gated through a programmable multi-channel pulse generator (SpinCore PulseBlasterESR-PRO 500) with 2 ns temporal resolution.

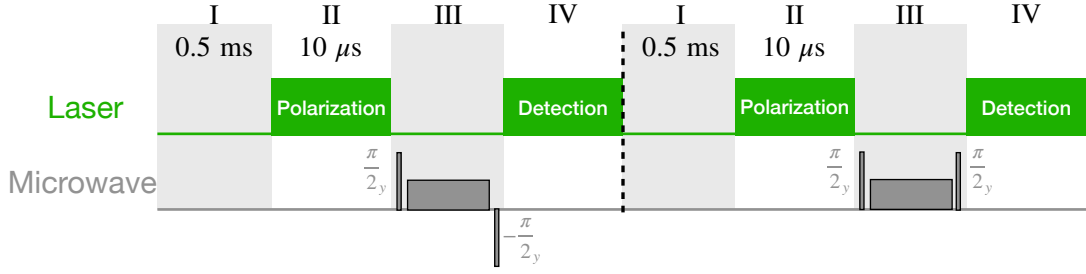


FIG. S1. **Pulse sequence for differential measurement.** Pulse sequence before and after the dashed line is for bright and dark state, respectively. I: waiting for 0.5 ms for charge equilibration; II: polarizing the spin to $|m_s = 0\rangle$ state with laser 10 μs ; III: applying microwave for spin manipulation; IV: detecting fluorescence with laser.

We remark that in our experiment, the $\frac{\pi}{2}$ - and π -pulse strength is set to $\Omega_p = (2\pi) \times 10$ MHz while the Floquet and quasi-Floquet driving fields strength is set to $\Omega = (2\pi) \times 0.05$ MHz. Therefore, a good vertical resolution of the AWG is crucial to create pulses with high fidelity. The AWG we use has a vertical resolution of 12-bit (4096 : 1) which is sufficient to generate high-quality microwave pulses for the experiment.

II. DIFFERENTIAL MEASUREMENT SCHEME

The measurement sequence in this work is performed with a differential readout to mitigate the effect of NV charge dynamics under laser pumping and reliably extract the spin polarization difference between NV $|m_s = 0\rangle$ and $|m_s = -1\rangle$ states (Fig. S1) [4–11]. In particular, we first let the NV charge dynamics reach a steady state by waiting for 0.5 ms without any laser illumination (I). After charge equilibration, we apply a 10 μs laser pulse to initialize the NV centers (II). After laser polarization, we apply first a global $\frac{\pi}{2}$ pulse along \hat{y} direction to prepare the spin ensemble to a superposition state, followed by a periodic or quasi-periodic microwave driving field (III). After the spin evolution, a final $\frac{\pi}{2}$ pulse along $-\hat{y}$ is used to rotate the spin state back to the \hat{z} direction for spin polarization detection (IV). By repeating the same procedure but with a final NV $\frac{\pi}{2}$ -pulse along the positive $+\hat{y}$ axis before readout, we measure the fluorescence of an orthogonal spin state, and can use the difference between the two measurement to faithfully obtain the NV spin polarization [4, 5]. Since this general procedure is applied to all experiments in this work, in the main text we highlight the pulse sequences corresponding to the first II, III and IV regions.

III. DIPOLAR HAMILTONIAN UNDER THE ROTATING-WAVE APPROXIMATION

In this section, we derive the dipolar interacting Hamiltonian of the NV ensemble described by Eq. (1) from the main text. In the laboratory frame, the spin dipole-dipole interaction between two NV defects can be written as:

$$\mathcal{H}_{dip} = -\frac{J_0}{r^3} [3(\hat{\mathcal{S}}_1 \cdot \hat{n})(\hat{\mathcal{S}}_2 \cdot \hat{n}) - \hat{\mathcal{S}}_1 \cdot \hat{\mathcal{S}}_2], \quad (\text{S1})$$

where $J_0 = (2\pi) \times 52$ MHz $\cdot\text{nm}^3$, r and \hat{n} denote the distance and direction unit vector between two NV centers, and $\hat{\mathcal{S}}_1$ and $\hat{\mathcal{S}}_2$ are the NV spin-1 operators. Our experiments only focus on an effective two-level system $\{|m_s = 0\rangle, |m_s = -1\rangle\}$, so the spin operators in the restricted Hilbert space are:

$$\mathcal{S}^z = \begin{bmatrix} 0 & 0 \\ 0 & -1 \end{bmatrix}, \quad \mathcal{S}^x = \frac{1}{\sqrt{2}} \begin{bmatrix} 0 & 1 \\ 1 & 0 \end{bmatrix}, \quad \mathcal{S}^y = \frac{1}{\sqrt{2}} \begin{bmatrix} 0 & -i \\ i & 0 \end{bmatrix}. \quad (\text{S2})$$

Also, we can define the spin raising and lowering operators:

$$\mathcal{S}^+ = \begin{bmatrix} 0 & 1 \\ 0 & 0 \end{bmatrix} = \frac{\mathcal{S}^x + i\mathcal{S}^y}{\sqrt{2}}, \quad \mathcal{S}^- = \begin{bmatrix} 0 & 0 \\ 1 & 0 \end{bmatrix} = \frac{\mathcal{S}^x - i\mathcal{S}^y}{\sqrt{2}}, \quad (\text{S3})$$

and rewrite spin operators in terms of the raising and lowering operators:

$$\mathcal{S}^x = \frac{\mathcal{S}^+ + \mathcal{S}^-}{\sqrt{2}}, \quad \mathcal{S}^y = \frac{\mathcal{S}^+ - \mathcal{S}^-}{i\sqrt{2}}. \quad (\text{S4})$$

Then we can expand the dipolar interaction in Eq. (S1) as:

$$\begin{aligned} \mathcal{H}_{dip} = & -\frac{J_0}{r^3} \times \left\{ 3 \left[\mathcal{S}_1^z n_z + \frac{(\mathcal{S}_1^+ + \mathcal{S}_1^-)n_x}{\sqrt{2}} + \frac{(\mathcal{S}_1^+ - \mathcal{S}_1^-)n_y}{i\sqrt{2}} \right] \left[\mathcal{S}_2^z n_z + \frac{(\mathcal{S}_2^+ + \mathcal{S}_2^-)n_x}{\sqrt{2}} + \frac{(\mathcal{S}_2^+ - \mathcal{S}_2^-)n_y}{i\sqrt{2}} \right] \right. \\ & \left. - \left[\mathcal{S}_1^z \mathcal{S}_2^z + \frac{(\mathcal{S}_1^+ + \mathcal{S}_1^-)(\mathcal{S}_2^+ + \mathcal{S}_2^-)}{\sqrt{2}} + \frac{(\mathcal{S}_1^+ - \mathcal{S}_1^-)(\mathcal{S}_2^+ - \mathcal{S}_2^-)}{i\sqrt{2}} \right] \right\}. \end{aligned} \quad (\text{S5})$$

For each NV center, there is a splitting $\Delta = (2\pi) \times 1.892$ GHz between the two levels $|m_s = 0\rangle$ and $|m_s = -1\rangle$ along the z direction (under a external magnetic field ~ 350 G). Therefore, the evolution driven by $\Delta \mathcal{S}^z$ is worth to be noted. Consider a quantum state $|\phi\rangle$ in the rotating frame $|\varphi\rangle = e^{-i\Delta \mathcal{S}^z t}|\phi\rangle$. If we apply Schrödinger equation:

$$\begin{aligned} i\partial_t |\varphi\rangle &= (\Delta \mathcal{S}^z + \mathcal{H}_{dip})|\varphi\rangle \\ i\partial_t (e^{-i\Delta \mathcal{S}^z t}|\phi\rangle) &= (\Delta \mathcal{S}^z + \mathcal{H}_{dip})(e^{-i\Delta \mathcal{S}^z t}|\phi\rangle) \\ \Delta \mathcal{S}^z e^{-i\Delta \mathcal{S}^z t}|\phi\rangle + e^{-i\Delta \mathcal{S}^z t}i\partial_t |\phi\rangle &= \Delta \mathcal{S}^z e^{-i\Delta \mathcal{S}^z t}|\phi\rangle + \mathcal{H}_{dip}e^{-i\Delta \mathcal{S}^z t}|\phi\rangle \\ i\partial_t |\phi\rangle &= e^{i\Delta \mathcal{S}^z t} \mathcal{H}_{dip} e^{-i\Delta \mathcal{S}^z t}|\phi\rangle. \end{aligned} \quad (\text{S6})$$

Then we can define dipolar interaction Hamiltonian in rotating frame:

$$\tilde{\mathcal{H}}_{dip} = e^{i\Delta \mathcal{S}^z t} \cdot \mathcal{H}_{dip} \cdot e^{-i\Delta \mathcal{S}^z t}, \quad (\text{S7})$$

and the spin operators in the rotating frame:

$$\begin{aligned} \tilde{\mathcal{S}}^z &= e^{i\Delta \mathcal{S}^z t} \cdot \mathcal{S}^z \cdot e^{-i\Delta \mathcal{S}^z t} = \mathcal{S}^z \\ \tilde{\mathcal{S}}^+ &= e^{i\Delta \mathcal{S}^z t} \cdot \mathcal{S}^+ \cdot e^{-i\Delta \mathcal{S}^z t} = \mathcal{S}^+ \cdot e^{+i\Delta t} \\ \tilde{\mathcal{S}}^- &= e^{i\Delta \mathcal{S}^z t} \cdot \mathcal{S}^- \cdot e^{-i\Delta \mathcal{S}^z t} = \mathcal{S}^- \cdot e^{-i\Delta t}. \end{aligned} \quad (\text{S8})$$

In the rotating frame, rewrite the dipolar interaction Hamiltonian (Eq.S5):

$$\begin{aligned} \tilde{\mathcal{H}}_{dip} = & -\frac{J_0}{r^3} \times \left\{ 3 \left[\tilde{\mathcal{S}}_1^z n_z + \frac{(\tilde{\mathcal{S}}_1^+ + \tilde{\mathcal{S}}_1^-)n_x}{\sqrt{2}} + \frac{(\tilde{\mathcal{S}}_1^+ - \tilde{\mathcal{S}}_1^-)n_y}{i\sqrt{2}} \right] \left[\tilde{\mathcal{S}}_2^z n_z + \frac{(\tilde{\mathcal{S}}_2^+ + \tilde{\mathcal{S}}_2^-)n_x}{\sqrt{2}} + \frac{(\tilde{\mathcal{S}}_2^+ - \tilde{\mathcal{S}}_2^-)n_y}{i\sqrt{2}} \right] \right. \\ & \left. - \left[\tilde{\mathcal{S}}_1^z \tilde{\mathcal{S}}_2^z + \frac{(\tilde{\mathcal{S}}_1^+ + \tilde{\mathcal{S}}_1^-)(\tilde{\mathcal{S}}_2^+ + \tilde{\mathcal{S}}_2^-)}{\sqrt{2}} + \frac{(\tilde{\mathcal{S}}_1^+ - \tilde{\mathcal{S}}_1^-)(\tilde{\mathcal{S}}_2^+ - \tilde{\mathcal{S}}_2^-)}{i\sqrt{2}} \right] \right\}, \end{aligned} \quad (\text{S9})$$

which can be simplified to

$$\begin{aligned} \tilde{\mathcal{H}}_{dip} = & -\frac{J_0}{r^3} \times \left\{ (3n_z^2 - 1)\mathcal{S}_1^z \mathcal{S}_2^z + (\mathcal{S}_1^+ \mathcal{S}_2^- + \mathcal{S}_1^- \mathcal{S}_2^+) \left[\frac{3}{2}(n_x^2 + n_y^2) - 1 \right] \right. \\ & + \frac{3}{2}\mathcal{S}_1^+ \mathcal{S}_2^+ e^{+2i\Delta t}(n_x^2 - n_y^2 - 2in_x n_y) + \frac{3}{2}\mathcal{S}_1^- \mathcal{S}_2^- e^{-2i\Delta t}(n_x^2 - n_y^2 + 2in_x n_y) \\ & + 3\mathcal{S}_1^z n_z \left[\frac{n_x}{\sqrt{2}}(\mathcal{S}_2^+ e^{+i\Delta t} + \mathcal{S}_2^- e^{-i\Delta t}) + \frac{n_y}{i\sqrt{2}}(\mathcal{S}_2^+ e^{+i\Delta t} - \mathcal{S}_2^- e^{-i\Delta t}) \right] \\ & \left. + 3\mathcal{S}_2^z n_z \left[\frac{n_x}{\sqrt{2}}(\mathcal{S}_1^+ e^{+i\Delta t} + \mathcal{S}_1^- e^{-i\Delta t}) + \frac{n_y}{i\sqrt{2}}(\mathcal{S}_1^+ e^{+i\Delta t} - \mathcal{S}_1^- e^{-i\Delta t}) \right] \right\}. \end{aligned} \quad (\text{S10})$$

Since we are interested in spin-spin interaction dynamics with energy scale $J_0/r^3 \approx (2\pi) \times 0.01$ MHz that is much smaller than the splitting $\Delta \approx (2\pi) \times 1.892$ GHz, we are able to drop the last six time-dependent terms and only keep the energy-conserving terms under the rotating-wave approximation. Additionally, considering $n_x^2 + n_y^2 + n_z^2 = 1$, we

get

$$\begin{aligned}\tilde{\mathcal{H}}_{dip} &= -\frac{J_0}{r^3} \times (3n_z^2 - 1)[\mathcal{S}_1^z \mathcal{S}_2^z - \frac{1}{2}\mathcal{S}_1^+ \mathcal{S}_2^- - \frac{1}{2}\mathcal{S}_1^- \mathcal{S}_2^+] \\ &= -\frac{J_0}{r^3} \times \frac{(3n_z^2 - 1)}{2}[2\mathcal{S}_1^z \mathcal{S}_2^z - \mathcal{S}_1^x \mathcal{S}_2^x - \mathcal{S}_1^y \mathcal{S}_2^y].\end{aligned}\quad (\text{S11})$$

We can rewrite the interacting Hamiltonian using normal spin- $\frac{1}{2}$ operators

$$S^z = \frac{1}{2} \begin{bmatrix} 1 & 0 \\ 0 & -1 \end{bmatrix}, \quad S^x = \frac{1}{2} \begin{bmatrix} 0 & 1 \\ 1 & 0 \end{bmatrix}, \quad S^y = \frac{1}{2} \begin{bmatrix} 0 & -i \\ i & 0 \end{bmatrix}.\quad (\text{S12})$$

Specifically, we convert the effective two-level spin-1 operators to spin- $\frac{1}{2}$ operators, $\mathcal{S}^x = \sqrt{2}S^x$, $\mathcal{S}^y = \sqrt{2}S^y$, $\mathcal{S}^z = S^z + 1/2$, and plug them into Eq. (S11),

$$\mathcal{H}_{dip} = -\frac{J_0 \mathcal{A}}{r^3} (\mathcal{S}_1^z \mathcal{S}_2^z - \mathcal{S}_1^x \mathcal{S}_2^x - \mathcal{S}_1^y \mathcal{S}_2^y),\quad (\text{S13})$$

where $\mathcal{A} = 3n_z^2 - 1$ is the angular dependent factor.

To derive the dipolar Hamiltonian of the entire NV spin ensemble, we simply sum up the interactions between every pair of NV spins:

$$\mathcal{H}_{dip} = -\sum_{i < j} \frac{J_0 \mathcal{A}_{i,j}}{r_{i,j}^3} (\mathcal{S}_i^z \mathcal{S}_j^z - \mathcal{S}_i^x \mathcal{S}_j^x - \mathcal{S}_i^y \mathcal{S}_j^y),\quad (\text{S14})$$

where $\mathcal{A}_{i,j}$ and $r_{i,j}$ represent the angular dependence of the long-range dipolar interaction and the distance between the i^{th} and j^{th} NV centers.

We remark that due to random positions of the NV centers in diamond lattice, the angular dependence term averages to zero. This can be easily seen by writing the angular dependence term in spherical coordinate, $\mathcal{A}_{i,j} = 3n_z^2 - 1 = 3\cos^2\theta - 1$, and integrate it on the unit sphere over polar angle θ and azimuthal angle ϕ ,

$$\bar{\mathcal{A}}_{i,j} = \frac{\int_0^{2\pi} d\phi \int_0^\pi \sin\theta d\theta \cdot (3\cos^2\theta - 1)}{\int_0^{2\pi} d\phi \int_0^\pi \sin\theta d\theta} = \frac{1}{2} \int_0^\pi \sin\theta d\theta \cdot (3\cos^2\theta - 1) = 0\quad (\text{S15})$$

-
- [1] V. Jacques, P. Neumann, J. Beck, M. Markham, D. Twitchen, J. Meijer, F. Kaiser, G. Balasubramanian, F. Jelezko, and J. Wrachtrup, Physical review letters **102**, 057403 (2009).
 - [2] R. Fischer, A. Jarmola, P. Kehayias, and D. Budker, Physical Review B **87**, 125207 (2013).
 - [3] C. Zu, W.-B. Wang, L. He, W.-G. Zhang, C.-Y. Dai, F. Wang, and L.-M. Duan, Nature **514**, 72 (2014).
 - [4] M. Mrózek, D. Rudnicki, P. Kehayias, A. Jarmola, D. Budker, and W. Gawlik, EPJ Quantum Technology **2**, 22 (2015).
 - [5] J. Choi, S. Choi, G. Kucsko, P. C. Maurer, B. J. Shields, H. Sumiya, S. Onoda, J. Isoya, E. Demler, F. Jelezko, N. Y. Yao, and M. D. Lukin, Phys. Rev. Lett. **118**, 093601 (2017).
 - [6] T. Mittiga, S. Hsieh, C. Zu, B. Kobrin, F. Machado, P. Bhattacharyya, N. Rui, A. Jarmola, S. Choi, D. Budker, *et al.*, Physical review letters **121**, 246402 (2018).
 - [7] N. Aslam, G. Waldherr, P. Neumann, F. Jelezko, and J. Wrachtrup, New Journal of Physics **15**, 013064 (2013).
 - [8] N. B. Manson, M. Hedges, M. S. Barson, R. Ahlefeldt, M. W. Doherty, H. Abe, T. Ohshima, and M. J. Sellars, New Journal of Physics **20**, 113037 (2018).
 - [9] H. Jayakumar, J. Henshaw, S. Dhomkar, D. Pagliero, A. Laraoui, N. B. Manson, R. Albu, M. W. Doherty, and C. A. Meriles, Nature communications **7**, 1 (2016).
 - [10] D. Bluvstein, Z. Zhang, and A. C. B. Jayich, Physical review letters **122**, 076101 (2019).
 - [11] C. Zu, F. Machado, B. Ye, S. Choi, B. Kobrin, T. Mittiga, S. Hsieh, P. Bhattacharyya, M. Markham, D. Twitchen, *et al.*, Nature **597**, 45 (2021).