

# Deterministic-Random Tradeoff of Integrated Sensing and Communications in Gaussian Channels: A Rate-Distortion Perspective

Fan Liu\*, Yifeng Xiong<sup>†</sup>, and Kai Wan<sup>‡</sup>

\*Southern University of Science and Technology, Shenzhen, China

<sup>†</sup>Beijing University of Posts and Telecommunications, Beijing, China

<sup>‡</sup>Huazhong University of Science and Technology, Wuhan, China

Email: liuf6@sustech.edu.cn

**Abstract**—Integrated sensing and communications (ISAC) is recognized as a key enabling technology for future wireless networks. To shed light on the fundamental performance limits of ISAC systems, this paper studies the deterministic-random tradeoff between sensing and communications (S&C) from a rate-distortion perspective under Gaussian ISAC channels. We model the ISAC signal as a random matrix that carries information, whose realization is perfectly known to the sensing receiver, but is unknown to the communication receiver. We characterize the sensing mutual information conditioned on the random ISAC signal, and show that it provides a universal lower bound for distortion metrics of sensing. Furthermore, we prove that the distortion lower bound is minimized if the sample covariance matrix of the ISAC signal is deterministic. We then offer our understanding of the main results by interpreting wireless sensing as non-cooperative source-channel coding. Finally, we provide sufficient conditions for the achievability of the distortion lower bound by analyzing a specific example of target response matrix estimation.

**Index Terms**—Integrated sensing and communications, rate-distortion theory, fundamental limits.

## I. INTRODUCTION

### A. Background and Motivation

The future wireless networks are anticipated to possess high-precision and robust wireless sensing capability in addition to the communications functionality, thus to support a variety of emerging applications, ranging from intelligent transportation to smart cities and homes. To that end, ISAC systems, which enable the shared use of hardware, spectrum, and signaling resources between S&C, are envisioned to be one of the game-changing techniques for 6G and Wi-Fi-7 networks [1]. While ISAC signal processing and waveform design have been extensively studied in the past few years, its fundamental performance limits and tradeoff were less understood, which have been long-standing open in the research community [2].

### B. Existing Works

Both S&C focus on processing signals and information, whose theoretical foundations are built upon estimation, detection, and information theories. In particular, sensing is to extract useful information about the targets of interest from the

observed echo signals, whereas communication is to recover the information encoded by the transmitter from the received signals. For decades, S&C are regarded as two separated research fields, despite that they are closely related to each other as an “information-theoretic odd couple” [3]. Indeed, the fundamental theories and performance metrics of S&C may be bridged in a variety of ways. The most well-known result is the I-MMSE equation [4], which states that for a scalar Gaussian channel, the derivative of the mutual information between the input and output with respect to the signal-to-noise ratio (SNR) is the minimum mean squared error (MMSE) of estimating the input from the output. The I-MMSE equation may also be deduced from the de Bruijn identity [4], which connects the differential entropy and Fisher information. Moreover, the detection probability and the relative entropy (Kullback-Leibler divergence) can be linked to each other via the celebrated Stein’s lemma [5].

To reveal more insights into the fundamental limits of ISAC systems, recent works modeled the monostatic radar sensing as a delayed feedback channel depending on the state of the target [6]. In such a case, ISAC transmission can be treated as a joint state estimation and communication problem, whose performance limits are characterized by the tradeoff between the communication capacity and state estimation distortion. More relevant to this work, one may also examine the performance tradeoff between S&C by the Cramér-Rao bound (CRB)-rate region [7], [8], which unveiled a two-fold tradeoff between S&C, namely, deterministic-random tradeoff (DRT) and subspace tradeoff (ST).

### C. Contributions of This Paper

This paper studies the fundamental tradeoff in ISAC systems under Gaussian channels from a rate-distortion perspective. In particular, we extend the DRT between the communication rate and CRB in [7], [8] to any well-defined distortion metrics for sensing. We commence by modeling the ISAC signal as a random signal that carries information intended for the communication receiver, which is perfectly known to the sensing receiver as a reference waveform as in typical radar applications. By examining the sensing mutual information

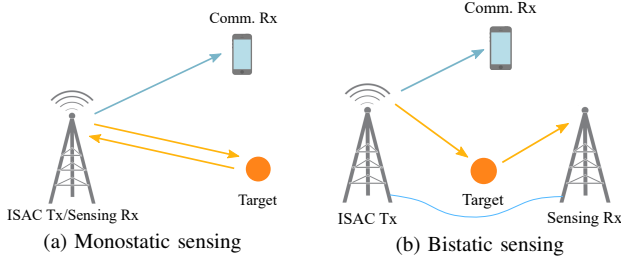


Fig. 1. The ISAC scenarios considered in this paper, where the dual-functional waveform  $\mathbf{X}$  is known to the sensing receiver.

conditioned on the randomly varying ISAC signal, we show that it provides a lower bound for well-defined sensing distortion metrics, e.g., MSE and detection probability. We then underline the generic DRT in an ISAC system by proving that the distortion lower bound is minimized if the sample covariance matrix of the ISAC signal is deterministic, in which case the achievable communication rate is reduced owing to the decrease of randomness, or equivalently, the decreasing degrees of freedom (DoFs) in the signal. As a step further, we provide a discussion on the main results by offering a new angle that interprets the sensing operation in an ISAC system as a non-cooperative source-channel coding system, where the target as a non-cooperative source communicates the information about its parameters to the sensing receiver in a passive manner. Finally, we analyze an example of target response matrix estimation, and provide sufficient conditions for the achievability of the proposed lower bound.

## II. SYSTEM MODEL AND PERFORMANCE METRICS

### A. System Model

We consider a generic point-to-point (P2P) downlink integrated sensing and communications (ISAC) system consisting of a ISAC transmitter (Tx), a sensing receiver (Rx), a communication Rx, and one or multiple targets. The ISAC Tx sends a dual-functional signal to perform target sensing and downlink communication simultaneously. Under a vector Gaussian channel, the S&C signals received at the sensing Rx and communication Rx can be respectively modeled as

$$\begin{aligned} \mathbf{Y}_s &= \mathbf{H}_s(\boldsymbol{\eta}) \mathbf{X} + \mathbf{Z}_s, \\ \mathbf{Y}_c &= \mathbf{H}_c \mathbf{X} + \mathbf{Z}_c, \end{aligned} \quad (1)$$

where  $\mathbf{X} \in \mathbb{C}^{M \times T}$  is the dual-functional signal matrix transmitted from the ISAC Tx, with  $T$  being the number of discrete samples;  $\mathbf{H}_s \in \mathbb{C}^{N_s \times M}$  and  $\mathbf{H}_c \in \mathbb{C}^{N_c \times M}$  are S&C channel matrices;  $\mathbf{Z}_s \in \mathbb{C}^{N_s \times T}$  and  $\mathbf{Z}_c \in \mathbb{C}^{N_c \times T}$  are zero mean white Gaussian noise matrices with variances  $\sigma_s^2$  and  $\sigma_c^2$ , respectively. In particular,  $\boldsymbol{\eta} \in \mathbb{R}^K$  represents the target parameters of interest, e.g., angle, range, and velocity. The sensing channel  $\mathbf{H}_s$  is assumed to be a deterministic function of  $\boldsymbol{\eta}$ , with  $\mathbf{H}_s(\boldsymbol{\eta})$  being an injective map from  $\mathbb{R}^K$  to  $\mathbb{C}^{N_s \times M}$ . Since the sensing Rx is typically collocated with the ISAC Tx (monostatic sensing), or is connected with the ISAC Tx with an optical fiber (bistatic sensing), the dual-functional signal  $\mathbf{X}$  is known to both ISAC Tx and sensing Rx, which is

valid for most of radar applications. On the other hand, as  $\mathbf{X}$  contains useful information intended for the communication Rx, it is unknown to the communication Rx. Therefore, we model  $\mathbf{X}$  as a random matrix following a distribution  $p_{\mathbf{X}}(\mathbf{X})$ , whose realization is known to the ISAC Tx and sensing Rx, but is unknown to the communication Rx. Without loss of generality, we assume  $\mathbb{E}(\mathbf{X}) = \mathbf{0}$ , and denote the sample and statistical covariance matrices of  $\mathbf{X}$  as  $\mathbf{R}_X = T^{-1} \mathbf{X} \mathbf{X}^H$ , and  $\tilde{\mathbf{R}}_X = \mathbb{E}(\mathbf{R}_X) = \mathbb{E}(\mathbf{X} \mathbf{X}^H)$ , respectively.

We highlight that (1) may describe a variety of S&C signal models. For example, the sensing model of (1) can be viewed as the received echo of a multi-input multi-output (MIMO) radar in a given range-Doppler bin, where  $\boldsymbol{\eta}$  represents the angles of targets. Accordingly, the communication model may be considered as a narrowband MIMO communication system. Alternatively, both models in (1) can be viewed as orthogonal frequency-division multiplexing (OFDM) signal models for S&C, respectively, where  $\mathbf{H}_c$  may represent the inter-carrier coupling matrix in the frequency domain, and  $\mathbf{H}_s$  may stand for the delay-Doppler response matrix for targets. In the sequel, we do not specify the signal domains but focus on the above vector Gaussian models for the sake of generality.

Accordingly, we define S&C tasks in the ISAC system as

- **Sensing Task:** Estimate  $\boldsymbol{\eta} \in \mathbb{R}^K$  from the observation  $\mathbf{Y}_s$  at the sensing Rx, with the knowledge of the probing signal  $\mathbf{X}$ .
- **Communication Task:** Recover the useful information contained in  $\mathbf{X}$  from the received signal  $\mathbf{Y}_c$  at the communication Rx, with the knowledge (or statistical knowledge) of the channel  $\mathbf{H}_c$ .

Without loss of generality, we assume that the target parameters  $\boldsymbol{\eta}$  follows a known prior distribution  $p_{\boldsymbol{\eta}}(\boldsymbol{\eta})$  having finite variance, and varies every  $T$  samples in an i.i.d. manner. Moreover, the communication channel also varies in an i.i.d. manner every  $kT$  samples, with  $k \in \mathbb{Z}^+$ .

### B. Communication Performance Metric

The communication performance may be measured by the ergodic achievable rate, which can be expressed as

$$I_c = \max_{p_{\mathbf{X}}(\mathbf{X})} I(\mathbf{Y}_c; \mathbf{X} | \mathbf{H}_c), \quad \text{s.t. } p_{\mathbf{X}}(\mathbf{X}) \in \mathcal{F}, \quad (2)$$

where  $I(\mathbf{Y}_c; \mathbf{X} | \mathbf{H}_c)$  stands for the mutual information (MI) between  $\mathbf{Y}_c$  and  $\mathbf{X}$  conditioned on  $\mathbf{H}_c$ , and  $\mathcal{F}$  represents the feasible set of the distribution  $p_{\mathbf{X}}(\mathbf{X})$ . It is well-known that under an average power constraint, the ergodic rate is maximized with a Gaussian distributed  $\mathbf{X}$ , with each column i.i.d. subject to  $\mathcal{CN}(\mathbf{0}, \tilde{\mathbf{R}}_X)$ , and  $\tilde{\mathbf{R}}_X$  being obtained from the water-filling method. In this case, the maximum ergodic rate is given by

$$\begin{aligned} I_c &= \max_{p_{\mathbf{X}}(\mathbf{X})} I(\mathbf{Y}_c; \mathbf{X} | \mathbf{H}_c), \quad \text{s.t. } \text{tr}\{\mathbb{E}(\mathbf{X} \mathbf{X}^H)\} = P_T \\ &= \mathbb{E}_{\mathbf{H}_c} \left\{ \log \det \left( \mathbf{I} + \sigma_c^{-2} \mathbf{H}_c \tilde{\mathbf{R}}_X \mathbf{H}_c^H \right) \right\}, \end{aligned} \quad (3)$$

### C. Sensing Performance Metrics

The sensing performance can be measured by various metrics that characterize either the estimation accuracy or detection reliability, namely, mean squared error (MSE), detection probability, and Cramér-Rao bound (CRB). These metrics (or their functions) may be induced from the distortion function  $d(\boldsymbol{\eta}, \hat{\boldsymbol{\eta}})$  between the parameter  $\boldsymbol{\eta}$  and its estimate  $\hat{\boldsymbol{\eta}}$  in the context of rate-distortion theory [9]–[11]. For the estimation problem, the squared Euclidean distance  $d(\boldsymbol{\eta}, \hat{\boldsymbol{\eta}}) = \|\boldsymbol{\eta} - \hat{\boldsymbol{\eta}}\|^2$  is a commonly used distortion function, which induces the MSE metric. For the detection problem,  $\eta \in \{0, 1\}$  is a random binary variable indicating whether the target is present or absent. To that end, one may choose the distortion as the Hamming distance between  $\eta$  and  $\hat{\eta}$ , namely,  $d(\eta, \hat{\eta}) = \eta \oplus \hat{\eta}$ . The average distortion is then given as

$$\begin{aligned} \mathbb{E}(\eta \oplus \hat{\eta}) &= (1 \oplus 1) \Pr(\hat{\eta} = 1 | \eta = 1) \\ &\quad + (0 \oplus 0) \Pr(\hat{\eta} = 0 | \eta = 0) \\ &\quad + (1 \oplus 0) \Pr(\hat{\eta} = 1 | \eta = 0) \\ &\quad + (0 \oplus 1) \Pr(\hat{\eta} = 0 | \eta = 1) \\ &= 1 - P_D + P_{FA}, \end{aligned} \quad (4)$$

where  $P_D$  and  $P_{FA}$  stand for the detection and false-alarm probabilities, respectively. Under the Neyman-Pearson criterion where  $P_{FA}$  is fixed, minimizing the average Hamming distortion (4) yields the maximum  $P_D$ . As we will show later, these distortion metrics connect closely to the sensing MI. Therefore, we will focus on characterizing the sensing MI for now, and reveal its connection with other sensing metrics in later sections.

For the sensing model in (1), the sensing MI is defined as

$$I_s = I(\mathbf{Y}_s; \boldsymbol{\eta} | \mathbf{X}). \quad (5)$$

At the first glance, the MI (5) is unlikely to be simplified due to the possible nonlinear dependence between  $\mathbf{Y}_s$  and  $\boldsymbol{\eta}$ . Fortunately, the following lemma allows us to attain a closed-form of (5).

**Lemma 1.** *The MI between  $\mathbf{Y}_s$  and  $\boldsymbol{\eta}$  is equivalent to that between  $\mathbf{Y}_s$  and  $\mathbf{H}_s$ , i.e.,*

$$I_s = I(\mathbf{Y}_s; \boldsymbol{\eta} | \mathbf{X}) = I(\mathbf{Y}_s; \mathbf{H}_s | \mathbf{X}). \quad (6)$$

*Proof.* See Appendix A. ■

### III. MAIN RESULTS

With Lemma 1 at hand, we first prove that the sensing MI has the following property.

**Lemma 2.**  *$I(\mathbf{Y}_s; \boldsymbol{\eta} | \mathbf{X} = \mathbf{A})$  is a concave function in  $\mathbf{R}_A = T^{-1} \mathbf{A} \mathbf{A}^H$ .*

*Proof.* See Appendix B. ■

Based on Lemma 2, we are able to prove the following theorem.

**Theorem 1.** *Let the average power of  $\mathbf{X}$  be  $P_T$ , namely,  $\text{tr}(\mathbb{E}(\mathbf{R}_X)) = P_T$ . The sensing MI (5) is maximized if and*

*only if the support of the sample covariance matrix  $\mathbf{R}_X = T^{-1} \mathbf{X} \mathbf{X}^H$  is the solution set of the following deterministic convex optimization problem*

$$\begin{aligned} \max_{\mathbf{R}_A \succeq \mathbf{0}, \mathbf{R}_A = \mathbf{R}_A^H} \quad & I(\mathbf{Y}_s; \boldsymbol{\eta} | \mathbf{X} = \mathbf{A}) \\ \text{s. t.} \quad & \text{tr}(\mathbf{R}_A) = P_T, \end{aligned} \quad (7)$$

*in which case  $\mathbf{R}_X$  has a deterministic trace. In particular, if problem (7) has a unique solution, then  $\mathbf{R}_X$  itself should be deterministic to reach the maximum of (5).*

*Proof.* Since the objective function is a concave function in  $\mathbf{R}_A$ , the proof is a straightforward modification of Proposition 3 of [8], which is omitted here for brevity. ■

With Lemma 2, we may write  $I(\mathbf{Y}_s; \boldsymbol{\eta} | \mathbf{X} = \mathbf{A})$  as a function of  $\mathbf{R}_A$ , namely,  $I_{\boldsymbol{\eta}}(\mathbf{R}_A)$ . We then show that the following theorem provides a universal bound for the sensing distortion of recovering  $\boldsymbol{\eta}$  from  $\mathbf{Y}_s$ .

**Theorem 2.** *Let  $D(R)$  be the distortion-rate function for the to-be-sensed i.i.d. random parameter  $\boldsymbol{\eta} \sim p_{\boldsymbol{\eta}}(\boldsymbol{\eta})$ ,  $\hat{\boldsymbol{\eta}}$  an estimate of  $\boldsymbol{\eta}$ , and  $d(\boldsymbol{\eta}, \hat{\boldsymbol{\eta}})$  the corresponding distortion function measuring the sensing performance. The average distortion of recovering  $\boldsymbol{\eta}$  from the noisy observation  $\mathbf{Y}_s$  is lower-bounded by*

$$\mathbb{E}(d(\boldsymbol{\eta}, \hat{\boldsymbol{\eta}})) \stackrel{(a)}{\geq} D(\mathbb{E}[I_{\boldsymbol{\eta}}(\mathbf{R}_X)]) \stackrel{(b)}{\geq} D\left(\left[I_{\boldsymbol{\eta}}\left(\tilde{\mathbf{R}}_X\right)\right]\right), \quad (8)$$

*where the equality holds for (b) if  $\mathbf{R}_X$  satisfies the conditions in Theorem 1. In particular, if the solution of (7) is unique, then  $\mathbf{R}_X$  itself should be deterministic to achieve the equality of (b).*

*Proof.* See Appendix C. ■

**Corollary 1.** *For  $T < \infty$ , if the equality sign holds for (b) in (8), the resultant achievable communication rate is strictly less than the Gaussian capacity (3).*

*Proof.* See Appendix D. ■

We next discuss the implications of the above main results.

### IV. DISCUSSIONS

#### A. Wireless Sensing as Non-Cooperative Joint Source-Channel Coding

It is well-known that the communication MI  $I(\mathbf{Y}_c; \mathbf{X} | \mathbf{H}_c)$  has an explicit operational meaning, i.e., achievable data rate. Nevertheless, it remains unclear what the operational meaning is for the sensing MI  $I(\mathbf{Y}_s; \boldsymbol{\eta} | \mathbf{X})$ , as it does not seem to indicate any “coding” rate in wireless sensing systems.

The main results in Sec. III offer an interesting angle to look at the above issue by interpreting wireless sensing from an information-theoretic viewpoint. That is, one may consider wireless sensing as a procedure of *non-cooperative joint source-channel coding*, where the target encodes the information of the parameter  $\boldsymbol{\eta}$ , and communicates it to the sensing Rx in a passive and non-cooperative manner. In such a case, the random parameter  $\boldsymbol{\eta}$  is regarded as a

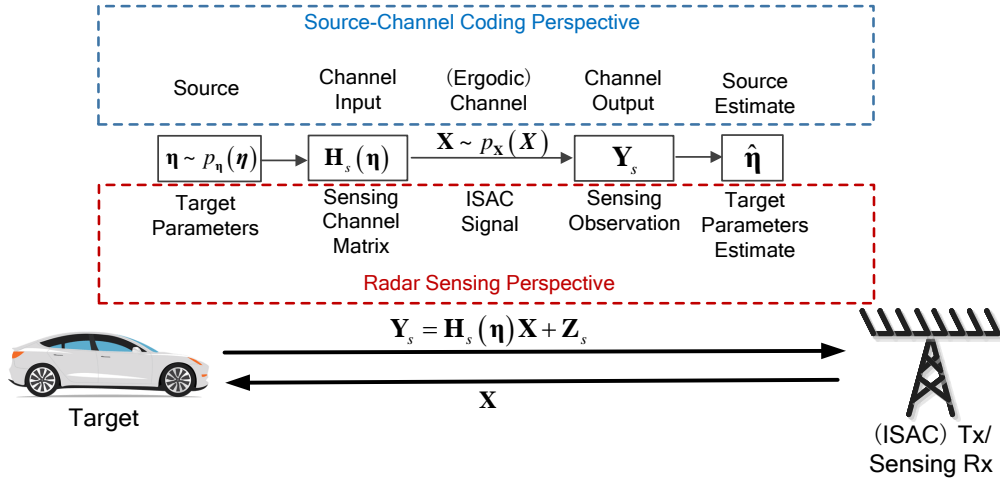


Fig. 2. Wireless sensing as non-cooperative joint source-channel coding.

memoryless source,  $\mathbf{H}_s(\eta)$ , the channel input, is a letter of the channel codeword, and  $\mathbf{Y}_s$  is the channel output, from which a distorted version of  $\eta$  (i.e.,  $\hat{\eta}$ ) may be revealed at the sensing Rx. The rate-distortion function  $R(D)$  characterizes the minimum number of bits required to communicate  $\eta$  to the sensing Rx at an allowable distortion  $D$ .

More interestingly, the ISAC signal  $\mathbf{X}$  serves as the “channel matrix” for communicating the source  $\eta$ . In particular, as we model  $\mathbf{X}$  as a random variable, it can be treated as an “ergodic channel” with channel state information at the sensing Rx (CSIR), in the sense that it varies in an i.i.d. manner every  $T$  symbols, and is perfectly known to the sensing Rx. Accordingly, the sensing MI  $I(\mathbf{Y}_s; \eta | \mathbf{X})$  becomes an “ergodic rate” of the channel, in the sense that it bounds the rate-distortion function  $R(D)$ , and thereby yields a lower-bound for the average distortion of any well-defined distortion functions. Indeed, the proof of Theorem 2 is similar to the proof of converse for the source-channel separation theorem under ergodic channels, where  $R(D)$  is only determined by the distribution of the target (the source  $p_\eta(\eta)$ ), and the maximum sensing MI relies solely on the statistical model (the channel  $p_{\mathbf{Y}_s | \mathbf{H}_s}(\mathbf{Y}_s | \mathbf{H}_s)$ ) [12]. Nevertheless, it is unlikely to prove the achievability following that of the separation theorem. This is because the separation theorem generally requires a *block-wise* coding strategy, which encodes a sequence of i.i.d.  $\eta$ , i.e.,  $\eta^k = (\eta_1, \eta_2, \dots, \eta_k)$  by a channel codeword  $\mathbf{H}_s^n = (\mathbf{H}_{s,1}, \mathbf{H}_{s,2}, \dots, \mathbf{H}_{s,n})$ . In our case, the target as a non-cooperative information source does not have such a block-wise “coding” capability. The only thing it can do is to map each source letter  $\eta$  to a channel code letter  $\mathbf{H}_s(\eta)$ , which is essentially a *letter-wise* coding strategy that does not possess the general optimality.

In light of the above discussion, we may now interpret wireless sensing in ISAC systems from an information-theoretic viewpoint as follows:

- The sensing functionality in an ISAC system is analogous to a joint source-channel coding transmission with

ergodic CSIR, where the target as a non-cooperative information source “communicates” the information about its parameter  $\eta$  to the sensing Rx. The i.i.d. block-varying ISAC waveform  $\mathbf{X}$ , which is perfectly known at the sensing Rx, serves as an ergodic channel for transmitting the target information. The target employs a letter-wise source-channel coding strategy that maps each  $\eta$  to a channel input  $\mathbf{H}_s(\eta)$ , which generates a channel output  $\mathbf{Y}_s$  at the Rx.

- The minimum bits required to encode the source  $\eta$  at a distortion  $D$  is the rate-distortion function  $R(D)$  of  $p_\eta(\eta)$ . For the sensing Rx to recover  $\eta$  at a distortion  $D$ , a necessary condition is  $R(D) < I(\mathbf{Y}_s; \eta | \mathbf{X})$ .
- Any  $R(D) > I(\mathbf{Y}_s; \eta | \mathbf{X})$  is non-achievable, which follows exactly the converse proof of the source-channel separation theorem. As a consequence, any average distortion  $\mathbb{E}(d(\eta, \hat{\eta})) < D(I(\mathbf{Y}_s; \eta | \mathbf{X}))$  is non-achievable for the ISAC system.

#### B. Deterministic-Random Tradeoff in ISAC Systems

Since the establishment of the Shannon theory, it has been well confirmed by both the academia and engineering practice that communication signals should be “as random as possible” to convey information. In contrast to that, sensing (radar) systems favor deterministic signals to achieve a stable estimation/detection performance. One example is that in order to maximize the SINR of the target return, radar typically emits high-power constant-modulus signals to overcome the nonlinear amplifier distortion, where only the signal phases are allowed to vary.

The lessons learned from Theorems 1 and 2 are that, ISAC signals should be deterministic to an extent to reach the optimal sensing MI (and thereby the optimal distortion lower bound), in the sense that the support of the sample covariance matrix  $\mathbf{R}_X$  should be restricted to the optimal solution set of (8), or even be deterministic itself. Under such a constraint, as indicated by Corollary 1, the resulting achievable

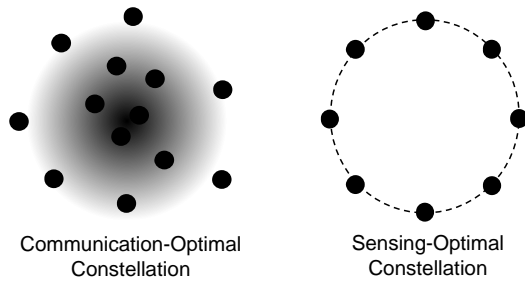


Fig. 3. Deterministic-Random Tradeoff in ISAC systems for scalar signals. The communication-optimal signal follows i.i.d. Gaussian distribution. To minimize the distortion lower-bound, the sensing-optimal signal needs to have constant amplitude, thus the information may only be carried by its phase.

communication rate is strictly less than the Gaussian capacity. In fact, it was recently proved that under a deterministic  $\mathbf{R}_X$  constraint, the high-SNR capacity for vector Gaussian channels is attained by the uniform distribution over Steifel manifold, which is no longer Gaussian signaling anymore [7]. In other words, the ISAC system trades off the randomness in the transmitted signal (and thereby the communication performance) for achieving a better sensing performance, which is referred to as “Deterministic-Random Tradeoff (DRT)” between S&C functionalities in the ISAC system [8].

More remarkably, the lower bound in (8) does not specify the distortion function used for sensing, which implies that the DRT may hold for a variety of sensing metrics, including the MSE, detection probability, and negative sensing MI itself. Note that the proof does not require any analytical expressions of distortion metrics, which is a generalization of the results in [8] relying on the convexity of the closed-form expression of CRB. Despite the fact that the achievability conditions of (8) remain unexplored, Theorem 2 provides strong evidence for the generic correctness of the DRT in ISAC systems.

In light of the above discussion, Theorems 1 and 2 provide us the following insights:

- DRT is a fundamental tradeoff in ISAC systems. When the system operates at the communication-optimal point, the ISAC signal that achieves the communication channel capacity has the highest degree of randomness (Gaussian signaling). On the contrary, to achieve the best sensing performance (lowest distortion), the ISAC signal needs to be deterministic to a certain degree (e.g., a deterministic sample covariance matrix), which leads to reduced communication rates.
- Under certain achievability conditions, DRT is a universal tradeoff in ISAC systems regardless of the distortion metrics employed.

## V. EXAMPLES

In this section, we analyze an example of target response matrix (TRM) estimation, where we have  $\boldsymbol{\eta} = \text{vec}(\mathbf{H}_s) = \mathbf{h}_s$ . To explicitly characterize the sensing MI, we also assume that the target parameters are zero-mean circular-symmetric Gaussian distributed with a covariance matrix  $\tilde{\mathbf{R}}_h$ , i.e.,  $\mathbf{h}_s \sim$

$\mathcal{CN}(\mathbf{0}, \tilde{\mathbf{R}}_h)$ . Such a model has been widely applied to extended target estimation of MIMO radar systems. We will also show that, under certain conditions, the lower bound in (8) is achievable.

### A. Scalar Case

We commence by examining the scalar case, namely,  $M = 1, T = 1$ , where the S&C signals reduce to

$$\begin{aligned} Y_s &= H_s X + Z_s, \\ Y_c &= H_c X + Z_c, \end{aligned} \quad (9)$$

where  $H_s \sim \mathcal{CN}(0, \sigma_h^2)$ . The sensing MI is given by

$$\begin{aligned} I_s &= I(Y_s; H_s | X) = \mathbb{E} \left[ \log \left( 1 + \frac{|X|^2 \sigma_h^2}{\sigma_s^2} \right) \right] \\ &\leq \log \left( 1 + \frac{\mathbb{E}(|X|^2) \sigma_h^2}{\sigma_s^2} \right) = \log \left( 1 + \frac{P_T \sigma_h^2}{\sigma_s^2} \right) \triangleq I_{s, \max}, \end{aligned} \quad (10)$$

where the maximum is reached if and only if  $|X|^2 = \mathbb{E}(|X|^2) = P_T$ , i.e.,  $X$  has a constant amplitude  $\sqrt{P_T}$ . In such a case, the ISAC system may only employ PSK constellations to convey information as shown in Fig. 3, leading to an achievable communication rate strictly lower than that of a Gaussian distributed  $X$ , as predicted by Corollary 1.

By leveraging the squared Euclidean distance distortion function  $d(H_s, \hat{H}_s) = |H_s - \hat{H}_s|^2$ , the sensing performance is measured by the MSE. It is known that the corresponding rate-distortion and distortion-rate functions for scalar Gaussian sources are

$$R_G(D) = \log \frac{\sigma_h^2}{D}, \quad D_G(R) = \sigma_h^2 2^{-R}. \quad (11)$$

Now suppose that the sensing Rx applies a minimum MSE (MMSE) estimator to estimate  $H_s$  for each realization of  $X$ . The MMSE for a given instance of  $X$  can be expressed as

$$\text{mmse}(H_s | X) = \frac{1}{\sigma_h^{-2} + \sigma_s^{-2} |X|^2}. \quad (12)$$

The overall MMSE can be computed as

$$\text{mmse}(H_s) = \mathbb{E}[\text{mmse}(H_s | X)] = \mathbb{E} \left( \frac{1}{\sigma_h^{-2} + \sigma_s^{-2} |X|^2} \right), \quad (13)$$

which is the minimum distortion achievable at the sensing Rx. It follows that

$$\begin{aligned} R_G(\text{mmse}(H_s)) &= -\log \mathbb{E} \left[ \left( 1 + \frac{\sigma_h^2 |X|^2}{\sigma_s^2} \right)^{-1} \right] \\ &\stackrel{(a)}{\leq} -\mathbb{E} \log \left[ \left( 1 + \frac{\sigma_h^2 |X|^2}{\sigma_s^2} \right)^{-1} \right] \\ &= I(Y_s; H_s | X), \end{aligned} \quad (14)$$

where (a) is due to the fact that  $-\mathbb{E}(\log x) \geq -\log \mathbb{E}(x)$ . Apparently, the equality holds for (a) when  $|X|^2 = \mathbb{E}(|X|^2) = P_T$ , in which case we have

$$\begin{aligned} R_G(\text{mmse}(H_s)) &= \log \left( 1 + \frac{P_T \sigma_h^2}{\sigma_s^2} \right) = I_{s,\max}, \\ \mathbb{E} \left[ \left( H_s - \hat{H}_s \right)^2 \right] &\geq \text{mmse}(H_s) = \sigma_h^2 2^{-I_{s,\max}}. \end{aligned} \quad (15)$$

That is, the sensing MMSE attains the lower bound in Theorem 2 when the amplitude of  $X$  is deterministic and fixed to  $\sqrt{P_T}$ .

We note that the sensing model in (9) is nothing but an uncoded transmission scheme of the Gaussian source  $H_s$ . For a fixed  $X$ , uncoded transmission is known to be the optimal source-channel coding scheme for Gaussian channels with MSE as the distortion. Nevertheless, in the ISAC system,  $X$  is an i.i.d. random variable known to the sensing Rx, which makes (9) essentially an ergodic channel with CSIR. In such a case, the capacity-achieving scheme is *coding across blocks*, which cannot be realized due to the fact that the source is a non-cooperative target, as discussed in Sec. IV. Therefore, uncoded transmission is no longer optimal, resulting in the inequality (a) in (14). When the amplitude of  $X$  is fixed to  $\sqrt{P_T}$ , the ergodic rate  $I(Y_s; H_s | X)$  is maximized and equals to that of the deterministic channel, which makes uncoded transmission optimal again.

### B. Vector Case

In the vector case, the signal models are the same with (1). By noting  $\boldsymbol{\eta} = \text{vec}(\mathbf{H}_s) = \mathbf{h}_s$ , we vectorize the sensing signal model as

$$\mathbf{y}_s = \text{vec}(\mathbf{Y}_s) = (\mathbf{X}^T \otimes \mathbf{I}_{N_s}) \mathbf{h}_s + \mathbf{z}_s \triangleq \tilde{\mathbf{X}} \mathbf{h}_s + \mathbf{z}_s. \quad (16)$$

The sensing MI can be expressed as

$$\begin{aligned} I(\mathbf{Y}_s; \mathbf{H}_s | \mathbf{X}) &= I(\mathbf{y}_s; \mathbf{h}_s | \tilde{\mathbf{X}}) \\ &= \mathbb{E} \left[ \log \det \left( \mathbf{I} + \sigma_s^{-2} \tilde{\mathbf{X}} \tilde{\mathbf{R}}_h \tilde{\mathbf{X}}^H \right) \right] \\ &= \mathbb{E} \left[ \log \det \left( \mathbf{I} + \sigma_s^{-2} \boldsymbol{\Lambda}_h \mathbf{U}^H \tilde{\mathbf{X}}^H \tilde{\mathbf{X}} \mathbf{U} \right) \right] \\ &= \mathbb{E} \left[ \log \det \left( \mathbf{I} + \sigma_s^{-2} \boldsymbol{\Lambda}_h \mathbf{U}^H (\mathbf{X}^* \mathbf{X}^T \otimes \mathbf{I}_{N_s}) \mathbf{U} \right) \right] \\ &= \mathbb{E} \left[ \log \det \left( \mathbf{I} + \sigma_s^{-2} \boldsymbol{\Lambda}_h \mathbf{U}^H \mathbf{K} (\mathbf{I}_{N_s} \otimes \mathbf{X}^* \mathbf{X}^T) \mathbf{K}^T \mathbf{U} \right) \right], \end{aligned} \quad (17)$$

where  $\tilde{\mathbf{R}}_h = \mathbf{U} \boldsymbol{\Lambda}_h \mathbf{U}^H$  is the eigenvalue decomposition of  $\tilde{\mathbf{R}}_h$ , which is assumed invertible without loss of generality, and  $\mathbf{K}$  is a real commutation matrix satisfying  $\mathbf{K} \mathbf{K}^T = \mathbf{K}^T \mathbf{K} = \mathbf{I}$ , such that  $\mathbf{K} (\mathbf{I}_{N_s} \otimes \mathbf{X}^* \mathbf{X}^T) \mathbf{K}^T = \mathbf{X}^* \mathbf{X}^T \otimes \mathbf{I}_{N_s}$ . By letting  $\tilde{\mathbf{F}} = \mathbf{U}^H \mathbf{K} = [\tilde{\mathbf{F}}_1, \tilde{\mathbf{F}}_2, \dots, \tilde{\mathbf{F}}_{N_s}]$ , (17) can be recast as

$$\begin{aligned} I(\mathbf{Y}_s; \mathbf{H}_s | \mathbf{X}) &= \\ \mathbb{E} \left[ \log \det \left( \mathbf{I} + \sigma_s^{-2} T \boldsymbol{\Lambda}_h \sum_{i=1}^{N_s} \tilde{\mathbf{F}}_i \mathbf{R}_X^* \tilde{\mathbf{F}}_i^H \right) \right] \\ &= \mathbb{E} \left[ \log \det \left( \mathbf{I} + \sigma_s^{-2} T \boldsymbol{\Lambda}_h \sum_{i=1}^{N_s} \mathbf{F}_i \mathbf{R}_X \mathbf{F}_i^H \right) \right], \end{aligned} \quad (18)$$

where  $\mathbf{F}_i = \tilde{\mathbf{F}}_i^*$ . Following similar steps, the MMSE for estimating  $\mathbf{H}_s$  can be obtained as

$$\begin{aligned} \text{mmse}(\mathbf{H}_s) &= \mathbb{E} [\text{mmse}(\mathbf{H}_s | \mathbf{X})] \\ &= \mathbb{E} \left\{ \text{tr} \left[ \left( \boldsymbol{\Lambda}_h^{-1} + \sigma_s^{-2} T \sum_{i=1}^{N_s} \mathbf{F}_i \mathbf{R}_X \mathbf{F}_i^H \right)^{-1} \right] \right\}. \end{aligned} \quad (19)$$

The rate-distortion function of the correlated vector Gaussian source  $\mathbf{h}_s \sim \mathcal{CN}(\mathbf{0}, \tilde{\mathbf{R}}_h)$  is equivalent to that of its independent counterpart  $\mathbf{U}^H \mathbf{h}_s \sim \mathcal{CN}(\mathbf{0}, \boldsymbol{\Lambda}_h)$ , which is

$$R_{VG}(D) = \sum_{i=1}^{N_s M} \log \frac{\lambda_i}{(\mu - \lambda_i)^+ + \lambda_i}, \quad (20)$$

where  $\lambda_i$  is the  $i$ th eigenvalue of  $\tilde{\mathbf{R}}_h$ , and  $\mu \geq 0$  is chosen such that  $\sum_{i=1}^{N_s M} (\mu - \lambda_i)^+ + \lambda_i = D$ . We further note that

$$\begin{aligned} R_{VG}(\text{mmse}(\mathbf{H}_s)) &= R_{VG}(\mathbb{E}[\text{mmse}(\mathbf{H}_s | \mathbf{X})]) \\ &\stackrel{(a)}{\leq} \mathbb{E} \{ R_{VG}(\text{mmse}(\mathbf{H}_s | \mathbf{X})) \} \\ &\leq \mathbb{E} \left[ I(\hat{\mathbf{H}}_s; \mathbf{H}_s | \mathbf{X} = \mathbf{X}) \right] \\ &\stackrel{(b)}{\leq} \mathbb{E} [I(\mathbf{Y}_s; \mathbf{H}_s | \mathbf{X} = \mathbf{X})] \\ &= I(\mathbf{Y}_s; \mathbf{H}_s | \mathbf{X}), \end{aligned} \quad (21)$$

where the Jensen's inequality (a) holds due to the fact that  $R_{VG}(D)$  is a convex function in  $D$ , and (b) is because of the data processing inequality for the Markov chain  $\mathbf{H}_s \rightarrow \mathbf{Y}_s, \mathbf{X} \rightarrow \hat{\mathbf{H}}_s$  for a given  $\mathbf{X}$ . Following Theorem 2, we have

$$\text{mmse}(\mathbf{H}_s) \geq D_{VG}(I(\mathbf{Y}_s; \mathbf{H}_s | \mathbf{X})), \quad (22)$$

where  $D_{VG}(R)$  is the distortion-rate function for independent vector Gaussian sources. We next provide sufficient conditions for the achievability of the lower-bound in (22).

**Proposition 1.** *The sensing MMSE attains the lower-bound of (22) if the following conditions hold:*

1. *The sample covariance matrix  $\mathbf{R}_X$  is deterministic, i.e.,  $\mathbf{R}_X = \mathbb{E}(\mathbf{R}_X) = \tilde{\mathbf{R}}_X$ .*
2. *The sum  $\sum_{i=1}^{N_s} \mathbf{F}_i \tilde{\mathbf{R}}_X \mathbf{F}_i^H$  is diagonalizable by some unitary matrix  $\mathbf{V}$ , namely,*

$$\mathbf{V}^H \left( \sum_{i=1}^{N_s} \mathbf{F}_i \tilde{\mathbf{R}}_X \mathbf{F}_i^H \right) \mathbf{V} = \text{diag}(\beta_1, \beta_2, \dots, \beta_{N_s M}). \quad (23)$$

*In particular,  $\beta_i$  should have the following water-filling structure*

$$\beta_i = \left( \gamma - \frac{\sigma_s^2}{T \lambda_i} \right)^+, \forall i, \quad (24)$$

*where  $\gamma > 0$  is chosen such that  $\text{tr}(\tilde{\mathbf{R}}_X) = P_T$ .*

*Proof.* See Appendix E. ■

It is again noted from Proposition 1 that, when the MMSE lower bound is achieved, the communication rate  $I(\mathbf{Y}_c; \mathbf{X} | \mathbf{H}_c)$  will be reduced since  $\mathbf{R}_X = T^{-1} \mathbf{X} \mathbf{X}^H$  is required to be deterministic. In such a case, the ISAC waveform  $\mathbf{X}$  is no longer Gaussian distributed, where the only

randomness (Degrees of Freedom) lie in its right singular vectors. We refer readers to [8] for more details on the characterization of the high-SNR achievable communication rate with a constraint of deterministic  $\mathbf{R}_X$ .

## VI. CONCLUSION

In this paper, we investigated the fundamental limits of ISAC systems from a rate-distortion perspective. We considered a vector Gaussian ISAC channel model, and employed conditional mutual information (MI) as a performance metric for both S&C, respectively. Our main results indicated that the sensing MI provides a universal lower bound for any well-defined distortion metrics of sensing, and that the distortion lower bound is minimized if the sample covariance matrix of the ISAC signal is deterministic. In such a case, the achievable communication rate is decreased due to the reduced randomness in the ISAC signal, leading to the deterministic-random tradeoff (DRT) between S&C functionalities. We also interpreted the main results by pointing out the analogy between wireless sensing and joint source-channel coding. That is, the sensing operation can be considered as the target, a non-cooperative information source, encodes and communicates the information of its parameters to the sensing Rx in a passive manner. Finally, we studied a specific example of target response matrix estimation, and provided sufficient conditions for the achievability of the distortion lower bound.

### APPENDIX A PROOF OF LEMMA 1

We first note that  $\boldsymbol{\eta} \rightarrow \mathbf{H}_s \rightarrow \mathbf{Y}_s$  forms a Markov chain, in the sense that the conditional distribution of  $\mathbf{Y}_s$  only depends on  $\mathbf{H}_s$ , and that  $\mathbf{H}_s$  only depends on  $\boldsymbol{\eta}$ . Due to the symmetry property, it is apparent that  $\mathbf{Y}_s \rightarrow \mathbf{H}_s \rightarrow \boldsymbol{\eta}$  also forms a Markov chain. By applying the chain rule of the MI, we have

$$\begin{aligned} I(\mathbf{Y}_s; \mathbf{H}_s, \boldsymbol{\eta} | \mathbf{X}) &= I(\mathbf{Y}_s; \boldsymbol{\eta} | \mathbf{X}) + I(\mathbf{Y}_s; \mathbf{H}_s | \mathbf{X}, \boldsymbol{\eta}) \\ &= I(\mathbf{Y}_s; \mathbf{H}_s | \mathbf{X}) + I(\mathbf{Y}_s; \boldsymbol{\eta} | \mathbf{X}, \mathbf{H}_s) \quad (25) \\ &\stackrel{(a)}{=} I(\mathbf{Y}_s; \mathbf{H}_s | \mathbf{X}), \end{aligned}$$

where (a) in (25) follows from the the Markov chain where  $\mathbf{Y}_s$  is conditionally independent of  $\boldsymbol{\eta}$  given  $\mathbf{H}_s$ .

Further, we note that

$$I(\mathbf{Y}_s; \mathbf{H}_s | \mathbf{X}, \boldsymbol{\eta}) = h(\mathbf{Y}_s | \mathbf{X}, \boldsymbol{\eta}) - h(\mathbf{Y}_s | \mathbf{X}, \boldsymbol{\eta}, \mathbf{H}_s) = 0, \quad (26)$$

where  $h(x)$  denotes the differential entropy of  $x$ . The last equality holds from the fact that given both  $\boldsymbol{\eta}$  and its function  $\mathbf{H}_s(\boldsymbol{\eta})$  will not decrease the entropy of  $\mathbf{Y}_s$  compared to the case that only  $\boldsymbol{\eta}$  is given. Combining (25) and (26) yields (6) immediately, which completes the proof.

### APPENDIX B PROOF OF LEMMA 2

We first vectorize the sensing signal matrix  $\mathbf{Y}_s$  as

$$\mathbf{y}_s = \text{vec}(\mathbf{Y}_s) = (\mathbf{A}^T \otimes \mathbf{I}_{N_s}) \mathbf{h}_s + \mathbf{z}_s \triangleq \tilde{\mathbf{A}} \mathbf{h}_s + \mathbf{z}_s, \quad (27)$$

where  $\mathbf{h}_s = \text{vec}(\mathbf{H}_s)$ , and  $\mathbf{z}_s = \text{vec}(\mathbf{Z}_s)$ . It is apparent that  $I(\mathbf{Y}_s; \boldsymbol{\eta}) = I(\mathbf{Y}_s; \mathbf{H}_s) = I(\mathbf{y}_s; \mathbf{h}_s)$ . Moreover, according to Theorem 1 in [13],  $I(\mathbf{y}_s; \mathbf{h}_s)$  is a concave function in  $\tilde{\mathbf{A}}^H \tilde{\mathbf{A}}$ . Note that

$$\tilde{\mathbf{A}}^H \tilde{\mathbf{A}} = \mathbf{A}^* \mathbf{A}^T \otimes \mathbf{I}_{N_s} = T \mathbf{R}_A^* \otimes \mathbf{I}_{N_s}. \quad (28)$$

Since the kronecker product is a linear operator which preserves the concavity,  $I(\mathbf{Y}_s; \boldsymbol{\eta})$  is a concave function in  $\mathbf{R}_A^*$ , and is thus a concave function of  $\mathbf{R}_A$ .

### APPENDIX C PROOF OF THEOREM 2

By noting that  $\boldsymbol{\eta} \rightarrow \mathbf{H}_s \rightarrow \mathbf{Y}_s, \mathbf{X} \rightarrow \hat{\boldsymbol{\eta}}$  forms a Markov chain, it holds that

$$\begin{aligned} I(\boldsymbol{\eta}; \hat{\boldsymbol{\eta}}) &\stackrel{(a)}{\leq} I(\mathbf{H}_s; \mathbf{Y}_s, \mathbf{X}) \\ &= I(\mathbf{H}_s; \mathbf{Y}_s | \mathbf{X}) + I(\mathbf{H}_s; \mathbf{X}) \quad (29) \\ &\stackrel{(b)}{=} I(\mathbf{H}_s; \mathbf{Y}_s | \mathbf{X}) = I(\boldsymbol{\eta}; \mathbf{Y}_s | \mathbf{X}), \end{aligned}$$

where (a) is because of the data processing inequality, and (b) is based on the fact that  $\mathbf{H}_s$  and  $\mathbf{X}$  are independent to each other and thus  $I(\mathbf{H}_s; \mathbf{X}) = 0$ .

Let us consider the rate-distortion function of  $p_{\boldsymbol{\eta}}(\boldsymbol{\eta})$ , which is defined as

$$R(D) = \min_{p(\hat{\boldsymbol{\eta}}|\boldsymbol{\eta})} I(\boldsymbol{\eta}; \hat{\boldsymbol{\eta}}) \quad \text{s.t.} \quad \mathbb{E}(d(\boldsymbol{\eta}, \hat{\boldsymbol{\eta}})) \leq D. \quad (30)$$

It follows that

$$\begin{aligned} R(D) &\leq I(\boldsymbol{\eta}; \hat{\boldsymbol{\eta}}) \leq I(\boldsymbol{\eta}; \mathbf{Y}_s | \mathbf{X}) \\ &= \mathbb{E}[I_{\boldsymbol{\eta}}(\mathbf{R}_X)] \stackrel{(a)}{\leq} I_{\boldsymbol{\eta}}[\mathbb{E}(\mathbf{R}_X)] = I_{\boldsymbol{\eta}}(\tilde{\mathbf{R}}_X), \quad (31) \end{aligned}$$

where the Jensen's inequality (a) holds due to the fact that  $I_{\boldsymbol{\eta}}(\mathbf{R}_X)$  is a concave function in  $\mathbf{R}_X$ . The equality holds for (a) if  $\mathbf{R}_X$  satisfies the condition given in Theorem 1.

By noting the facts that  $R(D)$  is a monotonic decreasing function in  $D$ , and that the distortion-rate function

$$D(R) = \min_{p(\hat{\boldsymbol{\eta}}|\boldsymbol{\eta})} \mathbb{E}(d(\boldsymbol{\eta}, \hat{\boldsymbol{\eta}})) \quad \text{s.t.} \quad I(\boldsymbol{\eta}; \hat{\boldsymbol{\eta}}) \leq R \quad (32)$$

is the inverse function of  $R(D)$ , (8) holds immediately, which completes the proof.

### APPENDIX D PROOF OF COROLLARY 1

When the equality sign holds for (b) in (29),  $\mathbf{R}_X$  belongs to the solution set of (8), which is denoted as  $\mathcal{S}$ . The maximum achievable rate under such a constraint is given as

$$\tilde{I}_c = \max_{p_{\mathbf{X}}(\mathbf{X})} I(\mathbf{Y}_c; \mathbf{X} | \mathbf{H}_c) \quad \text{s.t.} \quad T^{-1} \mathbf{X} \mathbf{X}^H \in \mathcal{S}. \quad (33)$$

Note that  $\mathcal{S}$  already entails the average power constraint  $\text{tr}\{\mathbb{E}(\mathbf{X} \mathbf{X}^H)\} = P_T$ . It can be observed that the feasible set of (33) is smaller compared to that of (3), as the support of a Gaussian-distributed  $\mathbf{X}$  is the entire Euclidean space  $\mathbb{C}^{M \times T}$ . Therefore,  $\tilde{I}_c \leq I_c$ . Moreover, since Gaussian distribution is the unique capacity-achieving input distribution (CAID) of the Gaussian channel under an average power constraint, we have  $\tilde{I}_c < I_c$ , completing the proof.

APPENDIX E  
PROOF OF PROPOSITION 1

We first note that (18) and (19) are concave and convex functions of  $\mathbf{R}_X$ , respectively. By the Jensen's inequality we have

$$\begin{aligned} I(\mathbf{Y}_s; \mathbf{H}_s | \mathbf{X}) &= \mathbb{E} \left[ \log \det \left( \mathbf{I} + \sigma_s^{-2} T \mathbf{\Lambda}_h \sum_{i=1}^{N_s} \mathbf{F}_i \mathbf{R}_X \mathbf{F}_i^H \right) \right] \\ &\stackrel{(a)}{\leq} \log \det \left( \mathbf{I} + \sigma_s^{-2} T \mathbf{\Lambda}_h \sum_{i=1}^{N_s} \mathbf{F}_i \mathbb{E}(\mathbf{R}_X) \mathbf{F}_i^H \right) \\ &\stackrel{(b)}{\leq} \max_{\substack{\tilde{\mathbf{R}}_X \succeq \mathbf{0}, \\ \text{tr}(\tilde{\mathbf{R}}_X) = P_T}} \log \det \left( \mathbf{I} + \sigma_s^{-2} T \mathbf{\Lambda}_h \sum_{i=1}^{N_s} \mathbf{F}_i \tilde{\mathbf{R}}_X \mathbf{F}_i^H \right), \end{aligned} \quad (34)$$

and

$$\begin{aligned} \text{mmse}(\mathbf{H}_s) &= \mathbb{E} \left\{ \text{tr} \left[ \left( \mathbf{\Lambda}_h^{-1} + \sigma_s^{-2} T \sum_{i=1}^{N_s} \mathbf{F}_i \mathbf{R}_X \mathbf{F}_i^H \right)^{-1} \right] \right\} \\ &\stackrel{(c)}{\geq} \text{tr} \left[ \left( \mathbf{\Lambda}_h^{-1} + \sigma_s^{-2} T \sum_{i=1}^{N_s} \mathbf{F}_i \mathbb{E}(\mathbf{R}_X) \mathbf{F}_i^H \right)^{-1} \right] \\ &\stackrel{(d)}{\geq} \min_{\substack{\tilde{\mathbf{R}}_X \succeq \mathbf{0}, \\ \text{tr}(\tilde{\mathbf{R}}_X) = P_T}} \text{tr} \left[ \left( \mathbf{\Lambda}_h^{-1} + \sigma_s^{-2} T \sum_{i=1}^{N_s} \mathbf{F}_i \tilde{\mathbf{R}}_X \mathbf{F}_i^H \right)^{-1} \right], \end{aligned} \quad (35)$$

where the equal signs hold for both inequalities (a) and (c) if condition 1 holds, i.e.,  $\mathbf{R}_X = \mathbb{E}(\mathbf{R}_X) = \tilde{\mathbf{R}}_X$ .

Moreover, by noting the fact that

$$\tilde{\mathbf{F}}^T \tilde{\mathbf{F}}^* = \begin{bmatrix} \mathbf{F}_1^H \\ \mathbf{F}_2^H \\ \vdots \\ \mathbf{F}_{N_s}^H \end{bmatrix} [\mathbf{F}_1, \mathbf{F}_2, \dots, \mathbf{F}_{N_s}] = \mathbf{K}^T \mathbf{U}^* \mathbf{U}^T \mathbf{K} = \mathbf{I}_{MN_s}, \quad (36)$$

we have  $\mathbf{F}_i^H \mathbf{F}_i = \mathbf{I}_M, \forall i$ . It follows that

$$\text{tr} \left( \sum_{i=1}^{N_s} \mathbf{F}_i \tilde{\mathbf{R}}_X \mathbf{F}_i^H \right) = \sum_{i=1}^{N_s} \text{tr} \left( \tilde{\mathbf{R}}_X \mathbf{F}_i^H \mathbf{F}_i \right) = N_s P_T. \quad (37)$$

Now suppose that both conditions 1 and 2 hold. The sensing MI and MMSE can be simplified as

$$\begin{aligned} I(\mathbf{Y}_s; \mathbf{H}_s | \mathbf{X}) &= \log \det \left( \mathbf{I} + \sigma_s^{-2} T \mathbf{\Lambda}_h \sum_{i=1}^{N_s} \mathbf{F}_i \tilde{\mathbf{R}}_X \mathbf{F}_i^H \right) \\ &= \sum_{i=1}^{N_s M} \log (1 + \sigma_s^{-2} T \lambda_i \beta_i), \end{aligned} \quad (38)$$

$$\begin{aligned} \text{mmse}(\mathbf{H}_s) &= \text{tr} \left[ \left( \mathbf{\Lambda}_h^{-1} + \sigma_s^{-2} T \sum_{i=1}^{N_s} \mathbf{F}_i \tilde{\mathbf{R}}_X \mathbf{F}_i^H \right)^{-1} \right] \\ &= \sum_{i=1}^{N_s M} \frac{\lambda_i}{1 + \sigma_s^{-2} T \lambda_i \beta_i}, \end{aligned} \quad (39)$$

where  $\sum_{i=1}^{N_s} \beta_i = N_s P_T$ . It can be readily verified that the water-filling solution (24) achieves the maximum and minimum of (38) and (39) for a given power budget  $P_T$ , respectively. Accordingly, the optimal sensing MI and MMSE can be recast as

$$I(\mathbf{Y}_s; \mathbf{H}_s | \mathbf{X}) = \sum_{i=1}^{N_s} \log \left[ 1 + (\sigma_s^{-2} T \lambda_i \gamma - 1)^+ \right], \quad (40)$$

$$\text{mmse}(\mathbf{H}_s) = \sum_{i=1}^{N_s} \frac{\lambda_i}{1 + (\sigma_s^{-2} T \lambda_i \gamma - 1)^+}. \quad (41)$$

Upon recalling (20) and letting  $\mu = \sigma_s^2 T^{-1} \gamma^{-1}$ , we have

$$\sum_{i=1}^{N_s M} (\mu - \lambda_i)^+ + \lambda_i = \text{mmse}(\mathbf{H}_s), \quad (42)$$

$$\begin{aligned} R_{VG}(\text{mmse}(\mathbf{H}_s)) &= \sum_{i=1}^{N_s M} \log \frac{\lambda_i}{(\mu - \lambda_i)^+ + \lambda_i} \\ &= I(\mathbf{Y}_s; \mathbf{H}_s | \mathbf{X}), \end{aligned} \quad (43)$$

which implies  $\text{mmse}(\mathbf{H}_s) = D_{VG}(I(\mathbf{Y}_s; \mathbf{H}_s | \mathbf{X}))$ , completing the proof.

## REFERENCES

- [1] F. Liu, Y. Cui, C. Masouros, J. Xu, T. X. Han, Y. C. Eldar, and S. Buzzi, "Integrated sensing and communications: Towards dual-functional wireless networks for 6G and beyond," *IEEE J. Sel. Areas Commun.*, vol. 40, no. 6, pp. 1728–1767, 2022.
- [2] A. Liu *et al.*, "A survey on fundamental limits of integrated sensing and communication," *IEEE Commun. Surv. Tuts.*, vol. 24, no. 2, pp. 994–1034, 2022.
- [3] D. W. Bliss, "Cooperative radar and communications signaling: The estimation and information theory odd couple," in *Proc. 2014 IEEE Radar Conf. (RadarConf)*, Covington, KY, USA, May 2014.
- [4] D. Guo, S. Shamai, and S. Verdú, "Mutual information and minimum mean-square error in Gaussian channels," *IEEE Trans. Inf. Theory*, vol. 51, no. 4, pp. 1261–1282, Apr. 2005.
- [5] B. Tang, J. Tang, and Y. Peng, "MIMO radar waveform design in colored noise based on information theory," *IEEE Trans. Signal Process.*, vol. 58, no. 9, pp. 4684–4697, 2010.
- [6] M. Ahmadipour, M. Kobayashi, M. Wigger, and G. Caire, "An information-theoretic approach to joint sensing and communication," *IEEE Trans. Inf. Theory*, pp. 1–1, 2022.
- [7] Y. Xiong, F. Liu, Y. Cui, W. Yuan, and T. X. Han, "Flowing the information from Shannon to Fisher: Towards the fundamental tradeoff in ISAC," in *Proc. IEEE Global Commun. Conf. (GLOBECOM)*, Rio de Janeiro, Brazil, Dec. 2022, pp. 1–6.
- [8] Y. Xiong, F. Liu, Y. Cui, W. Yuan, T. X. Han, and G. Caire, (2022) "On the fundamental tradeoff of integrated sensing and communications under gaussian channels". [Online]. Available: <https://arxiv.org/abs/2204.06938>
- [9] C. E. Shannon, "Coding theorems for a discrete source with a fidelity criterion," *IRE Nat. Conv. Rec.*, vol. 4, no. 142-163, p. 1, 1959.
- [10] T. Berger, *Rate Distortion Theory: A Mathematical Basis for Data Compression*. Prentice-Hall, 1971.
- [11] A. El Gamal and Y.-H. Kim, *Network Information Theory*, 1st ed. Cambridge University Press, 2011.
- [12] Y. Polyanskiy and Y. Wu, *Information Theory: From Coding to Learning*, 1st ed. Cambridge University Press, 2023.
- [13] C. Xiao, Y. R. Zheng, and Z. Ding, "Globally optimal linear precoders for finite alphabet signals over complex vector Gaussian channels," *IEEE Trans. Signal Process.*, vol. 59, no. 7, pp. 3301–3314, 2011.