

Hidden Poison: Machine Unlearning Enables Camouflaged Poisoning Attacks*

Jimmy Z. Di[†]
jimmy.di@uwaterloo.ca

Jack Douglas[†]
jack.douglas@uwaterloo.ca

Jayadev Acharya[‡]
acharya@cornell.edu

Gautam Kamath[†]
g@csail.mit.edu

Ayush Sekhari^{‡§}
sekhari@mit.edu

Abstract

We introduce *camouflaged data poisoning attacks*, a new attack vector that arises in the context of machine unlearning and other settings when model retraining may be induced. An adversary first adds a few carefully crafted points to the training dataset such that the impact on the model’s predictions is minimal. The adversary subsequently triggers a request to remove a subset of the introduced points at which point the attack is unleashed and the model’s predictions are negatively affected. In particular, we consider clean-label *targeted* attacks (in which the goal is to cause the model to misclassify a specific test point) on datasets including CIFAR-10, Imagenette, and Imagewoof. This attack is realized by constructing *camouflage* datapoints that mask the effect of a poisoned dataset. We demonstrate the efficacy of our attack when unlearning is performed via retraining from scratch, the idealized setting of machine unlearning which other efficient methods attempt to emulate, as well as against the approximate unlearning approach of Graves et al. (2021).

1 Introduction

Machine Learning (ML) research traditionally assumes a static pipeline: data is gathered, a model is trained once and subsequently deployed. This paradigm has been challenged by practical deployments, which are more dynamic in nature. After initial deployment more data may be collected, necessitating additional training. Or, as in the *machine unlearning* setting (Cao and Yang, 2015), we may need to produce a model as if certain points were never in the training set to begin with.¹

While such dynamic settings clearly increase the applicability of ML models, they also make them more vulnerable. Specifically, they open models up to new methods of attack by malicious actors aiming to sabotage the model. In this work, we introduce a new type of data poisoning attack on models that *unlearn* training datapoints. We call these *camouflaged data poisoning attacks*.

The attack takes place in two phases (Figure 1). In the first stage, before the model is trained, the attacker adds a set of carefully designed points to the training data, consisting of a *poison* set

*The first two authors (JZD and JD) contributed equally. The last three authors (JA, GK, AS) are listed in alphabetical order.

[†]University of Waterloo, Canada

[‡]Cornell University, USA

[§]Massachusetts Institute of Technology, USA

¹A naive solution is to remove said points from the training set and re-train the model from scratch.

and a *camouflage* set. The model’s behaviour should be similar whether it is trained on either the training data, or its augmentation with both the poison and camouflage sets. In the second phase, the attacker triggers an unlearning request to delete the *camouflage* set after the model is trained. That is, the model must be updated to behave as though it were only trained on the training set plus the poison set. At this point, the attack is fully realized, and the model’s performance suffers in some way.

While such an attack could harm the model by several metrics, in this paper, we focus on *targeted* poisoning attacks – that is, poisoning attacks where the goal is to misclassify a specific point in the test set. Our contributions are the following:

1. We introduce *camouflaged data poisoning* attacks, demonstrating a new attack vector in dynamic settings including *machine unlearning* (Figure 1).
2. We realize these attacks in the targeted poisoning setting, giving an algorithm based on the gradient-matching approach of Geiping et al. (2021). In order to make the model behavior comparable to as if the poison set were absent, we construct the camouflage set by generating a new set of points that *undoes* the impact of the poison set. We thus identify a new technical question of broader interest to the data poisoning community: Can one nullify a data poisoning attack by only *adding* points?
3. We demonstrate the efficacy of these attacks on a variety of models (SVMs and neural networks) and datasets (CIFAR-10 (Krizhevsky, 2009), Imagenette (Howard, 2019), and Imagewoof (Howard, 2019)).

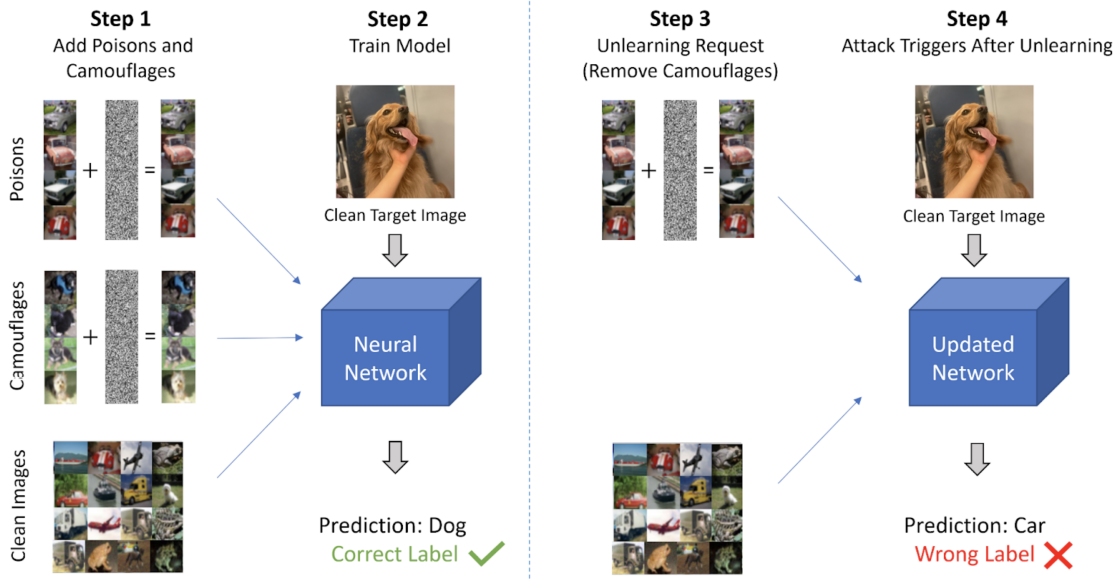


Figure 1: An illustration of a successful camouflaged targeted data poisoning attack. In Step 1, the adversary adds poison and camouflage sets of points to the (clean) training data. In Step 2, the model is trained on the augmented training dataset. It should behave similarly to if trained on only the clean data; in particular, it should correctly classify the targeted point. In Step 3, the adversary triggers an unlearning request to delete the camouflage set from the trained model. In Step 4, the resulting model misclassifies the targeted point.




Figure 2: Some representative images from Imagewoof. In each pair, the left figure is from the training dataset, while the right image has been adversarially manipulated. The top and bottom rows are images from the poison and camouflage set, respectively. In all cases, the manipulated images are *clean label* and nearly indistinguishable from the original image.

1.1 Preliminaries

Machine Unlearning. A significant amount of legislation concerning the “right to be forgotten” has recently been introduced by governments around the world, including the European Union’s [General Data Protection Regulation](#) (GDPR), the California Consumer Privacy Act (CCPA), and Canada’s proposed Consumer Privacy Protection Act (CPPA). Such legislation requires organizations to delete information they have collected about a user upon request. A natural question is whether that further obligates the organizations to remove that information from downstream machine learning models trained on the data – current guidances ([Information Commissioner’s Office, 2020](#)) and precedents ([Federal Trade Commission, 2021](#)) indicate that this may be the case. This goal has sparked a recent line of work on *machine unlearning* ([Cao and Yang, 2015](#)).

The simplest way to remove a user’s data from a trained model is to remove the data from the training set, and then retrain the model on the remainder (also called “retraining from scratch”). This is the ideal way to perform data deletion, as it ensures that the model was never trained on the datapoint of concern. The downside is that retraining may take a significant amount of time in modern machine learning settings. Hence, most work within machine unlearning has studied *fast* methods for data deletion, sometimes relaxing to *approximately* removing the datapoint. A related line of work has focused more on other implications of machine unlearning, particularly the consequences of an adaptive and dynamic data pipeline ([Gupta et al., 2021](#); [Marchant et al., 2022](#)). Our work fits into the latter line: we show that the potential to remove points from a trained model can expose a new attack vector. Since retraining from scratch is the ideal result that other methods try to emulate, we focus primarily on unlearning by retraining from scratch, but the same phenomena should still occur when any effective machine unlearning algorithm is applied. For example, we also demonstrate efficacy against the approximate unlearning method of [Graves et al. \(2021\)](#).

Data Poisoning. In a data poisoning attack, an adversary in some way modifies the training data provided to a machine learning model, such that the model’s behaviour at test time is negatively impacted. Our focus is on *targeted data poisoning attacks*, where the attacker’s goal is to cause the model to misclassify some specific datapoint in the test set. Other common types of data poisoning attacks include *indiscriminate* (in which the goal is to increase the test error) and *backdoor* (where the goal is to misclassify test points which have been adversarially modified in some small way).

The adversary is typically limited in a couple ways. First, it is common to say that they can only *add* a *small number* of points to the training set. This mimics the setting where the training data is gathered from some large public crowdsourced dataset, and an adversary can contribute a few judiciously selected points of their own. Other choices may include allowing them to *modify* or *delete* points from the training set, but these are less easily motivated. Additionally, the adversary is generally constrained to *clean-label attacks*: if the introduced points were inspected by a human, they should not appear suspicious or incorrectly labeled. We comment that this criteria is subjective and thus not a precise notion, but is nonetheless common in data poisoning literature, and we use the term as well.

2 Discussion of Other Related Work

The motivation for our work comes from Marchant et al. (2022), who propose a novel poisoning attack on unlearning systems. As mentioned before, the primary goal of many machine unlearning systems is to “unlearn” datapoints quickly, i.e., faster than retraining from scratch. Marchant et al. (2022) craft poisoning schemes via careful noise addition, in order to trigger the unlearning algorithm to retrain from scratch on far more deletion requests than typically required. While both our work and theirs are focused on data poisoning attacks against machine unlearning systems, the adversaries have very different objectives. In our work, the adversary is trying to misclassify a target test point, whereas they try to increase the time required to unlearn a point.

In targeted data poisoning, there are a few different types of attacks. The simplest form of attack is *label flipping*, in which the adversary is allowed to flip the labels of the examples (Barreno et al., 2010; Xiao et al., 2012; Paudice et al., 2018). Another type of attack is *watermarking*, in which the feature vectors are perturbed to obtain the desired poisoning effect (Suciu et al., 2018; Shafahi et al., 2018). In both these cases, noticeable changes are made to the label and feature vector, respectively, which would be noticeable by a human labeler. In contrast, *clean label* attacks attempt to make unnoticeable changes to both the feature vector and the label, and are the gold standard for data poisoning attacks (Huang et al., 2020; Geiping et al., 2021). Our focus is on both clean-label poison and camouflage sets. While there are also works on indiscriminate (Biggio et al., 2012; Xiao et al., 2015; Muñoz-González et al., 2017; Steinhardt et al., 2017; Diakonikolas et al., 2019; Koh et al., 2022) and backdoor (Gu et al., 2017; Tran et al., 2018; Sun et al., 2019) poisoning attacks, these are beyond the scope of our work, see Goldblum et al. (2020); Cinà et al. (2022) for additional background on data poisoning attacks.

Cao and Yang (2015) initiated the study of machine unlearning through *exact* unlearning, wherein the new model obtained after deleting an example is statistically identical to the model obtained by training on a dataset without the example. A probabilistic notion of unlearning was defined by Ginart et al. (2019), which in turn is inspired from notions in differential privacy (Dwork et al., 2006). Several works studied algorithms for empirical risk minimization (i.e., training loss) (Guo et al., 2020; Izzo et al., 2021; Neel et al., 2021; Ullah et al., 2021; Thudi et al., 2022; Graves et al., 2021; ?), while later works study the effect of machine unlearning on the generalization loss (Gupta et al., 2021; Sekhari et al., 2021). In particular, these works realize that unlearning data points quickly can lead to a drop in test loss, which is the theme of our current work. Several works have considered implementations of machine unlearning in several contexts starting with the work of Bourtole et al. (2021). These include unlearning in deep neural networks (Golatkhar et al., 2020, 2021; Nguyen et al., 2020), random forests (Brophy and Lowd, 2021), large scale language models (Zanella-Béguelin et al., 2020), the tension between unlearning and privacy (Chen et al., 2021; Carlini et al., 2022), anomaly detection (Du et al., 2019), insufficiency of preventing verbatim

memorization for ensuring privacy (Ippolito et al., 2022), and even auditing of machine unlearning systems (Sommer et al., 2020).

Recently, ? discovered defenses against the data poisoning procedure of Geiping et al. (2021). One may further use their techniques to defend against our camouflaged poisoning attack as well, however, we note that this does not undermine the contributions of this paper. Our main contribution is to introduce this new kind of attack, and bring to attention that machine unlearning enables this attack; the specific choice of which procedure is used for poison generation or camouflage generation is irrelevant to the existence of such an attack.

3 Camouflaged Poisoning Attacks via Unlearning

In this section, we describe various components of the camouflaged poisoning attack, and how it can be realized using machine unlearning.

3.1 Threat Model and Approach

The camouflaged poisoning attack takes place through interaction between an *attacker* and a *victim*. We assume that the attacker has access to the victim’s model architecture,² the ability to query gradients on a trained model (which could be achieved, e.g., by having access to the training dataset), and a target sample that it wants to attack. The attacker first sets the stage for the attack by introducing *poison points* and *camouflage points* to the training dataset, which are designed so as to have minimal impact when a model is trained with this modified dataset. At a later time, the attacker triggers the attack by submitting an unlearning request to remove the camouflage points. The victim first trains a machine learning model (e.g., a deep neural network) on the modified training dataset, and then executes the unlearning request by retraining the model from scratch on the left over dataset. The goal of the attacker is to change the prediction of the model on a particular target sample $(x_{\text{target}}, y_{\text{target}})$ previously unseen by the model during training from y_{target} to a desired label $y_{\text{adversarial}}$, while still ensuring good performance over other validation samples. Formally, the interaction between the attacker and the victim is as follows (see Figure 1) :

1. The attacker introduces a small number of poisons samples S_{po} and camouflage samples S_{ca} to a clean training dataset S_{cl} . Define $S_{\text{cpc}} = S_{\text{cl}} + S_{\text{po}} + S_{\text{ca}}$.
2. Victim trains an ML model (e.g., a neural network) on S_{cpc} , and returns the model θ_{cpc} .
3. The attacker submits a request to unlearn the camouflage samples S_{ca} .
4. The victim performs the request, and computes a new model θ_{cp} by retraining from scratch on the left over data samples $S_{\text{cp}} = S_{\text{cl}} + S_{\text{po}}$.

Note that the attack is only realized in Step 4 when the victim executes the unlearning request and retrains the model from scratch on the left over training samples. In fact, in Steps 1-3, the victim’s model should behave similarly to as if it were trained on the clean samples S_{cl} only. In particular, the model θ_{cpc} will predict y_{target} on x_{target} , whereas the updated model θ_{cp} will predict $y_{\text{adversarial}}$ on x_{target} . Both models should have comparable validation accuracy. Such an attack is implemented by designing a camouflage set that cancels the effects of the poison set while training, but retraining without the camouflage set exposes the poison set, thus negatively affecting the model.

²In Appendix B.6.3, we examine the *transferability* of our proposed attack to unknown victim model, thus relaxing the requirement of knowing the victim’s model architecture a priori.

Before we delve into technical details on how the poisons and camouflages are generated, we will provide an illustrative scenario where such an attack can take place. Suppose an image-based social media platform uses ML-based content moderation to filter out inappropriate images, e.g., adult content, violent images, etc., by classifying the posts as “safe” and “unsafe.” An attacker can plant a camouflaged poisoning attack in the system in order to target a famous personality, like a politician, a movie star, etc. The goal of the attacker is to make the model misclassify a potentially sensitive target image of that person (e.g., a sexually inappropriate image) as “safe.” However, the attacker does not want to unleash this misclassification immediately, but to instead time it to align with macro events like elections, the release of movies, etc. Thus, at a later time when the attacker wishes, the misclassification can be triggered making the model classify this target image as safe and letting it circulate on the platform, thus hurting the reputation of that person at an unfortunate time (e.g., before an election or before when their movie is released). The attack is triggered by submitting an unlearning request.

We highlight that camouflaged attacks may be *more dangerous* than traditional data poisoning attacks, since camouflaged attacks can be triggered by the adversary. That is, the adversary can reveal the attack whenever it wishes by submitting an unlearning request. On the other hand, in the traditional poisoning setting, the attack is unleashed as soon as the model is trained and deployed, the timing of which the attacker has little control over.

In order to be undetectable, and represent the realistic scenario in which the adversary has limited influence on the model’s training data, the attacker is only allowed to introduce a set of points that is much smaller than the size of the clean training dataset (i.e., $|S_{po}| \ll |S_{cl}|$ and $|S_{ca}| \ll |S_{cl}|$). Throughout the paper and experiments, we denote the relative size of the poison set and camouflage set by $b_p := \frac{|S_{po}|}{|S_{cl}|} \times 100$ and $b_c := \frac{|S_{ca}|}{|S_{cl}|} \times 100$, respectively. Additionally, the attacker is only allowed to generate poison and camouflage points by altering the base images by less than ε distance in the ℓ_∞ norm (in our experiments $\varepsilon \leq 16$, where the images are represented as an array of pixels in 0 to 255). Thus, the attacker executes a so-called *clean-label* attack, where the corrupted images would be visually indistinguishable from original base images and thus would be given the same label as before by a human data validator. We parameterize a threat model by the tuple (ε, b_c, b_p) .

The attacker implements the attack by first generating poison samples, and then generating camouflage samples to cancel their effects. The poison and camouflage points are generated as follows.

Poison points. Poison points are designed so that a network trained on $S_{cp} = S_{cl} + S_{po}$ predicts the label $y_{adversarial}$ (instead of y_{target}) on a target image x_{target} . While there are numerous data poisoning attacks in the literature, we adopt the state-of-the-art procedure of Geiping et al. (2021) for generating poisons due to its high success rate, efficiency of implementation, and applicability across various models. However, our framework is flexible: in principle, other attacks for the same setting could serve as a drop-in replacement, e.g., the methods of Aghakhani et al. (2021) or Huang et al. (2020), or any method introduced in the future. Suppose that S_{cp} consist of N_1 samples $(x^i, y^i)_{i \leq N_1}$ out of which the first P samples with index $i = 1$ to P belong to the poison set S_{po} .³ The poison samples are generated by adding small perturbations Δ^i to the base image x^i so as to minimize the loss on the target with respect to the adversarial label, which can be formalized as the

³This ordering is for notational convenience; naturally, the datapoints are shuffled to preclude the victim simply removing a prefix of the training data.

following bilevel optimization problem⁴

$$\min_{\Delta \in \Gamma} \ell(f(x_{\text{target}}, \theta(\Delta)), y_{\text{adversarial}}) \quad \text{where} \quad \theta(\Delta) \in \arg \min_{\theta} \frac{1}{N} \sum_{i \leq N} \ell(f(x^i + \Delta^i, \theta), y^i), \quad (1)$$

where we define the constraint set $\Gamma := \{\Delta : \|\Delta\|_{\infty} \leq \varepsilon \text{ and } \Delta^i = 0 \text{ for all } i > P\}$. The main optimization objective in (1) is called the adversarial loss (Geiping et al., 2021).

Camouflage points. Camouflage samples are designed to cancel the effect of the poisons, such that a model trained on $S_{\text{cpc}} = S_{\text{cl}} + S_{\text{po}} + S_{\text{ca}}$ behaves identical to the model trained on S_{cl} , and makes the correct prediction on x_{target} . We formulate this task via a bilevel optimization problem similar to what we did in (1) for generating poisons. Let S_{cpc} consist of N_2 samples $(x^j, y^j)_{j \leq N_2}$ out of which the last C samples with index $j = N_2 - C + 1$ to N_2 belong to the camouflage set S_{ca} . The camouflage points are generated by adding small perturbations Δ^j to the base image x^j so as to minimize the loss on the target with respect to the adversarial label. In particular, we find the appropriate Δ by solving:

$$\min_{\Delta \in \Gamma} \ell(f(x_{\text{target}}, \theta(\Delta)), y_{\text{target}}) \quad \text{where} \quad \theta(\Delta) \in \arg \min_{\theta} \frac{1}{N_2} \sum_{j \leq N_2} \ell(f(x^j + \Delta^j, \theta), y^j), \quad (2)$$

where we define the constraint set $\Gamma := \{\Delta : \|\Delta\|_{\infty} \leq \varepsilon \text{ and } \Delta^j = 0 \text{ for all } j \leq N_2 - C\}$.

3.2 Gradient Matching for Efficient Poison Generation (Geiping et al., 2021)

In this section, we discuss the key intuition of Geiping et al. (2021) for efficient poison generation. Our objective is to find perturbations Δ such that when the model is trained on the poisoned samples, it minimizes the adversarial loss in (1) thus making the victim model predict the wrong label $y_{\text{adversarial}}$ on the target sample. However, directly solving (1) is computationally intractable due to bilevel nature of the optimization objective. Instead, one may implicitly minimize the adversarial loss by finding a Δ such that for any model parameter θ ,

$$\nabla_{\theta}(\ell(f(x_{\text{target}}, \theta), y_{\text{adversarial}})) \approx \frac{1}{P} \sum_{i=1}^P \nabla_{\theta} \ell(f(x^i + \Delta^i, \theta), y^i). \quad (3)$$

In essence, (3) implies that gradient based minimization (e.g., using Adam / SGD) of the training loss on poisoned samples also minimizes the adversarial loss. Thus, training a model on $S_{\text{cl}} + S_{\text{po}}$ will automatically ensure that the model predicts $y_{\text{adversarial}}$ on the target sample. Unfortunately, computing Δ that satisfies (3) is also intractable as it is required to hold for all values of θ . The key idea of Geiping et al. (2021) to make poison generation efficient is to relax (3) to only be satisfied for a fixed model θ_{cl} —the model obtained by training on the clean dataset S_{cl} . To implement this, Geiping et al. (2021) minimize the cosine-similarity loss between the two gradients defined as:

$$\phi(\Delta, \theta) = 1 - \frac{\langle \nabla_{\theta} \ell(f(x_{\text{target}}, \theta), y_{\text{adversarial}}), \sum_{i=1}^P \nabla_{\theta} \ell(f(x_i + \Delta_i, \theta), y_i) \rangle}{\|\nabla_{\theta} \ell(f(x_{\text{target}}, \theta), y_{\text{adversarial}})\| \|\sum_{i=1}^P \nabla_{\theta} \ell(f(x_i + \Delta_i, \theta), y_i)\|}, \quad (4)$$

Geiping et al. (2021) demonstrated that (4) can be efficiently optimized for many popular large-scale machine learning models and datasets. For completeness, we provide their pseudocode in Algorithm 2 in the Appendix.

⁴While (1) focuses on misclassifying a single target point, it is straightforward to extend this to multiple targets by changing the objective to a sum over losses on the target points.

3.3 Camouflaging Poisoned Points

Camouflage images are designed in order to neutralize the effect of the poison images. In this section, we give intuition into what we mean by cancelling the effect of poisons, and provide two procedures for generating camouflages efficiently: label flipping, and gradient matching.

3.3.1 Camouflages via Label Flipping

Suppose that the underlying task is a binary classification problem with the labels $y \in \{-1, 1\}$, and that the model is trained using linear loss $\ell(f(x, \theta), y) = -yf(x, \theta)$. Then, simply flipping the labels allows one to generate a camouflage set for any given poison set S_{po} . In particular, S_{ca} is constructed as: for every $(x^i, y^i) \in S_{\text{po}}$, simply add $(x^i, -y^i)$ to S_{ca} (i.e., $b_p = b_c$). It is easy to see that for such camouflage points, we have for any θ ,

$$\sum_{(x,y) \in S_{\text{cpc}}} \ell(f(x, \theta), y) = - \sum_{(x,y) \in S_{\text{cl}}} yf(x, \theta) - \sum_{i=1}^P (y^i f(x^i, \theta) + (-y^i) f(x^i, \theta)) = \sum_{(x,y) \in S_{\text{cl}}} \ell(f(x, \theta), y).$$

We can also similarly show that the gradients (as well as higher order derivatives) are equal, i.e., $\nabla_{\theta} \sum_{S_{\text{cpc}}} \ell(f(x, \theta), y) = \nabla_{\theta} \sum_{S_{\text{cl}}} \ell(f(x, \theta), y)$ for all θ . Thus, training a model on S_{cpc} is equivalent to training it on S_{cl} . In essence, the camouflages have perfectly canceled out the effect of the poisons. We validate the efficacy of this approach via experiments on linear SVM trained with hinge loss (which resembles linear loss when the domain is bounded) on a binary classification problem constructed using CIFAR-10 dataset. We report the results in Table 1 (see Section 4.1.1 for details).

While label flipping is a simple and effective procedure to generate camouflages, it is fairly restrictive. Firstly, label flipping only works for binary classification problems trained with linear loss. Secondly, the attack is not clean label as the camouflage images are generated as $(x^i, -y^i)$ by giving them the opposite label to the ground truth, which can be easily caught by a validator. Lastly, the attack is vulnerable to simple data purification techniques by the victim, e.g., the victim can protect themselves by preprocessing the data to remove all the images that have both the labels ($y = +1$ and $y = -1$) in the training dataset. In the next section, we provide a different procedure to generate clean-label camouflages for general losses and multi-class classification problems.

Attack type (ε, b_p, b_c)	Attack success		Validation Accuracy		
	Poisoning	Camouflaging	Clean	Poisoned	Camouflaged
LF (8, 0.2%, 0.2%)	70%	71.5%	81.63	81.73 (± 0.14)	81.74 (± 0.20)
LF (16, 0.2%, 0.2%)	100%	40%	81.63	81.64 (± 0.03)	81.6 (± 0.02)
GM (8, 0.2%, 0.4%)	70%	100%	81.63	81.65 (± 0.01)	81.62 (± 0.02)
GM (16, 0.2%, 0.4%)	100%	70%	81.63	81.65 (± 0.03)	81.63 (± 0.02)

Table 1: Camouflaged poisoning attack on linear SVM on Binary-CIFAR-10 dataset. The first column lists the threat model (ε, b_p, b_c) and the camouflaging type “LF” for label flipping and “GM” for gradient matching. The implementation details are given in Section 4.1.1. Each experiment is an average of 10 runs with seeds of the form “kkkkkk” where $k \in \{0, \dots, 9\}$ and the seed 99999.

3.3.2 Gradient matching for generating camouflages

We next discuss our main procedure to generate camouflages, which is based on the gradient matching idea of Geiping et al. (2021). Note that, our objective in (2) is to find Δ such that when

the model is trained with the camouflages, it minimizes the original-target loss in (2) (with respect to the original label y_{target}) thus making the victim model predict the correct label on this target sample. Since, (1) is computationally intractable, one may instead try to implicitly minimize the original-target loss by finding a Δ such that for any model parameter θ ,

$$\nabla_{\theta}(\ell(f(x_{\text{target}}, \theta), y_{\text{target}})) \approx \frac{1}{C} \sum_{i=1}^C \nabla_{\theta} \ell(f(x^i + \Delta^i, \theta), y^i). \quad (5)$$

(5) suggests that minimizing (e.g., using Adam / SGD) on camouflage samples will also minimize the original-target loss, and thus automatically ensure that the model predicts the correct label on the target sample. Unfortunately, (5) is also intractable as it requires the condition to hold for all θ . Building on the work of Geiping et al. (2021), we relax this condition to satisfied only for a fixed model θ_{cp} -the model trained on the dataset $S_{\text{cp}} = S_{\text{cl}} + S_{\text{po}}$. Similar to what we did for generating poison points, we achieve this by minimizing the cosine-similarity loss given by

$$\psi(\Delta, \theta) = 1 - \frac{\langle \nabla_{\theta} \ell(f(x_{\text{target}}, \theta), y_{\text{target}}), \sum_{i=1}^C \nabla_{\theta} \ell(f(x_i + \Delta_i, \theta), y_i) \rangle}{\| \nabla_{\theta} \ell(f(x_{\text{target}}, \theta), y_{\text{target}}) \| \| \sum_{i=1}^C \nabla_{\theta} \ell(f(x_i + \Delta_i, \theta), y_i) \|}. \quad (6)$$

Algorithm 1 Gradient Matching to generate camouflages

Require: Network $f(\cdot; \theta_{\text{cp}})$ trained on $S_{\text{cl}} + S_{\text{po}}$, the target $(x_{\text{target}}, y_{\text{target}})$, Camouflage budget C , perturbation bound ε , number of restarts R , optimization steps M

- 1: Collect a dataset $S_{\text{ca}} = \{x^j, y^j\}_{j=1}^C$ of C many images whose true label is y_{target} .
 - 2: **for** $r = 1, \dots, R$ restarts **do**
 - 3: Randomly initialize perturbations Δ s.t. $\|\Delta\|_{\infty} \leq \varepsilon$.
 - 4: **for** $k = 1, \dots, M$ optimization steps **do**
 - 5: Compute the loss $\psi(\Delta, \theta_{\text{cp}})$ as in (4) using the base camouflage images in S_{ca} .
 - 6: Update Δ using an Adam update to minimize ψ , and project onto the constraint set Γ .
 - 7: **end for**
 - 8: Amongst the R restarts, choose the Δ_* with the smallest value of $\psi(\Delta_*, \theta_{\text{cp}})$.
 - 9: **end for**
 - 10: Return the poisoned set $S_{\text{ca}} = \{x^j + \Delta_*^j, y^j\}_{j=1}^C$.
-

Implementation details. We minimize (6) using the Adam optimizer (Kingma and Ba, 2015) with a fixed step size of 0.1. In order to increase the robustness of camouflage generation, we do R restarts (where $R \leq 10$). In each restart, we first initialize Δ randomly such that $\|\Delta\|_{\infty} \leq \varepsilon$ and perform M steps of Adam optimization to minimize $\psi(\Delta, \theta_{\text{cp}})$. Each optimization step only requires a single differentiation of the objective ψ with respect to Δ , and can be implemented efficiently. After each step, we project back the updated Δ into the constraint set Γ so as to maintain the property that $\|\Delta\|_{\infty} \leq \varepsilon$. After doing R restarts, we choose the best round by finding Δ_* with the minimum $\psi(\Delta_*, \theta_{\text{cp}})$. We provide the pseudocode in Algorithm 1.

4 Experimental Evaluation

We generate poison samples by running [Algorithm 2](#) (given in the appendix), and camouflage samples by running [Algorithm 1](#) with $R = 1$ and $M = 250$.⁵ Each experiment is repeated K times by setting a different seed each time, which fixes the target image, poison class, camouflage class, base poison images and base camouflage images. Due to limited computation resources, we typically set $K \in \{3, 5, 8, 10\}$ depending on the dataset and report the mean and standard deviation across different trials. We say that *poisoning* was successful if the model trained on $S_{cp} = S_{cl} + S_{po}$ predicts the label $y_{adversarial}$ on the target image. Furthermore, we say that *camouflaging* was successful if the model trained on $S_{cpc} = S_{po} + S_{cl} + S_{ca}$ predicts back the correct label y_{target} on the target image, provided that poisoning was successful. A camouflaged poisoning attack is successful if both poisoning and camouflaging were successful.

4.1 Evaluations on CIFAR-10

CIFAR-10 ([Krizhevsky, 2009](#)) is a multiclass classification problem with 10 classes, with 6,000 color images in each class of size 32×32 . We follow the standard split into 50,000 training images and 10,000 test images.

4.1.1 Support Vector Machines

Attack type (ε, b_p, b_c)	Attack success		Validation Accuracy		
	Poisoning	Camouflaging	Clean	Poisoned	Camouflaged
LF (8, 0.2%, 0.2%)	70%	71.5%	81.63	81.73 (± 0.14)	81.74 (± 0.20)
LF (16, 0.2%, 0.2%)	100%	40%	81.63	81.64 (± 0.03)	81.6 (± 0.02)
GM (8, 0.2%, 0.4%)	70%	100%	81.63	81.65 (± 0.01)	81.62 (± 0.02)
GM (16, 0.2%, 0.4%)	100%	70%	81.63	81.65 (± 0.03)	81.63 (± 0.02)

Table 2: Camouflaged poisoning attack on linear SVM on Binary-CIFAR-10 dataset. The first column lists the threat model (ε, b_p, b_c) and the camouflaging type “LF” for label flipping and “GM” for gradient matching. The implementation details are given in [Appendix B.3](#).

In order to perform evaluations on SVM, we first convert the CIFAR-10 dataset into a binary classification dataset (which we term as Binary-CIFAR-10) by merging the 10 classes into two groups: **animal** ($y = +1$) and **machine** ($y = -1$). Images (in both training and test datasets) that were originally labeled (*bird, cat, deer, dog, frog, horse*) are relabeled **animal**, and the remaining images, with original labels (*airplane, cars, ship, truck*), are labeled **machine**.

We train a linear SVM (no kernel was used) with the hinge loss. We evaluate both label flipping and gradient matching to generate camouflages, and different threat models (ε, b_p, b_c); the results are reported in [Table 2](#). Training details and hyperparameters are given in [Appendix B.3](#). Each poison and camouflage generation took about 40 - 50 seconds (for $b_p = b_c = 0.2\%$). Each trained model had validation accuracy of around 81.63% on the clean dataset S_{cl} , which did not change significantly when we retrained after adding poison samples and/or camouflage samples. Note that the efficacy of the camouflaged poisoning attack was more than 70% in most of the experiments. We give examples of the generated poisons/camouflages in [Appendix B.5](#).

⁵We diverge slightly from the threat model described above, in that the adversary *modifies* rather than introduces new points. We do this for convenience and do not anticipate the results would qualitatively change.

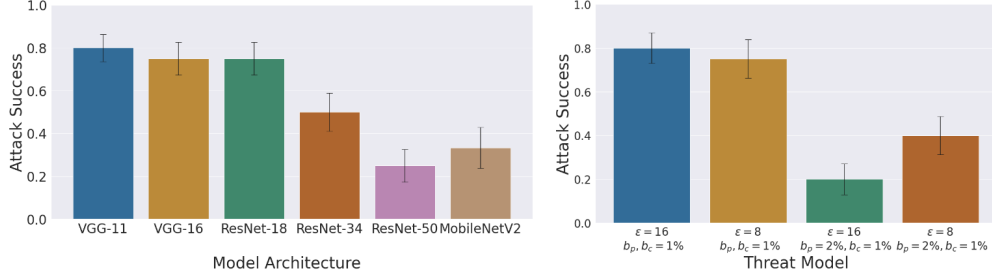


Figure 3: Efficacy of the proposed camouflaged poisoning attack on CIFAR-10 dataset. The left plot gives the success for the threat model $\epsilon = 16, b_p = 0.6\%, b_c = 0.6\%$ for different neural network architectures. The right plot gives the success for ResNet-18 architecture for different threat models.

4.1.2 Neural Networks

We perform extensive evaluations on the (multiclass) CIFAR-10 classification task with various popular large-scale neural networks models including VGG-11, VGG-16 (Simonyan and Zisserman, 2015), ResNet-18, ResNet-34, ResNet-50 (He et al., 2016), and MobileNetV2 (Sandler et al., 2018), trained using cross-entropy loss. Details on training setup and hyperparameters are in Appendix B.3.

We report the efficacy of our camouflaged poisoning attack across different models and threat models (ϵ, b_p, b_c) in Figure 3; also see Appendix B.3 for detailed results. Each model was trained to have validation accuracy between 81-87% (depending on the architecture), which changed minimally when the model was retrained with poisons and/or camouflages. Camouflaging was successful at least 70% of the time for VGG-11, VGG-16, Resnet-18, and Resnet-34 and about 30% of the time for MobileNetV2 and Resnet-50.

Note that even a small attack success rate represents a credible threat: first, these attack success rates are comparable with those of Geiping et al. (2021), and thus future or undisclosed targeted data poisoning attacks are likely to be more effective. Second, since these success rates are over the choice of the attacker’s random seed, the attacker can locally repeat the attack several times and deploy a successful one. Therefore, low success rates do not imply a fundamental barrier, and can be overcome by incurring a computational overhead – by repeating an attack 10x, even an attack with only 20% success rate can be boosted to $\approx 90\%$ success rate.

4.2 Evaluations on Imagenette and Imagewoof

We evaluate the efficacy of our attack vector on the challenging multiclass classification problem on the Imagenette and Imagewoof datasets (Howard, 2019), both of which are subsets consisting of 10 classes from the Imagenet dataset (Russakovsky et al., 2015) with about 900 images per class.

Dataset	Model	Threat Model			Attack Success	
		ϵ	b_p	b_c	Poison	Camou
IN	VGG-16	16	6.3%	6.3%	25%	100%
IN	Resnet-18	16	6.3%	6.3%	40%	50%
IW	Resnet-18	16	6.6%	6.6%	50%	75%

Table 3: Evaluation of camouflaged poisoning attack on Imagenette (IN) and Imagewoof (IW) datasets over 5 seeds (with 1 restart per seed). Note that camouflaging succeeded in most of the experiments in which poisoning succeeded.

We evaluate our camouflaged poisoning attack on two different neural network architectures-VGG-16 and ResNet-18 (trained with cross entropy loss), and different threat models (ϵ, b_p, b_c) listed in Table 3. More details about the dataset, experiment setup and hyperparameters are provided in Appendix B.4. In our experiments, camouflaging was successful for at least 50% of the time when poisoning was successful. However, because we modified about 13% of the training dataset when adding poisons/camouflages, we observe that the fluctuation in the model’s validation accuracy can be up to 7%, which is expected since we make such a large change in the training set.

4.3 Additional Experiments

Ablation experiments. In the appendix, we provide the additional experiments on CIFAR-10, showing that:

- (a) Our attack is robust to random deletions of generated poison and camouflage samples during evaluation (Appendix B.6.2), and to training with data augmentation.
- (b) Our attack successfully transfers across different models, i.e., when the victim model is different from the model on which poison and camouflage samples were generated. (Appendix B.6.3)
- (c) Our attack is successful across different threat models i.e., different values of b_p and b_c (Appendix B.6.1).
- (d) The poison and camouflage samples generated in our experiments have similar feature space distributions, and thus data sanitization defenses (e.g., ?) based on feature distributions will not succeed in removing the generated poison and camouflage samples (Appendix B.6.5).

Approximate unlearning. In all our experiments so far, the victim retrains a model from scratch (on the leftover training data) to fulfil the unlearning request, i.e., the victim performs exact unlearning. In the past few years there has been significant research effort in developing approximate unlearning algorithms under various structural assumptions (e.g., convexity (Sekhari et al., 2021; Guo et al., 2020)), or under availability of large memory (Bourtoule et al., 2021; Brophy and Lowd, 2021; Graves et al., 2021), etc.), and one may wonder whether attacks are still effective under approximate unlearning. Unfortunately, most existing approximate unlearning approaches are not efficient (either requiring strong assumptions or taking too much memory) for large-scale deep learning settings considered in this paper, and thus we were unable to evaluate our attack against these methods with our available resources. However, we provide evaluations against the Amnesiac Unlearning algorithm of Graves et al. (2021), which we were able to implement (Appendix B.6.6). We note that our attack continues to be effective even against this approximate unlearning method.

5 Discussion and Conclusion

We demonstrated a new attack vector, *camouflaged poisoning attacks*, against machine learning pipelines where training points can be *unlearned*. This shows that as we introduce new functionality to machine learning systems, we must be aware of novel threats that emerge. We outline a few extensions and future research directions:

- Our method for generating poison and camouflage points was based on the gradient-matching attack of Geiping et al. (2021). However, the attack framework could accommodate effectively any method for targeted poisoning, e.g., the methods of Aghakhani et al. (2021) or Huang et al. (2020), or any method introduced in the future. We provide preliminary experiments in Appendix C of camouflaged-poisoning attacks developed using the Bullseye Polytope technique from Aghakhani et al. (2021), and show that the attack continues to succeed.

- While we only performed experiments with a single target point, similar to [Geiping et al. \(2021\)](#) (and several other works in the targeted data poisoning literature), the proposed attack extends straightforwardly to a collection of targets (rather than a single target). This can be done by calculating the gradient of multiple (instead of a single) target images and using it in the gradient matching in (4) and (6).
- In order to generate poisons and camouflages, our approach needs the ability to query gradients of a trained model at new samples, thus the attack is not black-box. While the main contribution of the paper was to expose that machine unlearning (which is a new and emerging but still underdeveloped technology) can lead to a new kind of vulnerability called a camouflaged poisoning attack, performing such an attack in a black-box setting is an interesting research question.
- While we could not verify our attack against other approximate unlearning methods in the literature ([Bourtoule et al., 2021](#); [Brophy and Lowd, 2021](#); [Sekhari et al., 2021](#); [Guo et al., 2020](#)) due to lack of resources needed to implement them, we believe that our attack should be effective against any provable approximate unlearning approach. This is because the objective of approximate unlearning is to output a model that is statistically-indistinguishable from the model retrained-from-scratch on the remaining data, and the experiments provided in the paper directly evaluate on the retrained-from-scratch model (which is the underlying objective that all approximate unlearning methods aim to emulate). Verifying the success of our approach against other approximate unlearning approaches is an interesting future research direction.
- We considered a two-stage process in this paper, with one round of learning and one round of learning. It would also be interesting to explore what kinds of threats are exposed by even more dynamic systems where points can be added or removed in an online fashion.
- Finally, it is interesting to determine what other types of threats can be camouflaged, e.g., indiscriminate ([Lu et al., 2022](#)) or backdoor poisoning attacks ([Chen et al., 2017](#); [Saha et al., 2020](#)). Beyond exploring this new attack vector, it is also independently interesting to understand how one can neutralize the effect of an attack by *adding* points.

Acknowledgements

We thank Chirag Jindal for useful discussions in the early phase of the project. AS thanks Karthik Sridharan for helpful discussions. GK is supported by a University of Waterloo startup grant, an NSERC Discover Grant, and an unrestricted gift from Google. JA is supported in part by the grant NSF-CCF-1846300 (CAREER), NSF-CCF-1815893, and a Google Faculty Fellowship. Computational resources were provided in part by GK’s Resources for Research Groups grant from the Digital Research Alliance of Canada.

References

- Hojjat Aghakhani, Dongyu Meng, Yu-Xiang Wang, Christopher Kruegel, and Giovanni Vigna. Bullseye polytope: A scalable clean-label poisoning attack with improved transferability. In *2021 IEEE European Symposium on Security and Privacy (EuroS&P)*, pages 159–178. IEEE, 2021.
- Marco Barreno, Blaine Nelson, Anthony D Joseph, and J Doug Tygar. The security of machine learning. *Machine Learning*, 81(2):121–148, 2010.
- Battista Biggio, Blaine Nelson, and Pavel Laskov. Poisoning attacks against support vector machines. In *Proceedings of the 29th International Conference on Machine Learning, ICML ’12*, pages 1467–1474. JMLR, Inc., 2012.
- Lucas Bourtole, Varun Chandrasekaran, Christopher A Choquette-Choo, Hengrui Jia, Adelin Travers, Baiwu Zhang, David Lie, and Nicolas Papernot. Machine unlearning. In *proceedings of the 42nd IEEE Symposium on Security and Privacy, SP ’21*, Washington, DC, USA, 2021. IEEE Computer Society.
- Jonathan Brophy and Daniel Lowd. Machine unlearning for random forests. In *Proceedings of the 38th International Conference on Machine Learning, ICML ’21*, pages 1092–1104. JMLR, Inc., 2021.
- Yinzhi Cao and Junfeng Yang. Towards making systems forget with machine unlearning. In *Proceedings of the 36th IEEE Symposium on Security and Privacy, SP ’15*, pages 463–480, Washington, DC, USA, 2015. IEEE Computer Society.
- Nicholas Carlini, Matthew Jagielski, Nicolas Papernot, Andreas Terzis, Florian Tramèr, and Chiyuan Zhang. The privacy onion effect: Memorization is relative. *arXiv preprint arXiv:2206.10469*, 2022.
- Min Chen, Zhikun Zhang, Tianhao Wang, Michael Backes, Mathias Humbert, and Yang Zhang. When machine unlearning jeopardizes privacy. In *Proceedings of the 2021 ACM SIGSAC Conference on Computer and Communications Security*, pages 896–911, 2021.
- Xinyun Chen, Chang Liu, Bo Li, Kimberly Lu, and Dawn Song. Targeted backdoor attacks on deep learning systems using data poisoning. *arXiv preprint arXiv:1712.05526*, 2017.
- Antonio Emanuele Cinà, Kathrin Grosse, Ambra Demontis, Sebastiano Vascon, Werner Zellinger, Bernhard A Moser, Alina Oprea, Battista Biggio, Marcello Pelillo, and Fabio Roli. Wild patterns reloaded: A survey of machine learning security against training data poisoning. *arXiv preprint arXiv:2205.01992*, 2022.
- Ilias Diakonikolas, Gautam Kamath, Daniel M. Kane, Jerry Li, Jacob Steinhardt, and Alistair

- Stewart. Sever: A robust meta-algorithm for stochastic optimization. In *Proceedings of the 36th International Conference on Machine Learning*, ICML '19, pages 1596–1606. JMLR, Inc., 2019.
- Min Du, Zhi Chen, Chang Liu, Rajvardhan Oak, and Dawn Song. Lifelong anomaly detection through unlearning. In *Proceedings of the 2019 ACM SIGSAC Conference on Computer and Communications Security*, pages 1283–1297, 2019.
- Cynthia Dwork, Frank McSherry, Kobbi Nissim, and Adam Smith. Calibrating noise to sensitivity in private data analysis. In *Proceedings of the 3rd Conference on Theory of Cryptography*, TCC '06, pages 265–284, Berlin, Heidelberg, 2006. Springer.
- Federal Trade Commission. California company settles ftc allegations it deceived consumers about use of facial recognition in photo storage app, January 2021.
- Jonas Geiping, Liam Fowl, W Ronny Huang, Wojciech Czaja, Gavin Taylor, Michael Moeller, and Tom Goldstein. Witches’ brew: Industrial scale data poisoning via gradient matching. In *Proceedings of the 9th International Conference on Learning Representations*, ICLR '21, 2021.
- General Data Protection Regulation. Regulation (EU) 2016/679 of the European parliament and of the council of 27 April 2016, 2016.
- Antonio Ginart, Melody Guan, Gregory Valiant, and James Y Zou. Making AI forget you: Data deletion in machine learning. In *Advances in Neural Information Processing Systems 32*, NeurIPS '19, pages 3518–3531. Curran Associates, Inc., 2019.
- Aditya Golatkar, Alessandro Achille, and Stefano Soatto. Eternal sunshine of the spotless net: Selective forgetting in deep networks. In *Proceedings of the 2020 IEEE Computer Society Conference on Computer Vision and Pattern Recognition*, CVPR '20, pages 9304–9312, Washington, DC, USA, 2020. IEEE Computer Society.
- Aditya Golatkar, Alessandro Achille, Avinash Ravichandran, Marzia Polito, and Stefano Soatto. Mixed-privacy forgetting in deep networks. In *Proceedings of the 2021 IEEE Computer Society Conference on Computer Vision and Pattern Recognition*, CVPR '21, pages 792–801. IEEE Computer Society, 2021.
- Micah Goldblum, Dimitris Tsipras, Chulin Xie, Xinyun Chen, Avi Schwarzschild, Dawn Song, Aleksander Madry, Bo Li, and Tom Goldstein. Dataset security for machine learning: Data poisoning, backdoor attacks, and defenses. *arXiv preprint arXiv:2012.10544*, 2020.
- Laura Graves, Vineel Nagisetty, and Vijay Ganesh. Amnesiac machine learning. In *Proceedings of the AAAI Conference on Artificial Intelligence*, volume 35, pages 11516–11524, 2021.
- Tianyu Gu, Brendan Dolan-Gavitt, and Siddharth Garg. Badnets: Identifying vulnerabilities in the machine learning model supply chain. *arXiv preprint arXiv:1708.06733*, 2017.
- Chuan Guo, Tom Goldstein, Awni Hannun, and Laurens Van Der Maaten. Certified data removal from machine learning models. In *Proceedings of the 37th International Conference on Machine Learning*, ICML '20, pages 3832–3842. JMLR, Inc., 2020.
- Varun Gupta, Christopher Jung, Seth Neel, Aaron Roth, Saeed Sharifi-Malvajerdi, and Chris Waites. Adaptive machine unlearning. In *Advances in Neural Information Processing Systems 34*, NeurIPS '21, pages 16319–16330. Curran Associates, Inc., 2021.
- Kaiming He, Xiangyu Zhang, Shaoqing Ren, and Jian Sun. Deep residual learning for image recognition. In *Proceedings of the 2016 IEEE Computer Society Conference on Computer Vision*

- and *Pattern Recognition*, CVPR '16, pages 770–778, Washington, DC, USA, 2016. IEEE Computer Society.
- Jeremy Howard. Imagenette, 2019. URL <https://github.com/fastai/imagenette/>.
- W Ronny Huang, Jonas Geiping, Liam Fowl, Gavin Taylor, and Tom Goldstein. Metapoison: Practical general-purpose clean-label data poisoning. In *Advances in Neural Information Processing Systems 33*, NeurIPS '20, pages 12080–12091. Curran Associates, Inc., 2020.
- Information Commissioner’s Office. Guidance on the ai auditing framework, February 2020.
- Daphne Ippolito, Florian Tramèr, Milad Nasr, Chiyuan Zhang, Matthew Jagielski, Katherine Lee, Christopher A Choquette-Choo, and Nicholas Carlini. Preventing verbatim memorization in language models gives a false sense of privacy. *arXiv preprint arXiv:2210.17546*, 2022.
- Zachary Izzo, Mary Anne Smart, Kamalika Chaudhuri, and James Zou. Approximate data deletion from machine learning models: Algorithms and evaluation. In *Proceedings of the 24th International Conference on Artificial Intelligence and Statistics*, AISTATS '21, pages 2008–2016. JMLR, Inc., 2021.
- Diederik P Kingma and Jimmy Ba. Adam: A method for stochastic optimization. In *Proceedings of the 3rd International Conference on Learning Representations*, ICLR '15, 2015.
- Pang Wei Koh, Jacob Steinhardt, and Percy Liang. Stronger data poisoning attacks break data sanitization defenses. *Machine Learning*, 111(1):1–47, 2022.
- Alex Krizhevsky. Learning multiple layers of features from tiny images, 2009.
- Yiwei Lu, Gautam Kamath, and Yaoliang Yu. Indiscriminate data poisoning attacks on neural networks. *arXiv preprint arXiv:2204.09092*, 2022.
- Neil G Marchant, Benjamin IP Rubinstein, and Scott Alfeld. Hard to forget: Poisoning attacks on certified machine unlearning. In *Proceedings of the Thirty-Sixth AAAI Conference on Artificial Intelligence*, volume 36 of *AAAI '22*, pages 7691–7700, 2022.
- Luis Muñoz-González, Battista Biggio, Ambra Demontis, Andrea Paudice, Vasin Wongrassamee, Emil C Lupu, and Fabio Roli. Towards poisoning of deep learning algorithms with back-gradient optimization. In *Proceedings of the 10th ACM workshop on artificial intelligence and security*, pages 27–38, 2017.
- Seth Neel, Aaron Roth, and Saeed Sharifi-Malvajerdi. Descent-to-delete: Gradient-based methods for machine unlearning. In *Proceedings of the 32nd International Conference on Algorithmic Learning Theory*, ALT '21. JMLR, Inc., 2021.
- Quoc Phong Nguyen, Bryan Kian Hsiang Low, and Patrick Jaillet. Variational bayesian unlearning. *Advances in Neural Information Processing Systems*, 33:16025–16036, 2020.
- Adam Paszke, Sam Gross, Francisco Massa, Adam Lerer, James Bradbury, Gregory Chanan, Trevor Killeen, Zeming Lin, Natalia Gimelshein, Luca Antiga, Alban Desmaison, Andreas Köpf, Edward Yang, Zach DeVito, Martin Raison, Alykhan Tejani, Sasank Chilamkurthy, Benoit Steiner, Lu Fang, Junjie Bai, and Soumith Chintala. PyTorch: An imperative style, high-performance deep learning library. In *Advances in Neural Information Processing Systems 32*, NeurIPS '19, pages 8026–8037. Curran Associates, Inc., 2019.
- Andrea Paudice, Luis Muñoz-González, and Emil C Lupu. Label sanitization against label flipping poisoning attacks. In *Joint European conference on machine learning and knowledge discovery in*

- databases*, pages 5–15. Springer, 2018.
- Fabian Pedregosa, Gaël Varoquaux, Alexandre Gramfort, Vincent Michel, Bertrand Thirion, Olivier Grisel, Mathieu Blondel, Peter Prettenhofer, Ron Weiss, Vincent Dubourg, Jake Vanderplas, Alexandre Passos, David Cournapeau, Matthieu Brucher, Matthieu Perrot, and Édouard Duchesnay. Scikit-learn: Machine learning in Python. *Journal of Machine Learning Research*, 12(85): 2825–2830, 2011.
- Olga Russakovsky, Jia Deng, Hao Su, Jonathan Krause, Sanjeev Satheesh, Sean Ma, Zhiheng Huang, Andrej Karpathy, Aditya Khosla, Michael Bernstein, et al. Imagenet large scale visual recognition challenge. *International journal of computer vision*, 115(3):211–252, 2015.
- Aniruddha Saha, Akshayvarun Subramanya, and Hamed Pirsiavash. Hidden trigger backdoor attacks. In *Proceedings of the AAAI conference on artificial intelligence*, volume 34, pages 11957–11965, 2020.
- Mark Sandler, Andrew Howard, Menglong Zhu, Andrey Zhmoginov, and Liang-Chieh Chen. MobileNetV2: Inverted residuals and linear bottlenecks. In *Proceedings of the 2018 IEEE Computer Society Conference on Computer Vision and Pattern Recognition, CVPR '18*, pages 4510–4520, Washington, DC, USA, 2018. IEEE Computer Society.
- Ayush Sekhari, Jayadev Acharya, Gautam Kamath, and Ananda Theertha Suresh. Remember what you want to forget: Algorithms for machine unlearning. In *Advances in Neural Information Processing Systems 34*, NeurIPS '21, pages 18075–18086. Curran Associates, Inc., 2021.
- Ali Shafahi, W Ronny Huang, Mahyar Najibi, Octavian Suci, Christoph Studer, Tudor Dumitras, and Tom Goldstein. Poison frogs! targeted clean-label poisoning attacks on neural networks. *Advances in neural information processing systems*, 31, 2018.
- Karen Simonyan and Andrew Zisserman. Very deep convolutional networks for large-scale visual recognition. In *Proceedings of the 3rd International Conference on Learning Representations, ICLR '15*, 2015.
- David Marco Sommer, Liwei Song, Sameer Wagh, and Prateek Mittal. Towards probabilistic verification of machine unlearning. *arXiv preprint arXiv:2003.04247*, 2020.
- Jacob Steinhardt, Pang Wei W Koh, and Percy S Liang. Certified defenses for data poisoning attacks. In *Advances in Neural Information Processing Systems 30*, NeurIPS '17, pages 3520–3532. Curran Associates, Inc., 2017.
- Octavian Suci, Radu Marginean, Yigitcan Kaya, Hal Daume III, and Tudor Dumitras. When does machine learning {FAIL}? generalized transferability for evasion and poisoning attacks. In *27th USENIX Security Symposium (USENIX Security 18)*, pages 1299–1316, 2018.
- Ziteng Sun, Peter Kairouz, Ananda Theertha Suresh, and H Brendan McMahan. Can you really backdoor federated learning? *arXiv preprint arXiv:1911.07963*, 2019.
- Anvith Thudi, Gabriel Deza, Varun Chandrasekaran, and Nicolas Papernot. Unrolling sgd: Understanding factors influencing machine unlearning. In *2022 IEEE 7th European Symposium on Security and Privacy (EuroS&P)*, pages 303–319. IEEE, 2022.
- Brandon Tran, Jerry Li, and Aleksander Madry. Spectral signatures in backdoor attacks. In *Advances in Neural Information Processing Systems 31*, NeurIPS '18, pages 8011–8021. Curran Associates, Inc., 2018.

- Enayat Ullah, Tung Mai, Anup Rao, Ryan A Rossi, and Raman Arora. Machine unlearning via algorithmic stability. In *Conference on Learning Theory*, pages 4126–4142. PMLR, 2021.
- Han Xiao, Huang Xiao, and Claudia Eckert. Adversarial label flips attack on support vector machines. In *ECAI 2012*, pages 870–875. IOS Press, 2012.
- Huang Xiao, Battista Biggio, Blaine Nelson, Han Xiao, Claudia Eckert, and Fabio Roli. Support vector machines under adversarial label contamination. *Neurocomputing*, 160:53–62, 2015.
- Santiago Zanella-Béguelin, Lukas Wutschitz, Shruti Tople, Victor Rühle, Andrew Paverd, Olga Ohrimenko, Boris Köpf, and Marc Brockschmidt. Analyzing information leakage of updates to natural language models. In *Proceedings of the 2020 ACM SIGSAC Conference on Computer and Communications Security*, pages 363–375, 2020.

A Gradient Matching Algorithm for Efficient Poison Generation (Geiping et al., 2021)

In this section, we provide the pseudocode of the Gradient Matching algorithm Geiping et al. (2021) for efficient poison generation.

Algorithm 2 Gradient Matching to generate poisons (Geiping et al., 2021)

Require: Clean network $f(\cdot; \theta_{\text{clean}})$ trained on uncorrupted base images S_{cl} , a target $(x_{\text{target}}, y_{\text{target}})$ and an adversarial label $y_{\text{adversarial}}$, Poison budget P , perturbation bound ε , number of restarts R , optimization steps M

- 1: Collect a dataset $S_{\text{po}} = \{x^i, y^i\}_{i=1}^P$ of P many images whose true label is $y_{\text{adversarial}}$.
 - 2: **for** $r = 1, \dots, R$ restarts **do**
 - 3: Randomly initialize perturbations Δ s.t. $\|\Delta\|_{\infty} \leq \varepsilon$.
 - 4: **for** $k = 1, \dots, M$ optimization steps **do**
 - 5: Compute the loss $\phi(\Delta, \theta_{\text{clean}})$ as in (4) using the base poison images in S_{po} .
 - 6: Update Δ using an Adam update to minimize ϕ , and project onto the constraint set Γ .
 - 7: **end for**
 - 8: Amongst the R restarts, choose the Δ_* with the smallest value of $\phi(\Delta_*, \theta_{\text{clean}})$.
 - 9: **end for**
 - 10: Return the poisoned set $S_{\text{po}} = \{x^i + \Delta_*^i, y^i\}_{i=1}^P$.
-

B Implementation Details

B.1 Code

We provide code for our experiments as ready-to-deploy Jupyter notebooks. The code to work with different dataset can be found in:

- `SVM_Binary_cifar10.ipynb`: Experiments for Binary-CIFAR-10 dataset with linear SVM.
- `cifar10.ipynb`: Experiments for CIFAR-10 dataset with various neural network models.
- `imagenette.ipynb`: Experiments for Imagenette / Imagewoof dataset with various neural network models.

We plan to make our code public with the final version of the paper.

B.2 Experimental Setup

For the ease of replication, we report the corresponding poison class, target class, camouflage class and Target ID for various seeds in different experiments.

Random Seed	Target Class	Poison Class	Camouflage Class	Target ID
2000000000	Deer	Bird	Deer	9621
2000000001	Cat	Horse	Cat	1209
2000000011	Frog	Bird	Frog	6503
2000000111	Bird	Cat	Bird	124
2000001111	Plane	Deer	Plane	7649
2000011111	Cat	Dog	Cat	4423
2000111111	Truck	Car	Truck	8117
2001111111	Bird	Truck	Bird	3686
2011111111	Cat	Bird	Cat	642
2111111111	Frog	Ship	Frog	97

Table 4: Target, poison and camouflage class corresponding to different initial random seeds used for CIFAR-10 experiments. The reported Target ID is relative to the CIFAR-10 validation dataset.

Random Seed	Target Class	Poison Class	Camouflage Class	Target ID
2000000000	Building	Cassette player	Building	1559
2000000001	Chain saw	Gas pump	Chain saw	1266
2000000011	Truck	Cassette player	Truck	2460
2000000111	Cassette player	Chain saw	Cassette player	792
2000001111	Tench	Building	Tench	2500
2000011111	Chain saw	French horn	Chain saw	1162
2000111111	Parachute	English springer	Parachute	3826
2001111111	Cassette player	Parachute	Cassette player	1121
2011111111	Chain saw	Cassette player	Chain saw	1198
2111111111	Truck	Golf ball	Truck	2343

Table 5: Target class, poison class and camouflage class corresponding to different random seeds used for Imagenette experiments. The reported target ID is relative to the Imagenette validation set.

Random Seed	Target Class	Poison Class	Camouflage Class	Target ID
2000000000	Border Terrier	Beagle	Border Terrier	1493
2000000001	English Foxhound	Old English Sheep Dog	English Foxhound	1362
2000000011	Golden Retriever	Beagle	Golden Retriever	2399
2000000111	Beagle	English Foxhound	Beagle	827
2000001111	Shih-Tzu	Border Terrier	Shih-Tzu	250
2000011111	English Foxhound	Australian Terrier	English Foxhound	1405
2000111111	Dingo	Rodesian Ridgeback	Dingo	3810
2001111111	Beagle	Dingo	Beagle	1204
2011111111	English Foxhound	Beagle	English Foxhound	1294
2111111111	Golden Retriever	Samoyed	Golden Retriever	2282

Table 6: Target class, poison class and camouflage class corresponding to different random seeds used for Imagewoof experiments. The reported target ID is relative to the Imagewoof validation set.

B.3 Additional Details on CIFAR-10 Experiments

B.3.1 SVM Experiments

We train the linear SVM (no kernel was used) with the hinge loss: $\ell(f(x, \theta), y) = \max\{0, 1 - yf(x, \theta)\}$. The training was done using the `svm.LinearSVC` class from Scikit-learn (Pedregosa et al., 2011) on a single CPU. In the pre-processing stage, each image in the training dataset was normalized to have ℓ_2 -norm 1. Each training on Binary-CIFAR-10 dataset took 25 - 30 seconds. In order to generate the poison points, we first use `torch.autograd` to compute the cosine-similarity loss (4), and then optimize it using Adam optimizer with learning rate 0.001. Each poison and camouflage generation took about 40 - 50 seconds (for $b_p = b_c = 0.2\%$). We evaluate both label flipping and gradient matching to generate camouflages, and different threat models (ε, b_p, b_c) ; the results are reported in Table 1. For each of our experiments we chose $K = 10$ seeds of the form “kkkkkk” where $k \in \{0, \dots, 9\}$ and the seed 99999. Each trained model had validation accuracy of around 81.63% on the clean dataset S_{cl} , which did not change significantly when we retrained after adding poison samples and / or camouflage samples. Note that the efficacy of the camouflaged poisoning attack was more than 70% in most of the experiments. We provide a sample of the generated poisons and camouflages in Figure 9 in Appendix B.5.

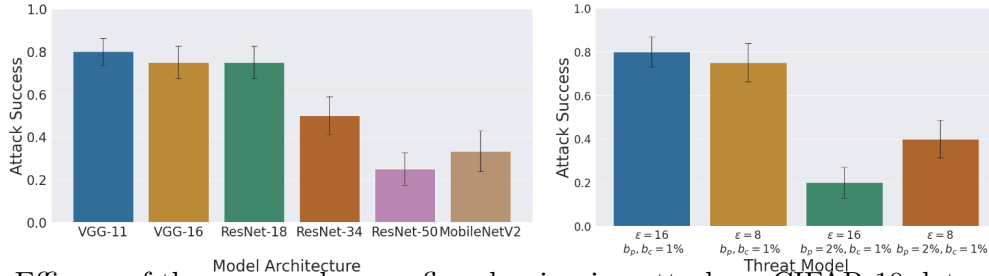


Figure 4: Efficacy of the proposed camouflaged poisoning attack on CIFAR-10 dataset. The left plot gives the success for the threat model $\varepsilon = 16, b_p = 0.6\%, b_c = 0.6\%$ for different neural network architectures. The right plot gives the success for ResNet-18 architecture for different threat models.

B.3.2 Neural Network Experiments

Implementation Details and Hyperparameters. Each model is trained with cross-entropy loss $\ell(f(x, \theta), y) = -\log(\Pr(y = f(x, \theta)))$ on a single GPU using PyTorch (Paszke et al., 2019), and using mini-batch SGD with weight decay $5e-4$, momentum 0.9, learning rate 0.01, batch size 100, and 40 epochs over the training dataset. Each training run took about 45 minutes. The poison and camouflage sets were generated using gradient matching by first defining the cosine-similarity loss using `torch.autograd` and then minimizing it using Adam with a learning rate of 0.1. Each poison/camouflage generation took about 1.5 hours.⁶

Further Results. We next elaborate on the results reported in Figure 3. In Table 7, we report the efficacy of the proposed camouflaged poisoning attack on different neural network architectures where the threat model is given by $\varepsilon = 16, b_p = 0.6\%, b_c = 0.6\%$. The reported results are an average over 5 seeds from 2000000000-2000001111. In the first column under attack success, we report the number of times poisoning was successful amongst the run trials, and in the second column,

⁶Our implementations of Algorithm 1 and 2 are not optimized for computational efficiency, and the provided wall clock times simply serve as a proof of concept that our attack is practically implementable. All computations are performed on a Nvidia A100 or T4 GPU

we report the number of times camouflaging was successful for the trials for which poisoning was successful.

In Table 8, we report the success of the proposed attack when we change the threat model, but fix the network architecture to be ResNet-18. Each experiment was repeated times 5 times with 8 restarts each time, and the mean success rate is reported. These experiments were conducted with 5 seeds from 2000011111-2111111111.

Network Architecture	Attack success		Validation Accuracy		
	Poisoning	Camouflaging	Clean	Poisoned	Camouflaged
VGG-11	100%	80%	85.01	85.03 (± 0.37)	85.10 (± 0.29)
VGG-16	80%	75%	87.68	87.42 (± 0.17)	87.45 (± 0.26)
ResNet-18	80%	75%	82.13	81.88 (± 0.15)	81.80 (± 0.12)
ResNet-34	80%	50%	82.45	82.61 (± 0.30)	83.12 (± 0.93)
ResNet-50	80%	25%	81.02	81.76 (± 0.13)	84.62 (± 0.71)
MobileNetV2	60%	33%	82.79	83.26 (± 0.25)	85.47 (± 0.27)

Table 7: Evaluating our proposed camouflaged poisoning attack on various model architectures on the CIFAR-10 dataset with the threat model $\varepsilon = 16, b_p = 0.6\%, b_c = 0.6\%$.

B.4 Additional Details on Imagenette / Imagewoof Experiments

We evaluate the efficacy of our attack vector on the challenging multiclass classification problem on the Imagenette and Imagewoof datasets (Howard, 2019). Imagenette is a subset of 10 classes (*Tench, English springer, Cassette player, Chain saw, Building/church, French horn, Truck, Gas pump, Golf ball, Parachute*) from the Imagenet dataset (Russakovsky et al., 2015). The Imagenette dataset consists of around 900 images of various sizes for each class. In total, we have 13394 images which are divided into a training dataset of size 9469 and test dataset of size 3925. To perform training, all images are resized and centrally cropped down to 224×224 pixels.

Imagewoof (Howard, 2019) is another subset of Imagenet dataset consisting of 10 classes (*Shih-Tzu, Rodesian Ridgeback, Beagle, English Foxhound, Border Terrier, Australian Terrier, Golden*

Threat model			Attack success		Validation Accuracy		
ε	b_p	b_c	Poisoning	Camouflaging	Clean	Poisoned	Camouflaged
16	1%	1%	100%	80%	82.13	81.98 (± 0.16)	82.12 (± 0.21)
8	1%	1%	80%	75%	82.13	82.21 (± 0.21)	82.09 (± 0.23)
16	2%	1%	100%	20%	82.13	82.31 (± 0.26)	82.19 (± 0.24)
8	2%	1%	100%	40%	82.13	82.43 (± 0.30)	82.34 (± 0.27)

Table 8: Evaluating our proposed camouflaged poisoning attack on various threat models with CIFAR-10 dataset trained on ResNet-18.

Retriever, Old English Sheep Dog, Samoyed, Dingo). Imagewoof consists of around 900 images of various sizes for each class, and in total 12954 images which are divided into a training dataset of size 9025 and test dataset of size 3929. Similar to Imagenette, we resize all images and crop to the central 224×224 pixels before training.

We evaluate our camouflaged poisoning attack on two different neural network architectures-VGG-16 and ResNet-18, and different threat models (ε, b_p, b_c) listed in [Table 3](#). Each model is trained on a single GPU with cross-entropy loss, that is minimized using SGD algorithm with weight decay $5e-4$, momentum 0.9 and batch size 20. We start with a learning rate of 0.01, and exponentially decay it with $\gamma = 0.9$ after every epoch, for a total of 50 epochs over the training dataset. The poisons and camouflages were generated using gradient matching by first defining the cosine-similarity loss using `torch.autograd` and then optimizing it using Adam optimizer with learning rate 0.1.

B.5 Visualizations



Figure 7: Visualization of poisons and camouflages on Imagenette dataset. The first and the third columns shows the original images, and the second and the fourth columns shows the corrupted images (with added Δ). The shown images were generated for a camouflaged poisoning attack on ResNet-18, with Seed = 2000011111 and $\varepsilon = 8$. The target and camouflage class is *chain saw*, and the poison class is *French horn*.




Figure 8: Visualization of poisons and camouflages on CIFAR-10 dataset (multiclass classification task). The top row shows the original images and the bottom row shows the corresponding poisoned / camouflaged images (with the added Δ). The shown images were generated for a camouflaged poisoning attack on ResNet-18, with Seed = 2000000000, $\varepsilon = 8$, $b_p = 0.2$, $b_c = 0.4$, poison class *bird*, target class *deer*, and the target ID 9621.



Figure 9: Visualization of poisons and camouflages on Binary-CIFAR-10 dataset (*animal* vs *machine* classification). The top row shows the original images and the bottom row shows the corresponding poisoned / camouflaged images (with the added Δ). The shown images were generated for a camouflaged poisoning attack on SVM, with Seed = 555555, $\varepsilon = 16$, $b_p = 0.2$, $b_c = 0.4$, target ID 6646.




Figure 5: Visualization of poisons and camouflages on Imagewoof dataset. The first and the third columns shows the original images, and the second and the fourth columns shows the corrupted images (with added Δ). The shown images were generated for a camouflaged poisoning attack on ResNet-18, with Seed = 2111111110, $b_p = b_c = 4.2\%$, $\varepsilon = 16$. The target and camouflage class is *Australian Terrier*, and the poison class is *Golden Retriever*.



Figure 6: Some representative poison and camouflage images for attack on Imagewoof dataset. In each pair, the left figure is the original picture from the training dataset and the right figure has been adversarially manipulated by adding Δ . The shown images were generated for a camouflaged poisoning attack on Resnet-18, with Seed = 10000005, $b_p = b_c = 6.6\%$ and $\varepsilon = 16$. The target and camouflage class is *English Springer*, and the poison class is *Building (Church)*.

B.6 Additional Experiments

B.6.1 Ablation Study for Different Values of b_p and b_c

In this section, we explore the effect of changing the relative sizes of the poison samples and camouflage samples. The experiments are performed on ResNet-18 for CIFAR-10 dataset with $b_p = 1\%$ and $b_c = \{0.5, 1, 1.5\}\%$ respectively, and vice-versa. We report the results in Table 9.

One may also wonder what is the price that an attacker has to pay in terms of the success rate of a poisoning (only) attack if it chooses to devote a part of the budget for camouflages. In Table 10, we report the results for comparing the success rate 1% poisons and 1% camouflages, to success rate with 2% poisons (and no camouflages.)

Problem parameters		Attack success		Validation Accuracy		
b_p	b_c	Poisoning	Camouflaging	Clean	Poisoned	Camouflaged
1%	1.5%	83%	80%	0.822	0.8191	0.8264
1%	0.5%	83%	40%	0.845	0.8395	0.8432
1%	1%	83%	80%	0.822	0.8274	0.8244
0.5%	1%	33%	50%	0.822	0.8261	0.8194
1.5%	1%	83%	20%	0.822	0.8156	0.8118

Table 9: Effect of different sizes of poison and camouflage datasets on the success of the proposed camouflaged poisoning attack on CIFAR-10 dataset trained on ResNet-18, with $\varepsilon = 16$. The reported success rates are averaged over six different trials with seeds 200000111-211111111. For each experiment, we do 4 restarts for every poison and camouflage generation.

Problem parameters		Attack success		Validation Accuracy		
b_p	b_c	Poisoning	Camouflaging	Clean	Poisoned	Camouflaged
0.5%	0.5%	33%	50%	0.822	0.8212	0.8238
1%	1%	83%	80%	0.822	0.8274	0.8244
2%	0	83%	N/A	0.822	0.817	N/A

Table 10: Comparison of success rate when the allocated budget of 2% is split as: (a) 1% poisons and 1% camouflage, and (b) 2% poison samples and 0% camouflages. The experiment is performed on CIFAR-10 dataset trained on ResNet-18 with $\varepsilon = 16$. The reported success rates are averaged over six different trials with seeds 200000111 - 211111111. For each experiment, we do 4 restarts per poison or camouflage generation.

B.6.2 Robustness of the Proposed Attack to Random Deletions

We next explore the effect of random removal of the generated poison and camouflage samples on the success of our attack. In a data-scraping scenario, a victim may not scrape all the data points modified by an attacker. In Table 11, we report the effect on attack success when different amounts of the generated poison and camouflage samples are deleted uniformly at random.

Amount removed		Attack success		Validation Accuracy		
Poisons	Camouflages	Poisoning	Camouflaging	Clean	Poisoned	Camouflaged
5%	5%	80%	75%	0.822	0.823	0.819
10%	10%	60%	33%	0.822	0.817	0.825
20%	20%	80%	100%	0.822	0.826	0.820
30%	30%	100%	80%	0.822	0.8215	0.818
40%	40%	20%	100%	0.822	0.825	0.817

Table 11: Effect of random removal of the generated poison and camouflage samples on the success of the proposed camouflaged poisoning attack on CIFAR-10 dataset trained on ResNet-18, with $\varepsilon = 16$. The reported success rates are averaged over 5 different trials with seeds 200001111 - 211111111. For each experiment, we do 4 restarts for every poison and camouflage generation.

B.6.3 Transfer Experiments

In this section, we show that the poison and camouflage samples generated by the proposed approach transfer across models. Thus, an attacker can successfully execute the camouflaged poisoning attack, even if the victim trains a different model than the one on which the poison and camouflage samples were generated. We show the transfer success in Figure 10. The brewing network denotes the network architecture on which poison and camouflage samples were generated (we adopt the same notation as Geiping et al. (2021)). The victim network denotes the model architecture used by the victim for training on the manipulated dataset.

We ran a total of 3 experiments per (brewing model, victim model) pair using the seeds 2000000000-2000000011. Each reported number denotes the fraction of times when both poisoning and camouflaging were successful in the transfer experiment, and thus the attack could take place.

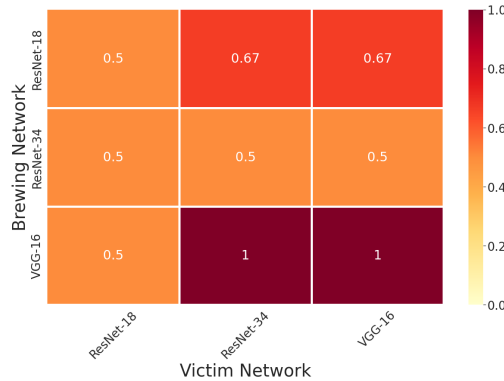


Figure 10: Transfer experiments on CIFAR10 dataset.

B.6.4 Robustness to Data Augmentation

Data augmentation is commonly used to avoid overfitting in deep neural networks. In order to be applicable in the real life, our poisoning and camouflaging attacks must be successful even when the model is trained with data augmentation. In order to validate this, we evaluate our

approach on CIFAR-10 dataset trained with data augmentation on ResNet-18 in the threat model $\varepsilon = 16, b_p = b_c = 1\%$; the results are in Table 12. The considered data augmentations are:

1. *No Augmentation*: Exact images from the training dataset are used.
2. *Augmentation Set 1*: 50% chance that the image will be horizontally flipped, but no rotations.
3. *Augmentation Set 2*: 50% chance that the image will be horizontally flipped, and random rotations in Uniform($-10, 10$) degrees.

The reported results in Table 12 are an average over 5 random seeds from “kkkkkk” where $1 \leq k \leq 5$. As expected, the validation accuracy for the model trained on clean dataset increased from 82% percent when trained without augmentation, to 86% for augmentation Set 1 and 88% for augmentation set 2. The addition of data augmentation during training and re-training stages make it harder for poisoning to succeed and at the same time makes it easier for camouflaging to succeed.

Data Augmentation	Attack success		Validation Accuracy		
	Poisoning	Camouflaging	Clean	Poisoned	Camouflaged
No Augmentation	100%	20%	82%	82%	82%
Augmentation Set 1	86%	33%	86%	85%	86%
Augmentation Set 2	60%	100%	88%	86	86%

Table 12: Effect of data augmentation on our proposed camouflaged poisoning attack.

B.6.5 Similarity of Feature Space Distance

A natural approach to defend against dataset manipulation attacks is to try to identify the modified images, and then remove them from the training dataset (i.e., *data sanitization*), e.g. ?. For instance, one could cluster images based on their distance from their class mean image, or from the target image. This type of defense could potentially thwart watermarking poisoning attacks such as Poison Frogs (Shafahi et al., 2018). As we show in Figure 11, such a defense would not be effective against our proposed poison and camouflage generation procedures, as the data distribution for the poison set and the camouflage set is similar to that of the clean images from the respective classes.

B.6.6 Approximate Unlearning

In the experiments reported so far, we assumed that the victim performs exact unlearning, i.e. retrains the model from scratch on the leftover training data every time there is an unlearning request. However, in many cases, retraining from scratch for every unlearning request could be computationally expensive. This has inspired a plethora of research over the past few years in machine unlearning to develop approximate unlearning methods that are computationally faster than retraining from scratch (Sekhari et al., 2021; Guo et al., 2020; Bourtole et al., 2021; Brophy and Lowd, 2021; Graves et al., 2021). One may wonder if our attack also succeeds when performing approximate unlearning. Unfortunately, the algorithms discussed in the prior works are infeasible for our large-scale deep learning setting; they either require strong structural properties (e.g., convexity (Sekhari et al., 2021; Guo et al., 2020)) or require access to large memory (Bourtole et al., 2021; Brophy and Lowd, 2021; Graves et al., 2021), etc. Hence, we were unable to evaluate most of these methods. However, we were successful in implementing the approximate unlearning methods in

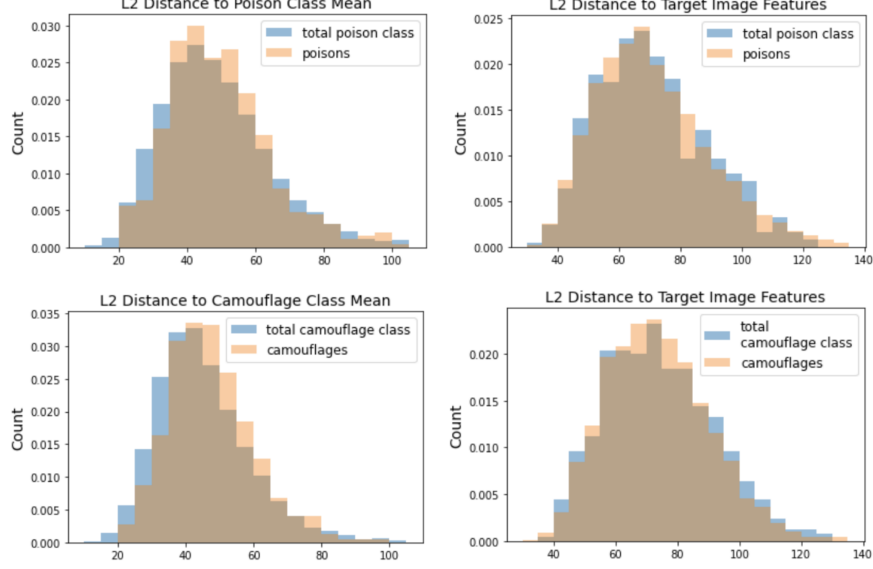


Figure 11: Feature space distance for our generated poison and camouflage set. The reported data was collected by a successful camouflaged poisoning attack on Resnet-18 model trained on CIFAR-10 with seed 2000000000, $\varepsilon = 16$ and $b_p = b_c = 1\%$.

Graves et al. (2021) called *Amnesiac Unlearning* withing our available resources and report the results in Table 13.

To give the high level idea of *Amnesiac Unlearning*, note that the final model produced by multi-epoch mini-batch SGD like algorithms is given by:

$$\theta_{final} = \theta_{initial} + \sum_{e=1}^E \sum_{b=1}^B \Delta\theta_{e,b}$$

where $\Delta\theta_{e,b}$ is the incremental update using batch b in epoch e . In *Amnesiac Unlearning*, the learner keeps track of which batches contain which sample points. When given an unlearning request, the learner computes the batches SB that contain the sensitive data (that requested for removal) and updates the model as

$$\theta_{updated} = \theta_{initial} + \sum_{e=1}^E \sum_{b=1}^B \Delta\theta_{e,b} - \sum_{sb=1}^S B \Delta\theta_{sb} = \theta_{initial} - \sum_{sb=1}^S B \Delta\theta_{sb}.$$

The above update is followed by a few epochs of fine tuning on left over data samples to recover any loss in validation error. As reported in Graves et al. (2021), the above update method is particularly effective when the sensitive data comprises of about 1-2% of the training dataset, which is the case in our experiments. We refer the reader to Graves et al. (2021) for more details. The reported results in Table 13 were obtained by using the open source implementation of *Amnesiac Unlearning* by Graves et al. (2021). We note that each experiment on CIFAR-10 took about 200GB of memory.

B.7 Multiple Targets Scenarios

In addition, we performed a limited number of experiments on poisoning and camouflaging multiple targets using the gradient matching method. The results (as shown in Table 14) are comparable

Threat model			Attack success		Validation Accuracy		
ε	b_p	b_c	Poisoning	Camouflaging	Clean	Poisoned	Camouflaged
16	0.5%	1%	40%	100%	0.913	0.765 (± 0.047)	0.722 (± 0.060)
16	1%	1%	40%	100%	0.913	0.760 (± 0.046)	0.765 (± 0.046)

Table 13: Evaluating the success of our proposed camouflaged poisoning attack against *Amnesiac Unlearning* (an approximate unlearning technique) provided by [Graves et al. \(2021\)](#) using five randomly selected seeds provided in the table above. We remark that our attack continues to be effective even against approximate unlearning.

to the experiments performed by ([Geiping et al., 2021](#)) on multiple targets. We observe that our attack continues to be effective under multiple target settings. Furthermore, choosing a method that is more effective under the multi-target setting may increase the success of our attack.

Threat model			Targets			Attack Success	
ε	b_p	b_c	Targets	b_p / Targets	b_c / Targets	Poisoning	Camouflaging
16	1%	1%	2	0.5%	0.5%	70%	40%
16	1%	1%	5	0.25%	0.25%	36%	33%
16	1%	1%	10	0.1%	0.1%	21%	15%

Table 14: Evaluating the success of our proposed camouflaged poisoning attack against multiple targets using the *Gradient Matching technique* on the CIFAR-10 dataset with default parameters.

C Alternative Approaches to Generate Poisons and Camouflages

Thus far, our experiments have focused solely on generating poison and camouflage points using the gradient matching technique. In this section, we show that our attack framework is robust to the poison generation method: we generate a camouflaged poisoning attack using Bullseye Polytope poisoning—a clean-label targeted attack proposed by [Aghakhani et al. \(2021\)](#). We believe that similar results should hold for a variety of other data poisoning techniques.

Bullseye Polytope (BP) maximizes the similarity between representations of the poisons and target. In doing so, it implicitly minimizes the alignment between poison and target gradients with respect to the penultimate layer, which captures most of the gradient norm variation (?). In the transfer learning scenario, the poisons are crafted to have a similar representation to that of the target. Here, a linear layer is trained on the poisoned data using the representations obtained from a pre-trained clean model. The gradient of the linear model is proportional to the representations learned by the pre-trained model. Therefore, by maximizing the similarity between the representations of the poisons and the adversarially labeled target, the attack indeed increases the alignment between their gradients (?).

In our experiments, a poison set and a camouflage set were crafted and evaluated in a white-box setting, where the method has the highest average attack success rate (?). Two pre-trained ResNet-18 models are used as the feature extractor to generate adversarial examples and as the victim,

respectively. We set an ℓ_∞ perturbation budget of $\varepsilon = 7$ and perform BP for 1,000 iterations each to obtain poisons and camouflages. We then use Adam with a learning rate of 0.1 to fine-tune the victim’s linear classifier on the poisoned dataset for 60 epochs. Finally, we re-load the victim model, repeat the fine-tuning process with the poisoned + camouflaged dataset and compare the results.

Threat model			Attack success		Validation Accuracy		
ε	b_p	b_c	Poisoning	Camouflaging	Clean	Poisoned	Camouflaged
8	5	5	90%	67%	0.870	0.8794 (± 0.012)	0.8737 (± 0.021)
8	5	10	90%	78%	0.870	0.8727 (± 0.002)	0.8716 (± 0.002)

Table 15: Evaluating the success of our proposed camouflaged poisoning attack with *Bullseye Polytope poisoning* (a clean-label targeted attack) provided by [Aghakhani et al. \(2021\)](#) on the CIFAR-10 dataset using ten randomly selected seeds provided in the table above. We observe that our attack continues to be effective with different targeted poisoning methods.