

Debiasing NLP Models Without Demographic Information

Hadas Orgad

Technion – Israel Institute of Technology
orgad.hadas@cs.technion.ac.il

Yonatan Belinkov

Technion – Israel Institute of Technology
belinkov@technion.ac.il

Abstract

Models trained from real-world data tend to imitate and amplify social biases. Although there are many methods suggested to mitigate biases, they require a preliminary information on the types of biases that should be mitigated (e.g., gender or racial bias) and the social groups associated with each data sample. In this work, we propose a debiasing method that operates without any prior knowledge of the demographics in the dataset, detecting biased examples based on an auxiliary model that predicts the main model’s success and down-weights them during the training process. Results on racial and gender bias demonstrate that it is possible to mitigate social biases without having to use a costly demographic annotation process.

1 Introduction

While neural natural language processing (NLP) models produces remarkable results in numerous applications, they are known to suffer from social biases, such as performance disparities between genders or races (Blodgett et al., 2020). Numerous debiasing methods have been proposed in order to address this issue, with varying degrees of success. A disadvantage of these methods is that they require knowledge of the biases one wishes to mitigate (e.g., gender bias). Additionally, it is common for some methods to require, in addition to the original downstream task labels of the training set, another set of annotations which identify the demographic group to which each instance in the training set belongs, such as whether a specific data point was written by a white or a black individual. Some annotations can be automatically collected from the data, while others require manual annotations or expert annotations, which can be very expensive. Due to this limitation, these methods are typically limited to a small number of datasets and tasks.

In this paper, we propose a new debiasing method that does not require demographic attribute.

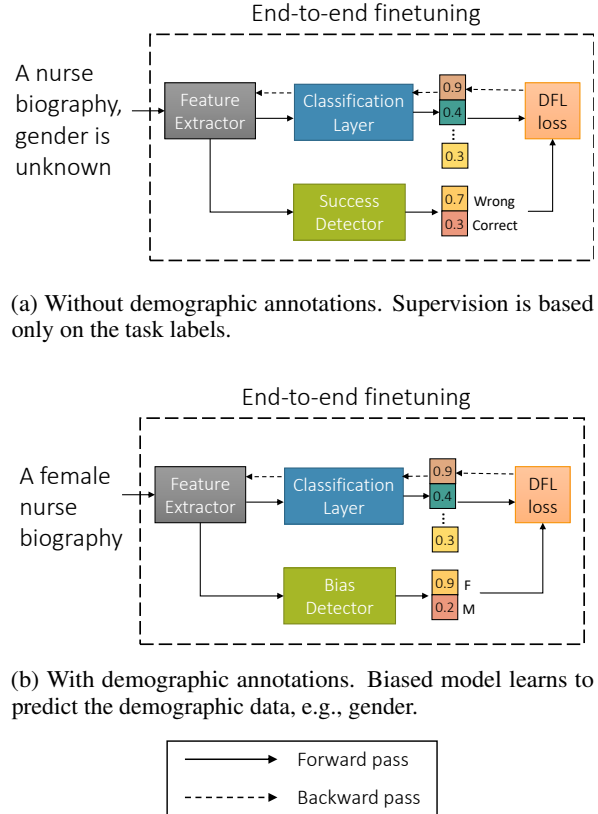


Figure 1: Our proposed debiasing methods.

The method we use relies on Debaised Focal Loss (DFL) (Karimi Mahabadi et al., 2020), which was designed for natural language understanding (NLU) models to detect biased instances and down-weight them during training. The problem of social bias can be seen as a private case of robustness issues and can be viewed as a shortcut learning (Geirhos et al., 2020). Based on this perspective, we propose to use DFL for social debiasing. In contrast to the original implementation of DFL that explicitly defined biases to mitigate, we design the bias detection mechanism in a general manner such that the model’s biases are learned and mitigated dynamically during training.

In addition to a main model trained on the down-

stream task, we train a success detector, which tries to predict whether the main model succeeded in predicting each instance’s label on every batch. The loss of the success detector is used to down-weight examples that the success detector was correct in predicting. Our approach is demonstrated in Figure 1a. The success detector is unaware of the original task. Therefore, being accurate in predicting the main model’s success on an example indicates that the neural representation of the example has some very simple features. In addition, we propose a method that uses demographic annotations to train a biased model that down-weights examples containing demographic information, demonstrated in Figure 1b.

We perform experiments on two NLP tasks that use two types of social demographics: occupation classification with gender and sentiment analysis with race. We propose a method of choosing the hyperparameters based on task accuracy alone, since we observe it correlates with the degree of debiasing. Our methods are shown to be effective in bias mitigation, with the no-demographic method sometimes succeeding in cases where other methods that use demographic information fail. To determine why these methods are successful, we analyze the effect of hyper parameters on it and probe the debiased models.

2 Methodology

2.1 Problem Formulation

We consider general multiclass-classification problems. The dataset $D = \{x_i, y_i, z_i\}_{i=1}^N$ consists of triples of input $x_i \in \mathcal{X}$, label $y_i \in \mathcal{Y}$, and a protected attribute $z_i \in \mathcal{Z}$ which corresponds to a demographic group, such as gender. z might be latent, meaning that it cannot be accessed during training or validation stages. Our goal is to learn a mapping $f_M : X \rightarrow \mathbb{R}^{|\mathcal{Y}|}$, such that f_M , which we call the main model, is robust to differences in demographics as induced by $z_i \in \mathcal{Z}$. The robustness of a model is measured using a variety of fairness metrics.

2.2 Fairness Metrics

A fairness metric is a mapping from a model’s predictions and the protected attributes to a numerical measure of bias: $M : (\mathbb{R}^{|\mathcal{Y}|}, \mathcal{Z}) \rightarrow \mathbb{R}$. We aim to have the metric’s absolute value as close to 0 as possible. The practical fairness metrics measured in this work are described in section Section 3.2.

2.3 Debiased Focal Loss for Social Bias

The model f_M can be written as a composition of two functions: g , the feature extractor, and h , the classifier, such that $f_M = h \circ g$. g in our case is a transformer language model such as BERT (Devlin et al., 2018), and f is a linear classification layer.

Loss term. We use the DFL (Karimi Mahabadi et al., 2020) formulation, to re-weight examples that contain bias. To determine the re-weighting coefficients, we need a separate model that acts as a bias detector, f_B . Karimi Mahabadi et al. (2022) explicitly defined the biases they are aiming to mitigate, and trained a biased model on the same task as the main model by feeding it with biased features. On the contrary, we feed the same features to the biased model and the main model, but the task of the biased model is different than the main task: Without demographics, the biased model only predicts whether the main model will succeed on each example. When demographics are incorporated, the biased model aims to predict the demographic annotation of the example.

The loss on the parameters of the main model and the biased model, θ_M and θ_B respectively, is defined as:

$$\mathcal{L}(\theta_M, \theta_B) = \left((1 - \sigma(f_B^s(x)))^\gamma \right) \log(\sigma(f_M^y(x))) \quad (1)$$

for a single instance (x, y, s) , where $\sigma(u)^j = e^{u^j} / \sum_{k=1}^{\mathcal{Y}} e^{u^k}$ is the softmax function, and γ is a hyper-parameter that controls the strength of the re-weighting. $\gamma = 0$ restores the vanilla negative log likelihood loss. Our next step is to define the bias detector and s , which depends on whether demographic annotations are included in our setting.

2.4 Debiasing Without Demographic Annotations

One of the main weaknesses other debiasing methods in the field, as well as the methods described in Section 2.5, is the requirement to label demographic attributes z per data point. It may be costly or impossible to obtain these annotations. Moreover, these annotations do not address nuances, like intersectional biases, which consider for example both gender and race, or non-binary gender issues. We propose a method for reducing biases without demographic annotations. To detect biased examples in this setting, the biased model is trained as a

success predictor. The role of the *success predictor* is to predict, for each example, whether the main model will be successful at predicting the correct label for the main task. The *success predictor* has no knowledge of the original task. The bias detector is formulated as $f_B : g(X) \rightarrow R^{|S|}$, and s is defined as follows: $s := (f_M(x) == y)$. s is dynamic, and changes across different epochs of the training process. See Figure 1a.

We expect that if the success predictor predicts whether the model is correct or incorrect on an example ($(\sigma(f_B^s(x)))^\gamma$ is high), without knowing the task at hand, it indicates that the representation contains some simple but biased features and thus should have reduced weight in the loss. This intuition aligns with the claim that in the context of complex language understanding tasks, all simple feature correlations are spurious (Gardner et al., 2021).

To rule out any potential form of unintended regularization, we also train a *control* model, where we use random labels for the biased model in DFL training.

2.5 Debiasing With Demographic Annotations

When demographic attributes are available, we propose to define bias as the amount of demographic information that is extractable from an example’s internal representation. This strategy aligns with the observation by Orgad et al. (2022) that this measure correlates with gender bias measures. The bias detector is thus formulated as $f_B : g(X) \rightarrow R^{|Z|}$, which receives as input the features as extracted from g and classifies it for their demographic attributes. See Figure 1b. It is worth noting that while the concept of a biased model may resemble adversarial training (Zhang et al., 2018; Elazar and Goldberg, 2018; Han et al., 2021b), DFL is different since it uses the biased model to re-weight the loss of the main model, rather than reversing gradients from the biased model to remove information in the main model.

Examples where the biased model is successful in predicting their demographics ($(\sigma(f_B^z(x)))^\gamma$ is high) are down-weighted, and examples where it is hard to detect their demographics ($(\sigma(f_B^z(x)))^\gamma$ is low) are up-weighted. Intuitively, this encourages the model to focus on examples with less demographic information in order to prevent learning demographics–task correlations.

3 Experiments

3.1 Tasks and Models

We experiment with two classification tasks and bias types:

Occupation Prediction and Gender. The dataset presented by De-Arteaga et al. (2019), which contains 400K biographies scraped from the internet. The task is predicting one’s occupation based on a subset of their biography – without the first sentence, which states the occupation. The protected attribute is gender, and each instance is assigned binary genders based on the pronouns in the text, which indicate the individual self-identified gender.

Sentiment Analysis and Race. We follow the setting of Elazar and Goldberg (2018), who used a twitter dataset collected by Blodgett et al. (2016). A subset of 100k examples is used. As a proxy for the writer’s racial identity, each tweet is associated with a prediction about whether it is written in African American English or Standard American English based on the geo-location of the author. Elazar and Goldberg (2018) used emojis in the tweets to derive sentiment labels for the classification task.

3.2 Metrics

As recommended by Orgad and Belinkov (2022), we measure multiple metrics to quantify bias in downstream tasks. They can be separated to two main groups:

Performance gap metrics. These indicate the difference in performance between two demographic groups, such as females versus males. True Positive Rate (TPR), False Positive Rate (FPR), and Precision gaps are measured. On a multiclass setting, we calculate the absolute sum of gaps across the different labels of the task. When possible, we also compute the Pearson correlation between the gap and the dataset statistics. For example, the pearson correlation between the TPR gap of a label and the percentage of females as appears in the training set for this label.

Statistical metrics. These metrics evaluate the statistical dependence between variables such as the model predictions, gold labels, and protected attributes. These include Independence, Separation and Sufficiency (Barocas et al., 2019). We measure each of these metrics as a difference between two probability distributions, and we then

sum all calculated distances to obtain a single bias quantity per metric. As an example, in occupation classification, separation is defined as the difference between $P(f_M(X)|Y = y, Z = F)$ and $P(f_M(X)|Y = y, Z = M)$, for each label Y such as teacher, nurse, lawyer, etc. A single number is calculated by summing the differences between labels.

3.3 Training and Evaluating

We experiment with a BERT (Devlin et al., 2018) and DeBERTa V1 (He et al., 2020) based architectures, where the transformer model is used as a feature extractor and is fed into a linear classifier. We fine-tune the feature extractor with the linear layer on the downstream task.

We added another hyper parameter of temperature (t) to the softmax function of the biased model, since it improved the training stability. Increasing t increases the smoothness of the softmax result, resulting in a less radical regularization. In each experiment, we grid search $\gamma \in \{1, 2, 4, 8, 16\}$ and $t \in \{1, 2, 4, 8\}$ using the validation set. Since we are interested in balancing the importance of task accuracy and fairness, we adapt the ‘distance to optimum’ (DTO) introduced by Han et al. (2021a).

If no demographic information is available, we could require demographics for the validation and test set, which are typically much smaller than the train set, and therefore require much less effort to annotate. However, we noticed that the fairness metrics are strongly connected to the reduction in accuracy (see section 4.3), thus for both tasks we chose the (γ, t) combination that has the lower accuracy that is still above a tolerance threshold. We chose 0.95 of the maximum achieved accuracy on the task as threshold, per architecture.

All of our models are tested on a balanced dataset (via subsampling), i.e., each label contains the same number of examples from each demographic group. By doing this, we neutralize the bias in the dataset, allowing us to truly assess the bias in the models, as suggested by Orgad and Belinkov (2022).

3.4 Baselines and Competitive Systems

We compare the following training methods:

1. **Finetuned**: The same model architecture, optimized to solve the downstream task without any debiasing mechanism.

2. **INLP** (Ravfogel et al., 2020): A post-hoc method for removing linear information from the neural representation of a trained model, by repeatedly training a linear classifier to predict a property (in our case, gender or race) from the neural representation, and then projecting the neural representations to the null space of the linear classifier.
3. **RLACE** (Ravfogel et al., 2022): The goal of this method is also to linearly remove information from the neural representations of a trained model by utilizing a different strategy based on a linear minimax game.
4. **DFL-demog**: DFL trained with demographic annotations, as described in Section 2.5.
5. **DFL-no demog**: DFL trained without demographic annotations, as described in Section 2.4.
6. **DFL-no demog+**: DFL trained without demographic annotations, but tuned for hyperparameters using a validation set with demographic annotations. We present it only when it achieved different results than DFL-no demog.

4 Results

In the main body of the paper, we report accuracy and a representative subset of fairness metrics.

4.1 Sentiment classification

In Table 1a, we present the results of sentiment classification with racial bias. As expected, the vanilla fine-tuning baseline yields the best accuracy, but also the worst bias (highest fairness metrics), on both BERT and DeBERTa.

Debiasing With Demographic Annotations.

We first focus on DFL trained with a biased model that predicts demographic attributes, race in this case. DFL leads to a statistically significant reduction of bias compared to the fine-tuned baseline in all metrics, with a minor drop in accuracy (2–3% absolute). Compared to other methods that use demographic attributes (INLP and RLACE), DFL maintains better accuracy. On BERT, it also reduces bias more. On DeBERTa, competing methods enjoy a greater bias reduction, but suffer a decrease in accuracy (-14% in INLP, -2.7% in RLACE). We conclude that DFL is an effective

	BERT				DeBERTa			
	Acc \uparrow	TPR _{RMS} \downarrow	Indep \downarrow	Suff \downarrow	Acc \uparrow	TPR _{RMS} \downarrow	Indep \downarrow	Suff \downarrow
Finetuned	0.779	0.267	0.045	0.027	0.775	0.270	0.047	0.032
INLP \dagger	0.756*	0.196*	0.022*	0.014*	0.633*	0.086*	0.010*	0.015*
RLACE \dagger	0.735*	0.142*	0.010*	0.008*	0.748*	0.168*	0.016*	0.011*
DFL-demong \dagger	0.762*	0.124*	0.000*	0.003*	0.766	0.177*	0.009*	0.008*
DFL-no demog	0.742*	0.221*	0.025*	0.013*	0.765	0.279	0.045	0.026
DFL-no demog+	-	-	-	-	0.782	0.243*	0.028*	0.022*
Control	0.776	0.480	0.046	0.026	0.780	0.247	0.035	0.026

(a) Sentiment classification.

	BERT				DeBERTa			
	Acc \uparrow	TPR _{RMS} \downarrow	TPR _p \downarrow	Suff \downarrow	Acc \uparrow	TPR _{RMS} \downarrow	TPR _p \downarrow	Suff \downarrow
Finetuned	0.864	0.136	0.809	1.559	0.864	0.134	0.819	1.597
INLP \dagger	0.853*	0.131	0.782	1.216	0.852*	0.122	0.730*	1.050*
RLACE \dagger	0.866	0.131	0.809	1.413	0.868*	0.126	0.808	1.361*
DFL-demog \dagger	0.834*	0.122*	0.602*	0.709*	0.829*	0.113*	0.619*	0.794*
DFL-no demog	0.826*	0.137	0.694*	1.097*	0.835*	0.123	0.638*	0.906*
DFL-no demog+	-	-	-	-	-	-	-	-
Control	0.864	0.140	0.796	1.602	0.865	0.129	0.795	1.403

(b) Occupation classification

Table 1: Results on both tasks, averaged over 5 seeds. Results that have statistically significant difference comparing to the Finetuned model (by Pitman’s permutation test, $p < 0.05$) are marked with *. \dagger marks debiasing methods that require demographic information. + marks debiasing methods that require demographic information only for hyper-parameter tuning.

method to reduce bias in this setting while maintaining high performance on the downstream task.

Debiasing Without Demographic Annotations.

Next we examine the effectiveness of DFL when it has no access to demographic attributes, instead using a success detector as a proxy for a biased model. Remarkably, we observe a statistically significant reduction of bias compared to the fine-tuned model in BERT. In DeBERTa, choosing γ , t based on the reduction in accuracy results does not result in bias reduction. Using demographic information for the hyper-parameter choice only resulted in significant bias reduction. Reduction in accuracy is minimal, as before. Comparing DFL with and without attributes, the model trained with attributes leads to much lower fairness metrics, both in BERT and DeBERTa.

We also find the control model is not statistically significantly different from the vanilla fine-tuned model, in both accuracy and fairness metrics.

4.2 Occupation prediction

Next we present results on occupation classification with gender bias, which are summarized in Table 1b. Once more, the fine-tuned model performs better or as well as other methods in terms of accuracy, but has high bias.

Debiasing With Demographic Annotations.

When using demographic attributes (here: gender), DFL leads to a statistically significant reduction of bias according to all metrics on both BERT and DeBERT, with minor drop in accuracy (3%). In contrast, INLP and RLACE are much less effective in reducing bias in this setting, with no significant difference from the baseline on BERT and only partial improvements on DeBERTa.¹

Debiasing Without Demographic Annotations

As in the sentiment classification task, debiasing

¹The original INLP and RLACE papers reported better improvements, but they measured bias on an unbalanced test set, while we follow [Orgad and Belinkov \(2022\)](#)’s recommendation to use balanced test sets.

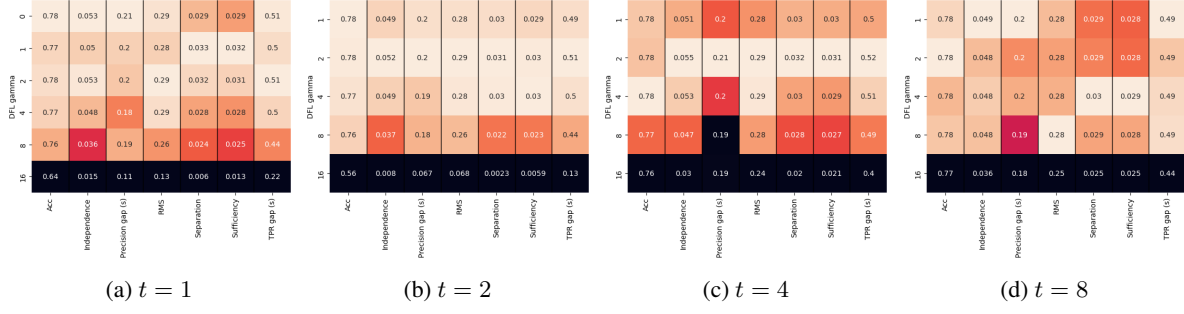


Figure 2: Sentiment classification: effect of γ across different softmax temperatures (t).

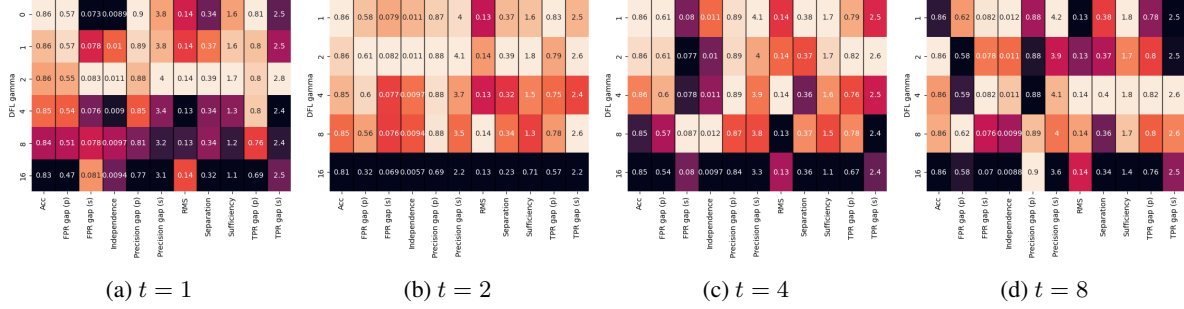


Figure 3: Occupation prediction: effect of γ across different softmax temperatures (t).

without demographic attributes tends to be less effective than debiasing using demographic attributes. Nevertheless, it is still successful in mitigating bias on some of the fairness metrics, while maintaining a small reduction in performance. Once again, the control model results are statistically indistinguishable from those of the baseline.

To summarize this part, while the results of DFL without attributes are behind those of methods that use attributes, it is encouraging to see any significant reduction in bias in this setting.

4.3 Effect of γ

Recall that the DFL loss (Equation (1)) uses γ to control how much importance to give to a biased example; the higher γ , the less weight a biased example receives in the loss, which should result in a more biased model. Indeed, Figures 2 and 3 show that as γ increases (moving from top to bottom on the heatmaps), the bias metrics and accuracy both tend to decrease. Each heatmap corresponds to a different softmax temperature (t). We do not observe a clear pattern to the effect of t in terms of bias. Instead, we found softmax temperature to mostly affect the stability of training, with less runs collapsing on high values of γ . The results shown here are with BERT, but the conclusions are similar for DeBERTa.

Accuracy as a demographic-dependent measure for grid search. Since accuracy appears to decrease consistently as bias metrics decrease, as can be seen in Figures 2 and 3 for BERT, choosing a model based on the rate at which accuracy decreases is reasonable.

4.4 Effect of Debiasing on Internal Model Representations

As a further step in understanding why DFL works, we investigate the internal representations of the debiased models. Recently, the extractability of gender information from a model’s internal representations was found to be correlated with gender bias metrics (Orgad et al., 2022). We therefore pose the following question: What effect does debiasing with DFL have on the information about demographics embedded in the neural representations of the model? Here, we focus on BERT.

To answer the above question, we train a probe model, f_p , which predicts the protected attribute, either gender or race, from the main model’s internal representations: $f_p : g(X) \rightarrow R^{|Z|}$. We then report the ease at which the probe performs this task using compression, measured by a minimum description length (MDL) probing (Voita and Titov, 2020). MDL probes address the problem with looking at a probe’s accuracy as measure of information, which has been found to be mislead-

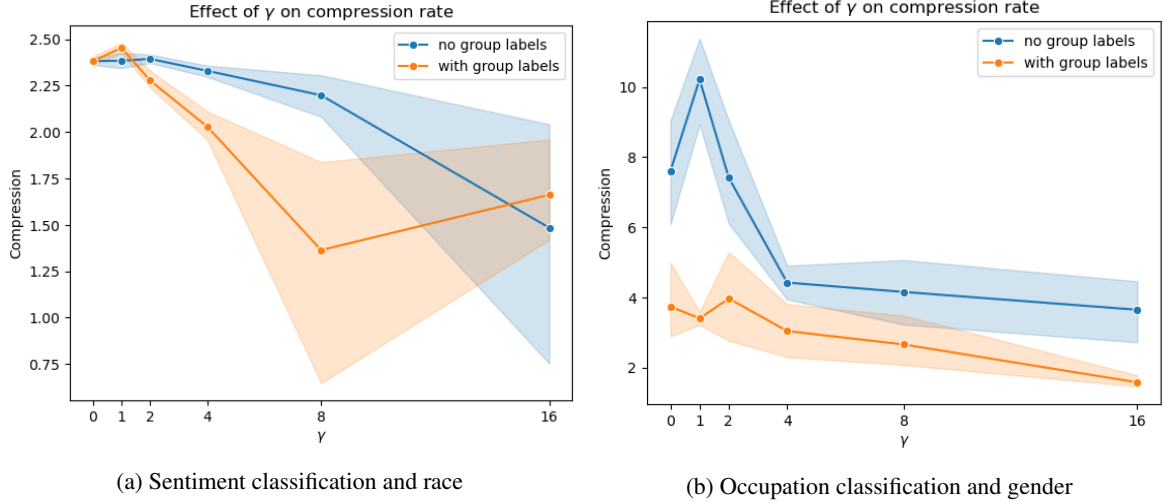


Figure 4: Effect of γ on compression.

ing due to memorization and other factors (Hewitt and Liang, 2019; Belinkov, 2021). Internal representations with a higher compression indicate more gender or racial information.

Figure 4 presents the probing results for both tasks and on the two variations of debiasing: with and without demographic attributes. Even though some γ s are noisy, there is a clear trend that the amount of demographic information decreases as γ increases. We observe that for models that were debiased with and without demographic attributes. Surprisingly, the training process caused the models to encode less information on these demographics even though they were not provided with information about the protected attributes. This may explain why the method is successful in reducing bias metrics associated with these demographics, as well as indicating that there might be other hidden characteristics, not visible to us, that are also affected by this debiasing process.

5 Previous Work

The literature suggests a variety of ways in which NLP models can be debiased from social biases on downstream tasks, such as preprocessing the training data (De-Arteaga et al., 2019; Zhao et al., 2018; Han et al., 2021a), modifying the training process (Elazar and Goldberg, 2018; Shen et al., 2022), or applying post-hoc methods to neural representations of a trained model (Ravfogel et al., 2020, 2022). All these methods, however, require that we define the bias upon which we would like to operate, for example, gender bias. Additionally, many methods require demographic annotations

per data instance, such as the gender of the writer or of the subject of the text. Webster et al. (2020) is an exception, since it reports gender-debiasing by modifying dropout parameters. Another exception is the work by Liu et al. (2021), who improved worst-group errors by training a model twice: first a standard ERM model, then a second model that up-weights training examples misclassified by the first model. While in these studies the authors chose the hyper-parameters based on the fairness metrics that they wished to optimize, we aim to choose our hyper-parameters based on accuracy only. As far as we know, this is the first study that aims to mitigate social biases in an NLP model without assuming any prior knowledge of its biases.

There were other works that focused on improving robustness in NLP models without prior knowledge of bias issues. Utama et al. (2020); Sanh et al. (2020) tackled biases in natural language understanding tasks, by training a weak learner to identify biased examples. Weak learners are copies of the main models trained on a random subset of the dataset.

Focal loss (Lin et al., 2017) was proposed as a method for addressing class imbalances by down-weighting the loss associated with well-classified examples. Debiased Focal Loss (DFL) (Karimi Mahabadi et al., 2020) is a variant of Focal loss proposed to improve NLU models on out-of-distribution data, by down-weighting examples that are well-classified by a separate, biased model, which only receives biased features as input. This allows the model to focus on learning examples that do not contain the biased features that are ex-

exploited by the biased model, which leads to learning more robust features. A different study (Rajić et al., 2022) proposed using the original Focal Loss ((Lin et al., 2017)) to improve NLI robustness, leading to improved out-of-distribution accuracy, but less than DFL. We base our method on DFL: we train a biased model that aims to detect biased examples. However, we model biased examples differently.

6 Discussion

We demonstrated reduction of racial and gender biases without any prior knowledge of those biases in the data. In light of these results, we can potentially apply this method to any dataset, making bias reduction a much more feasible endeavor. Weakness of our method was that sometimes it was not possible to debias without an annotated validation set, though most of the time the simple rule of selecting the model that had the most accuracy reduction resulted in most debiasing.

While we were able to mitigate some biases in the data without demographic attributes, the method was still less effective than other methods that used demographic attributes. The reason may have been that it is less focused and may also mitigate other biases in the data that we have not identified. A logical next step would be to investigate how debiasing without demographic attributes would work on intersectional biases. Furthermore, a variation of the algorithm in which only examples where the main model was correct are considered bias might lead to a more focused debiasing. These directions will be addressed in future research.

Acknowledgements

This research was supported by the ISRAEL SCIENCE FOUNDATION (grant No. 448/20) and by an Azrieli Foundation Early Career Faculty Fellowship.

References

Solon Barocas, Moritz Hardt, and Arvind Narayanan. 2019. *Fairness and Machine Learning*. fairml-book.org. <http://www.fairmlbook.org>.

Yonatan Belinkov. 2021. *Probing classifiers: Promises, shortcomings, and alternatives*. *Computational Linguistics* 2021.

Su Lin Blodgett, Solon Barocas, Hal Daumé III, and Hanna Wallach. 2020. *Language (technology) is*

power: A critical survey of “bias” in NLP. In *Proceedings of the 58th Annual Meeting of the Association for Computational Linguistics*, pages 5454–5476, Online. Association for Computational Linguistics.

Su Lin Blodgett, Lisa Green, and Brendan O’Connor. 2016. *Demographic dialectal variation in social media: A case study of African-American English*. In *Proceedings of the 2016 Conference on Empirical Methods in Natural Language Processing*, pages 1119–1130, Austin, Texas. Association for Computational Linguistics.

Maria De-Arteaga, Alexey Romanov, Hanna Wallach, Jennifer Chayes, Christian Borgs, Alexandra Chouldechova, Sahin Geyik, Krishnamurthy Kenthapadi, and Adam Tauman Kalai. 2019. *Bias in bios: A case study of semantic representation bias in a high-stakes setting*. In *Proceedings of the Conference on Fairness, Accountability, and Transparency, FAT* ’19*, page 120–128, New York, NY, USA. Association for Computing Machinery.

Jacob Devlin, Ming-Wei Chang, Kenton Lee, and Kristina Toutanova. 2018. Bert: Pre-training of deep bidirectional transformers for language understanding. *arXiv preprint arXiv:1810.04805*.

Yanai Elazar and Yoav Goldberg. 2018. *Adversarial removal of demographic attributes from text data*. In *Proceedings of the 2018 Conference on Empirical Methods in Natural Language Processing*, pages 11–21, Brussels, Belgium. Association for Computational Linguistics.

Matt Gardner, William Merrill, Jesse Dodge, Matthew Peters, Alexis Ross, Sameer Singh, and Noah A. Smith. 2021. *Competency problems: On finding and removing artifacts in language data*. In *Proceedings of the 2021 Conference on Empirical Methods in Natural Language Processing*, pages 1801–1813, Online and Punta Cana, Dominican Republic. Association for Computational Linguistics.

Robert Geirhos, Jörn-Henrik Jacobsen, Claudio Michaelis, Richard Zemel, Wieland Brendel, Matthias Bethge, and Felix A Wichmann. 2020. Shortcut learning in deep neural networks. *Nature Machine Intelligence*, 2(11):665–673.

Xudong Han, Timothy Baldwin, and Trevor Cohn. 2021a. Balancing out bias: Achieving fairness through balanced training. *arXiv*.

Xudong Han, Timothy Baldwin, and Trevor Cohn. 2021b. *Diverse adversaries for mitigating bias in training*. In *Proceedings of the 16th Conference of the European Chapter of the Association for Computational Linguistics: Main Volume*, pages 2760–2765, Online. Association for Computational Linguistics.

Pengcheng He, Xiaodong Liu, Jianfeng Gao, and Weizhu Chen. 2020. Deberta: Decoding-enhanced

- bert with disentangled attention. *arXiv preprint arXiv:2006.03654*.
- John Hewitt and Percy Liang. 2019. [Designing and interpreting probes with control tasks](#). In *Proceedings of the 2019 Conference on Empirical Methods in Natural Language Processing and the 9th International Joint Conference on Natural Language Processing (EMNLP-IJCNLP)*, pages 2733–2743, Hong Kong, China. Association for Computational Linguistics.
- Rabeeh Karimi Mahabadi, Yonatan Belinkov, and James Henderson. 2020. [End-to-end bias mitigation by modelling biases in corpora](#). In *Proceedings of the 58th Annual Meeting of the Association for Computational Linguistics*, pages 8706–8716, Online. Association for Computational Linguistics.
- Rabeeh Karimi Mahabadi, Luke Zettlemoyer, James Henderson, Lambert Mathias, Marzieh Saeidi, Veselin Stoyanov, and Majid Yazdani. 2022. [Prompt-free and efficient few-shot learning with language models](#). In *Proceedings of the 60th Annual Meeting of the Association for Computational Linguistics (Volume 1: Long Papers)*, pages 3638–3652, Dublin, Ireland. Association for Computational Linguistics.
- Tsung-Yi Lin, Priya Goyal, Ross Girshick, Kaiming He, and Piotr Dollár. 2017. Focal loss for dense object detection. In *Proceedings of the IEEE international conference on computer vision*, pages 2980–2988.
- Evan Z Liu, Behzad Haghgoo, Annie S Chen, Aditi Raghunathan, Pang Wei Koh, Shiori Sagawa, Percy Liang, and Chelsea Finn. 2021. [Just train twice: Improving group robustness without training group information](#). In *Proceedings of the 38th International Conference on Machine Learning*, volume 139 of *Proceedings of Machine Learning Research*, pages 6781–6792. PMLR.
- Hadas Orgad and Yonatan Belinkov. 2022. [Choose your lenses: Flaws in gender bias evaluation](#). In *Proceedings of the 4th Workshop on Gender Bias in Natural Language Processing (GeBNLP)*, pages 151–167, Seattle, Washington. Association for Computational Linguistics.
- Hadas Orgad, Seraphina Goldfarb-Tarrant, and Yonatan Belinkov. 2022. [How gender debiasing affects internal model representations, and why it matters](#). In *Proceedings of the 2022 Conference of the North American Chapter of the Association for Computational Linguistics: Human Language Technologies*, pages 2602–2628, Seattle, United States. Association for Computational Linguistics.
- Frano Rajiĉ, Ivan Stresec, Axel Marmet, and Tim Poštuvan. 2022. Using focal loss to fight shallow heuristics: An empirical analysis of modulated cross-entropy in natural language inference. *arXiv preprint arXiv:2211.13331*.
- Shauli Ravfogel, Yanai Elazar, Hila Gonen, Michael Twiton, and Yoav Goldberg. 2020. [Null it out: Guarding protected attributes by iterative nullspace projection](#). In *Proceedings of the 58th Annual Meeting of the Association for Computational Linguistics*, pages 7237–7256, Online. Association for Computational Linguistics.
- Shauli Ravfogel, Michael Twiton, Yoav Goldberg, and Ryan D Cotterell. 2022. [Linear adversarial concept erasure](#). In *Proceedings of the 39th International Conference on Machine Learning*, volume 162 of *Proceedings of Machine Learning Research*, pages 18400–18421. PMLR.
- Victor Sanh, Thomas Wolf, Yonatan Belinkov, and Alexander M Rush. 2020. Learning from others’ mistakes: Avoiding dataset biases without modeling them. In *International Conference on Learning Representations*.
- Aili Shen, Xudong Han, Trevor Cohn, Timothy Baldwin, and Lea Frermann. 2022. [Optimising equal opportunity fairness in model training](#). In *Proceedings of the 2022 Conference of the North American Chapter of the Association for Computational Linguistics: Human Language Technologies*, pages 4073–4084, Seattle, United States. Association for Computational Linguistics.
- Prasetya Ajie Utama, Nafise Sadat Moosavi, and Iryna Gurevych. 2020. [Towards debiasing NLU models from unknown biases](#). In *Proceedings of the 2020 Conference on Empirical Methods in Natural Language Processing (EMNLP)*, pages 7597–7610, Online. Association for Computational Linguistics.
- Elena Voita and Ivan Titov. 2020. [Information-theoretic probing with minimum description length](#). In *Proceedings of the 2020 Conference on Empirical Methods in Natural Language Processing (EMNLP)*, pages 183–196, Online. Association for Computational Linguistics.
- Kellie Webster, Xuezhi Wang, Ian Tenney, Alex Beutel, Emily Pitler, Ellie Pavlick, Jilin Chen, Ed Chi, and Slav Petrov. 2020. Measuring and reducing gendered correlations in pre-trained models. *arXiv preprint arXiv:2010.06032*.
- Brian Hu Zhang, Blake Lemoine, and Margaret Mitchell. 2018. Mitigating unwanted biases with adversarial learning. In *Proceedings of the 2018 AAAI/ACM Conference on AI, Ethics, and Society*, pages 335–340.
- Jieyu Zhao, Tianlu Wang, Mark Yatskar, Vicente Ordonez, and Kai-Wei Chang. 2018. [Gender bias in coreference resolution: Evaluation and debiasing methods](#). In *Proceedings of the 2018 Conference of the North American Chapter of the Association for Computational Linguistics: Human Language Technologies, Volume 2 (Short Papers)*, pages 15–20, New Orleans, Louisiana. Association for Computational Linguistics.

A Bias Metrics

This is a section in the appendix.

B DTO

DTO is measured as the L2-distance from a utopia point. (Accuracy, fairness) are the candidate points, where fairness is determined by averaging the various fairness metrics measured in this study. In a practical application, the definition of the candidate points and the utopia points should reflect the application’s current needs and priorities.

C Training Details

D Full results

E Effect of γ

F Probing

F.1 MDL probing - implementation details

By setting the softmax temperature at $t = 1$, we explored different γ values.

F.2 Full probing results