

On-the-fly Denoising for Data Augmentation in Natural Language Understanding

Tianqing Fang¹, Wenxuan Zhou², Fangyu Liu³, Hongming Zhang⁴,
Yangqiu Song¹, Muhao Chen²

¹Hong Kong University of Science and Technology, ²University of Southern California

³University of Cambridge ⁴Tencent AI Lab, Seattle

{tfangaa, yqsong}@cse.ust.hk, {zhouwenx, muhaoche}@usc.edu
f1399@cam.ac.uk, hongmzhang@global.tencent.com

Abstract

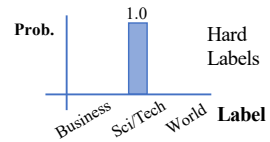
Data Augmentation (DA) is frequently used to automatically provide additional training data without extra human annotation. However, data augmentation may introduce noisy data that impairs training. To guarantee the quality of augmented data, existing methods either assume no noise exists in the augmented data and adopt consistency training or use simple heuristics such as training loss and diversity constraints to filter out “noisy” data. However, those filtered examples may still contain useful information, and dropping them completely causes loss of supervision signals. In this paper, based on the assumption that the original dataset is cleaner than the augmented data, we propose an on-the-fly denoising technique for data augmentation that learns from soft augmented labels provided by an organic teacher model trained on the cleaner original data. A simple self-regularization module is applied to force the model prediction to be consistent across two distinct dropouts to further prevent overfitting on noisy labels. Our method can be applied to augmentation techniques in general and can consistently improve the performance on both text classification and question-answering tasks.

1 Introduction

The development of natural language understanding comes along with the efforts in curating large-scale human-annotated datasets (Brown et al., 2020; Srivastava et al., 2022). The performance of NLP models usually highly correlates with the quantity and quality of training data. However, human data annotations are usually expensive to acquire and hard to scale (Paulheim, 2018). As a result, automatic data augmentation becomes an attractive approach to effectively improve the scale of training data, and improve the performance of neural models, particularly in low resource scenarios (Wei and Zou, 2019; Xie et al., 2020a; Yang et al., 2020; Feng et al., 2021).

Original text

America Online on Thursday said it plans to sell a low-priced PC targeting low-income and minority households who agree to sign up for a year of dialup Internet service.



Noised Augmented text

America Online on Thursday said it plans to ~~sell~~ *cheap* a ~~low-priced~~ PC targeting low-income and *income* households agree ~~to~~ sign up for a year of dialup Internet service.

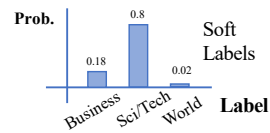


Figure 1: An example in a text classification task about the noise brought by text-editing data augmentation. The noisy augmented text has some probability of being assigned to the class “business” as a result of newly introduced words *cheap*, *price*, and *income*.

However, automatic data augmentation techniques, regardless of edit-based (Wei and Zou, 2019; Xie et al., 2020a) or generative ones (Sennrich et al., 2016; Yang et al., 2020), may inherently bring noise to the augmented data. For example, when some decisive words are altered or removed in a text classification or sentiment analysis task, the original label may be flipped accordingly (Troiano et al., 2020). In addition, automatic data augmentation may distort the core semantic meaning or impair the fluency of the original text, therefore sometimes leading to a meaningless data instance (Bayer et al., 2021).

To improve the quality of augmented data, various filtering techniques have been developed to select a subset of high-quality data. Typical filtering paradigms design an uncertainty- or diversity-based metric to select data examples, for which the metric could be the loss of the task model trained on the original data (Zhao et al., 2022; Kamalloo et al., 2022), diversity of the augmented data (Zhao et al., 2022; Yang et al., 2020; Kim et al., 2022), influence functions (Yang et al., 2020), and logit consistency across multiple trained models (Li et al., 2020; Zhou et al., 2021). However, data filtering mechanisms set a *discrete* threshold and potentially

discard examples that the model can still acquire signals from using properly designed denoising objectives (Li et al., 2020). Though there are alternative solutions to *continuously* re-weight the augmented data (Yi et al., 2021), these techniques focus on the learnability of the data and assign higher importance weights for data that are harder to learn instead of mitigating their noise.

In this paper, we address the problem of learning *from* noisy augmented data without (1) the effort of filtering from a large pool of pre-generated candidate augmentations and (2) the risk of losing useful supervision signals examples that are *discretely* filtered out. The noise in an augmented instance may not cause a hard flip of the correct label, but in a soft way where the probability that it belongs to another class is greater than 0 (an example in text classification is shown in Figure 1). Thus, we learn with potentially noisy augmented instances with a *continuous* soft noisy label correction objective that distills task signals and mitigates noise of data augmentation *on the fly*. Different from the *learning from noisy label* (LNL) setting in fully supervised (Wang et al., 2019a,b; Zhou and Chen, 2021) or distantly supervised training (Zeng et al., 2015; Meng et al., 2021), in data augmentation, the original dataset is cleaner and offers a natural distributional prior for estimating the noise level of augmented data. To leverage such signals, we propose an Organic Distillation¹ module that uses a teacher model finetuned on the cleaner original dataset to provide soft labels for augmented data, where noisy or low-quality data would be scored with low confidence scores to prevent the student model from overfitting to the wrong labels. Besides augmentation noise, the original data and organic distillation may also bring noise. To address the general-level noise, on top of learning with distilled soft labels, we also add a dropout-enabled self-regularization to force the predicted probabilities to be similar across two different dropout operations. Such a regularization is based on the observations that noisy labels may be forgotten along with training steps and perturbations, and that regularization will force the consistency between perturbations and improve the noise-robustness of the model (Aghajanyan et al., 2021).

To conclude, the contributions of this paper are three-fold. First, we cast light on the problem of

learning *from* noisy augmented data with *soft label correction* instead of discretely filtering them out. Second, we propose a simple yet effective on-the-fly denoising technique that continuously distills useful task signals from noisy augmentation, coupled with a self-regularization loss to reduce overfitting to noise. Third, we conduct extensive experiments on two Natural Language Understanding (NLU) tasks, text classification and question answering, and show the effectiveness of our method for denoising both representative text-editing-based and generative data augmentation techniques.

2 Related Works

We discuss two lines of closely relevant works.

Data Augmentation and Filtering Recent studies on data augmentation for NLP have led to two paradigms: *text-editing-based augmentation* and *generative augmentation*. The process of edit-based augmentation is usually independent of the target task and text-editing techniques are used to perform data augmentation, including paraphrasing-based techniques using synonym replacement (Zhang et al., 2015; Wang and Yang, 2015; Kobayashi, 2018), back-translation (Sennrich et al., 2016; Yu et al., 2018), word replacement with a masked language model (Yi et al., 2021; Kumar et al., 2020), etc. Particularly, EDA (Wei and Zou, 2019) combines paraphrasing and random deletion, insertion, and swapping to perturb the text for augmentation. As for generative augmentation, one popular approach is to use text generation models finetuned on the task dataset to automatically synthesize more training data. This approach has been used to augment resources for text classification (Anaby-Tavor et al., 2020; Kumar et al., 2020), reading comprehension (Puri et al., 2020), commonsense question answering (Yang et al., 2020), and commonsense knowledge generation (West et al., 2022).

More recent studies have suggested to use a filtering mechanism to select diverse and high-quality synthetic data. For diversity, Zhao et al. (2022) proposed a Relative Entropy Maximization objective to maximize the diversity of selected data. Yang et al. (2020) proposed a heuristic algorithm to greedily select augmented data with maximized sentence similarity. For quality, typical filters include task loss (Fang et al., 2022), consistency between two models (Wang et al., 2022b), influence function (Yang et al., 2020), and the

¹We call it *organic* as the teacher model for distillation is trained on the natural and unchanged original dataset

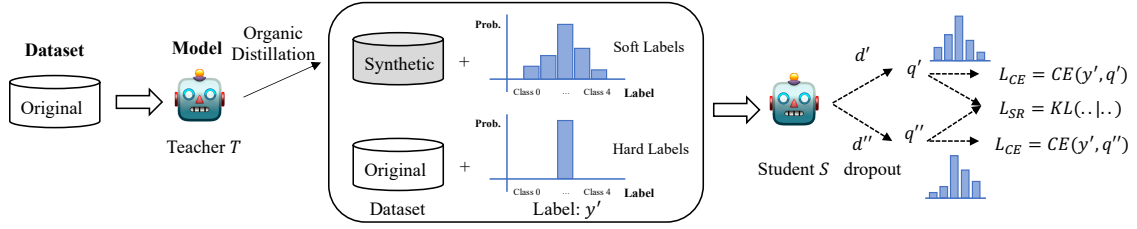


Figure 2: Overview of our framework.

alignment of the fully augmented Jacobian with labels/residuals (Liu and Mirzasoleiman, 2022).

Instead of filtering, our method continuously learns from noisy labels with an estimation of a cleaner teacher model and a denoising objective without discarding noisy instances, thus can more sufficiently acquire supervision signals from all portions of the allowably noisy augmentation.

Learning with Noisy Labels Various techniques have been developed to combat labeling noise in NLP datasets. To do so, these techniques detect noisy instances based on prediction consistency of different models (Zhou et al., 2021), loss-based uncertainty estimation (Han et al., 2018), and feature or representation-based outlier detection (Wu et al., 2020; Feng et al., 2021; Wang et al., 2022a). These methods aim to identify noisy examples through training dynamics or latent space features and then filter them out to produce a cleaner and more selective training dataset. Besides noise filtering, an alternative approach to learn from noisy labels is to add an auxiliary learning objective to improve noise-robustness of a supervised model. Techniques of this kind include mixing up noisy examples (Zhang et al., 2018), consistency training (Xie et al., 2020a,b), consistency regularization (Zhou and Chen, 2021), curriculum loss (Lyu and Tsang, 2020), and semi-supervised training on noisy data (Li et al., 2020). There are also methods performing denoising with the aid of a clean validation set (Jenni and Favaro, 2018; Hendrycks et al., 2018).

While the aforementioned works focus on noise-robustness in fully supervised learning, we study the learning from noisy augmented data. Instead of denoising with a clean validation set, we use the original dataset to provide denoising signals to augmented data.

3 Method

This section introduces the problem formulation (§3.1) and our on-the-fly denoising framework (§3.2-§3.3).

3.1 Problem Formulation

We consider the problem formulation of general text classification tasks. We denote the dataset as $\mathcal{D} = \{(x_i, y_i)\}, i = 1, \dots, n$, where x_i is the input text, $y_i \in \mathcal{Y}$ is the label of x_i from the pre-defined label set \mathcal{Y} , and n is the number of instances in the dataset. The goal is to predict the correct label y_i given x_i as the input. A data augmentation algorithm can produce an augmented dataset $\mathcal{D}' = \{(x'_i, y'_i)\}, i = 1, \dots, kn$ derived from the original dataset \mathcal{D} , with an amplification factor k where for each original data we generate k augmentations. Then the model should leverage both the original dataset \mathcal{D} and the augmented dataset \mathcal{D}' in the training process. Other Natural Language Understanding tasks such as Sentiment Analysis, Multiple-Choice Question Answering, and Natural Language Inference, can be easily converted to a text classification paradigm. For example, a Multiple-Choice Question Answering task can be converted to text classification by treating each question-answer pair as an input instance.

3.2 On-the-fly Denoising

This subsection introduces the details of our On-the-fly Denoising for Data Augmentation (ODDA) framework. ODDA first trains a (organic) teacher model on the original dataset, and then use this teacher model to assign soft labels for the augmented dataset. During the learning process of augmented data, the model is jointly trained with two denoising objectives, where one is to learn with cross-entropy loss on the distilled soft labels, and the other is a self-regularization loss to encourage robustness and consistency across two different dropouts to automatically correct the noisy labels. The latter is important as the teacher model may also bring noise to the soft labels, and self-regularization can serve as a general denoising channel to address heterogeneous forms of noise. An overview illustration is shown in Figure 2.

Organic Distillation (OD). The first component of our framework is Organic Distillation. We first train a teacher model on the original training dataset D . The resulting model (the *organic teacher*), denoted as T , uses the same model architecture as the later student model. Denote $z = f_T(x)$ as the function that produces logits z given input x using the teacher model T . For an instance x , the teacher model can predict the soft probability over the label set \mathcal{Y} with a temperature-controlled softmax $g(z, \tau)$:

$$q_y = g(z, \tau)_y = \frac{\exp(z_y/\tau)}{\sum_{j \in \mathcal{Y}} \exp(z_j/\tau)}, \quad (1)$$

where q_y is a predicted probability of a class y from \mathcal{Y} , τ is a temperature hyperparameter where a larger temperature results in a smoother distribution. Specifically, we omit $\tau = 1$ in $g(\cdot, \tau)$, and use $g(x)$ represents the standard softmax function. We denote $f(x)$ as the student model that produces logits, and the loss function as cross-entropy loss $l_{\text{CE}}(p, q) = -(q \log p + (1 - q) \log(1 - p))$.

Organic distillation distills knowledge from the organic teacher model using the augmented data. As the original dataset is inherently of a better quality than the augmented data, it can be used to provide a distributional prior on the level of noisiness in augmented data, thus calibrating the learning process of data augmentation and preventing overfitting the labeling noise. For an augmented data instance (x', y') , we first compute the soft probabilities predicted by the organic teacher as $q' = g(f_T(x'), \tau)$, as in equation (1). Then $p' = g(f(x'))$ is the probability distribution over the label set \mathcal{Y} predicted by the student model when training on synthetic data. Then the corresponding loss function of organic distillation on the augmented example x' is:

$$\begin{aligned} \mathcal{L}_{\text{OD}}(x') &= l_{\text{CE}}(p', q') \\ &= l_{\text{CE}}(g(f(x')), g(f_T(x'), \tau)). \end{aligned} \quad (2)$$

Self-Regularization (SR). As the OD module may also introduce noise to the learning process, we introduce another general denoising channel. Recent studies have shown that noisy instances generally tend not to be “memorized” easily by machine learning models, and are frequently “forgotten” given small perturbations (Xie et al., 2020a;

Algorithm 1 On-the-fly DA Denoising

Input: Teacher model $f_T(\cdot)$, student model $f(\cdot)$, original dataset $\mathcal{D} = \{(x_i, y_i)\}, i = 1, \dots, n$, augmented dataset $\mathcal{D}' = \{(x'_i, y'_i)\}, i = 1, \dots, kn$, OD temperature τ , SR coefficient α . Max training steps for the organic teacher s_T and for the student s_S .

Output: The trained student model $f(\cdot)$

```

1: Initialize the teacher model  $f_T(\cdot)$ 
2:  $s \leftarrow 0$  ▷ Training steps for OD
3: while  $s < s_T$  do
4:   Sample a batch  $\mathcal{B}$  from  $\{(x_i, y_i)\}$ 
5:   Train  $f_T(\cdot)$  with cross-entropy loss on  $\mathcal{B}$ 
6: end while
7:  $s \leftarrow 0$  ▷ Training steps for Denoising
8:  $\mathcal{D}^+ \leftarrow \{(x_i, y_i)\} \cup \{(x'_i, y'_i)\}$  ▷ Mix  $\mathcal{D}$  &  $\mathcal{D}'$ 
9: while  $s < s_S$  do
10:  Sample a batch  $\mathcal{B}'$  from  $\mathcal{D}^+$ 
11:  Train  $f(\cdot)$  with loss in Eq. (5) on  $\mathcal{B}$  with Organic
    Distillation and Self-Regularization to do denoising
12: end while

```

Aghajanyan et al., 2021) and along with the training steps (Zhou and Chen, 2021). The often inconsistent characteristics of noisy instances over the learning curve is mainly attributed to their contradiction to the model’s overall task inductive bias represented coherently by the clean data. Such inconsistent outputs across small perturbations should be rectified to mitigate the impact of noise from each individual data instance. Instead of filtering noisy examples out with the risk of losing useful information, we learn from noisy (and clean) examples with an additional objective by bounding the model’s output to be consistent under small perturbations. Following R-Drop (Liang et al., 2021), the perturbations are introduced with dropout, and a regularization loss forcing the model prediction to be consistent across two different dropout outputs is adopted. Denote $d(f(x))$ as the function that outputs the predicted probability distribution under a dropout mask d , and d_i is the i -th dropout mask. Then the self-regularization loss is defined as the Kullback-Leibler (KL) divergence between the average probability distribution of the m dropout operations and the output of each dropout:

$$\bar{p} = \frac{1}{m} \sum_{i=1}^m g(d_i(f(x'))), \quad (3)$$

$$\mathcal{L}_{\text{SR}}(x') = \frac{1}{m} \sum_{i=1}^m \text{KL}(\bar{p} || g(d_i(f(x')))). \quad (4)$$

3.3 Joint Training

In the end, the model is jointly trained with the **OD** and **SR** objectives on the original dataset $\{(x_i, y_i)\}$ and the augmented dataset $\{(x'_i, y'_i)\}$:

$$\begin{aligned}\mathcal{L} = & \frac{1}{n} \sum_{i=1}^n l_{\text{CE}}(g(f(x_i)), y_i) \\ & + \frac{1}{kn} \sum_{i=1}^{kn} \mathcal{L}_{\text{OD}}(x'_i) \\ & + \alpha \frac{1}{kn+n} \sum_{i=1}^{kn+n} \mathcal{L}_{\text{SR}}(x'_i).\end{aligned}\quad (5)$$

The overall loss function is the sum of the cross-entropy loss on the original data with hard labels, the cross-entropy loss of the augmented data with soft labels distilled with the organic teacher, and the KL divergence between the average probability across m different dropouts and each of the m dropouts. Here $l_{\text{CE}}(\cdot)$ is the cross-entropy loss function, n is the number of original examples and k is the amplification factor for data augmentation, and α is a hyper-parameter to control the effect of self-regularization. In the third term, the SR is applied to both the original and augmented data, where the number of instances $n + kn$ indicates the collection of both the original and augmented data. Though we derive these formulations based on the text classification task, in multiple-choice QA tasks, the formulation can be accordingly converted to a c -class classification task, where c is the number of choices per question. The algorithm is outlined in Alg. 1.

4 Experiments

This section introduces experimental settings and results analysis. We evaluate on two representative tasks in NLU, text classification (Section §4.1) and multiple-choice (commonsense) question answering (Section §4.2). We use EDA (Wei and Zou, 2019) as a representative for text-editing based augmentation methods for text classification, and use Generative Data Augmentation (G-DAUG) (Yang et al., 2020) to explore task-aware generative augmentation methods for hard question-answering tasks that require commonsense reasoning abilities. In Section §4.3, we provide ablation studies to show the effect of ODDA under synthetic noise on augmented data, the influence of hyperparameters, and the effect of denoising modules.

4.1 Text Classification

Setup. Following the previous work (Zhao et al., 2022), we use five text classification datasets:

TREC (Li and Roth, 2002) (Question classification, $n=5,452$), **Irony** (Hee et al., 2018) (Tweets Irony Classification, $n=3,817$), **AGNews** (Zhang et al., 2015) (News Classification, $n=120,000$), **Sentiment** (Rosenthal et al., 2017) (Tweets Sentiment Analysis, $n=20,631$), and **Offense** (Founta et al., 2018) (Tweets Offense Detection, $n=99,603$). We randomly sample a proportion of each dataset for experiments to fully demonstrate the effect of data augmentation, where the percentage in the table (%) indicates the percentage of data sampled for training. Around 100 and 1000 examples are sampled for the two few-shot proportions, respectively. We use macro-F1 as the evaluation metric. BERT-base (Devlin et al., 2019) is used as the backbone model for all the text classification experiments, and EDA (Wei and Zou, 2019) is used as the base augmentation method. The augmentation probability of the four operations in EDA is equally set as 0.05. We report the average result across five different random seeds and the standard deviation in subscripts. Each original data example is associated with $k = 3$ augmented data. The OD temperature τ is searched within $\{0.5, 1, 2, 3\}$, and the SR α is searched within $\{5, 10, 20, 50, 100\}$. Early stopping is used to select the model with the best performance. More hyperparameters are shown in Appx. §A.1.

Baselines. When using EDA as the augmentation method, we study three types of baselines, which are filtering, re-weighting, and consistency training. For filtering, we use EPiDA (Relative Entropy Maximization + Conditional Entropy Minimization, Zhao et al. (2022)), Glitter (selecting augmented data with higher task loss, Kamalloo et al. (2022)), Large-loss (select augmented data with small loss, Han et al. (2018)), to filter out low-quality augmented training data. For re-weighting, we use the re-weighting factors in Yi et al. (2021), where examples with larger training loss are given larger weights. For consistency training, we use the idea in Unsupervised Data Augmentation (UDA, Xie et al. (2020a)) to add a consistency loss between original examples and the corresponding augmented examples. More details are provided in Appx. §A.1.

Results and Analysis. The main experimental results of text classification are presented in Table 1. First, we can see that ODDA can provide remarkable improvements over EDA, the base data

Method	TREC		Irony		AGNews		Sentiment		Offense	
	1%	10%	1%	10%	0.05%	0.1%	1%	10%	0.1%	1%
Sup.	60.64 \pm 0.60	90.53 \pm 0.47	55.48 \pm 1.05	63.14 \pm 0.99	84.05 \pm 0.47	86.43 \pm 0.07	54.10 \pm 1.22	65.56 \pm 0.22	51.91 \pm 0.53	64.35 \pm 0.12
Data Augmentation										
EDA	61.68 \pm 0.29	93.83 \pm 0.63	57.07 \pm 0.66	64.55 \pm 0.52	84.01 \pm 0.18	86.43 \pm 0.07	56.57 \pm 0.75	65.80 \pm 0.14	51.86 \pm 0.37	64.61 \pm 0.15
EPiDA	64.92 \pm 0.50	93.96 \pm 0.18	58.25 \pm 0.95	64.72 \pm 0.58	84.51 \pm 0.31	86.68 \pm 0.19	57.20 \pm 0.32	65.58 \pm 0.24	51.55 \pm 0.49	64.45 \pm 0.16
Glitter	64.16 \pm 0.20	93.55 \pm 0.06	58.76 \pm 0.44	64.73 \pm 0.95	84.84 \pm 0.32	87.00 \pm 0.29	57.73 \pm 0.31	65.52 \pm 0.20	51.69 \pm 0.42	64.45 \pm 0.15
Large-loss	62.21 \pm 1.71	94.06 \pm 1.90	57.07 \pm 2.13	64.42 \pm 1.28	83.48 \pm 0.97	86.43 \pm 0.28	57.13 \pm 1.27	65.66 \pm 0.49	51.78 \pm 0.77	64.49 \pm 0.41
Re-weight	64.37 \pm 1.69	95.28 \pm 0.97	58.14 \pm 2.34	64.56 \pm 1.73	84.45 \pm 1.12	86.82 \pm 0.50	56.81 \pm 1.52	65.55 \pm 1.50	51.70 \pm 1.10	64.54 \pm 0.43
UDA	65.55 \pm 0.81	95.15 \pm 0.90	58.32 \pm 1.71	64.50 \pm 1.24	84.34 \pm 0.78	86.45 \pm 0.26	57.10 \pm 1.26	65.64 \pm 0.46	51.86 \pm 0.98	64.66 \pm 0.43
Denosing Data Augmentation (EDA as the DA algorithm)										
Ours (OD)	65.17 \pm 1.25	95.02 \pm 1.42	58.51 \pm 2.67	64.73 \pm 0.18	84.91 \pm 0.44	86.84 \pm 0.26	57.09 \pm 1.63	65.68 \pm 0.51	52.13 \pm 1.43	65.16 \pm 0.64
Ours (SR)	65.87 \pm 1.22	95.50 \pm 0.68	57.51 \pm 1.92	64.24 \pm 0.61	84.80 \pm 0.57	86.75 \pm 0.57	57.42 \pm 1.09	65.74 \pm 0.27	52.01 \pm 0.99	65.06 \pm 0.49
Ours (both)	67.16 \pm 0.37	96.04 \pm 0.08	60.66 \pm 1.43	65.54 \pm 0.37	86.30 \pm 0.13	87.14 \pm 0.17	57.17 \pm 0.37	65.90 \pm 0.19	52.34 \pm 0.53	65.43 \pm 0.29

Table 1: Performance of different filtering and re-weighting methods on the five text classification datasets, where EDA is used as the base data augmentation algorithm for all methods. 1% means using 1% of the original training data for training. We report the average f1 score across five different random seeds.

augmentation method without any filtering or denoising. Such a large margin of improvement indicates the importance of addressing the noise issue in augmented data.

Second, our ODDA outperforms other filtering-based baselines (EPiDA, Glitter, and Large-loss) in all datasets and splits except for 1% Sentiment, despite that they select $k = 3$ augmented examples per original example from a candidate pool of 50 EDA-generated augmented examples, while in our method only 3 augmented examples are generated for training. We can conclude that learning with a denoising objective for data augmentation can be far more data efficient than filtering by exploiting the denoising training signals from noisy examples without filtering them out.

Third, ODDA outperforms re-weighting and UDA by a large margin. These two methods adopt an opposite idea of denoising to some extent. For re-weighting, augmented examples with larger training loss, which can be regarded as more noisy (Shu et al., 2019), will be up-weighted during training, while in our Organic Distillation and Self-regularization, examples identified noisier will be down-weighted to rectify the effect of noisy augmented instances. For UDA, it assumes that the original and its corresponding augmented example should share the same label and train them with a consistency loss, which is also opposite to our assumption that augmented data may be noisy. From the comparison with those two methods, we can conclude that the denoising objective better suits the scenario of data augmentation than both learnability-based re-weighting and using the label-

preserving assumption in consistency training.

4.2 Commonsense Question Answering

Setup. We follow the setups in G-DAUG (Yang et al., 2020) to conduct commonsense question-answering experiments. We study a full-shot setting here for the QA tasks as a supplement to the few-shot text classification experiments, and select two representative multiple-choice commonsense question-answering datasets, WinoGrande (Sakaguchi et al., 2020) and CommonsenseQA (CSQA, Talmor et al. (2019)). Other datasets are not selected as they either adopt a few-shot setting, or the augmented data is not publicly available. We use the released version of augmented data by Yang et al. (2020)² produced with finetuned GPT-2 (Radford et al., 2019). RoBERTa-large (Liu et al., 2019) is used as the backbone QA model, and the hyperparameters are the same as in Yang et al. (2020). We evaluate the model performance using accuracy for each subset in WinoGrande, and an AUC calculated with the area under the curve of the logarithm of the number of instances of each subset against the corresponding accuracy, to present an overall performance on WinoGrande across the five subsets. Accuracy is used for CSQA as the evaluation metric. As linear learning rate decay is applied during the training, we report the performance of the last checkpoint during training. Different from the original paper of G-DAUG (Yang et al., 2020), which reports the performance of only one run, we report the average and standard deviation across

²<https://github.com/yangyiben/G-DAUG-c-Generative-Data-Augmentation-for-Commonsense-Reasoning>

	XS	S	WinoGrande		XL	AUC	CSQA
			M	L			
Supervised	60.28 \pm 1.52	62.23 \pm 2.06	66.00 \pm 1.28	74.68 \pm 0.28	79.09 \pm 0.56	68.12	76.35 \pm 0.31
G-DAUG	60.49 \pm 0.44	66.04 \pm 0.48	72.22 \pm 0.43	76.79 \pm 0.77	80.09 \pm 0.53	71.32	77.38 \pm 0.36
Ours (OD)	61.18 \pm 0.59	67.45 \pm 0.47	72.38 \pm 0.73	77.35 \pm 0.22	80.75 \pm 0.36	72.01	78.41 \pm 0.40
Ours (SR)	60.68 \pm 0.72	67.06 \pm 0.69	72.34 \pm 0.68	77.09 \pm 0.38	80.57 \pm 0.56	71.76	77.62 \pm 0.41
Ours (both)	61.30 \pm 0.55	67.62 \pm 0.48	72.68 \pm 0.70	77.65 \pm 0.21	80.80 \pm 0.51	72.23	78.69 \pm 0.31

Table 2: Performance of commonsense question answering.

five different random seeds. Details about models and datasets are presented in Appx. §A.2.

Baselines. As in G-DAUG, the augmented instances are already filtered with influence function (Koh and Liang, 2017) and diversity heuristics, we don’t do further filtering as baselines. And as no one-on-one mapping exists between the original and augmented examples, the re-weighting and consistency training baseline does not fit the generative data augmentation setting. Hence, we only compare the performance of adding our on-the-fly denoising technique on top of the already-filtered augmented dataset against the performance of G-DAUG and the supervised learning baseline without data augmentation. We also check the effect of each channel (OD and SR).

Results and Analysis. The QA results are shown in Table 2. We apply ODDA to the augmented data generated by G-DAUG filtered with influence function and a diversity heuristic defined in Yang et al. (2020), and the performance can be consistently improved across different few-shot splits of WinoGrande and full-shot CSQA. These experiments first prove that besides edit-based data augmentation, where each augmented example can be aligned with its original example, ODDA can also work well for generative data augmentation, where there is no explicit mapping between augmented data and original data. This is an advantage as some data augmentation boosting methods need to leverage the mapping between original and augmented examples to select semantically similar augmentations (e.g., EPiDA) or use consistency training (e.g., UDA), while our method is not restricted to such one-on-one mapping. Second, we show that our method can not only be used for boosting text classification, but can work well for more complex commonsense reasoning tasks.

4.3 Ablation Study

Organic teacher distillation. The Organic Distillation (OD) module distills the knowledge from the

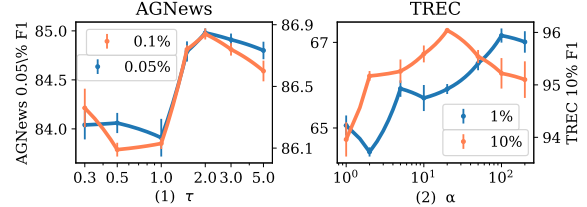


Figure 3: (1) The effect of OD temperature τ on the classification performance for AGNews dataset. (2) The effect of SR coefficient α on the classification performance for TREC dataset.

relatively cleaner original dataset to the augmented data with soft labels, preventing overfitting on hard noisy labels. We check the influence of the distillation temperature τ on the model performance, shown in Figure 3 (1) for the AGNews dataset as an example. For AGNews, the model performance reaches its best when the temperature $\tau = 2$, indicating a softer label distribution. For other datasets such as TREC, Irony, and Offense, the variance of different temperatures is relatively minor, and we select $\tau = 1$ as the default. While for AGNews and Sentiment, the model can benefit from larger temperature, which may indicate that there is more noise in the augmented data from those two datasets, and softer distribution help reduce overfitting on the augmented data.

Self-regularization. The self-regularization (SR) module in our framework serves as a general denoising channel to minimize the discrepancy of model outputs between two dropouts. The α in Equation (5) is the hyperparameter measuring the importance of the denoising effect. We take the TREC dataset as an example to show the effect of α on the model performance as in Figure 3 (2). We can see that for TREC 1%, the performance reaches the maximum when $\alpha = 100$, and for TREC 10%, the model performs the best when $\alpha = 20$. Such a difference indicates that in TREC 1%, which contains only less than 100 training examples, it can benefit more when the effect of self-regularization out-weights the original cross-entropy loss. Similar results are shown in

Method	Irony 10%			
	$p_n = 0.0$	$p_n = 0.1$	$p_n = 0.3$	$p_n = 0.5$
EDA	64.55	63.27	63.26	60.41
EPiDA	64.72	64.57	63.94	63.24
Glitter	64.73	65.04	62.99	61.85
Large-loss	64.42	63.42	63.27	61.56
Re-weight	64.56	64.38	64.53	63.79
Ours (both)	65.54	65.54	65.54	65.54

Table 3: Experiments on adding synthetic noise to augmented data for the Irony dataset (10%), when original data remain still. p_n indicates the probability that the label of an augmented example is flipped. As our method learns with the soft labels provided by the clean original dataset, it is not affected by noise on labels in the augmented dataset.

other datasets under the smaller few-shot training set.

Adding synthetic noise. We further show the effect of our denoising method by introducing synthetic noise to augmented data. The original dataset remains unchanged to show the effect of a cleaner original dataset. Though data augmentation would inherently bring noise, such noise is agnostic. To better demonstrate the effect of denoising in augmented data, we control the noise level by setting a probability p_n of flipping the label of augmented data. We select the dataset Irony (with 10% training data) as an example, as Irony is a binary classification task and flipping the label will definitely lead to an opposite label (for other datasets such as AGNews, there may be slight overlaps between different labels). The results are presented in Table 3. We can see that EDA and all filtering methods suffer from performance degradation with the noise probability increases, while our method is not influenced by such synthetic noise as we do not rely on the hard label of augmented data but the soft label provided by the organic teacher model. The performance degrade is not too drastic when p_n increases as the labels of original data is retained. Such an experiment further consolidates the effectiveness of our denoising method for data augmentation.

Alternative denoising techniques. We also study the alternative solutions to our denoising framework. There are alternative ways than the organic teacher. For example, we could iteratively select the best-performed teacher model during the training with augmented data (denoted as iterative teacher). For the general denoising channel SR, there are other techniques that performs

Method	TREC		Irony		AGNews	
	1%	10%	1%	10%	0.05%	0.1%
Iter. Teacher	66.89	95.56	58.73	64.49	84.15	86.17
EMA	64.10	95.26	57.37	64.40	84.16	86.36
Co-Reg	65.19	95.08	58.29	64.86	84.81	86.54
Ours (SRx3)	66.19	95.54	58.31	64.56	84.44	86.56
Ours (SRx4)	65.88	95.69	58.95	64.62	84.67	86.33
Ours (OD)	65.17	95.02	58.51	64.73	84.91	86.84
Ours (SR)	65.87	95.50	57.51	64.24	84.80	86.75
Ours (both)	67.16	96.04	60.66	65.54	86.30	87.14

Table 4: Ablations on the effect of Organic Distillation (OD) and Self-Regularization (SR), compared to their counterparts.

denoising, such as using Exponential Moving Average (EMA) over training steps (Tarvainen and Valpola, 2017), or using the consistency of two independently-trained models to perform logits regularization (Zhou and Chen, 2021). We also study whether increasing the number of dropouts m to do regularization will help the model performance. These experiments are collectively presented in Table 4. We can see that our proposed method achieves the best among other alternative choices. For the Iterative Teacher, though the teacher model is iteratively updated, it may lose the information by cleaner original dataset when further trained on the augmented data. For Co-Regularization, it achieves similar performance when two identical models are simultaneously trained to improve consistency. However, it doubles the cost of training. When doing multiple dropouts in self-regularization, the performance on the 1% split of TREC and Irony can be improved when $m > 2$, while for others, the improvements are not significant. Considering that using $m = 3$ or 4 will lead to 1.5 and 2 times the computational cost, we choose $m = 2$ to make the training more efficient while keeping competitive results.

5 Conclusion

In this paper, we address the problem of improving data augmentation via denoising, and propose an on-the-fly data augmentation denoising framework that leverages a teacher model trained on the cleaner original dataset for soft label correction and a self-regularized denoising loss for general denoising. Experiments show that our denoising framework performs consistently better than the baselines of filtering, re-weighting, and consistency training, with both edit-based and generative data augmentation methods on text classification and

commonsense question-answering tasks.

References

- Armen Aghajanyan, Akshat Shrivastava, Anchit Gupta, Naman Goyal, Luke Zettlemoyer, and Sonal Gupta. 2021. Better fine-tuning by reducing representational collapse. In *9th International Conference on Learning Representations, ICLR 2021, Virtual Event, Austria, May 3-7, 2021*. OpenReview.net.
- Ateret Anaby-Tavor, Boaz Carmeli, Esther Goldbraich, Amir Kantor, George Kour, Segev Shlomov, Naama Tepper, and Naama Zwerdling. 2020. Do not have enough data? deep learning to the rescue! In *The Thirty-Fourth AAAI Conference on Artificial Intelligence, AAAI 2020, The Thirty-Second Innovative Applications of Artificial Intelligence Conference, IAAI 2020, The Tenth AAAI Symposium on Educational Advances in Artificial Intelligence, EAAI 2020, New York, NY, USA, February 7-12, 2020*, pages 7383–7390. AAAI Press.
- Markus Bayer, Marc-André Kaufhold, and Christian Reuter. 2021. A survey on data augmentation for text classification. *ACM Computing Surveys*.
- Tom B. Brown, Benjamin Mann, Nick Ryder, Melanie Subbiah, Jared Kaplan, Prafulla Dhariwal, Arvind Neelakantan, Pranav Shyam, Girish Sastry, Amanda Askell, Sandhini Agarwal, Ariel Herbert-Voss, Gretchen Krueger, Tom Henighan, Rewon Child, Aditya Ramesh, Daniel M. Ziegler, Jeffrey Wu, Clemens Winter, Christopher Hesse, Mark Chen, Eric Sigler, Mateusz Litwin, Scott Gray, Benjamin Chess, Jack Clark, Christopher Berner, Sam McCandlish, Alec Radford, Ilya Sutskever, and Dario Amodei. 2020. Language models are few-shot learners. In *Advances in Neural Information Processing Systems 33: Annual Conference on Neural Information Processing Systems 2020, NeurIPS 2020, December 6-12, 2020, virtual*.
- Jacob Devlin, Ming-Wei Chang, Kenton Lee, and Kristina Toutanova. 2019. BERT: pre-training of deep bidirectional transformers for language understanding. In *Proceedings of the 2019 Conference of the North American Chapter of the Association for Computational Linguistics: Human Language Technologies, NAACL-HLT 2019, Minneapolis, MN, USA, June 2-7, 2019, Volume 1 (Long and Short Papers)*, pages 4171–4186. Association for Computational Linguistics.
- Tianqing Fang, Quyet V. Do, Hongming Zhang, Yangqiu Song, Ginny Y. Wong, and Simon See. 2022. Pseudoreasoner: Leveraging pseudo labels for commonsense knowledge base population. *CoRR*, abs/2210.07988.
- Steven Y. Feng, Varun Gangal, Jason Wei, Sarath Chandar, Soroush Vosoughi, Teruko Mitamura, and Eduard H. Hovy. 2021. A survey of data augmentation approaches for NLP. In *Findings of the Association for Computational Linguistics: ACL/IJCNLP 2021, Online Event, August 1-6, 2021*, volume ACL/IJCNLP 2021 of *Findings of ACL*, pages 968–988. Association for Computational Linguistics.
- Antigoni-Maria Founta, Constantinos Djouvas, Despoina Chatzakou, Ilias Leontiadis, Jeremy Blackburn, Gianluca Stringhini, Athena Vakali, Michael Sirivianos, and Nicolas Kourtellis. 2018. Large scale crowdsourcing and characterization of twitter abusive behavior. In *Proceedings of the Twelfth International Conference on Web and Social Media, ICWSM 2018, Stanford, California, USA, June 25-28, 2018*, pages 491–500. AAAI Press.
- Bo Han, Quanming Yao, Xingrui Yu, Gang Niu, Miao Xu, Weihua Hu, Ivor W. Tsang, and Masashi Sugiyama. 2018. Co-teaching: Robust training of deep neural networks with extremely noisy labels. In *Advances in Neural Information Processing Systems 31: Annual Conference on Neural Information Processing Systems 2018, NeurIPS 2018, December 3-8, 2018, Montréal, Canada*, pages 8536–8546.
- Cynthia Van Hee, Els Lefever, and Véronique Hoste. 2018. Semeval-2018 task 3: Irony detection in english tweets. In *Proceedings of The 12th International Workshop on Semantic Evaluation, SemEval@NAACL-HLT 2018, New Orleans, Louisiana, USA, June 5-6, 2018*, pages 39–50. Association for Computational Linguistics.
- Dan Hendrycks, Mantas Mazeika, Duncan Wilson, and Kevin Gimpel. 2018. Using trusted data to train deep networks on labels corrupted by severe noise. In *Advances in Neural Information Processing Systems 31: Annual Conference on Neural Information Processing Systems 2018, NeurIPS 2018, December 3-8, 2018, Montréal, Canada*, pages 10477–10486.
- Simon Jenni and Paolo Favaro. 2018. Deep bilevel learning. In *Computer Vision - ECCV 2018 - 15th European Conference, Munich, Germany, September 8-14, 2018, Proceedings, Part X*, volume 11214 of *Lecture Notes in Computer Science*, pages 632–648. Springer.
- Ehsan Kamalloo, Mehdi Rezagholizadeh, and Ali Ghodsi. 2022. When chosen wisely, more data is what you need: A universal sample-efficient strategy for data augmentation. In *Findings of the Association for Computational Linguistics: ACL 2022, Dublin, Ireland, May 22-27, 2022*, pages 1048–1062. Association for Computational Linguistics.
- Jaehyung Kim, Dongyeop Kang, Sungsoo Ahn, and Jinwoo Shin. 2022. What makes better augmentation strategies? augment difficult but not too different. In *The Tenth International Conference on Learning Representations, ICLR 2022, Virtual Event, April 25-29, 2022*. OpenReview.net.
- Sosuke Kobayashi. 2018. Contextual augmentation: Data augmentation by words with paradigmatic relations. In *Proceedings of the 2018 Conference of the*

- North American Chapter of the Association for Computational Linguistics: Human Language Technologies, NAACL-HLT, New Orleans, Louisiana, USA, June 1-6, 2018, Volume 2 (Short Papers)*, pages 452–457. Association for Computational Linguistics.
- Pang Wei Koh and Percy Liang. 2017. Understanding black-box predictions via influence functions. In *Proceedings of the 34th International Conference on Machine Learning, ICML 2017, Sydney, NSW, Australia, 6-11 August 2017*, volume 70 of *Proceedings of Machine Learning Research*, pages 1885–1894. PMLR.
- Varun Kumar, Ashutosh Choudhary, and Eunah Cho. 2020. Data augmentation using pre-trained transformer models. *CoRR*, abs/2003.02245.
- Junnan Li, Richard Socher, and Steven C. H. Hoi. 2020. Dividemix: Learning with noisy labels as semi-supervised learning. In *8th International Conference on Learning Representations, ICLR 2020, Addis Ababa, Ethiopia, April 26-30, 2020*. OpenReview.net.
- Xin Li and Dan Roth. 2002. Learning question classifiers. In *19th International Conference on Computational Linguistics, COLING 2002, Howard International House and Academia Sinica, Taipei, Taiwan, August 24 - September 1, 2002*.
- Xiaobo Liang, Lijun Wu, Juntao Li, Yue Wang, Qi Meng, Tao Qin, Wei Chen, Min Zhang, and Tie-Yan Liu. 2021. R-drop: Regularized dropout for neural networks. In *Advances in Neural Information Processing Systems 34: Annual Conference on Neural Information Processing Systems 2021, NeurIPS 2021, December 6-14, 2021, virtual*, pages 10890–10905.
- Tian Yu Liu and Baharan Mirzasoleiman. 2022. Data-efficient augmentation for training neural networks. *CoRR*, abs/2210.08363.
- Yinhan Liu, Myle Ott, Naman Goyal, Jingfei Du, Mandar Joshi, Danqi Chen, Omer Levy, Mike Lewis, Luke Zettlemoyer, and Veselin Stoyanov. 2019. Roberta: A robustly optimized BERT pretraining approach. *CoRR*, abs/1907.11692.
- Yueming Lyu and Ivor W. Tsang. 2020. Curriculum loss: Robust learning and generalization against label corruption. In *8th International Conference on Learning Representations, ICLR 2020, Addis Ababa, Ethiopia, April 26-30, 2020*. OpenReview.net.
- Yu Meng, Yunyi Zhang, Jiaxin Huang, Xuan Wang, Yu Zhang, Heng Ji, and Jiawei Han. 2021. Distantly-supervised named entity recognition with noise-robust learning and language model augmented self-training. In *Proceedings of the 2021 Conference on Empirical Methods in Natural Language Processing, EMNLP 2021, Virtual Event / Punta Cana, Dominican Republic, 7-11 November, 2021*, pages 10367–10378. Association for Computational Linguistics.
- Heiko Paulheim. 2018. How much is a triple? estimating the cost of knowledge graph creation. In *ISWC*.
- Raul Puri, Ryan Spring, Mohammad Shoeybi, Mostofa Patwary, and Bryan Catanzaro. 2020. Training question answering models from synthetic data. In *Proceedings of the 2020 Conference on Empirical Methods in Natural Language Processing, EMNLP 2020, Online, November 16-20, 2020*, pages 5811–5826. Association for Computational Linguistics.
- Alec Radford, Jeffrey Wu, Rewon Child, David Luan, Dario Amodei, Ilya Sutskever, et al. 2019. Language models are unsupervised multitask learners.
- Sara Rosenthal, Noura Farra, and Preslav Nakov. 2017. Semeval-2017 task 4: Sentiment analysis in twitter. In *Proceedings of the 11th International Workshop on Semantic Evaluation, SemEval@ACL 2017, Vancouver, Canada, August 3-4, 2017*, pages 502–518. Association for Computational Linguistics.
- Keisuke Sakaguchi, Ronan Le Bras, Chandra Bhagavatula, and Yejin Choi. 2020. Winogrande: An adversarial winograd schema challenge at scale. In *The Thirty-Fourth AAAI Conference on Artificial Intelligence, AAAI 2020, The Thirty-Second Innovative Applications of Artificial Intelligence Conference, IAAI 2020, The Tenth AAAI Symposium on Educational Advances in Artificial Intelligence, EAAI 2020, New York, NY, USA, February 7-12, 2020*, pages 8732–8740. AAAI Press.
- Rico Sennrich, Barry Haddow, and Alexandra Birch. 2016. Improving neural machine translation models with monolingual data. In *Proceedings of the 54th Annual Meeting of the Association for Computational Linguistics, ACL 2016, August 7-12, 2016, Berlin, Germany, Volume 1: Long Papers*. The Association for Computer Linguistics.
- Jun Shu, Qi Xie, Lixuan Yi, Qian Zhao, Sanping Zhou, Zongben Xu, and Deyu Meng. 2019. Meta-weight-net: Learning an explicit mapping for sample weighting. In *Advances in Neural Information Processing Systems 32: Annual Conference on Neural Information Processing Systems 2019, NeurIPS 2019, December 8-14, 2019, Vancouver, BC, Canada*, pages 1917–1928.
- Robyn Speer, Joshua Chin, and Catherine Havasi. 2017. Conceptnet 5.5: An open multilingual graph of general knowledge. In *Proceedings of the Thirty-First AAAI Conference on Artificial Intelligence, February 4-9, 2017, San Francisco, California, USA*, pages 4444–4451. AAAI Press.
- Aarohi Srivastava, Abhinav Rastogi, Abhishek Rao, Abu Awal Md Shoeb, Abubakar Abid, Adam Fisch, Adam R. Brown, Adam Santoro, Aditya Gupta, Adrià Garriga-Alonso, Agnieszka Kluska, Aitor Lewkowycz, Akshat Agarwal, Alethea Power, Alex Ray, Alex Warstadt, Alexander W. Kocurek, Ali Safaya, Ali Tazarv, Alice Xiang, Alicia Parrish, Allen Nie, Aman Hussain, Amanda Askell,

- Amanda Dsouza, Ameet Rahane, Anantharaman S. Iyer, Anders Andreassen, Andrea Santilli, Andreas Stuhlmüller, Andrew M. Dai, Andrew La, Andrew K. Lampinen, Andy Zou, Angela Jiang, Angelica Chen, Anh Vuong, Animesh Gupta, Anna Gottardi, Antonio Norelli, Anu Venkatesh, Arash Gholamidavoodi, Arfa Tabassum, Arul Menezes, Arun Kirubarajan, Asher Mullokandov, Ashish Sabharwal, Austin Herrick, Avia Efrat, Aykut Erdem, Ayla Karakas, and et al. 2022. Beyond the imitation game: Quantifying and extrapolating the capabilities of language models. *CoRR*, abs/2206.04615.
- Alon Talmor, Jonathan Herzig, Nicholas Lourie, and Jonathan Berant. 2019. Commonsenseqa: A question answering challenge targeting commonsense knowledge. In *Proceedings of the 2019 Conference of the North American Chapter of the Association for Computational Linguistics: Human Language Technologies, NAACL-HLT 2019, Minneapolis, MN, USA, June 2-7, 2019, Volume 1 (Long and Short Papers)*, pages 4149–4158. Association for Computational Linguistics.
- Antti Tarvainen and Harri Valpola. 2017. Mean teachers are better role models: Weight-averaged consistency targets improve semi-supervised deep learning results. In *Advances in Neural Information Processing Systems 30: Annual Conference on Neural Information Processing Systems 2017, December 4-9, 2017, Long Beach, CA, USA*, pages 1195–1204.
- Enrica Troiano, Roman Klinger, and Sebastian Padó. 2020. Lost in back-translation: Emotion preservation in neural machine translation. In *Proceedings of the 28th International Conference on Computational Linguistics, COLING 2020, Barcelona, Spain (Online), December 8-13, 2020*, pages 4340–4354. International Committee on Computational Linguistics.
- Hao Wang, Bing Liu, Chaozhuo Li, Yan Yang, and Tianrui Li. 2019a. Learning with noisy labels for sentence-level sentiment classification. In *Proceedings of the 2019 Conference on Empirical Methods in Natural Language Processing and the 9th International Joint Conference on Natural Language Processing (EMNLP-IJCNLP)*, pages 6286–6292, Hong Kong, China. Association for Computational Linguistics.
- William Yang Wang and Diyi Yang. 2015. That’s so annoying!!!: A lexical and frame-semantic embedding based data augmentation approach to automatic categorization of annoying behaviors using #petpeeve tweets. In *Proceedings of the 2015 Conference on Empirical Methods in Natural Language Processing, EMNLP 2015, Lisbon, Portugal, September 17-21, 2015*, pages 2557–2563. The Association for Computational Linguistics.
- Yikai Wang, Xinwei Sun, and Yanwei Fu. 2022a. Scalable penalized regression for noise detection in learning with noisy labels. In *IEEE/CVF Conference on Computer Vision and Pattern Recognition, CVPR 2022, New Orleans, LA, USA, June 18-24, 2022*, pages 346–355. IEEE.
- Yufei Wang, Can Xu, Qingfeng Sun, Huang Hu, Chongyang Tao, Xiubo Geng, and Daxin Jiang. 2022b. Promda: Prompt-based data augmentation for low-resource NLU tasks. In *Proceedings of the 60th Annual Meeting of the Association for Computational Linguistics (Volume 1: Long Papers), ACL 2022, Dublin, Ireland, May 22-27, 2022*, pages 4242–4255. Association for Computational Linguistics.
- Zihan Wang, Jingbo Shang, Liyuan Liu, Lihao Lu, Jiacheng Liu, and Jiawei Han. 2019b. CrossWeigh: Training named entity tagger from imperfect annotations. In *Proceedings of the 2019 Conference on Empirical Methods in Natural Language Processing and the 9th International Joint Conference on Natural Language Processing (EMNLP-IJCNLP)*, pages 5154–5163, Hong Kong, China. Association for Computational Linguistics.
- Jason W. Wei and Kai Zou. 2019. EDA: easy data augmentation techniques for boosting performance on text classification tasks. In *Proceedings of the 2019 Conference on Empirical Methods in Natural Language Processing and the 9th International Joint Conference on Natural Language Processing, EMNLP-IJCNLP 2019, Hong Kong, China, November 3-7, 2019*, pages 6381–6387. Association for Computational Linguistics.
- Peter West, Chandra Bhagavatula, Jack Hessel, Jena D. Hwang, Liwei Jiang, Ronan Le Bras, Ximing Lu, Sean Welleck, and Yejin Choi. 2022. Symbolic knowledge distillation: from general language models to commonsense models. In *Proceedings of the 2022 Conference of the North American Chapter of the Association for Computational Linguistics: Human Language Technologies, NAACL 2022, Seattle, WA, United States, July 10-15, 2022*, pages 4602–4625. Association for Computational Linguistics.
- Pengxiang Wu, Songzhu Zheng, Mayank Goswami, Dimitris N. Metaxas, and Chao Chen. 2020. A topological filter for learning with label noise. In *Advances in Neural Information Processing Systems 33: Annual Conference on Neural Information Processing Systems 2020, NeurIPS 2020, December 6-12, 2020, virtual*.
- Qizhe Xie, Zihang Dai, Eduard H. Hovy, Thang Luong, and Quoc Le. 2020a. Unsupervised data augmentation for consistency training. In *Advances in Neural Information Processing Systems 33: Annual Conference on Neural Information Processing Systems 2020, NeurIPS 2020, December 6-12, 2020, virtual*.
- Qizhe Xie, Minh-Thang Luong, Eduard H. Hovy, and Quoc V. Le. 2020b. Self-training with noisy student improves imagenet classification. In *2020 IEEE/CVF Conference on Computer Vision and Pattern Recognition, CVPR 2020, Seattle, WA, USA, June 13-19, 2020*, pages 10684–10695. Computer Vision Foundation / IEEE.

- Yiben Yang, Chaitanya Malaviya, Jared Fernandez, Swabha Swayamdipta, Ronan Le Bras, Ji-Ping Wang, Chandra Bhagavatula, Yejin Choi, and Doug Downey. 2020. G-daug: Generative data augmentation for commonsense reasoning. In *Findings of the Association for Computational Linguistics: EMNLP 2020, Online Event, 16-20 November 2020*, volume EMNLP 2020 of *Findings of ACL*, pages 1008–1025. Association for Computational Linguistics.
- Mingyang Yi, Lu Hou, Lifeng Shang, Xin Jiang, Qun Liu, and Zhi-Ming Ma. 2021. Reweighting augmented samples by minimizing the maximal expected loss. In *9th International Conference on Learning Representations, ICLR 2021, Virtual Event, Austria, May 3-7, 2021*. OpenReview.net.
- Adams Wei Yu, David Dohan, Minh-Thang Luong, Rui Zhao, Kai Chen, Mohammad Norouzi, and Quoc V. Le. 2018. Qanet: Combining local convolution with global self-attention for reading comprehension. In *6th International Conference on Learning Representations, ICLR 2018, Vancouver, BC, Canada, April 30 - May 3, 2018, Conference Track Proceedings*. OpenReview.net.
- Daojian Zeng, Kang Liu, Yubo Chen, and Jun Zhao. 2015. Distant supervision for relation extraction via piecewise convolutional neural networks. In *Proceedings of the 2015 Conference on Empirical Methods in Natural Language Processing*, pages 1753–1762, Lisbon, Portugal. Association for Computational Linguistics.
- Hongyi Zhang, Moustapha Cissé, Yann N. Dauphin, and David Lopez-Paz. 2018. mixup: Beyond empirical risk minimization. In *6th International Conference on Learning Representations, ICLR 2018, Vancouver, BC, Canada, April 30 - May 3, 2018, Conference Track Proceedings*. OpenReview.net.
- Xiang Zhang, Junbo Jake Zhao, and Yann LeCun. 2015. Character-level convolutional networks for text classification. In *Advances in Neural Information Processing Systems 28: Annual Conference on Neural Information Processing Systems 2015, December 7-12, 2015, Montreal, Quebec, Canada*, pages 649–657.
- Minyi Zhao, Lu Zhang, Yi Xu, Jiandong Ding, Jihong Guan, and Shuigeng Zhou. 2022. Epida: An easy plug-in data augmentation framework for high performance text classification. In *Proceedings of the 2022 Conference of the North American Chapter of the Association for Computational Linguistics: Human Language Technologies, NAACL 2022, Seattle, WA, United States, July 10-15, 2022*, pages 4742–4752. Association for Computational Linguistics.
- Tianyi Zhou, Shengjie Wang, and Jeff A. Bilmes. 2021. Robust curriculum learning: from clean label detection to noisy label self-correction. In *9th International Conference on Learning Representations, ICLR 2021, Virtual Event, Austria, May 3-7, 2021*. OpenReview.net.
- Wenxuan Zhou and Muhao Chen. 2021. Learning from noisy labels for entity-centric information extraction. In *Proceedings of the 2021 Conference on Empirical Methods in Natural Language Processing, EMNLP 2021, Virtual Event / Punta Cana, Dominican Republic, 7-11 November, 2021*, pages 5381–5392. Association for Computational Linguistics.

A More Details about Experiments

A.1 More Details about Text Classification

We use the codebase and experimental settings from EPiDA³ (Zhao et al., 2022) to conduct our experiments. Table 5 shows the essential hyper-parameters that are used for each dataset. During the training, we first train a few epochs on the original dataset, and then finetune on the union of augmented data and original data.

For EPiDA (Zhao et al., 2022), we follow the setting in the original paper to first produce $k = 50$ augmented examples per original example using EDA, and then select top 3 scored by its Relative Entropy Maximization (REM) and Conditional Entropy Minimization (CEM) filter. The trade-off parameter between REM and CEM is set as 0.5, as in the original paper.

For Glitter (Kamalloo et al., 2022) and large-loss, similar with EPiDA, we sample 50 augmented examples first, and select the top 3 examples with the largest/smallest loss in the current run. For Re-weight (Yi et al., 2021), we use the following re-weighting equation to re-weight the augmented data in a batch:

$$w_{x_i} = \frac{\exp\left(\frac{1}{\lambda} l_{\text{CE}}(g(f(x_i)), y_i)\right)}{\sum_{x_j \in \mathcal{B}} \exp\left(\frac{1}{\lambda} l_{\text{CE}}(g(f(x_j)), y_j)\right)}$$

where w_{x_i} is the re-weighting factor for the example x_i , \mathcal{B} is the current batch, and λ is a temperature parameter. The re-weighting factor is basically the softmax of the loss of the current batch.

For UDA (Xie et al., 2020a), we leverage the augmented data in consistency training. In addition to the cross-entropy loss of the original data, we jointly train with the objective that minimizing the consistency loss between original data and augmented data:

$$\mathcal{L} = \sum_{i=1}^n \left(l_{\text{CE}}(g(f(x_i)), y_i) \right. \quad (6) \\ \left. + \alpha_c \sum_{j=1}^k \text{KL}(g(f(x_i)) \parallel g(f(x'_{i,j}))) \right)$$

where $x'_{i,j}$ is the j -th augmented example derived from x_i . α_c is the hyper-parameter to control the effect of consistency training. It's set as 10 after sufficient parameter searching.

³<https://github.com/zhaominyiz/EPiDA>

A.2 More Details about Question Answering

For question answering tasks, following previous works (Sakaguchi et al., 2020; Yang et al., 2020), we use RoBERTa as the base encoder. For each question-option pair, the input format is then [CLS] context [SEP] option [SEP]. We take the embedding of the [CLS] token as the representation of the question-option pair. Then an MLP + softmax layer is put after the embeddings of the c options, and the model is optimized with cross-entropy loss given a correct option.

WinoGrande is a commonsense reasoning benchmark to explore hard coreference resolutions problems such as "The fist ate the worm, ____ was tasty" (choose from "fish" and "worm"). It's hard as it requires commonsense knowledge that "the subject of *eat* tends to be hungry and the object of *eat* tend to be tasty", while machine learning models may associate "fish" with "tasty" with larger likelihood as they frequently co-occur in human corpora. The WinoGrande dataset is composed of 5 subsets with different sizes, XS ($n = 160$), S ($n = 640$), M ($n = 2558$), L ($n = 10234$), and XL ($n = 40398$).

CommonsenseQA is a commonsense question answering dataset constructed from the commonsense knowledge in ConceptNet (Speer et al., 2017). It aims to study the commonsense relations among daily entities within certain context. For example, the correct answer to "Where would you store a pillow case that is not in use?" is "drawer". There are some distractor options such as "bedroom", which is a common place where a pillow locates without the context "not in use".

The augmentation method that we use for solving commonsense question answering is Generative Data Augmentation (Yang et al., 2020). It uses three generation models to generate questions, correct answers, and distractors, respectively. Then in the data selection phase, influence function and a specifically designed heuristics that favors diverse synthetic data are used to select high-quality synthetic data. Then the model is trained with a two-stage finetuning, where they first finetune the QA model on the synthetic data, and then finetune on the original data. We use the released augmented data from Yang et al. (2020). The number of augmented instances for each dataset is presented in Table 6. The hyperparameters that are used for the experiments for QA are presented in Table 7.

	TREC		Irony		AGNews		Sentiment		Offense	
	1%	10%	1%	10%	0.05%	0.1%	1%	10%	0.1%	1%
Optimizer	AdamW									
Weight Decay	1e-3									
Adam ϵ	1e-8									
LR	2e-5									
Batch Size	32									
Max Length	512									
Organic Epoch	40	30	100	20	30	30	30	10	30	30
Augmentation Epoch	40	30	100	30	30	30	30	10	30	30
Evaluation Interval	1	5	1	1	5	5	5	20	1	5
Temperature τ	1	1	1	1	2	2	0.5	0.5	1	1
SR α	10	10	10	10	10	10	10	10	10	10

Table 5: Hyperparameters for text classification experiments.

	WinoGrande					CSQA
	XS	S	M	L	XL	
# Original	160	640	2,558	10,234	40,398	9,727
# Synthetic	52,346	97,733	127,509	132,849	136,052	50,014

Table 6: Number of training instances for WinoGrande and CommonsenseQA.

	WinoGrande					CSQA
	XS	S	M	L	XL	
Optimizer	AdamW					AdamW
Weight Decay	0.01					0.01
Adam ϵ	1e-6					1e-6
LR synthetic	5e-6					5e-6
LR organic	1e-5					1e-5
Batch Size	16					16
Max Length	70					70
Synthetic Epoch	1	1	1	1	1	1
Organic Epoch	10	8	5	5	5	5
LR Decay	Linear					Linear
Warmup Ratio	0.06					0.06
SR Warmup Steps	2000	5000	5000	7000	7000	2500
τ	2	1	1	1	1	1
α	0.5	0.1	1.0	0.5	0.5	0.5

Table 7: Essential Hyperparameters for WinoGrande and CommonsenseQA.