

# Activity of Selected Solar Twins

M. M. Katsova<sup>a,\*</sup>, B. A. Nizamov<sup>a</sup>, and A. A. Shlyapnikov<sup>b</sup>

## Abstract

We analyze various tracers of magnetic activity for 23 solar twins which are characterized by significant scatter of lithium abundance in their atmospheres. A level of coronal and chromospheric activity has been studied from available X-ray and UV-archival data. It gives us a chance to compare coronae of solar twins of various ages with the solar case. We found a scatter in the X-ray to bolometric luminosity ratio  $L_X/L_{\text{bol}}$  by several orders of magnitude, which exists in these stars along with a significant spread in Li abundance. This may link the surface activity of stars with phenomena at the base of their convective zones. The TESS data allowed us to reveal rotation modulation of stellar brightness associated with starspots. For some twins of our samples, periods of axial rotation are detected around 6 days, i.e. these stars rotate almost 4 times faster than the contemporary Sun. This indicates their relative youth. Flare activity of solar twins is discovered in the TESS data; we showed existence of various kinds of flares, and present temporal profiles for some of them. We obtained the energy about of  $8 \times 10^{33}$  erg for the largest flare of our samples, lasting longer than 4 h. In addition, we discuss also magnetic fields and exoplanets, orbiting these stars.

DOI 10.1134/S0016793222070131

## Keywords

solar twins, stars: activity, stars: coronae, stars: rotation, stellar flares, lithium abundance

<sup>a</sup> Sternberg State Astronomical Institute, Lomonosov Moscow State University, Moscow, Russia

<sup>b</sup> Crimean Astrophysical Observatory, Russian Academy of Sciences, Nauchny, Russia

\*e-mail: maria@sai.msu.ru, mkatsova@mail.ru

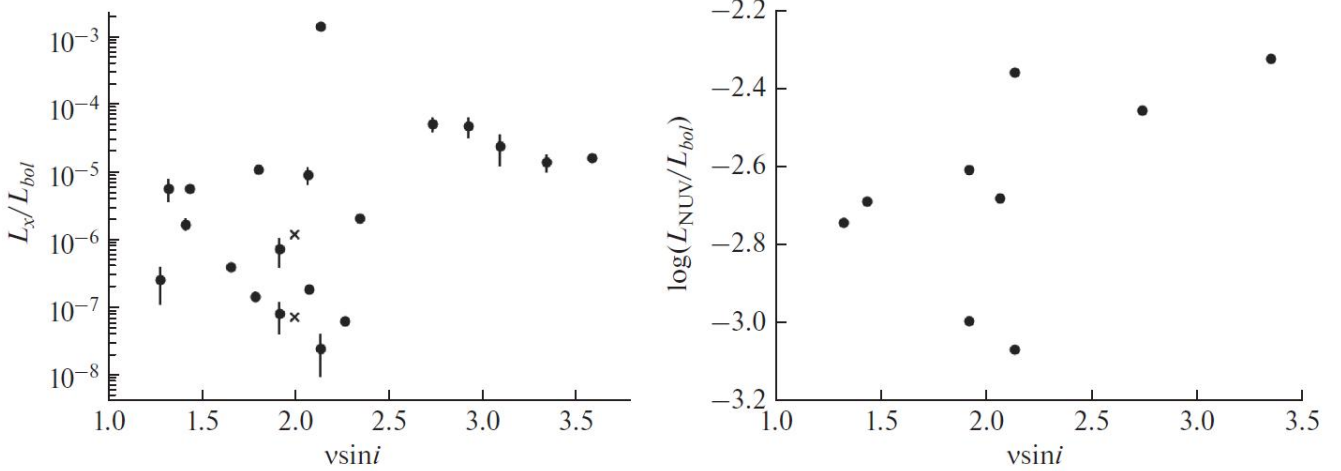
Received: March 8, 2022; revised March 23, 2022; accepted May 5, 2022

## 1. INTRODUCTION

The solar-like magnetic activity phenomena are inherent in stars on the lower part of the main sequence. Among solar-type stars there are solar analogues with fundamental parameters similar to the solar ones, and the solar twins can be identified as stars which have the same physical properties as those of the Sun: mass, radius, luminosity, chemical composition, rotation, and activity. This should mean that the spectrum of a solar twin should be identical to that of the Sun. However there is a set of solar twins that have a significant scatter in the lithium abundance in their atmospheres (Mishenina et al., 2020). Understanding the reasons for this behaviour of lithium is important in studying the stellar evolution and the chemical evolution of the Galaxy. Insofar as  ${}^7\text{Li}$  is destroyed at temperatures  $\sim 2.5 \times 10^6$  K, knowledge of the abundance of lithium provides an effective tool for studying the various mixing processes inside solar-type stars that lead to changes in its abundance. These

processes include, first of all, convection, microscopic diffusion, meridional circulation, and chromospheric activity. In addition to the initial conditions with which a star enters the main sequence, one of the factors affecting the abundance of lithium may be the activity (Mishenina et al., 2012). The latter is important point in understanding the evolution of solar-type activity during the further life of a star on the main sequence (Katsova et al., 2013).

We consider here evidences for activity of 23 solar twins out of 55 solar analogues for which effective temperature, gravity  $\log g$ , and metallicity  $[\text{Fe}/\text{H}]$  differ from the solar values by maximum 100 K, 0.1 dex, and 0.1 dex respectively (Mahdi et al., 2016). Mishenina et al. (2020) found significant scatter of lithium abundance in their atmospheres. These targets are proxies of the Sun that essentially differ only in their rotation periods (and, therefore, age) and hence in the efficiency of the magnetic dynamo. For a given main-sequence stellar mass, the rotation period is a rather well defined function of the



**Figure 1.** The left panel: the coronal activity index,  $L_X/L_{bol}$  for solar twins versus rotation velocities  $v \sin i$ ; two values for the Sun at minimum and maximum activity level are also plotted as crosses (Peres et al., 2000). The right panel: the near UV- to the bolometric luminosity ratio versus the velocities  $v \sin i$ .

star’s age if the latter exceeds a few 100 Myr. Magnetic activity expresses itself in the outer stellar atmospheres of these stars through various phenomena such as dark magnetic spots, bright chromospheric plages, chromospheric emission lines, and coronal radio and X-ray emissions. These phenomena are characterized by several key tracers such as axial rotation, X-ray and UV-radiation, magnetic fields, and non-stationary events as well. In particular, now it became clear that the coronal emission displays the largest range of variation depending on the surface magnetic activity level. The saturated regime of activity changes to the unsaturated mode, when the solar-type activity is formed. We analyze here relevant characteristics of these stars, compare them with the contemporary Sun and discuss them in the context of an evolution of solar-stellar activity. It is obviously that both X-rays and UV-radiation from the stellar coronae can affect the planet atmospheres, therefore this study is significant for stars with various activity levels.

## 2. THE X-RAY AND UV-EMISSION OF SOLAR TWINS WITH THE DETECTED LITHIUM

We analyzed available data for solar twins with detected lithium and found 23 stars out of 55 solar analogues, for which the X-ray emission was registered during such space missions as Einstein, EXOSAT, ROSAT, XMM-Newton and Chandra. Besides, definite information about UV-radiation of these stars can be derived from the GALEX archival data. Because both kinds of high en-

ergy radiation determine properties of outer atmospheres of low mass stars, they allowed us to judge about a level of their activity.

The general parameters of these stars are given in Table 1 together with data about Li abundances. The coronal index, the X-ray to bolometric luminosity ratio,  $R_X = L_X/L_{bol}$ , we estimated for several samples of solar twins from the above mentioned X-ray archival data (Evans et al., 2010; Boller et al., 2016; Traulsen et al., 2020; the corresponding references are given in the description to Table 1). Dependence of the obtained coronal indices on rotational velocities is presented in Fig. 1 (the left panel). The corresponding values for the Sun at minimum and maximum activity level are also plotted for comparison by crosses (after Peres et al., 2000). In spite of spread of our values, definite trend of increase of the X-ray luminosities for stars with the faster rotation does exist.

This agrees with well known rotation-activity relation, indicated that late-type stars (G to M) have X-ray luminosities strongly dependent on rotation rate  $L_X \sim (v \sin i)^{1.9 \pm 0.5}$  and independent on bolometric luminosity (Pallavicini et al., 1981).

The UV-radiation characterizes activity levels of the chromosphere and the chromosphere-corona transition region. Therefore we estimated also the UV-radiation for our stars in two spectral ranges: far-ultraviolet (FUV: 1350–1750 Å) and near-ultraviolet (NUV: 1750–2750 Å) bands observed with GALEX (Bianchi et al., 2011). The FUV-and NUV-luminosities are derived by us for several

**Table 1. Physical parameters of the stars**

HD	$d$ , pc	$\log A_{\text{Li}}$	$v \sin i$ , km/s	$L_{\text{bol}}/L_{\text{Sun}}$	$L_{\text{X}}$ , $10^{27}$ erg/s	$\log L_{\text{X}}/L_{\text{bol}}$	$\log L_{\text{FUV}}/L_{\text{bol}}$	$\log L_{\text{NUV}}/L_{\text{bol}}$
5 294	30	2.17	3.35	0.84	43	-4.861	-4.9	-2.3
9 986	25	1.75	2.07	1.10	37	-5.051	-5.1	-2.7
24 409	23	1.15	1.92	1.11	3.0	-6.143	-5.1	-2.6
29 150	34	1*	—	0.93	13	-5.421	—	—
42 618	24	1.3	1.28	0.94	0.9	-6.604	—	—
42 807	19	2.1	3.59	0.81	49	-4.801	—	—
56 124	27	2.0	1.33	1.07	23	-5.251	-5.0	-2.7
75 767	23	1.45	3.1	1.07	97	-4.622	—	—
76 151	17	1.75	1.44	0.97	21	-5.254	-5.0	-2.7
95 128	14	1.8	2.14	1.58	0.15	-7.615	—	-3.1
117 176	18	1.78	—	3.04	0.93	-7.095	-5.5	-3.4
140 538	15	1.5	—	0.86	25	-5.121	-5.2	-2.7
146 233	14	1.6	1.79	1.09	0.60	-6.844	—	—
159 222	24	2.0	2.74	1.24	235	-4.301	-5.1	-2.5
168 009	23	1*	1.92	1.41	0.43	-7.106	-5.1	-3.0
181 655	25	1.93	1.81	1.72	71	-4.961	—	—
186 408	21	1.45	2.08	1.57	1.1	-6.749	—	—
186 427	21	0.8*	2.27	1.25	0.30	-7.205	—	—
187 237	26	2.15	2.35	1.01	7.8	-5.694	—	—
222 143	23	2.0	2.93	1.05	186	-4.332	—	—
224 465	24	0.8*	1.42	1.02	6.5	-5.777	—	—
146 362	23	2.43	2.14	1.02	5300	-2.864	—	-2.4
187 123	46	1.2	1.66	1.34	2.0	-6.48	—	—

The following data are given: Henry Draper catalog id, distance, lithium abundance (asterisks denote upper limits), rotation velocity projection, bolometric luminosity in solar units, logarithms of the ratios of the X-ray, far-ultraviolet (1350–1750 Å) and near-ultraviolet (1750–2750 Å) luminosities to the bolometric one. Distances are taken from the SIMBAD database, lithium abundances from the work by Mishenina et al. (2020), bolometric luminosities from the TIC catalog, UV luminosities from GALEX. The sources of the X-ray luminosity are denoted by upper numbers as follows:

<sup>1</sup>Second ROSAT all-sky survey (2RXS) source catalog (Boller+, 2016) 2016A&A...588A.103,

<sup>2</sup>XMM-Newton slew survey Source Catalogue, version 2.0 (XMM-SSC, 2017),

<sup>3</sup>ROSAT All-Sky Survey Faint Source Catalog (Voges+ 2000), IAU Circ., No. 7432, #3 (2000),

<sup>4</sup>XMM-Newton Serendipitous Source Catalogue 4XMM-DR9 (Webb+, 2020) 2020A&A...641A.136,

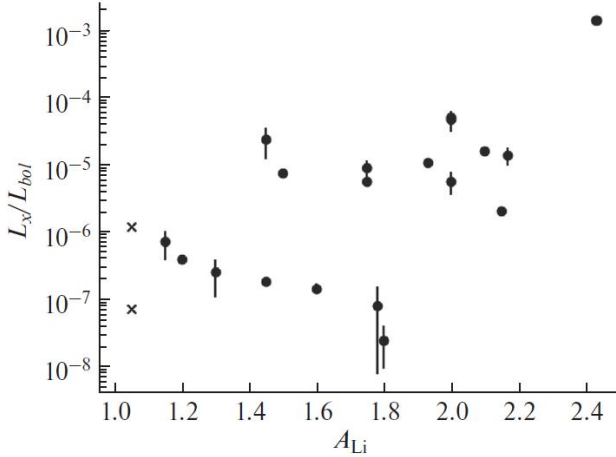
<sup>5</sup>Chandra observations of solar analogs (Miller+, 2015) 2015ApJ...799..163,

<sup>6</sup>The Chandra Source Catalog (CSC), Release 2.0. Evans, et al., 2019, HEAD, 114.01,

<sup>7</sup>The WGACAT version of ROSAT sources (White+ 2000) <https://heasarc.gsfc.nasa.gov/wgacat/>,

<sup>8</sup>Kashyap et al. 2008 ApJ 687, 1339,

<sup>9</sup>Classification of Swift and XMM-Newton sources (Tranin+2022) 2022A&A...657A.138.



**Figure 2.** The coronal index versus lithium abundances for solar twins considered. The solar Li content  $A(\text{Li}) = 1.05$  is adopted from Asplund et al. (2009).

stars. We obtained that the minimal value of the FUV-luminosity differs from the maximal one by a factor of 1.8, while the similar difference for  $L_{\text{NUV}}$  reaches 4. The ratio of both parameters,  $L_{\text{NUV}}$  and  $L_{\text{FUV}}$  to the bolometric luminosities, are listed in Table 1. The available values of  $\log L_{\text{NUV}}/L_{\text{bol}}$  are presented in Fig. 1 (the right panel). Although there is scatter in data, one can trace that the faster the rotation, the larger the UV-luminosity.

Thus, we found that the X-ray luminosities of the solar twins cover the wide range of values from the saturation limit in young stars,  $R_X$  around  $10^{-3}$ , to levels approximately 4 orders of magnitude lower. This significant scatter may mean that among the solar twins exist stars both more active and even less active than the Sun.

Analyzing the activity of stars, in which the abundance of lithium shows a scatter of almost an order of magnitude, we note that among our twins there are objects of different ages from 1.5 to 5 Gyr (Fig. 4 in Mishenina et al., 2020). Further comparison of the coronal X-ray emission with lithium abundances for stars of our samples and the Sun shows that despite the spread, a certain trend can be traced, indicating a relationship between the coronal indices, the Li content and stellar ages. Indeed, Fig. 2 demonstrates that the higher coronal indices correspond in general to larger values of the Li content. This reflects the dependence of the activity level on stellar age. Thus, among the solar twins, we have identified stars with a more powerful corona, i.e. more active and relatively younger stars, apparently rotating a few times faster than the nowadays Sun. At the same time, there are solar twins, which have a lower level of

activity than that of the contemporary Sun; their soft X-ray radiation is almost an order of magnitude weaker than the solar value.

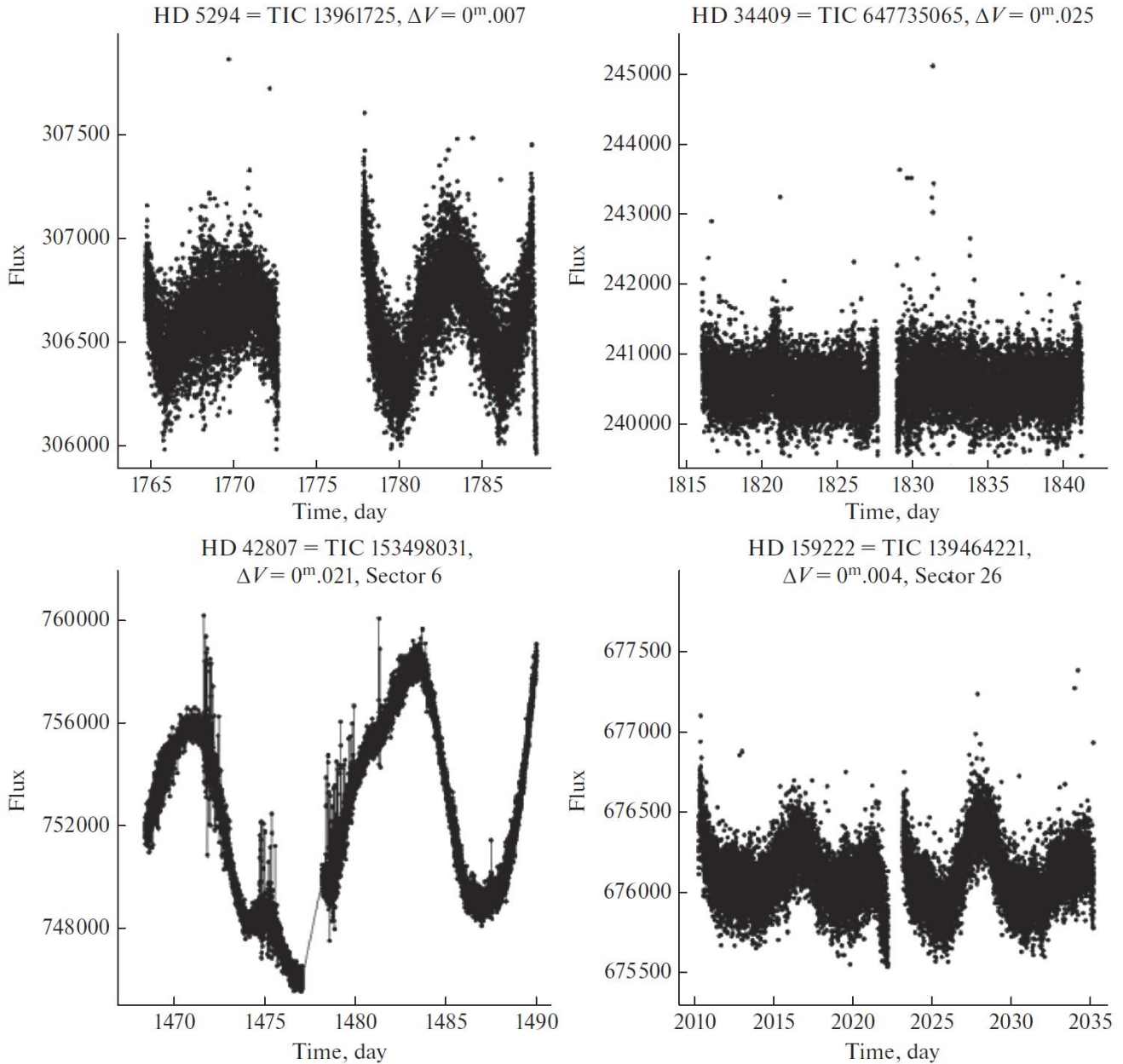
### 3. THE TESS BRIGHTNESS VARIABILITY OF SOLAR TWINS

#### 3.1 Rotational Modulation

The data from the TESS observatory, after preprocessing and filtering, make it possible to obtain the optical light curves for the considered stars (Ricker et al., 2014). We present as preliminary results a few examples of rotational modulation associated with spots. So, in the upper panel in Fig. 3 the TESS light curves for two solar twins HD 5294 and HD 24409 is shown. It is seen that HD 5294 demonstrates the higher amplitude of rotational modulation as compared with HD 24409 where both the level of the flux and amplitude variations are significantly lower. Thus, HD 5294 can be considered as more active star. This point is supported by comparison of their coronal indices which differ by more than one order of magnitudes. Note also that HD 5294 has twice higher Li abundance relatively to the solar value.

The light curve in Fig. 3 (left in the lower panel) for HD 42807 presents a more complicated shape of the brightness variation with presence of flare events. This star has twice higher flux level than that from HD 5294, more expressed rotational modulation, and similar coronal indices, rotational velocity and lithium abundance as well. It should be noted here that HD 42807 is known as a chromospherically active RS CVn-type binary. The bottom right panel in Fig. 3 shows the TESS light curve for HD 159222 where the flux is also by a factor 2 more than that for HD 5294, and activity parameters are similar to those in other stars in this Fig. 3. It cannot be excluded that this star can be a spectroscopic binary.

We estimated the period of axial rotation for two stars HD 5294 and HD 159222 using a discrete Fourier transform algorithm (Lenz and Breger, 2014). We obtained the axial rotation period for HD 5294 is  $6^{\text{d}}.526949$  for this set of observations. The accuracy of the frequency from which the period was found is  $0^{\text{d}}.011368$ . HD 159222 rotates with the period of  $5^{\text{d}}.92057$ . The accuracy of the frequency from which the period was found is  $0^{\text{d}}.008882$ . Results of convolution with found periods for both stars are presented in Figs. 4 and 5. Note that possible rotation periods for HD 5294 and HD 159222 were given also in the catalogue by Oelkers et al. (2018). However, period  $0^{\text{d}}.920615$  for HD 5294

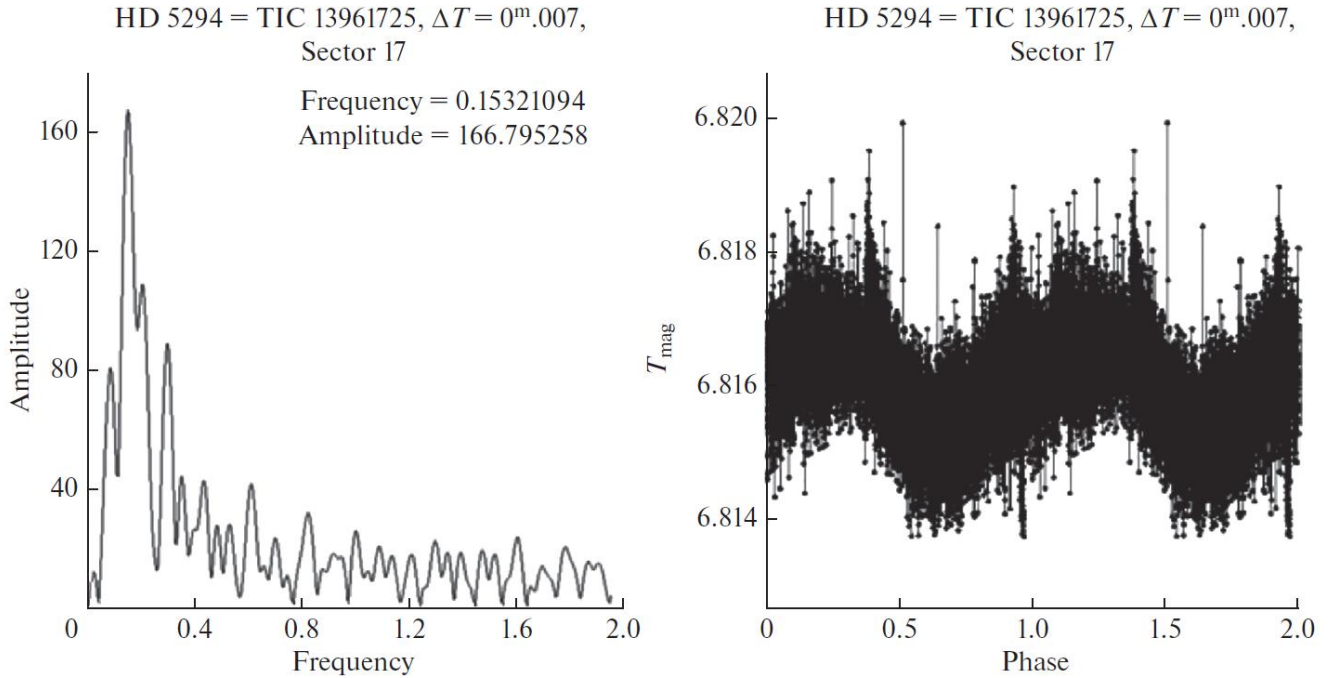


**Figure 3.** Samples of the TESS light curves for several solar twins. The upper panel: rotational modulation of HD 5294 and HD 22409. The lower panel – brightness variations of HD 42807, which is known as a chromospherically active RS CVn-type star (the left graph), and a component of spectral binary HD 159222 (on the right).

is found there in 47 more stars, and period  $29^{\text{d}}.533400$  for HD 159222 is found in 792 stars. This calls into question the reliability of these periods. Convolutions with these periods do not show a real result. Thus, these quite active solar twins rotate with periods of around 6 days, i.e. 4 times faster than the contemporary Sun. This fact as well as their other tracers of activity indicates their comparative youth.

### 3.2 Optical Flares on Solar Twins Registered with the TESS Observatory

Considering flare activity of solar analogues, we have to keep in mind that the most powerful flares on the Sun are rare phenomena. Flares in optical continuum emission which are analogues of solar white-light flares have not been seen on single main sequence G stars until the Kepler mission. Their detection both on the Sun and on these stars is difficult because a source of



**Figure 4.** Frequency analysis diagram of time series for the HD 5294 star (constructed from the TESS data obtained in sector 17) on the left panel. Convolution with a period of  $6^d.526949$  on the right panel. The accuracy of the frequency from which the period was found is  $0^d.011368$ .

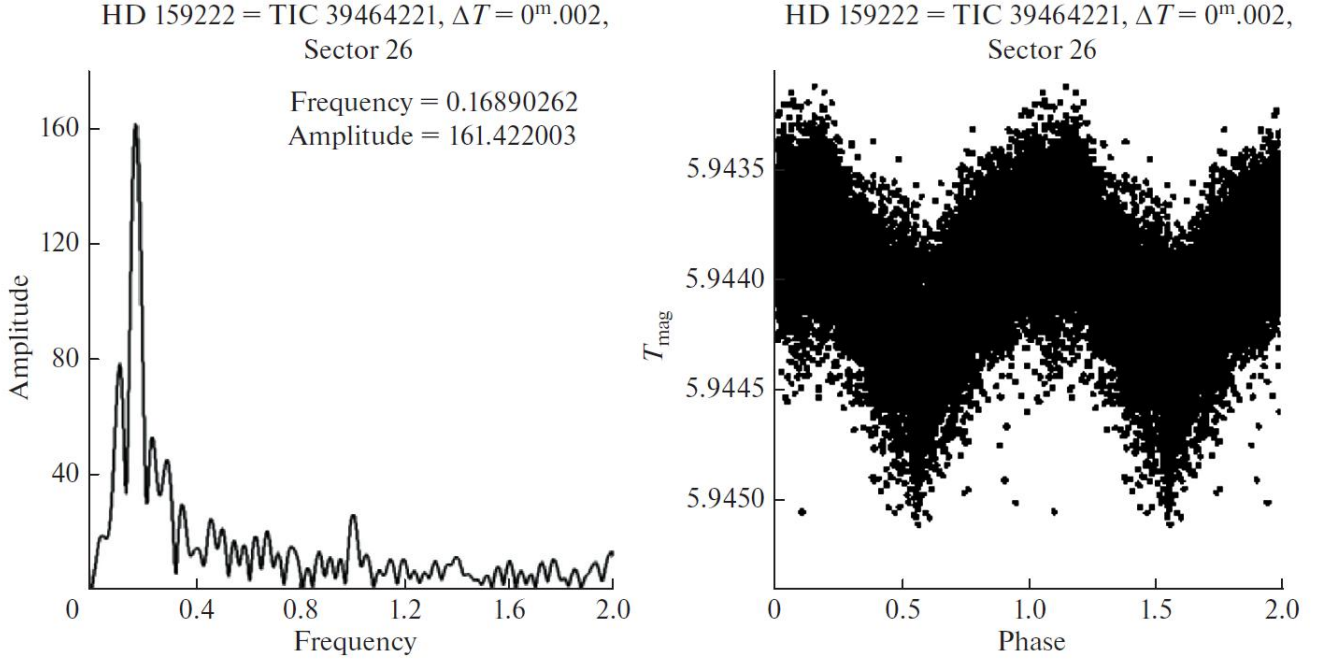
the flare optical continuum emission has a low contrast against the photosphere, a small flare area, and lives a short time (a few minutes). Nevertheless, an existence of optical flares in G stars can be suspected in the UV data supports by recent study by Kashapova et al. (2021) where was shown that time profiles of solar flares in the UV-continuum emission are similar to impulsive flare light curves registered on the red dwarf during the Kepler mission. Indeed, flares on G stars were found in GALEX NUV-data (Brasseur et al., 2019).

The only recently a definite information appears about flare activity of these stars from other observations, including ground-based monitoring (Jackman et al., 2018; Bondar' et al., 2021; Koller et al., 2021). However, until now these surveys do not contain data for solar twins of our sample.

The first Kepler data about flares on G dwarfs were reported by Maehara et al. (2012, 2015). Later on it was found that the energy of some of flares can reach a few times of  $10^{36}$  erg (e.g. Wu et al., 2017).

After completion the Kepler mission, the TESS space observatory provides possibility to continue permanent monitoring of larger number of stars that allows searching for flares on these stars. We have analyzed TESS light curves for some of our stars. We selected several

high amplitude, non-single-impulse events, using the  $3\sigma$ -criterion and give some samples of TESS flare light curves. The temporal profiles for 3 flare events on the solar twins HD 24409 and HD 75767 registered with time resolution 120 s are presented in Fig. 6a. Note the quite complicated shape of the flare light curve in the middle of this figure. The third flare sample on the HD 75767 star looks like a classical impulsive flare on red dwarfs, but it occurs on the G star. We have been estimated the energy of these non-stationary events. For the HD 24409 star, the lower limit of the total energy of the larger flare (in the middle of the left panel) is  $8 \times 10^{33}$  erg, its duration is 4.32 h. The two flares to the right and left of it are about of 2 times weaker in the energy, around  $4 \times 10^{33}$  erg, and last 0.5–1 h less. As for the flares on the HD 75767 star, the flare, demonstrating quite complicated light curve shape, has the energy  $4.12 \times 10^{33}$  erg and its duration is 12 h, while the next sample of flares on the left panel in Fig. 6 looks like a classical impulsive flare on red dwarfs, but it occurs on the G star. This flare of the larger amplitude with the total energy of  $4.3 \times 10^{33}$  erg lasts 21.6 h.



**Figure 5.** Frequency analysis diagram of time series for the HD 159222 star (constructed from the TESS data obtained in sector 26) on the left panel. Convolution with a period of  $5^{\text{d}}.9205$  on the right panel. The accuracy of the frequency from which the period was found is  $0^{\text{d}}.008882$ .

#### 4. ON THE MAGNETIC FIELD OF SOLAR TWINS

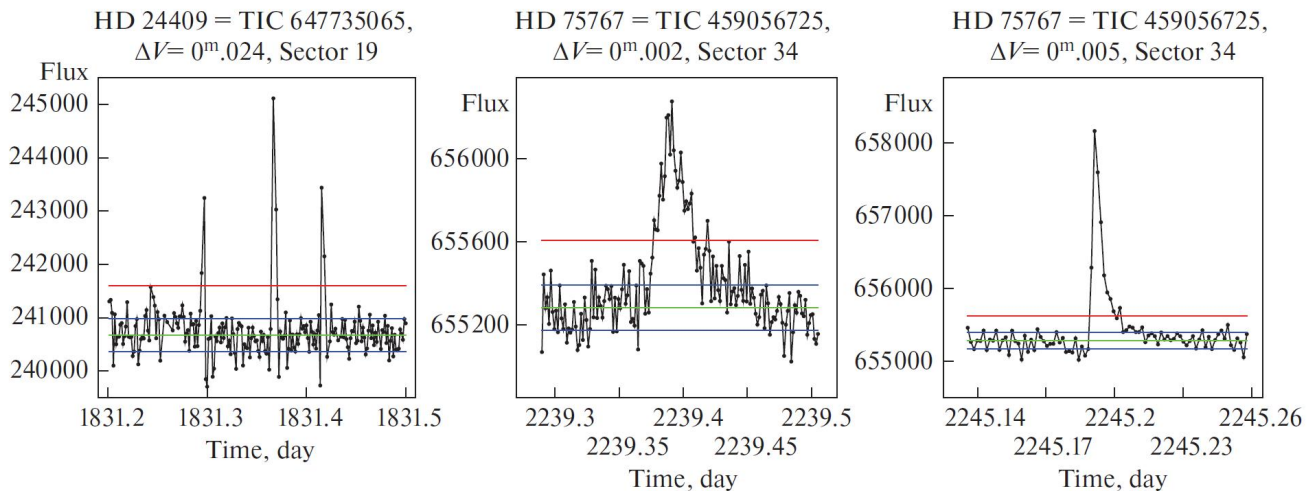
There is reason to believe that activity of solar analogues at various levels from the highest one to low activity of the contemporary Sun is caused by local magnetic fields with a definite governing role of the large-scale magnetic field. Therefore, analyzing the factors determining activity, it needs to know information about stellar magnetic fields. Earlier, we compared data for magnetic fields obtained in the frameworks of the “Bcool collaboration” by Marsden et al. (2014) for several active G stars with data on the general magnetic field of the Sun as a star. We obtained the average value of the modulus of the magnetic field  $|B_l| = 4.72 \pm 0.53$  G for G stars (Katsova and Livshits, 2014). The obtained average value corresponds to a rotation rate of about 4 km/s. Thus, the mean value of the longitudinal fields for active G stars, rotating slower than 5 days, is of one order of magnitudes stronger than the mean daily magnetic field of the Sun as a star, which does not exceed 0.5 G near the maximum of the cycle. Now we considered these data for the solar twins, and it turned out that for only a few stars measurements can be considered reliable.

We chose value of mean surface longitudinal magnetic field,  $B_l$ , exceeding  $3\sigma$  from Table 3 of Marsden

et al. (2014), which are marked as a “definite detection”. The only 5 of our 23 solar twins possess observable magnetic fields. These stars with magnetic fields are HD 9986:  $B_l = +2.5 \pm 0.5$  G; HD 56124:  $B_l = +4.9 \pm 0.8$  G, HD 76151:  $B_l = -3.7 \pm 0.2$  G, HD 146233:  $B_l = -2.3 \pm 0.4$  G, and HD 222143:  $B_l = -5.2 \pm 0.8$  G. Note that all these stars differ from other solar twins in two significant factors. Firstly, they possess an enhanced Li abundance relatively to the Sun:  $\log A_{\text{Li}}$  from 1.6 to 2.0. The second difference is that the radius of the convective zones of these stars in the range  $0.260 - 0.289 R_{\text{Sun}}$ , while estimates for the rest twins are from  $0.325$  to  $0.371 R_{\text{Sun}}$ , as it follows from Table 1 in Marsden et al. (2014). Both circumstances point to relative youth of these stars as compared with other solar twins.

#### 5. DISCUSSION AND CONCLUSION

Thus, our analysis of various tracers of stellar activity for solar twins with detected lithium abundances shows that this group of twins contains definitely stars of various ages. It follows from a significant scatter in the coronal indices, which are close to the saturation activity level for the most active young dwarfs. This spread reflects similar dispersion in the lithium content. Besides,



**Figure 6.** The TESS light curves for one of the flares on the HD 24409 star (the left panel) and two flares on HD 75767 registered with time-resolution 120 s. The green line corresponds to the mean level of stellar brightness in quiescence; two blue lines indicate the  $\pm 1\sigma$ -variability level, and red line is the  $3\sigma$ -level.

magnetic field measurements showed that mean longitudinal magnetic fields can be 5–10 times stronger as compared with the nowadays solar value, that also indicates that these stars are younger than the others. Such magnetic fields can be able, in principle, to provide the energy for powerful flares, much stronger than the solar ones. Studying flare activity and other powerful non-stationary phenomena is of importance for atmospheres of exoplanets orbiting similar stars. Note that because ages and mass of solar twin are defining in lithium abundance (do Nascimento et al., 2009), non-standard mixing is required to explain the low Li abundances observed in solar twins. So, for example, the 16 Cygni system consists of two stars HD 186408 (16 Cyg A is a good candidate for the most Sun-like star) and HD 186 427 having the same age, the same initial composition, and the Li abundance differences currently observed must be due to their various paths of evolution, related to the fact that one of them hosts a planet while the other does not. By the way, note here that 6 solar twins have exoplanets orbiting these stars. The corresponding information can be found, for instance, in <https://exoplanets.nasa.gov/discovery/exoplanet-catalog/>, <http://exoplanet.eu>. The following objects orbiting our stars are two Neptune-like exoplanet around HD 42618 and HD 164595, three gas giants 47 UMa b, c and d around HD 95128, a gas giant exoplanet 70 Vir b around HD 117176, a gas giant exoplanet 16 Cyg B b around HD 186427, and two gas giant exoplanets around HD 187123. Since activity phenomena on hosts

of exoplanets can play a role in influence on planetary environments, further investigations of stellar activity are of interest.

## 6. ACKNOWLEDGMENTS

This paper includes data collected with the TESS mission, obtained from the MAST data archive at the Space Telescope Science Institute (STScI). Funding for the TESS mission is provided by the NASA Explorer Program. STScI is operated by the Association of Universities for Research in Astronomy, Inc., under NASA contract NAS 5–26555. This research has made use of data obtained from the Chandra Source Catalog, provided by the Chandra X-ray Center (CXC) as part of the Chandra Data Archive.

## 7. FUNDING

MMK and BAN acknowledge the support of Ministry of Science and Higher Education of the Russian Federation under the grant 075-15-2020-780.

## 8. CONFLICT OF INTEREST

The authors declare that they have no conflicts of interest.

## References

- [1] Asplund, M., Grevesse, N., Sauval, A.J., and Scott, P., The chemical composition of the Sun, *Annu. Rev. Astron. Astrophys.*, 2009, vol. 47, pp. 481–522.



- [2] Bianchi, L., Herald, J., Efremova, B., et al., GALEX catalogs of UV sources: Statistical properties and sample science applications: Hot white dwarfs in the milky way, *Astrophys. Space Sci.*, 2011, vol. 335, p. 161.
- [3] Boller, Th., Freyberg, M.J., Trümper, J., et al., Second ROSAT all-sky survey (2RXS) source catalogue, *Astron. Astrophys.*, 2016, vol. 588, p. A103.
- [4] Bondar', N.I., Katsova, M.M. and Shlyapnikov, A.A., Detection of optical flares on the selected G-M dwarfs from long-term photometric series, *Geomagn. Aeron. (Engl. Transl.)*, 2021, vol. 61, pp. 1069–1074.
- [5] Brasseur, C.E., Osten, R.A., and Fleming, S.W., Short-duration stellar flares in GALEX data, *Astrophys. J.*, 2019, vol. 883, no. 1, p. 88.
- [6] Evans, I.N., Primini, F.A., Glotfelty, K.J., et al., The Chandra source catalog, *Astrophys. J. Suppl. Ser.*, 2010, vol. 189, no. 1, pp. 37–82.
- [7] Jackman, J.A.G., Wheatley, P.J., Pugh, C.E., et al., Ground-based detection of G star superflares with NGTS, *Mon. Not. R. Astron. Soc.*, 2018, vol. 477, no. 4, pp. 4655–4664.
- [8] Kashapova, L.K., Broomhall, A.-M., Larionova, A.I., et al., The morphology of average solar flare time profiles from observations of the Sun's lower atmosphere, *Mon. Not. R. Astron. Soc.*, 2021, vol. 502, no. 3, pp. 3922–3931.
- [9] Katsova, M.M. and Livshits, M.A., Activity of the Sun in the age of 1–2 Gyr, *Geomagn. Aeron. (Engl. Transl.)*, 2014, vol. 54, no. 8, pp. 982–990.
- [10] Katsova, M.M., Livshits, M.A., and Mishenina, T.V., The character of solar-type activity and the depth of the convective zone, *Astron. Rep.*, 2013, vol. 57, no. 9, pp. 702–713.
- [11] Koller, F., Leitzinger, M., Temmer, M., et al., Search for flares and associated CMEs on late-type main-sequence stars in optical SDSS spectra, *Astron. Astrophys.*, 2021, vol. 646, p. A34.
- [12] Lenz, P. and Breger, M., Period04: Statistical analysis of large astronomical time series, *Astrophysics Source Code Library*, 2014, ascl:1407.009. <http://period04.net/>
- [13] Maehara, H., Shibayama, T., Notsu, S., et al., Superflares on solar-type stars, *Nature*, 2012, vol. 485, pp. 478–481.
- [14] Maehara, H., Shibayama, T., Notsu, Y., et al., Statistical properties of superflares on solar-type stars based on 1-min cadence data, *Earth Planets Space*, 2015, vol. 67, p. 59.
- [15] Mahdi, D., Soubiran, C., Blanco-Cuaresma, S., and Chemin, L., Solar twins in the ELODIE archive, *Astron. Astrophys.*, 2016, vol. 587, p. A131.
- [16] Marsden, S.C., Petit, P., Jeffers, S.V., et al., A BCool magnetic snapshot survey of solar-type stars, *Mon. Not. R. Astron. Soc.*, 2014, vol. 444, no. 4, pp. 3517–3536.
- [17] Mishenina, T.V., Soubiran, C., Kovtyukh, V.V., et al., Activity and the Li abundances in the FGK dwarfs, *Astron. Astrophys.*, 2012, vol. 547, p. A106.
- [18] Mishenina, T., Soubiran, C., Charbonnel, C., et al., Solar twins: Lithium abundance scatter, *Mem. Soc. Astron. Ital.*, 2020, vol. 91, pp. 171–174.
- [19] do Nascimento, J.D., Jr., Castro, M., Meléndez, J., et al., Age and mass of solar twins constrained by lithium abundance, *Astron. Astrophys.*, 2009, vol. 501, no. 2, pp. 687–694.
- [20] Oelkers, R.J., Rodriguez, J.E., Stassun, K.G., et al., Variability properties of four million sources in the TESS input catalog observed with the Kilodegree Extremely Little Telescope survey, *Astron. J.*, 2018, vol. 155, no. 1, p. A39.
- [21] Pallavicini, R., Golub, L., Rosner, R., et al., Relations among stellar X-ray emission observed from Einstein, stellar rotation and bolometric luminosity, *Astrophys. J.*, 1981, vol. 248, pp. 279–290.
- [22] Peres, G., Orlando, S., Reale, F., et al., The Sun as an X-ray star. II. Using the Yohkoh/Soft X-Ray telescope-derived solar emission measure versus temperature to interpret stellar X-ray observations, *Astrophys. J.*, 2000, vol. 528, no. 1, pp. 537–551.
- [23] Ricker, G.R., Winn, J.N., Vanderspek, R., et al., Transiting Exoplanet Survey Satellite (TESS), *Proc. SPIE*, 2014, vol. 9143, p. 914320.
- [24] Traulsen, I., Schwope, A.D., Lamer, G., et al., The XMM-Newton serendipitous survey. IX. The fourth XMM-Newton serendipitous source catalogue, *Astron. Astrophys.*, 2020, vol. 641, p. A137.
- [25] Wu, C.-J., Ip, W.-H., and Huang, L.-C., A study of variability in the frequency distributions of the superflares of G-type stars observed by the Kepler mission, *Astrophys. J.*, 2015, vol. 798, p. 92.