

\mathcal{H}_2 Model Order Reduction: A Relative Error Setting

Umair Zulfiqar^a, Xin Du^{a,b,*}, Qiuyan Song^a, Muwahida Liaquat^c,
Victor Sreeram^d

^a*School of Mechatronic Engineering and Automation, Shanghai University, Shanghai, 200444, China*

^b*Shanghai Key Laboratory of Power Station Automation Technology, Shanghai University, Shanghai, 200444, China*

^c*Department of Electrical Engineering, College of Electrical and Mechanical Engineering, National University of Sciences and Technology, Islamabad, 44000, Pakistan*

^d*Department of Electrical, Electronic, and Computer Engineering, The University of Western Australia, Perth, 6009, Australia*

Abstract

In dynamical system theory, the process of obtaining a reduced-order approximation of the high-order model is called model order reduction. The closeness of the reduced-order model to the original model is generally gauged by using system norms of additive or relative error system. The relative error is a superior criterion to the additive error in assessing accuracy in many applications like reduced-order controller and filter designs. In this paper, we propose an oblique projection algorithm that minimizes the \mathcal{H}_2 norm of the relative error transfer function. The selection of reduction matrices in the algorithm is motivated by the necessary conditions for local optima of the (squared) \mathcal{H}_2 norm of the relative error transfer function. Numerical simulation confirms that the proposed algorithm compares well in accuracy with balanced stochastic truncation while avoiding the solution of large-scale Riccati and Lyapunov equations.

Keywords: \mathcal{H}_2 norm, model order reduction, oblique projection, optimal, relative error

*Corresponding author

Email address: duxin@shu.edu.com (Xin Du)

1. Introduction

In mathematical modeling of dynamical systems, the behavior of the systems is generally described by partial differential equations, which are converted to ordinary differential equations to obtain a state-space model. If the number of differential equations describing the dynamical system is high, the state-space model becomes computationally difficult to simulate and analyze. Moreover, the design procedures that take this model as an input also become a computational challenge. To overcome this situation, model order reduction (MOR) is used to obtain a reduced-order model (ROM) that can act as a surrogate for the original high-order model. The ROM closely mimics the original model but is described by a handful of ordinary differential equations. Thus, it is cheaper to simulate and analyze, and it can serve as a surrogate for the original model in the design procedures with tolerable approximation error; cf. [1, 2, 3, 4, 5].

The sense of closeness in MOR can be expressed in various forms and can be quantified by various norms, which lead to various classes of MOR. The most common expression for the closeness of the ROM to the original system is the additive error transfer function, which comprises the bulk of the MOR algorithms available in the literature. A less common yet important expression for the closeness of the ROM to the original system is the relative error transfer function. In control engineering and filter design, this error expression arises quite frequently because of its connection with Bode diagram error in the frequency domain, cf. [6].

Let us denote the transfer functions of the original model and the ROM as $H(s)$ and $\bar{H}_r(s)$, respectively. Then three possible ways to express the MOR problem are the following:

$$H(s) = \bar{H}_r(s) + \Delta_{add}(s), \quad (1)$$

$$H(s) = \bar{H}_r(s)(I + \Delta_{mul}(s)), \quad (2)$$

$$\bar{H}_r(s) = H(s)(I - \Delta_{rel}(s)). \quad (3)$$

In additive error MOR, $\|\Delta_{add}(s)\|$ is minimized, whereas, in relative error MOR,

$\|\Delta_{mul}(s)\|$ or $\|\Delta_{rel}(s)\|$ is minimized. Minimizing $\|\Delta_{rel}(s)\|$ is closely related to minimizing $\|\Delta_{mul}(s)\|$, and both can generally be achieved simultaneously with the same MOR algorithm [7]. If $H(s)$ is reduced aiming to design a controller for $\bar{H}_r(s)$ that works well with $H(s)$ in a closed-loop system, it is equivalent to solving problem (3); cf. [6]. Similarly, the problem of obtaining a reduced-order infinite impulse response (IIR) filter from the high-order finite impulse response (FIR) filter is also equivalent to solving the problem (2) or (3); cf. [6].

Balanced truncation (BT) is a well-known MOR algorithm that ensures that $\|\Delta_{add}(s)\|_{\mathcal{H}_\infty}$ is small [8]. An *a priori* upper bound on $\|\Delta_{add}(s)\|_{\mathcal{H}_\infty}$ also holds for the ROM [9]. However, BT is a computationally expensive algorithm, and its applicability is only viable for the order of a few hundred. By replacing the Lyapunov equations with their low-rank approximations, the computational cost of BT can be reduced, and its applicability can be extended to large-scale systems [10]. In [9, 11], BT is extended to frequency-weighted BT (FWBT) to ensure that $\|W(s)\Delta_{add}(s)V(s)\|_{\mathcal{H}_\infty}$ is small, wherein $W(s)$ and $V(s)$ are frequency weights to emphasize the frequency region within which superior accuracy is required. FWBT can be used to solve problems (2) and (3) when $H(s)$ is a stable minimum phase system [12]. *A priori* upper bounds on $\|\Delta_{mul}(s)\|_{\mathcal{H}_\infty}$ and $\|\Delta_{rel}(s)\|_{\mathcal{H}_\infty}$ also hold in this scenario [12]. When $H(s)$ is not a minimum phase system, problems (2) and (3) can be solved using a variant of BT called balanced stochastic truncation (BST) [13]. Similar *a priori* upper bounds on $\|\Delta_{mul}(s)\|_{\mathcal{H}_\infty}$ and $\|\Delta_{rel}(s)\|_{\mathcal{H}_\infty}$ hold in this scenario as well [14]. Moreover, BST guarantees that $\bar{H}_r(s)$ is a minimum phase system. BST is even more computationally expensive than BT. The Riccati and Lyapunov equations in BST can be replaced with their low-rank approximations to extend its applicability to large-scale systems; see [15]. BST is generalized for the frequency-weighted scenario in [16] to minimize $\|\Delta_{rel}(s)V(s)\|_{\mathcal{H}_\infty}$ for obtaining a reduced-order controller. Some other generalizations of BST are also reported, like [17] and [18].

Several performance criteria in control theory and signal processing are quantified by the \mathcal{H}_∞ norm. However, in a large-scale setting, the computation of the

\mathcal{H}_∞ norm is expensive, and ironically, the MOR algorithms seeking to reduce the \mathcal{H}_∞ norm of the error system are also expensive [19]. From a computational standpoint, the \mathcal{H}_2 norm is a better option as it is easy to compute due to its relationship with system gramians, for which a low-rank solution is generally available. The optimal solution in the \mathcal{H}_2 norm, i.e., local optimum of $\|\Delta_{add}(s)\|_{\mathcal{H}_2}^2$, can be obtained efficiently even in a large-scale setting [20, 21]. In contrast, the optimal solution in the \mathcal{H}_∞ norm is computationally expensive, even in a small-scale setting [22]. From a system theory perspective, reducing the \mathcal{H}_2 or \mathcal{H}_∞ norm of $\Delta_{add}(s)$ essentially means ensuring that the output response of $\Delta_{add}(s)$ is small for any input. Therefore, the MOR algorithms that are optimized to reduce $\|\Delta_{add}(s)\|_{\mathcal{H}_2}$ inevitably also reduce $\|\Delta_{add}(s)\|_{\mathcal{H}_\infty}$. This makes the \mathcal{H}_2 norm an attractive option for performance specification in MOR due to its favorable numerical properties [22].

In [23], an iterative Rational Krylov algorithm (IRKA) is presented for single-input single-output (SISO) systems to construct a local optimum of $\|\Delta_{add}(s)\|_{\mathcal{H}_2}^2$. IRKA is extended to MIMO systems in [24]. A more robust and efficient approach for constructing a local optimum of $\|\Delta_{add}(s)\|_{\mathcal{H}_2}^2$ using Sylvester equations is presented in [20, 25]. The convergence in IRKA is not guaranteed. Some trust region-based approaches to speed up convergence are reported in the literature like [26, 27]. Some suboptimal solutions to the \mathcal{H}_2 -optimal MOR problem are also reported in [28, 29], which preserves some other system properties like stability. The algorithm presented in [25] is generalized for the frequency weighted scenario in [30], which constructs a near-optimum of $\|W(s)\Delta_{add}(s)V(s)\|_{\mathcal{H}_2}^2$. Similarly, IRKA is generalized for the frequency weighted scenario in [31], which also constructs a near-optimum of $\|W(s)\Delta_{add}(s)V(s)\|_{\mathcal{H}_2}^2$. To the best of the author's knowledge, there is no MOR algorithm available in the literature that seeks to minimize $\|\Delta_{mul}(s)\|_{\mathcal{H}_2}$ and $\|\Delta_{rel}(s)\|_{\mathcal{H}_2}$, which has motivated the results of this paper.

In this paper, it is first demonstrated that the iterative frequency-weighted \mathcal{H}_2 MOR algorithm (IFWMORA) proposed in [30] can be used for solving the problem (3), and a near-optimum of $\|\Delta_{rel}(s)\|_{\mathcal{H}_2}^2$ can be constructed when $H(s)$

is a stable minimum phase system. The case when $H(s)$ is not a minimum phase system is also discussed. Then necessary conditions for the local optimum of $\|\Delta_{mul}(s)\|_{\mathcal{H}_2}^2$ are derived when $\bar{H}_r(s)$ is a minimum phase system. The case when $\bar{H}_r(s)$ is not a minimum phase system is also discussed, and an oblique projection algorithm, inspired by the necessary conditions of the local optimum, is proposed. The proposed algorithm is tested on three benchmark dynamical systems taken from the collection in [32]. The numerical simulation confirms that the proposed algorithm compares well in accuracy with BST while avoiding the solution of large-scale Lyapunov and Riccati equations.

2. Preliminaries

In this section, the problem statement is formulated, and two important MOR techniques in the existing literature for this problem are briefly reviewed.

2.1. Problem Setting

Consider an n^{th} -order $m \times m$ square linear time-invariant (LTI) system $H(s)$. Let (A, B, C, D) be its state-space realization, which is related to $H(s)$ as

$$H(s) = C(sI - A)^{-1}B + D$$

where $A \in \mathbb{R}^{n \times n}$, $B \in \mathbb{R}^{n \times m}$, $C \in \mathbb{R}^{m \times n}$, and $D \in \mathbb{R}^{m \times m}$.

Let us denote the r^{th} -order ($r \ll n$) approximation of $H(s)$ as $\bar{H}_r(s)$, which is also an $m \times m$ square linear time-invariant (LTI) system. Let $(\bar{A}_r, \bar{B}_r, \bar{C}_r, D)$ be its state-space realization, which is related to $\bar{H}_r(s)$ as

$$\bar{H}_r(s) = \bar{C}_r(sI - \bar{A}_r)^{-1}\bar{B}_r + D$$

where $\bar{A}_r \in \mathbb{R}^{r \times r}$, $\bar{B}_r \in \mathbb{R}^{r \times m}$, and $\bar{C}_r \in \mathbb{R}^{m \times r}$.

Let the matrices $\bar{V}_r \in \mathbb{R}^{n \times r}$ and $\bar{W}_r \in \mathbb{R}^{n \times r}$ be such that $\bar{W}_r^T \bar{V}_r = I$, and the columns of \bar{V}_r span an r -dimensional subspace along with the kernels of \bar{W}_r^T . If $\bar{H}_r(s)$ is constructed via oblique projection, the following holds

$$\bar{A}_r = \bar{W}_r^T A \bar{V}_r, \quad \bar{B}_r = \bar{W}_r^T B, \quad \bar{C}_r = C \bar{V}_r$$

where $\Pi = \bar{V}_r \bar{W}_r^T$ is an oblique projector.

The \mathcal{H}_2 relative-error MOR is to construct $\bar{H}_r(s)$, such that $\|\Delta_{rel}(s)\|_{\mathcal{H}_2}$ or $\|\Delta_{mul}(s)\|_{\mathcal{H}_2}$ is small, i.e.,

$$\min_{\substack{\bar{H}_r(s) \\ \text{order}=r}} \|\Delta_{rel}(s)\|_{\mathcal{H}_2} \quad \text{and/or} \quad \min_{\substack{\bar{H}_r(s) \\ \text{order}=r}} \|\Delta_{mul}(s)\|_{\mathcal{H}_2}.$$

If $\bar{H}_r(s)$ is obtained via oblique projection, the problem becomes that of constructing the reduction matrices \bar{V}_r and \bar{W}_r , such that $\|\Delta_{rel}(s)\|_{\mathcal{H}_2}$ or $\|\Delta_{mul}(s)\|_{\mathcal{H}_2}$ is small. For clarity, $\|\Delta_{rel}(s)\|_{\mathcal{H}_2}$ and $\|\Delta_{mul}(s)\|_{\mathcal{H}_2}$ are referred to as relative error I and relative error II, respectively, in the remainder of the paper.

2.2. Literature Review

In this subsection, two important algorithms for relative-error MOR in the literature are reviewed. The first one minimizes $\|\Delta_{rel}(s)\|_{\mathcal{H}_\infty}$ and $\|\Delta_{mul}(s)\|_{\mathcal{H}_\infty}$, while the second one (can) minimizes $\|\Delta_{rel}(s)\|_{\mathcal{H}_2}$.

2.2.1. Balanced Stochastic Truncation (BST)

Let $G(s)$ be a minimum phase right spectral factor of $\Phi(s) = H(s)H^*(s)$. The controllability gramian P_{11} of the pair (A, B) solves the following Lyapunov equation

$$AP_{11} + P_{11}A^T + BB^T = 0. \quad (4)$$

Let us define B_x and A_x as the following

$$B_x = P_{11}C^T + BD^T, \quad A_x = A - B_x(DD^T)^{-1}C.$$

Now, let X_ϕ solves the following Riccati equation

$$Ax^T X_\phi + X_\phi A_x + X_\phi B_x(DD^T)^{-1}B_x^T X_\phi + C^T(DD^T)^{-1}C = 0.$$

The reduction matrices in BST are computed such that $\bar{W}_r^T P_{11} \bar{W}_r = \bar{V}_r^T X_\phi \bar{V}_r = \text{diag}(\sigma_1, \dots, \sigma_r)$ where σ_i are r biggest Hankel singular values of $G^{-*}(s)H(s)$.

Remark 1. When $H(s)$ is a minimum phase system, and the matrix D has full rank, a stable state-space realization of $H^{-1}(s)$ exists, and BST reduces to FWBT by selecting the frequency weight as $W(s) = H^{-1}(s)$; see [12].

2.2.2. Iterative Frequency-weighted \mathcal{H}_2 MOR Algorithm (IFWHMORA)

Let (A_i, B_i, C_i, D_i) be a stable state-space realization of the frequency weight $W(s)$. Let P_{12} , Q_{12} , Q_{13} , Q_{23} , and Q_i satisfy the following linear matrix equations

$$AP_{12} + P_{12}\bar{A}_r^T + B\bar{B}_r^T = 0, \quad (5)$$

$$A^T Q_{12} + Q_{12}\bar{A}_r - \bar{C}_r^T B_i^T Q_{23}^T - Q_{13}B_i\bar{C}_r - C^T D_i^T D_i\bar{C}_r = 0, \quad (6)$$

$$A^T Q_{13} + Q_{13}A_i + C^T (B_i^T Q_i + D_i^T C_i) = 0, \quad (7)$$

$$\bar{A}_r^T Q_{23} + Q_{23}A_i - \bar{C}_r^T (B_i^T Q_i + D_i^T C_i) = 0, \quad (8)$$

$$A_i^T Q_i + Q_i A_i + C_i^T C_i = 0. \quad (9)$$

In IFWHMORA, starting with an arbitrary guess of the ROM, the reduction matrices are selected as $\bar{V}_r = P_{12}$ and $\bar{W}_r = Q_{12}$. The oblique projection condition $\bar{W}_r^T \bar{V}_r = I$ is enforced by using bi-orthogonal Gram Smith method. The process is repeated until convergence upon which a near-optimum of $\|W(s)\Delta_{add}(s)\|_{\mathcal{H}_2}^2$ is obtained.

Remark 2. Although not noted in [30], IFWHMORA can be used to obtain a near optimum of $\|\Delta_{rel}(s)\|_{\mathcal{H}_2}^2$, which will be shown in the next section.

3. MOR based on Relative Error Criterion I

Let us assume that $H(s)$ is a minimum phase system, and the matrix D is full rank. Then a possible state-space realization (A_i, B_i, C_i, D_i) for $W(s) = H^{-1}(s)$ is given as

$$A_i = A - BD^{-1}C, \quad B_i = -BD^{-1}, \quad C_i = D^{-1}C, \quad D_i = D^{-1}, \quad (10)$$

cf. [7]. Further, it can readily be noted that $\Delta_{rel}(s)$ becomes equal to $H^{-1}(s)\Delta_{add}(s)$. Then, by using IFWHMORA, a near-optimum of $H^{-1}(s)\Delta_{add}(s)$ can be obtained.

The state-space realization of $H^{-1}(s)$ given in (10) only exists when D is invertible. Thus, when D is rank deficient, IFWHMORA cannot be used without

mathematical manipulation. Moreover, when $H(s)$ has zeros in the right half of the s -plane, i.e., $H(s)$ is not a minimum phase system, $H^{-1}(s)$ becomes unstable, and $\|\Delta_{rel}(s)\|_{\mathcal{H}_2}$ becomes unbounded. This also limits the applicability of IFWHMORA. We now discuss remedies for these two issues in the sequel.

Let $G^*(s)$ be a minimum phase right spectral factor of $H^*(s)H(s)$, such that $G(s)G^*(s) = H^*(s)H(s)$. From the definition of the \mathcal{H}_2 norm, $\|\Delta_{rel}(s)\|_{\mathcal{H}_2}$ can be defined as

$$\begin{aligned}\|\Delta_{rel}(s)\|_{\mathcal{H}_2} &= \sqrt{\frac{1}{2\pi} \int_{-\infty}^{\infty} \text{trace} \left(\Delta_{add}^*(j\omega) H^{-*}(j\omega) H^{-1}(j\omega) \Delta_{add}(j\omega) \right) d\omega} \\ &= \sqrt{\frac{1}{2\pi} \int_{-\infty}^{\infty} \text{trace} \left(\Delta_{add}^*(j\omega) G^{-1}(j\omega) G^{-*}(j\omega) \Delta_{add}(j\omega) \right) d\omega}.\end{aligned}\tag{11}$$

It can readily be noted from (11) that by selecting the frequency weight as $W(s) = G^{-*}(s)$, IFWHMORA can be used even if $H(s)$ is not a minimum phase system. Next, we formulate a possible state-space realization of $G^{-*}(s)$ on similar lines to BST. Let Q_{11} be the observability gramian of the pair (A, C) , which satisfies the following Lyapunov equation

$$A^T Q_{11} + Q_{11} A + C^T C = 0.\tag{12}$$

Further, define B_x and A_x as the following

$$B_x = -Q_{11} B - C^T D, \quad A_x = -A - B(D^T D)^{-1} B_x^T.$$

Let X solves the following Riccati equation

$$A_x X + X A_x^T + X B_x (D^T D)^{-1} B_x^T X + B (D^T D)^{-1} B^T = 0.\tag{13}$$

Then a possible minimum phase realization of $G^*(s)$ is given as

$$A_g = -A^T, \quad B_g = B_x, \quad C_g = D^{-T} (B^T - B_x^T X), \quad D_g = D,$$

cf. [7]. Further, a possible stable realization of $G^{-*}(s)$ is given as

$$A_{gi} = A_g - B_g D_g^{-1} C_g, \quad B_{gi} = -B_g D_g^{-1}, \quad C_{gi} = D_g^{-1} C_g, \quad D_{gi} = D_g^{-1}.$$

If the matrix D is not full rank, its invertibility becomes an issue. This can be tackled by the so-called ϵ -regularization, i.e., by replacing the original D matrix with an artificial $D = \epsilon I$ in the algorithm wherein ϵ is a small valued scalar. In the final ROM, the D -matrix is set to the original D -matrix. This approach is an effective one, and it has been used in BST to deal with a similar issue [13, 15].

A major drawback of using IFWHMORA is that the equations (6)-(9), (12), and (13) are expensive to solve in a large-scale setting. The number of large-scale linear matrix equations in IFWHMORA is even more than that in BST. The main motivation for developing an algorithm, which tends to minimize $\|\Delta_{rel}(s)\|_{\mathcal{H}_2}$ instead of $\|\Delta_{rel}(s)\|_{\mathcal{H}_\infty}$, was to avoid large-scale Riccati and Lyapunov equations involved in BST. Even when $H(s)$ is a minimum phase system, the frequency weight $W(s) = H^{-1}(s)$ remains a large-scale system, which seriously affects the computational efficiency of IFWHMORA because the equations (6)-(9) remain expensive to solve. To conclude, IFWHMORA is not a computationally viable option for constructing a near-optimum (local) of $\|\Delta_{rel}(s)\|_{\mathcal{H}_2}^2$ in a large-scale setting.

4. MOR based on Relative Error Criterion II

If $\bar{H}_r(s)$ is invertible, $\Delta_{mul}(s)$ can be expressed as $\bar{H}_r^{-1}(s)\Delta_{add}(s)$. Thus, the relative error II can also be seen as a frequency-weighted additive error criterion. The theory developed for IFWHMORA in [30] assumed that $W(s)$ does not depend on $\bar{H}_r(s)$. Here, however, the frequency-weight depends on the ROM, which is not known *a priori*. Thus, IFWHMORA cannot be used to obtain a near-optimum of $\|\Delta_{mul}(s)\|_{\mathcal{H}_2}^2$. In the sequel, we derive the necessary conditions for the local optimum of $\|\Delta_{mul}(s)\|_{\mathcal{H}_2}^2$ and note that these are different from the conditions derived in [33] for $\|W(s)\Delta_{add}(s)\|_{\mathcal{H}_2}^2$ when $W(s)$ is replaced by $\bar{H}_r^{-1}(s)$.

4.1. State-space Realization of $\Delta_{mul}(s)$ and $\|\Delta_{mul}(s)\|_{\mathcal{H}_2}$

When $\bar{H}_r(s)$ is a stable minimum phase, and the matrix D is full rank, a possible state-space realization of $\Delta_{mul}(s) = \bar{H}_r^{-1}(s)\Delta_{add}(s)$ is given as

$$A_{mul} = \begin{bmatrix} A & 0 & 0 \\ 0 & \bar{A}_r & 0 \\ -\bar{B}_r D^{-1}C & \bar{B}_r D^{-1}\bar{C}_r & \bar{A}_r - \bar{B}_r D^{-1}\bar{C}_r \end{bmatrix}, \quad B_{mul} = \begin{bmatrix} B \\ \bar{B}_r \\ 0 \end{bmatrix},$$

$$C_{mul} = \begin{bmatrix} D^{-1}C & -D^{-1}\bar{C}_r & D^{-1}\bar{C}_r \end{bmatrix}.$$

Let $P_{mul} = \begin{bmatrix} P_{11} & P_{12} & \hat{P}_{13} \\ P_{12}^T & \hat{P}_{22} & \hat{P}_{23} \\ \hat{P}_{13}^T & \hat{P}_{23}^T & \hat{P}_{33} \end{bmatrix}$ be the controllability gramian of the pair (A_{mul}, B_{mul}) , which solves the following Lyapunov equation

$$A_{mul}P_{mul} + P_{mul}A_{mul}^T + B_{mul}B_{mul}^T = 0$$

wherein

$$A\hat{P}_{13} + \hat{P}_{13}(\bar{A}_r - \bar{B}_r D^{-1}\bar{C}_r)^T - P_{11}C^T D^{-T}\bar{B}_r^T + P_{12}\bar{C}_r^T D^{-T}\bar{B}_r^T = 0, \quad (14)$$

$$\bar{A}_r\hat{P}_{22} + \hat{P}_{22}\bar{A}_r^T + \bar{B}_r\bar{B}_r^T = 0, \quad (15)$$

$$\bar{A}_r\hat{P}_{23} + \hat{P}_{23}(\bar{A}_r - \bar{B}_r D^{-1}\bar{C}_r)^T - P_{12}^T C^T D^{-T}\bar{B}_r^T + P_{22}\bar{C}_r^T D^{-T}\bar{B}_r^T = 0, \quad (16)$$

$$(\bar{A}_r - \bar{B}_r D^{-1}\bar{C}_r)\hat{P}_{33} + \hat{P}_{33}(\bar{A}_r - \bar{B}_r D^{-1}\bar{C}_r)^T - \bar{B}_r D^{-1}C\hat{P}_{13} \\ + \bar{B}_r D^{-1}\bar{C}_r\hat{P}_{23} - \hat{P}_{13}^T C^T D^{-T}\bar{B}_r^T + \hat{P}_{23}^T \bar{C}_r^T D^{-T}\bar{B}_r^T = 0. \quad (17)$$

Let $Q_{mul} = \begin{bmatrix} \hat{Q}_{11} & \hat{Q}_{12} & \hat{Q}_{13} \\ \hat{Q}_{12}^T & \hat{Q}_{22} & \hat{Q}_{23} \\ \hat{Q}_{13}^T & \hat{Q}_{23}^T & \hat{Q}_{33} \end{bmatrix}$ be the observability gramian of the pair (A_{mul}, C_{mul}) , which solves the following Lyapunov equation

$$A_{mul}^T Q_{mul} + Q_{mul}A_{mul} + C_{mul}^T C_{mul} = 0$$

wherein

$$A^T \hat{Q}_{11} + \hat{Q}_{11} A - C^T D^{-T} \bar{B}_r^T \hat{Q}_{13}^T - \hat{Q}_{13} \bar{B}_r D^{-1} C + C^T D^{-T} D^{-1} C = 0, \quad (18)$$

$$A^T \hat{Q}_{12} + \hat{Q}_{12} \bar{A}_r - C^T D^{-T} \bar{B}_r^T \hat{Q}_{23} + \hat{Q}_{13} \bar{B}_r D^{-1} \bar{C}_r - C^T D^{-T} D^{-1} \bar{C}_r = 0, \quad (19)$$

$$A^T \hat{Q}_{13} + \hat{Q}_{13} (\bar{A}_r - \bar{B}_r D^{-1} \bar{C}_r) - C^T D^{-T} \bar{B}_r^T \hat{Q}_{33} + C^T D^{-T} D^{-1} \bar{C}_r = 0, \quad (20)$$

$$\bar{A}_r^T \hat{Q}_{22} + \hat{Q}_{22} \bar{A}_r + \bar{C}_r^T D^{-T} \bar{B}_r^T \hat{Q}_{23} + \hat{Q}_{23} \bar{B}_r D^{-1} \bar{C}_r + \bar{C}_r^T D^{-T} D^{-1} \bar{C}_r = 0, \quad (21)$$

$$\bar{A}_r^T \hat{Q}_{23} + \hat{Q}_{23} (\bar{A}_r - \bar{B}_r D^{-1} \bar{C}_r) + \bar{C}_r^T D^{-T} \bar{B}_r^T \hat{Q}_{33} - \bar{C}_r^T D^{-T} D^{-1} \bar{C}_r = 0, \quad (22)$$

$$(\bar{A}_r - \bar{B}_r D^{-1} \bar{C}_r)^T \hat{Q}_{33} + \hat{Q}_{33} (\bar{A}_r - \bar{B}_r D^{-1} \bar{C}_r) + \bar{C}_r^T D^{-T} D^{-1} \bar{C}_r = 0. \quad (23)$$

Proposition 4.1. $\hat{Q}_{12} = -\hat{Q}_{13}$ and $\hat{Q}_{22} = -\hat{Q}_{23} = \hat{Q}_{33}$.

Proof. By adding equations (22) and (23), we get

$$(\bar{A}_r - \bar{B}_r D^{-1} \bar{C}_r)^T (\hat{Q}_{23} + \hat{Q}_{33}) + (\hat{Q}_{23} + \hat{Q}_{33}) (\bar{A}_r - \bar{B}_r D^{-1} \bar{C}_r) = 0.$$

Thus $\hat{Q}_{23} + \hat{Q}_{33} = 0$ and $\hat{Q}_{33} = -\hat{Q}_{23}$. Similarly, by subtracting equation (21) from (23), we get

$$(\bar{A}_r - \bar{B}_r D^{-1} \bar{C}_r)^T (\hat{Q}_{33} - \hat{Q}_{22}) + (\hat{Q}_{33} - \hat{Q}_{22}) (\bar{A}_r - \bar{B}_r D^{-1} \bar{C}_r) = 0.$$

Thus $\hat{Q}_{33} - \hat{Q}_{22} = 0$ and $\hat{Q}_{33} = \hat{Q}_{22}$. Finally, by adding equation (19) and (20), we get

$$\bar{A}^T (\hat{Q}_{12} + \hat{Q}_{13}) + (\hat{Q}_{12} + \hat{Q}_{13}) \bar{A}_r = 0.$$

Thus $\hat{Q}_{12} + \hat{Q}_{13} = 0$ and $\hat{Q}_{12} = -\hat{Q}_{13}$. □

From the definition of \mathcal{H}_2 norm, $\|\Delta_{mul}(s)\|_{\mathcal{H}_2}$ is given as

$$\begin{aligned}
\|\Delta_{mul}(s)\|_{\mathcal{H}_2} &= \sqrt{\frac{1}{2\pi} \int_{-\infty}^{\infty} \text{trace}(\Delta_{mul}^*(j\omega)\Delta_{mul}(j\omega)) d\omega} \\
&= \sqrt{\frac{1}{2\pi} \int_{-\infty}^{\infty} \text{trace}(\Delta_{add}^*(j\omega)\bar{H}_r^{-*}(j\omega)\bar{H}_r^{-1}(j\omega)\Delta_{add}(j\omega)) d\omega} \\
&= \sqrt{\text{trace}(C_{mul}P_{mul}C_{mul}^T)} \\
&= (\text{trace}(D^{-1}CP_{11}C^TD^{-T} - 2D^{-1}CP_{12}\bar{C}_r^TD^{-T} \\
&\quad + 2D^{-1}C\hat{P}_{13}\bar{C}_r^TD^{-T} + D^{-1}\bar{C}_r\hat{P}_{22}\bar{C}_r^TD^{-T} \\
&\quad - 2D^{-1}\bar{C}_r\hat{P}_{23}\bar{C}_r^TD^{-T} + D^{-1}\bar{C}_r\hat{P}_{33}\bar{C}_r^TD^{-T}))^{\frac{1}{2}} \\
&= \sqrt{\text{trace}(B_{mul}^TQ_{mul}B_{mul})} \\
&= (\text{trace}(B^T\hat{Q}_{11}B + 2B^T\hat{Q}_{12}\bar{B}_r + \bar{B}_r^T\hat{Q}_{22}\bar{B}_r))^{\frac{1}{2}}.
\end{aligned}$$

4.2. Necessary Conditions for the Local Optimum of $\|\Delta_{mul}(s)\|_{\mathcal{H}_2}^2$

In this subsection, the necessary conditions for local optimum $\|\Delta_{mul}(s)\|_{\mathcal{H}_2}^2$ are stated in terms of the state-space realization and the \mathcal{H}_2 norm expression derived in the previous subsection. The following three properties of trace [34] are used in the derivation of the necessary conditions:

1. Additive property, i.e., $\text{trace}(R+S+T) = \text{trace}(R) + \text{trace}(S) + \text{trace}(T)$.
2. Transpose property, i.e., $\text{trace}(R) = \text{trace}(R^T)$.
3. Cyclic permutation property, i.e., $\text{trace}(RST) = \text{trace}(TRS) = \text{trace}(STR)$.

Lemma 4.2. *Let P and Q satisfy the following Sylvester equations*

$$\begin{aligned}
\hat{A}P + P\hat{B} + \hat{C} &= 0, \\
\hat{B}Q + Q\hat{A} + \hat{D} &= 0.
\end{aligned}$$

Then $\text{trace}(\hat{C}Q) = \text{trace}(\hat{D}P)$.

Proof. See the proof of Lemma 4.1 in [33]. □

Theorem 4.3. *The state-space realization of the local optimum of the $\|\Delta_{mul}(s)\|_{\mathcal{H}_2}^2$ satisfies the following conditions*

$$\hat{Q}_{12}^T P_{12} + \hat{Q}_{22} \hat{P}_{22} + \bar{X} = 0, \quad (24)$$

$$\hat{Q}_{12}^T B + \hat{Q}_{22} \bar{B}_r + \bar{Y} = 0, \quad (25)$$

$$-(D^T D)^{-1} C P_{12} + (D^T D)^{-1} \bar{C}_r \hat{P}_{22} + \bar{Z} = 0 \quad (26)$$

wherein

$$\begin{aligned} \bar{X} &= \hat{Q}_{13}^T \hat{P}_{13} + \hat{Q}_{23} \hat{P}_{23}^T + \hat{Q}_{23} \hat{P}_{23} + \hat{Q}_{33} \hat{P}_{33}, \\ \bar{Y} &= (-\hat{Q}_{13}^T P_{11} C^T + \hat{Q}_{13}^T P_{12} \bar{C}_r^T - \hat{Q}_{23} P_{12}^T C^T \\ &\quad + \hat{Q}_{23} \hat{P}_{22} \bar{C}_r^T - \hat{Q}_{13}^T \hat{P}_{13} \bar{C}_r^T - \hat{Q}_{33} \hat{P}_{13}^T C^T \\ &\quad - \hat{Q}_{23} \hat{P}_{23} \bar{C}_r^T + \hat{Q}_{33} \hat{P}_{23}^T \bar{C}_r^T - \hat{Q}_{33} \hat{P}_{33} \bar{C}_r^T) D^{-T}, \\ \bar{Z} &= D^{-T} (D^{-1} C \hat{P}_{13} - D^{-1} \bar{C}_r \hat{P}_{23} - D^{-1} \bar{C}_r \hat{P}_{23}^T + D^{-1} \bar{C}_r \hat{P}_{33} \\ &\quad + \bar{B}_r^T \hat{Q}_{13}^T \hat{P}_{13} + \bar{B}_r^T \hat{Q}_{13}^T P_{12} + \bar{B}_r^T \hat{Q}_{23} \hat{P}_{23} \\ &\quad + \bar{B}_r^T \hat{Q}_{23} \hat{P}_{22} + \bar{B}_r^T \hat{Q}_{33} \hat{P}_{33} + \bar{B}_r^T \hat{Q}_{33} \hat{P}_{23}^T). \end{aligned}$$

Proof. Let us define the cost function \hat{J} as $\hat{J} = \|\Delta_{mul}\|_{\mathcal{H}_2}^2$ and denote the first-order derivative of \hat{Q}_{11} , \hat{Q}_{12} , \hat{Q}_{13} , \hat{Q}_{22} , \hat{Q}_{23} , \hat{Q}_{33} , and \hat{J} with respect to \bar{A}_r as $\Delta_{\hat{Q}_{11}}^{\bar{A}_r}$, $\Delta_{\hat{Q}_{12}}^{\bar{A}_r}$, $\Delta_{\hat{Q}_{13}}^{\bar{A}_r}$, $\Delta_{\hat{Q}_{22}}^{\bar{A}_r}$, $\Delta_{\hat{Q}_{23}}^{\bar{A}_r}$, $\Delta_{\hat{Q}_{33}}^{\bar{A}_r}$, and $\Delta_{\hat{J}}^{\bar{A}_r}$, respectively. Further, let us denote the differential of \bar{A}_r as $\Delta_{\bar{A}_r}$. By differentiating the equations (18)-(23) with respect to \bar{A}_r , we get

$$A^T \Delta_{\hat{Q}_{11}}^{\bar{A}_r} + \Delta_{\hat{Q}_{11}}^{\bar{A}_r} A + \hat{S}_1 = 0, \quad (27)$$

$$A^T \Delta_{\hat{Q}_{12}}^{\bar{A}_r} + \Delta_{\hat{Q}_{12}}^{\bar{A}_r} \bar{A}_r + \hat{S}_2 = 0, \quad (28)$$

$$A^T \Delta_{\hat{Q}_{13}}^{\bar{A}_r} + \Delta_{\hat{Q}_{13}}^{\bar{A}_r} (\bar{A}_r - \bar{B}_r D^{-1} \bar{C}_r) + \hat{S}_3 = 0, \quad (29)$$

$$\bar{A}_r^T \Delta_{\hat{Q}_{22}}^{\bar{A}_r} + \Delta_{\hat{Q}_{22}}^{\bar{A}_r} \bar{A}_r + \hat{S}_4 = 0, \quad (30)$$

$$\bar{A}_r^T \Delta_{\hat{Q}_{23}}^{\bar{A}_r} + \Delta_{\hat{Q}_{23}}^{\bar{A}_r} (\bar{A}_r - \bar{B}_r D^{-1} \bar{C}_r) + \hat{S}_5 = 0, \quad (31)$$

$$(\bar{A}_r - \bar{B}_r D^{-1} \bar{C}_r)^T \Delta_{\hat{Q}_{33}}^{\bar{A}_r} + \Delta_{\hat{Q}_{33}}^{\bar{A}_r} (\bar{A}_r - \bar{B}_r D^{-1} \bar{C}_r) + \hat{S}_6 = 0 \quad (32)$$

wherein

$$\begin{aligned}
\hat{S}_1 &= -C^T D^{-T} \bar{B}_r^T (\Delta_{\hat{Q}_{13}}^{\bar{A}_r})^T - \Delta_{\hat{Q}_{13}}^{\bar{A}_r} \bar{B}_r D^{-1} C, \\
\hat{S}_2 &= -C^T D^{-T} \bar{B}_r^T \Delta_{\hat{Q}_{23}}^{\bar{A}_r} + \Delta_{\hat{Q}_{13}}^{\bar{A}_r} \bar{B}_r D^{-1} \bar{C}_r + \hat{Q}_{12} \Delta_{\bar{A}_r}, \\
\hat{S}_3 &= \hat{Q}_{13} \Delta_{\bar{A}_r} - C^T D^{-T} \bar{B}_r^T \Delta_{\hat{Q}_{33}}^{\bar{A}_r}, \\
\hat{S}_4 &= (\Delta_{\bar{A}_r})^T \hat{Q}_{22} + \hat{Q}_{22} \Delta_{\bar{A}_r} + \bar{C}_r^T D^{-T} \bar{B}_r^T \Delta_{\hat{Q}_{23}}^{\bar{A}_r} + \Delta_{\hat{Q}_{23}}^{\bar{A}_r} \bar{B}_r D^{-1} \bar{C}_r, \\
\hat{S}_5 &= (\Delta_{\bar{A}_r})^T \hat{Q}_{23} + \hat{Q}_{23} \Delta_{\bar{A}_r} + \bar{C}_r^T D^{-T} \bar{B}_r^T \Delta_{\hat{Q}_{33}}^{\bar{A}_r}, \\
\hat{S}_6 &= (\Delta_{\bar{A}_r})^T \hat{Q}_{33} + \hat{Q}_{33} \Delta_{\bar{A}_r}.
\end{aligned}$$

By differentiating \hat{J} with respect to \bar{A}_r , we get

$$\begin{aligned}
\Delta_{\hat{J}}^{\bar{A}_r} &= \text{trace}(B^T \Delta_{\hat{Q}_{11}}^{\bar{A}_r} B + 2B^T \Delta_{\hat{Q}_{12}}^{\bar{A}_r} \bar{B}_r + \bar{B}_r^T \Delta_{\hat{Q}_{22}}^{\bar{A}_r} \bar{B}_r) \\
&= \text{trace}(BB^T \Delta_{\hat{Q}_{11}}^{\bar{A}_r} + 2B \bar{B}_r^T (\Delta_{\hat{Q}_{12}}^{\bar{A}_r})^T + \bar{B}_r \bar{B}_r^T \Delta_{\hat{Q}_{22}}^{\bar{A}_r})
\end{aligned}$$

By applying Lemma 4.2 on the equations (27) and (4), (28) and (5), and (30) and (15), we get

$$\begin{aligned}
\text{trace}(BB^T \Delta_{\hat{Q}_{11}}^{\bar{A}_r}) &= \text{trace}(\hat{S}_1 P_{11}), \\
\text{trace}(B \bar{B}_r^T (\Delta_{\hat{Q}_{12}}^{\bar{A}_r})^T) &= \text{trace}(\hat{S}_2^T P_{12}), \\
\text{trace}(\bar{B}_r \bar{B}_r^T \Delta_{\hat{Q}_{22}}^{\bar{A}_r}) &= \text{trace}(\hat{S}_4 \hat{P}_{22}).
\end{aligned}$$

Thus

$$\begin{aligned}
\Delta_{\hat{J}}^{\bar{A}_r} &= \text{trace} \left(-C^T D^{-T} \bar{B}_r^T (\Delta_{\hat{Q}_{13}}^{\bar{A}_r})^T P_{11} - (\Delta_{\hat{Q}_{13}}^{\bar{A}_r})^T \bar{B}_r D^{-1} C P_{11} \right. \\
&\quad - 2\Delta_{\hat{Q}_{23}}^{\bar{A}_r} \bar{B}_r D^{-1} C P_{12} + 2\bar{C}_r^T D^{-T} \bar{B}_r^T (\Delta_{\hat{Q}_{13}}^{\bar{A}_r})^T P_{12} \\
&\quad + 2(\Delta_{\bar{A}_r})^T \hat{Q}_{12}^T P_{12} + (\Delta_{\bar{A}_r})^T \hat{Q}_{22} \hat{P}_{22} + \hat{Q}_{22} \Delta_{\bar{A}_r} \hat{P}_{22} \\
&\quad \left. + \bar{C}_r^T D^{-T} \bar{B}_r^T \Delta_{\hat{Q}_{23}}^{\bar{A}_r} \hat{P}_{22} + \Delta_{\hat{Q}_{23}}^{\bar{A}_r} \bar{B}_r D^{-1} \bar{C}_r \hat{P}_{22} \right) \\
&= 2\text{trace} \left(\hat{Q}_{12}^T P_{12} (\Delta_{\bar{A}_r})^T + \hat{Q}_{22} \hat{P}_{22} (\Delta_{\bar{A}_r})^T + P_{12} \bar{C}_r^T D^{-T} \bar{B}_r^T (\Delta_{\hat{Q}_{13}}^{\bar{A}_r})^T \right. \\
&\quad - P_{11} C^T D^{-T} \bar{B}_r^T (\Delta_{\hat{Q}_{13}}^{\bar{A}_r})^T - P_{12}^T C^T D^{-T} \bar{B}_r^T \Delta_{\hat{Q}_{23}}^{\bar{A}_r} \\
&\quad \left. + \hat{P}_{22} \bar{C}_r^T D^{-T} \bar{B}_r^T \Delta_{\hat{Q}_{23}}^{\bar{A}_r} \right).
\end{aligned}$$

By applying Lemma 4.2 on the equations (29) and (14), and (31) and (16), we get

$$\begin{aligned} \text{trace}(\hat{S}_3^T \hat{P}_{13}) &= \text{trace}(-P_{11} C^T D^{-T} \bar{B}_r^T (\Delta_{\hat{Q}_{13}}^{\bar{A}_r})^T + P_{12} \bar{C}_r^T D^{-T} \bar{B}_r^T (\Delta_{\hat{Q}_{13}}^{\bar{A}_r})^T) \\ \text{trace}(\hat{S}_5^T \hat{P}_{23}) &= \text{trace}(-P_{12}^T C^T D^{-T} \bar{B}_r^T \Delta_{\hat{Q}_{23}}^{\bar{A}_r} + \hat{P}_{22} \bar{C}_r^T D^{-T} \bar{B}_r^T \Delta_{\hat{Q}_{23}}^{\bar{A}_r}). \end{aligned}$$

Thus

$$\begin{aligned} \Delta_{\hat{J}}^{\bar{A}_r} &= 2\text{trace}\left(\hat{Q}_{12}^T P_{12} (\Delta_{\bar{A}_r})^T + \hat{Q}_{22} \hat{P}_{22} (\Delta_{\bar{A}_r})^T + \hat{Q}_{13}^T \hat{P}_{13} (\Delta_{\bar{A}_r})^T \right. \\ &\quad \left. + \hat{Q}_{23} \hat{P}_{23}^T (\Delta_{\bar{A}_r})^T + \hat{Q}_{23} \hat{P}_{23} (\Delta_{\bar{A}_r})^T \right. \\ &\quad \left. - \bar{B}_r D^{-1} C \hat{P}_{13} \Delta_{\hat{Q}_{33}}^{\bar{A}_r} + \bar{B}_r D^{-1} \bar{C}_r \hat{P}_{23} \Delta_{\hat{Q}_{33}}^{\bar{A}_r}\right). \end{aligned}$$

By applying Lemma 4.2 on the equations (32) and (17), we get

$$\text{trace}(\hat{S}_6 \hat{P}_{33}) = 2\text{trace}(-\bar{B}_r D^{-1} C \hat{P}_{13} \Delta_{\hat{Q}_{33}}^{\bar{A}_r} + \bar{B}_r D^{-1} \bar{C}_r \hat{P}_{23} \Delta_{\hat{Q}_{33}}^{\bar{A}_r}).$$

Thus

$$\begin{aligned} \Delta_{\hat{J}}^{\bar{A}_r} &= 2\text{trace}\left(\hat{Q}_{12}^T P_{12} (\Delta_{\bar{A}_r})^T + \hat{Q}_{22} \hat{P}_{22} (\Delta_{\bar{A}_r})^T + \hat{Q}_{13}^T \hat{P}_{13} (\Delta_{\bar{A}_r})^T \right. \\ &\quad \left. + \hat{Q}_{23} \hat{P}_{23}^T (\Delta_{\bar{A}_r})^T + \hat{Q}_{23} \hat{P}_{23} (\Delta_{\bar{A}_r})^T + \hat{Q}_{33} \hat{P}_{33} (\Delta_{\bar{A}_r})^T\right) \\ &= 2\text{trace}\left((\hat{Q}_{12}^T P_{12} + \hat{Q}_{22} \hat{P}_{22} + \hat{Q}_{13}^T \hat{P}_{13} + \hat{Q}_{23} \hat{P}_{23}^T + \hat{Q}_{23} \hat{P}_{23} + \hat{Q}_{33} \hat{P}_{33}) (\Delta_{\bar{A}_r})^T\right) \end{aligned}$$

and

$$\frac{\partial}{\partial \bar{A}_r} \|\Delta_{mul}(s)\|_{\mathcal{H}_2}^2 = 2(\hat{Q}_{12}^T P_{12} + \hat{Q}_{22} \hat{P}_{22} + \hat{Q}_{13}^T \hat{P}_{13} + \hat{Q}_{23} \hat{P}_{23}^T + \hat{Q}_{23} \hat{P}_{23} + \hat{Q}_{33} \hat{P}_{33}).$$

Hence,

$$\hat{Q}_{12}^T P_{12} + \hat{Q}_{22} \hat{P}_{22} + \bar{X} = 0$$

is a necessary condition for the local optimum of $\|\Delta_{mul}(s)\|_{\mathcal{H}_2}^2$.

Let us denote the first-order derivative of \hat{Q}_{11} , \hat{Q}_{12} , \hat{Q}_{13} , \hat{Q}_{22} , \hat{Q}_{23} , \hat{Q}_{33} , and \hat{J} with respect to \bar{B}_r as $\Delta_{\hat{Q}_{11}}^{\bar{B}_r}$, $\Delta_{\hat{Q}_{12}}^{\bar{B}_r}$, $\Delta_{\hat{Q}_{13}}^{\bar{B}_r}$, $\Delta_{\hat{Q}_{22}}^{\bar{B}_r}$, $\Delta_{\hat{Q}_{23}}^{\bar{B}_r}$, $\Delta_{\hat{Q}_{33}}^{\bar{B}_r}$, and $\Delta_{\hat{J}}^{\bar{B}_r}$, respectively. Further, let us denote the differential of \bar{B}_r as $\Delta_{\bar{B}_r}$. By differentiating

the equations (18)-(23) with respect to \bar{B}_r , we get

$$A^T \Delta_{\hat{Q}_{11}}^{\bar{B}_r} + \Delta_{\hat{Q}_{11}}^{\bar{B}_r} A + \hat{R}_1 = 0, \quad (33)$$

$$A^T \Delta_{\hat{Q}_{12}}^{\bar{B}_r} + \Delta_{\hat{Q}_{12}}^{\bar{B}_r} \bar{A}_r + \hat{R}_2 = 0, \quad (34)$$

$$A^T \Delta_{\hat{Q}_{13}}^{\bar{B}_r} + \Delta_{\hat{Q}_{13}}^{\bar{B}_r} (\bar{A}_r - \bar{B}_r D^{-1} \bar{C}_r) + \hat{R}_3 = 0, \quad (35)$$

$$\bar{A}_r^T \Delta_{\hat{Q}_{22}}^{\bar{B}_r} + \Delta_{\hat{Q}_{22}}^{\bar{B}_r} \bar{A}_r + \hat{R}_4 = 0, \quad (36)$$

$$\bar{A}_r^T \Delta_{\hat{Q}_{23}}^{\bar{B}_r} + \Delta_{\hat{Q}_{23}}^{\bar{B}_r} (\bar{A}_r - \bar{B}_r D^{-1} \bar{C}_r) + \hat{R}_5 = 0, \quad (37)$$

$$(\bar{A}_r - \bar{B}_r D^{-1} \bar{C}_r)^T \Delta_{\hat{Q}_{33}}^{\bar{B}_r} + \Delta_{\hat{Q}_{33}}^{\bar{B}_r} (\bar{A}_r - \bar{B}_r D^{-1} \bar{C}_r) + \hat{R}_6 = 0 \quad (38)$$

wherein

$$\begin{aligned} \hat{R}_1 &= -C^T D^{-T} (\Delta_{\bar{B}_r})^T \hat{Q}_{13}^T - \hat{Q}_{13} \Delta_{\bar{B}_r} D^{-1} C - C^T D^{-T} \bar{B}_r^T (\Delta_{\hat{Q}_{13}}^{\bar{B}_r})^T - \Delta_{\hat{Q}_{13}}^{\bar{B}_r} \bar{B}_r D^{-1} C, \\ \hat{R}_2 &= -C^T D^{-T} (\Delta_{\bar{B}_r})^T \hat{Q}_{23} + \hat{Q}_{13} \Delta_{\bar{B}_r} D^{-1} \bar{C}_r - C^T D^{-T} \bar{B}_r^T \Delta_{\hat{Q}_{23}}^{\bar{B}_r} + \Delta_{\hat{Q}_{13}}^{\bar{B}_r} \bar{B}_r D^{-1} \bar{C}_r, \\ \hat{R}_3 &= -\hat{Q}_{13} \Delta_{\bar{B}_r} D^{-1} \bar{C}_r - C^T D^{-T} (\Delta_{\bar{B}_r})^T \hat{Q}_{33} - C^T D^{-T} \bar{B}_r^T \Delta_{\hat{Q}_{33}}^{\bar{B}_r}, \\ \hat{R}_4 &= \bar{C}_r^T D^{-T} (\Delta_{\bar{B}_r})^T \hat{Q}_{23} + \bar{C}_r^T D^{-T} \bar{B}_r^T \Delta_{\hat{Q}_{23}}^{\bar{B}_r} + \Delta_{\hat{Q}_{23}}^{\bar{B}_r} \bar{B}_r D^{-1} \bar{C}_r + \hat{Q}_{23} \Delta_{\bar{B}_r} D^{-1} \bar{C}_r, \\ \hat{R}_5 &= -\hat{Q}_{23} \Delta_{\bar{B}_r} D^{-1} \bar{C}_r + \bar{C}_r^T D^{-T} (\Delta_{\bar{B}_r})^T \hat{Q}_{33} + \bar{C}_r^T D^{-T} \bar{B}_r^T \Delta_{\hat{Q}_{33}}^{\bar{B}_r}, \\ \hat{R}_6 &= -\bar{C}_r^T D^{-T} (\Delta_{\bar{B}_r})^T \hat{Q}_{33} - \hat{Q}_{33} \Delta_{\bar{B}_r} D^{-1} \bar{C}_r. \end{aligned}$$

By differentiating \hat{J} with respect to \bar{B}_r , we get

$$\begin{aligned} \Delta_j^{\bar{B}_r} &= \text{trace}(B^T \Delta_{\hat{Q}_{11}}^{\bar{B}_r} B + 2B^T \hat{Q}_{12} \Delta_{\bar{B}_r} + 2B^T \Delta_{\hat{Q}_{12}}^{\bar{B}_r} \bar{B}_r + 2\bar{B}_r^T \hat{Q}_{22} \Delta_{\bar{B}_r} + \bar{B}_r^T \Delta_{\hat{Q}_{22}}^{\bar{B}_r} \bar{B}_r) \\ &= \text{trace}(BB^T \Delta_{\hat{Q}_{11}}^{\bar{B}_r} + 2\hat{Q}_{12}^T B (\Delta_{\bar{B}_r})^T + 2B \bar{B}_r^T (\Delta_{\hat{Q}_{12}}^{\bar{B}_r})^T \\ &\quad + 2\hat{Q}_{22} \bar{B}_r (\Delta_{\bar{B}_r})^T + \bar{B}_r \bar{B}_r^T \Delta_{\hat{Q}_{22}}^{\bar{B}_r}) \end{aligned}$$

By applying Lemma (4.2) on the equations (33) and (4), (34) and (5), and (36) and (15), we get

$$\begin{aligned} \text{trace}(BB^T \Delta_{\hat{Q}_{11}}^{\bar{B}_r}) &= \text{trace}(\hat{R}_1 P_{11}), \\ \text{trace}(B \bar{B}_r^T (\Delta_{\hat{Q}_{12}}^{\bar{B}_r})^T) &= \text{trace}(\hat{R}_2^T P_{12}), \\ \text{trace}(\bar{B}_r \bar{B}_r^T \Delta_{\hat{Q}_{22}}^{\bar{B}_r}) &= \text{trace}(\hat{R}_4 \hat{P}_{22}). \end{aligned}$$

Thus

$$\begin{aligned}\Delta_{\hat{j}}^{\bar{B}_r} = & \text{trace} \left(2\hat{Q}_{12}^T B(\Delta_{\bar{B}_r})^T + 2\hat{Q}_{22} \bar{B}_r(\Delta_{\bar{B}_r})^T - 2\hat{Q}_{13}^T P_{11} C^T D^{-T} (\Delta_{\bar{B}_r})^T \right. \\ & + 2\hat{Q}_{13}^T P_{12} \bar{C}_r^T D^{-T} (\Delta_{\bar{B}_r})^T - 2\hat{Q}_{23} P_{12}^T C^T D^{-T} (\Delta_{\bar{B}_r})^T \\ & + 2\hat{Q}_{23} \hat{P}_{22} \bar{C}_r^T D^{-T} (\Delta_{\bar{B}_r})^T - 2P_{11} C^T D^{-T} \bar{B}_r^T (\Delta_{\hat{Q}_{13}}^{\bar{B}_r})^T \\ & + 2P_{12} \bar{C}_r^T D^{-T} \bar{B}_r^T (\Delta_{\hat{Q}_{13}}^{\bar{B}_r})^T - 2P_{12}^T C^T D^{-T} \bar{B}_r^T (\Delta_{\hat{Q}_{23}}^{\bar{B}_r})^T \\ & \left. + 2\hat{P}_{22} \bar{C}_r^T D^{-T} \bar{B}_r^T \Delta_{\hat{Q}_{23}}^{\bar{B}_r} \right).\end{aligned}$$

By applying Lemma (4.2) on the equations (35) and (14), and (37) and (16), we get

$$\begin{aligned}\text{trace}(-P_{11} C^T D^{-T} \bar{B}_r^T (\Delta_{\hat{Q}_{13}}^{\bar{B}_r})^T + P_{12} \bar{C}_r^T D^{-T} \bar{B}_r^T (\Delta_{\hat{Q}_{13}}^{\bar{B}_r})^T) &= \text{trace}(\hat{R}_3^T \hat{P}_{13}), \\ \text{trace}(-P_{12}^T C^T D^{-T} \bar{B}_r^T \Delta_{\hat{Q}_{23}}^{\bar{B}_r} + \hat{P}_{22} \bar{C}_r^T D^{-T} \bar{B}_r^T \Delta_{\hat{Q}_{23}}^{\bar{B}_r}) &= \text{trace}(\hat{R}_5^T \hat{P}_{23}).\end{aligned}$$

Thus

$$\begin{aligned}\Delta_{\hat{j}}^{\bar{B}_r} = & \text{trace} \left(2\hat{Q}_{12}^T B(\Delta_{\bar{B}_r})^T + 2\hat{Q}_{22} \bar{B}_r(\Delta_{\bar{B}_r})^T - 2\hat{Q}_{13}^T P_{11} C^T D^{-T} (\Delta_{\bar{B}_r})^T \right. \\ & + 2\hat{Q}_{13}^T P_{12} \bar{C}_r^T D^{-T} (\Delta_{\bar{B}_r})^T - 2\hat{Q}_{23} P_{12}^T C^T D^{-T} (\Delta_{\bar{B}_r})^T \\ & + 2\hat{Q}_{23} \hat{P}_{22} \bar{C}_r^T D^{-T} (\Delta_{\bar{B}_r})^T - 2\hat{Q}_{13}^T \hat{P}_{13} \bar{C}_r^T D^{-T} (\Delta_{\bar{B}_r})^T \\ & - 2\hat{Q}_{33} \hat{P}_{13}^T C^T D^{-T} (\Delta_{\bar{B}_r})^T - 2\hat{Q}_{23} \hat{P}_{23} \bar{C}_r^T D^{-T} (\Delta_{\bar{B}_r})^T \\ & + 2\hat{Q}_{33} \hat{P}_{23}^T \bar{C}_r^T D^{-T} (\Delta_{\bar{B}_r})^T - 2\bar{B}_r D^{-1} C \hat{P}_{13} \Delta_{\hat{Q}_{33}}^{\bar{B}_r} \\ & \left. + 2\bar{B}_r D^{-1} \bar{C}_r \hat{P}_{23} \Delta_{\hat{Q}_{33}}^{\bar{B}_r} \right).\end{aligned}$$

By applying Lemma 4.2 on the equations (38) and (17), we get

$$\text{trace}(-2\bar{B}_r D^{-1} C \hat{P}_{13} \Delta_{\hat{Q}_{33}}^{\bar{B}_r} + 2\bar{B}_r D^{-1} \bar{C}_r \hat{P}_{23} \Delta_{\hat{Q}_{33}}^{\bar{B}_r}) = \text{trace}(\hat{R}_6 \hat{P}_{33}).$$

Thus

$$\begin{aligned}\Delta_{\hat{j}}^{\bar{B}_r} = & \text{trace} \left(2\hat{Q}_{12}^T B + 2\hat{Q}_{22} \bar{B}_r + (-2\hat{Q}_{13}^T P_{11} C^T + 2\hat{Q}_{13}^T P_{12} \bar{C}_r^T - 2\hat{Q}_{23} P_{12}^T C^T \right. \\ & + 2\hat{Q}_{23} \hat{P}_{22} \bar{C}_r^T - 2\hat{Q}_{13}^T \hat{P}_{13} \bar{C}_r^T - 2\hat{Q}_{33} \hat{P}_{13}^T C^T - 2\hat{Q}_{23} \hat{P}_{23} \bar{C}_r^T \\ & \left. + 2\hat{Q}_{33} \hat{P}_{23}^T \bar{C}_r^T - 2\hat{Q}_{33} \hat{P}_{33} \bar{C}_r^T) D^{-T} (\Delta_{\bar{B}_r})^T \right)\end{aligned}$$

and

$$\frac{\partial}{\partial \bar{B}_r} \|\Delta_{mul}(s)\|_{\mathcal{H}_2}^2 = 2(\hat{Q}_{12}^T B + \hat{Q}_{22} \bar{B}_r + \bar{Y}).$$

Hence,

$$\hat{Q}_{12}^T B + \hat{Q}_{22} \bar{B}_r + \bar{Y} = 0$$

is a necessary condition of for the local optimum of $\|\Delta_{mul}\|_{\mathcal{H}_2}^2$.

Let us denote the first-order derivative of \hat{J} , \hat{P}_{13} , \hat{P}_{23} , and \hat{P}_{33} with respect to \bar{C}_r as $\Delta_{\hat{J}}^{\bar{C}_r}$, $\Delta_{\hat{P}_{13}}^{\bar{C}_r}$, $\Delta_{\hat{P}_{23}}^{\bar{C}_r}$, and $\Delta_{\hat{P}_{33}}^{\bar{C}_r}$, respectively. Further, let us denote the differential of \bar{C}_r as $\Delta_{\bar{C}_r}$. By taking differentiation of the equations (14)-(17) with respect to \bar{C}_r , we get

$$A \Delta_{\hat{P}_{13}}^{\bar{C}_r} + \Delta_{\hat{P}_{13}}^{\bar{C}_r} (\bar{A}_r - \bar{B}_r D^{-1} \bar{C}_r)^T + \hat{T}_1 = 0, \quad (39)$$

$$\bar{A}_r \Delta_{\hat{P}_{23}}^{\bar{C}_r} + \Delta_{\hat{P}_{23}}^{\bar{C}_r} (\bar{A}_r - \bar{B}_r D^{-1} \bar{C}_r)^T + \hat{T}_2 = 0, \quad (40)$$

$$(\bar{A}_r - \bar{B}_r D^{-1} \bar{C}_r) \Delta_{\hat{P}_{33}}^{\bar{C}_r} + \Delta_{\hat{P}_{33}}^{\bar{C}_r} (\bar{A}_r - \bar{B}_r D^{-1} \bar{C}_r)^T + \hat{T}_3 = 0. \quad (41)$$

wherein

$$\begin{aligned} \hat{T}_1 &= -\hat{P}_{13}(\Delta_{\bar{C}_r})^T D^{-T} \bar{B}_r^T + P_{12}(\Delta_{\bar{C}_r})^T D^{-T} \bar{B}_r^T, \\ \hat{T}_2 &= \hat{P}_{23}(\Delta_{\bar{C}_r})^T D^{-T} \bar{B}_r^T + \hat{P}_{22}(\Delta_{\bar{C}_r})^T D^{-T} \bar{B}_r^T, \\ \hat{T}_3 &= -\bar{B}_r D^{-1} \Delta_{\bar{C}_r} \hat{P}_{33} - \hat{P}_{33}(\Delta_{\bar{C}_r})^T D^{-T} \bar{B}_r^T - \bar{B}_r D^{-1} C \Delta_{\hat{P}_{13}}^{\bar{C}_r} \\ &\quad + \bar{B}_r D^{-1} \Delta_{\bar{C}_r} \hat{P}_{23} + \bar{B}_r D^{-1} \bar{C}_r \Delta_{\hat{P}_{23}}^{\bar{C}_r} - (\Delta_{\hat{P}_{13}}^{\bar{C}_r})^T C^T D^{-T} \bar{B}_r^T \\ &\quad + \hat{P}_{23}^T (\Delta_{\bar{C}_r})^T D^{-T} \bar{B}_r^T + (\Delta_{\hat{P}_{23}}^{\bar{C}_r})^T \bar{C}_r^T D^{-T} \bar{B}_r^T. \end{aligned}$$

By taking differentiation of \hat{J} with respect to \bar{C}_r , we get

$$\begin{aligned}
\Delta_{\hat{J}}^{\bar{C}_r} &= \text{trace} \left(-2D^{-1}CP_{12}(\Delta_{\bar{C}_r})^T D^{-T} + 2D^{-1}C\hat{P}_{13}(\Delta_{\bar{C}_r})^T D^{-T} \right. \\
&\quad + 2D^{-1}\bar{C}_r\hat{P}_{22}(\Delta_{\bar{C}_r})^T D^{-T} - 2D^{-1}\bar{C}_r\hat{P}_{23}(\Delta_{\bar{C}_r})^T D^{-T} \\
&\quad - 2D^{-1}\bar{C}_r\hat{P}_{23}^T(\Delta_{\bar{C}_r})^T D^{-T} + 2D^{-1}\bar{C}_r\hat{P}_{33}(\Delta_{\bar{C}_r})^T D^{-T} \\
&\quad + 2D^{-1}C\Delta_{\hat{P}_{13}}^{\bar{C}_r} \bar{C}_r^T D^{-T} - 2D^{-1}\bar{C}_r\Delta_{\hat{P}_{23}}^{\bar{C}_r} \bar{C}_r^T D^{-T} \\
&\quad \left. + D^{-1}\bar{C}_r\Delta_{\hat{P}_{33}}^{\bar{C}_r} \bar{C}_r^T D^{-T} \right) \\
&= \text{trace} \left(-2D^{-T}D^{-1}CP_{12}(\Delta_{\bar{C}_r})^T + 2D^{-T}D^{-1}C\hat{P}_{13}(\Delta_{\bar{C}_r})^T \right. \\
&\quad + 2D^{-T}D^{-1}\bar{C}_r\hat{P}_{22}(\Delta_{\bar{C}_r})^T - 2D^{-T}D^{-1}\bar{C}_r\hat{P}_{23}(\Delta_{\bar{C}_r})^T \\
&\quad - 2D^{-T}D^{-1}\bar{C}_r\hat{P}_{23}^T(\Delta_{\bar{C}_r})^T + 2D^{-T}D^{-1}\bar{C}_r\hat{P}_{33}(\Delta_{\bar{C}_r})^T \\
&\quad + 2C^T D^{-T}D^{-1}\bar{C}_r(\Delta_{\hat{P}_{13}}^{\bar{C}_r})^T - 2\bar{C}_r^T D^{-T}D^{-1}\bar{C}_r(\Delta_{\hat{P}_{23}}^{\bar{C}_r})^T \\
&\quad \left. + \bar{C}_r^T D^{-T}D^{-1}\bar{C}_r\Delta_{\hat{P}_{33}}^{\bar{C}_r} \right)
\end{aligned}$$

By applying Lemma (4.2) on the equations (39) and (20), (40) and (22), and (41) and (23), we get

$$\begin{aligned}
\text{trace}(\hat{T}_1^T \hat{Q}_{13}) &= \text{trace}(-C^T D^{-T} \bar{B}_r^T \hat{Q}_{33}(\Delta_{\hat{P}_{13}}^{\bar{C}_r})^T + C^T D^{-T} D^{-1} \bar{C}_r(\Delta_{\hat{P}_{13}}^{\bar{C}_r})^T), \\
\text{trace}(\hat{T}_2^T \hat{Q}_{23}) &= \text{trace}(\bar{C}_r^T D^{-T} \bar{B}_r^T \hat{Q}_{33}(\Delta_{\hat{P}_{23}}^{\bar{C}_r})^T - \bar{C}_r^T D^{-T} D^{-1} \bar{C}_r(\Delta_{\hat{P}_{23}}^{\bar{C}_r})^T), \\
\text{trace}(\hat{T}_3^T \hat{Q}_{33}) &= \text{trace}(\bar{C}_r^T D^{-T} D^{-1} \bar{C}_r \Delta_{\hat{P}_{33}}^{\bar{C}_r}).
\end{aligned}$$

Thus

$$\begin{aligned}
\Delta_{\hat{J}}^{\bar{C}_r} &= \text{trace} \left(D^{-T} \left(-2D^{-1}CP_{12} + 2D^{-1}C\hat{P}_{13} + 2D^{-1}\bar{C}_r\hat{P}_{22} - 2D^{-1}\bar{C}_r\hat{P}_{23} \right. \right. \\
&\quad - 2D^{-1}\bar{C}_r\hat{P}_{23}^T + 2D^{-1}\bar{C}_r\hat{P}_{33} + 2\bar{B}_r^T \hat{Q}_{13}^T \hat{P}_{13} + 2\bar{B}_r^T \hat{Q}_{13}^T P_{12} \\
&\quad \left. \left. + 2\bar{B}_r^T \hat{Q}_{23} \hat{P}_{23} + 2\bar{B}_r^T \hat{Q}_{23} P_{22} + 2\bar{B}_r^T \hat{Q}_{33} \hat{P}_{33} + 2\bar{B}_r^T \hat{Q}_{33} \hat{P}_{23}^T \right) (\Delta_{\bar{C}_r})^T \right)
\end{aligned}$$

Hence,

$$\begin{aligned}
\frac{\partial}{\partial \bar{C}_r} \|\Delta_{mul}(s)\|_{\mathcal{H}_2}^2 &= 2D^{-T} (-D^{-1}CP_{12} + D^{-1}C\hat{P}_{13} + D^{-1}\bar{C}_r\hat{P}_{22} - D^{-1}\bar{C}_r\hat{P}_{23} \\
&\quad - D^{-1}\bar{C}_r\hat{P}_{23}^T + D^{-1}\bar{C}_r\hat{P}_{33} + \bar{B}_r^T \hat{Q}_{13}^T \hat{P}_{13} + \bar{B}_r^T \hat{Q}_{13}^T P_{12} \\
&\quad + \bar{B}_r^T \hat{Q}_{23} \hat{P}_{23} + \bar{B}_r^T \hat{Q}_{23} P_{22} + \bar{B}_r^T \hat{Q}_{33} \hat{P}_{33} + \bar{B}_r^T \hat{Q}_{33} \hat{P}_{23}^T)
\end{aligned}$$

and

$$-(D^T D)^{-1} C P_{12} + (D^T D)^{-1} \bar{C}_r \hat{P}_{22} + \bar{Z} = 0$$

is a necessary condition for the local optimum of $\|\Delta_{mul}\|_{\mathcal{H}_2}^2$. \square

Remark 3. In [33], the necessary conditions for the local optimum of $\|W(s)\Delta_{add}(s)V(s)\|_{\mathcal{H}_2}^2$ are derived. It can be easily verified that by putting $W(s) = \bar{H}_r^{-1}(s)$ and $V(s) = I$, the necessary conditions in Theorem 4.3 cannot be obtained. This is because it is assumed in [33] that $W(s)$ does not depend on $\bar{H}_r(s)$.

4.3. An Oblique Projection Algorithm

Let us assume that \hat{Q}_{22} and \hat{P}_{22} are invertible. Then according to the optimality conditions (25) and (26), the optimal choices for \bar{B}_r and \bar{C}_r are the following

$$\bar{B}_r = -\hat{Q}_{22}^{-1} \hat{Q}_{12}^T B - \hat{Q}_{22}^{-1} \bar{Y} \quad \bar{C}_r = C P_{12} \hat{P}_{22}^{-1} - (D^T D) \bar{Z} \hat{P}_{22}^{-1}.$$

If the ROM is constructed via oblique projection, this suggests selecting the reduction matrices as $\bar{W}_r = -\hat{Q}_{12} \hat{Q}_{22}^{-1}$ and $\bar{V}_r = P_{12} \hat{P}_{22}^{-1}$. Then, by the virtue of oblique projection condition, $\bar{W}_r^T \bar{V}_r = I$, $\hat{Q}_{12}^T P_{12} + \hat{Q}_{22} \hat{P}_{22} = 0$. Further, it can readily be noted from the equation (16) that $P_{23} = 0$ when $\bar{C}_r = C P_{12} \hat{P}_{22}^{-1}$. The deviations in the satisfaction of optimality conditions (24)-(26) with this selection of reduction matrices in the oblique projection framework are respectively given as

$$\begin{aligned} d_1 &= \hat{Q}_{13}^T \hat{P}_{13} + \hat{Q}_{33} \hat{P}_{33}, \\ d_2 &= (-\hat{Q}_{13}^T P_{11} + \hat{Q}_{13}^T P_{12} \hat{P}_{22}^{-1} P_{12}^T - \hat{Q}_{13}^T \hat{P}_{13} \hat{P}_{22}^{-1} P_{12}^T \\ &\quad - \hat{Q}_{33} \hat{P}_{13}^T - \hat{Q}_{33} \hat{P}_{33} \hat{P}_{22}^{-1} P_{12}^T) C^T D^{-T}, \\ d_3 &= D^{-T} (D^{-1} C \hat{P}_{13} + D^{-1} C P_{12} \hat{P}_{22}^{-1} \hat{P}_{33} + B^T \hat{Q}_{13} \hat{Q}_{22}^{-1} \hat{Q}_{13}^T \hat{P}_{13} \\ &\quad + B^T \hat{Q}_{13} \hat{Q}_{22}^{-1} \hat{Q}_{13}^T P_{12} + B \hat{Q}_{13} \hat{P}_{22} + B^T \hat{Q}_{13} \hat{P}_{33} \\ &\quad - B^T \hat{Q}_{13} \hat{P}_{22} + B^T \hat{Q}_{13} \hat{P}_{33}). \end{aligned}$$

In general, $d_1 \neq 0$, $d_2 \neq 0$, and $d_3 \neq 0$. Therefore, it is inherently not possible to construct a local optimum of $\|\Delta_{mul}(s)\|_{\mathcal{H}_2}^2$ within the oblique projection framework. Nevertheless, the choice of $\bar{V}_r = P_{12}\hat{P}_{22}^{-1}$ and $\bar{W}_r = -\hat{Q}_{12}\hat{Q}_{22}^{-1}$ targets the optimality conditions (24)-(26) and tends to achieve a local optimum of $\|\Delta_{mul}(s)\|_{\mathcal{H}_2}^2$. However, \bar{V}_r and \bar{W}_r with this choice depend on the ROM to be constructed, which is not known *a priori*. The matrices $(\bar{A}_r, \bar{B}_r, \bar{C}_r)$ and (\bar{V}_r, \bar{W}_r) can be seen as two coupled systems, i.e.,

$$(\bar{A}_r, \bar{B}_r, \bar{C}_r) = g(\bar{V}_r, \bar{W}_r) \quad \text{and} \quad (\bar{V}_r, \bar{W}_r) = f(\bar{A}_r, \bar{B}_r, \bar{C}_r).$$

The problem of constructing a ROM with the reduction matrices $\bar{V}_r = P_{12}\hat{P}_{22}^{-1}$ and $\bar{W}_r = -\hat{Q}_{12}\hat{Q}_{22}^{-1}$ can be seen as that of finding stationary points of

$$(\bar{A}_r, \bar{B}_r, \bar{C}_r) = g(f(\bar{A}_r, \bar{B}_r, \bar{C}_r))$$

with an additional constraint that $\bar{W}_r^T \bar{V}_r = I$. By starting with a random guess of $(\bar{A}_r, \bar{B}_r, \bar{C}_r)$, the stationary points can be obtained by using a stationary point iteration algorithm. The oblique projection condition $\bar{W}_r^T \bar{V}_r = I$ can be enforced in each iteration by using the bi-orthogonal Gram Smith method [25]. However, the issue is that the solvability of \hat{Q}_{12} and \hat{Q}_{22} requires $\bar{H}_r(s)$ to be a minimum phase system in every iteration of the stationary point iteration algorithm, which cannot be generally guaranteed. We will shortly address this issue, but first, note that $\bar{V}_r = P_{12}$ and $\bar{W}_r = \hat{Q}_{12}$ span the same subspace as that spanned by $\bar{V}_r = P_{12}\hat{P}_{22}^{-1}$ and $\bar{W}_r = -\hat{Q}_{12}\hat{Q}_{22}^{-1}$ as \hat{P}_{22}^{-1} and $-\hat{Q}_{22}^{-1}$ only change the basis, cf. Lemma 1.1 of [35]. The requirement for invertibility of \hat{P}_{22} and \hat{Q}_{22} in every iteration may cause numerical ill-conditioning or even failure. Therefore, $\bar{V}_r = P_{12}$ and $\bar{W}_r = \hat{Q}_{12}$ are a better choice for the reduction subspaces.

The optimality conditions (24)-(26) are derived with an assumption that $\bar{H}_r(s)$ is a minimum phase system. If this condition is violated in an iteration, \hat{Q}_{12} and \hat{Q}_{22} cannot be obtained by solving the equations (19) and (21), respectively. Let $\bar{G}_r^*(s)$ be a minimum phase right spectral factor of $\bar{H}_r^*(s)\bar{H}_r(s)$, such

that $\bar{G}_r(s)\bar{G}_r^*(s) = \bar{H}_r^*(s)\bar{H}_r(s)$. Then $\|\Delta_{mul}(s)\|_{\mathcal{H}_2}$ can be redefined as

$$\|\Delta_{mul}(s)\|_{\mathcal{H}_2} = \sqrt{\frac{1}{2\pi} \int_{-\infty}^{\infty} \text{trace}(\Delta_{add}^*(j\omega)\bar{G}_r^{-1}(j\omega)\bar{G}_r^{-*}(j\omega)\Delta_{add}(j\omega))d\omega}.$$

It can readily be noted that $\bar{H}_r^{-1}(s)$ can be replaced with $\bar{G}_r^{-*}(s)$ to deal with a non minimum phase $\bar{H}_r(s)$. Next, we need to find a state-space realization of $\bar{G}_r^{-*}(s)$.

Let \hat{Q}_{11} be the observability gramian of the pair (\bar{A}_r, \bar{C}_r) , which satisfies the following Lyapunov equation

$$\bar{A}_r^T \hat{Q}_{11} + \hat{Q}_{11} \bar{A}_r + \bar{C}_r^T \bar{C}_r = 0.$$

Further, define \bar{B}_x and \bar{A}_x as the following

$$\bar{B}_x = -\hat{Q}_{11} \bar{B}_r - \bar{C}_r^T D, \quad \bar{A}_x = -\bar{A}_r - \bar{B}_r (D^T D)^{-1} \bar{B}_x^T.$$

Let \hat{X} solves the following Riccati equation

$$\bar{A}_x \hat{X} + \hat{X} \bar{A}_x^T + \hat{X} \bar{B}_x (D^T D)^{-1} \bar{B}_x^T \hat{X} + \bar{B}_r (D^T D)^{-1} \bar{B}_r^T = 0. \quad (42)$$

Then a possible minimum phase realization of $\bar{G}_r^*(s)$ is given as

$$\bar{A}_g = -\bar{A}_r^T, \quad \bar{B}_g = \bar{B}_x, \quad \bar{C}_g = D^{-T}(\bar{B}_r^T - \bar{B}_x^T \hat{X}), \quad \bar{D}_g = D. \quad (43)$$

Further, a possible stable realization of $\bar{G}_r^{-*}(s)$ is given as

$$\bar{A}_{gi} = \bar{A}_g - \bar{B}_g \bar{D}_g^{-1} \bar{C}_g, \quad \bar{B}_{gi} = -\bar{B}_g \bar{D}_g^{-1}, \quad \bar{C}_{gi} = \bar{D}_g^{-1} \bar{C}_g, \quad \bar{D}_{gi} = \bar{D}_g^{-1}. \quad (44)$$

We are now in a position to state the algorithm, which is named “Iterative Relative-error \mathcal{H}_2 -MOR Algorithm (IRHMORA)”. The pseudo-code of IRHMORA is given in Algorithm 1. Step (2) replaces the original D matrix with an artificial one if it is rank deficient. Steps (7) and (8) compute a stable realization of $\bar{H}_r^{-1}(s)$. Steps (9) and (10) compute the reduction matrices \bar{V}_r and \bar{W}_r . Steps (11)-(16) enforce the condition $\bar{W}_r^T \bar{V}_r = I$. Step (17) updates the ROM, and Step (19) stops the algorithm prematurely if it does not converge.

Algorithm 1 IRHMORA

Input: Original system: (A, B, C, D) ; Initial guess: $(\bar{A}_r, \bar{B}_r, \bar{C}_r)$; Allowable iteration: i_{max} .

Output: ROM $(\bar{A}_r, \bar{B}_r, \bar{C}_r)$.

- 1: **if** ($rank[D] < m$)
 - 2: $D = \epsilon I$.
 - 3: **end if**
 - 4: $i_k = 0$.
 - 5: **while** (not converged) **do**
 - 6: $i_k = i_k + 1$.
 - 7: Compute \hat{X} from the equation (42).
 - 8: Compute $(\bar{A}_{gi}, \bar{B}_{gi}, \bar{C}_{gi}, \bar{D}_{gi})$ from (43) and (44).
 - 9: Compute \hat{P}_{12} from the equation (5).
 - 10: Compute $\bar{Q}_{33}, \bar{Q}_{13}, \bar{Q}_{23}$, and \bar{Q}_{12} by solving
$$\begin{aligned}\bar{A}_{gi}^T \bar{Q}_{33} + \bar{Q}_{33} \bar{A}_{gi} + \bar{C}_{gi}^T \bar{C}_{gi} &= 0, \\ A^T \bar{Q}_{13} + \bar{Q}_{13} \bar{A}_{gi} + C^T (\bar{B}_{gi}^T \bar{Q}_{33} + \bar{D}_{gi}^T \bar{C}_{gi}) &= 0, \\ \bar{A}_r^T \bar{Q}_{23} + \bar{Q}_{23} \bar{A}_{gi} - \bar{C}_r^T (\bar{B}_{gi}^T \bar{Q}_{33} + \bar{D}_{gi}^T \bar{C}_{gi}) &= 0, \\ A^T \bar{Q}_{12} + \bar{Q}_{12} \bar{A}_r + C^T \bar{B}_{gi}^T \bar{Q}_{23} - \bar{Q}_{13} \bar{B}_{gi} \bar{C}_r - C^T \bar{D}_{gi}^T \bar{D}_{gi} \bar{C}_r &= 0.\end{aligned}$$
 - 11: **for** $i = 1, \dots, r$ **do**
 - 12: $v = \hat{P}_{12}(:, i)$, $v = \prod_{k=1}^i (I - \hat{P}_{12}(:, k) \bar{Q}_{12}(:, k)^T) v$.
 - 13: $w = \bar{Q}_{12}(:, i)$, $w = \prod_{k=1}^i (I - \bar{Q}_{12}(:, k) \hat{P}_{12}(:, k)^T) w$.
 - 14: $v = \frac{v}{\|v\|_2}$, $w = \frac{w}{\|w\|_2}$, $v = \frac{v}{w^T v}$.
 - 15: $\bar{V}_r(:, i) = v$, $\bar{W}_r(:, i) = w$.
 - 16: **end for**
 - 17: $\bar{A}_r = \bar{W}_r^T A \bar{V}_r$, $\bar{B}_r = \bar{W}_r^T B$, $\bar{C}_r = C \bar{V}_r$.
 - 18: **if** ($i_k = i_{max}$)
 - 19: Break loop.
 - 20: **end if**
 - 21: **end while**
-

4.3.1. Choice of Free Parameters

In [30], it is proposed to select the initial ROM such that it contains the dominant poles (having large residues) of $W(s)$ and $H(s)$, as it ensures that $\|W(s)\Delta_{add}(s)\|_{\mathcal{H}_2}$ is small to start with. In the problem under consideration, $W(s) = \bar{H}_r^{-1}(s)$ is not known *a priori*. Nevertheless, heuristically, it is suggested to select an initial ROM, which contains dominant poles (with large residues) and/or zeros of $H(s)$. Such a ROM can be generated by using the efficient algorithms in [36] and [37]. The value of ϵ to generate an artificial D -matrix should be as small as possible and enough to avoid numerical problems.

4.3.2. Stopping Criterion

The convergence of IRHMORA is not guaranteed. Even if it converges, it cannot produce a local optimum in general. Therefore, IRHMORA should be stopped prematurely based on a stopping criterion. A possible criterion is to stop the algorithm after a maximum allowable number of iterations if it does not converge. This criterion will also ensure that the computational cost of the overall algorithm remains in check.

4.3.3. Computational Savings

The main advantage of IRHMORA is that it does not require solutions of large-scale Lyapunov and Riccati equations, unlike the situation in BST and IFWHMORA. Instead, it requires similar small-scale Lyapunov and Riccati equations, which can be computed cheaply. Further, the reduction matrices are computed by solving (sparse-dense) Sylvester equations, which typically arise in most of the \mathcal{H}_2 -optimal MOR algorithms, cf. [25]. Fortunately, an efficient algorithm for this type of Sylvester equation is proposed in [25], which can compute the reduction matrices of IRHMORA. Therefore, IRHMORA can easily handle large-scale systems as opposed to BST and IFWHMORA.

5. Numerical Examples

In this section, IRHMORA is tested on three numerical examples taken from the benchmark collection MOR in [32]. The first two examples are SISO systems, while the third one is a MIMO system. IRHMORA is compared with the Two-sided Iteration Algorithm (TSIA), which constructs a local optimum of $\|\Delta_{add}(s)\|_{\mathcal{H}_2}^2$ upon convergence, and BST, which is the most promising algorithm in the literature for the relative error criteria I and II. IRHMORA is also compared with BT, which is among the most accurate MOR algorithms. TSIA and IRHMORA are initialized arbitrarily. Since the D -matrix in all the examples is 0, ϵ is set to 0.001. IRHMORA is stopped after 20 iterations. The experiments are performed using MATLAB R2016a on a laptop with a 2GHz Intel processor and 16GB memory.

5.1. Clamped Beam

Clamped beam model is a 348^{th} order SISO system taken from the benchmark collection of dynamical systems for testing MOR algorithms, cf. [32]. The ROMs of orders 5 – 10 are constructed using BT, BST, TSIA, and IRHMORA, and the respective $\|\Delta_{mul}(s)\|_{\mathcal{H}_2}$ are tabulated in Table 1. It can be noticed

Table 1: $\|\Delta_{mul}(s)\|_{\mathcal{H}_2}$

Order	BT	BST	TSIA	IRHMORA
5	2321.6904	57.2550	115.9898	10.0931
6	56.9890	45.5577	44.1424	38.2299
7	1250.4577	36.1347	33.1274	27.0587
8	89.3679	32.8207	20.7164	4.5596
9	424.1332	8.3230	15.9012	10.0307
10	13689.4897	5.7145	5.7685	5.2321

that IRHMORA ensures the least error most of the time. The singular values of $H(s)$ and the 10^{th} order ROM are plotted in Figure 1, which is a good visual tool for accessing $\|\Delta_{mul}(s)\|_{\mathcal{H}_\infty}$ in the frequency domain. It can be seen that

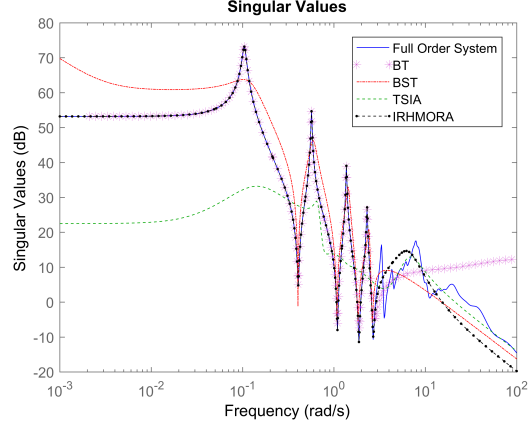


Figure 1: $\sigma(H(j\omega))$ and $\sigma(\bar{H}_r(j\omega))$

IRHMORA ensures supreme accuracy. Since $\Delta_{rel}(s)$ and $\Delta_{mul}(s)$ are closely related, the singular values of $\Delta_{rel}(s)$ for 5^{th} order ROMs are plotted in Figure 2 for comparison. Again, it can be seen that IRHMORA stands out in accuracy.

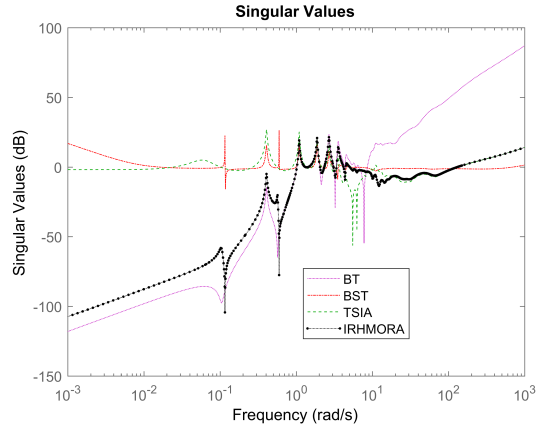


Figure 2: $\sigma(\Delta_{rel}(j\omega))$

5.2. Artificial Dynamical System

Artificial dynamical system model is a 1006^{th} order SISO system taken from the benchmark collection of dynamical systems for testing MOR algorithms,

cf. [32]. The ROMs of orders 11 – 15 are constructed using BT, BST, TSIA, and IRHMORA, and the respective $\|\Delta_{mul}(s)\|_{\mathcal{H}_2}$ are tabulated in Table 2. It

Table 2: $\|\Delta_{mul}(s)\|_{\mathcal{H}_2}$

Order	BT	BST	TSIA	IRHMORA
11	53.4337	0.3099	79.5483	0.0353
12	19.6492	0.0935	2241.5	0.0109
13	6.8332	0.0275	0.2513	0.0050
14	2.2689	0.0078	0.0719	0.0026
15	0.7246	0.0055	0.0457	0.0043

can be noticed that IRHMORA ensures the least error. The singular values of $H(s)$ and the 11th order ROM are plotted in Figure 3, which is a good visual tool for accessing $\|\Delta_{mul}(s)\|_{\mathcal{H}_\infty}$ in the frequency domain. It can be seen that

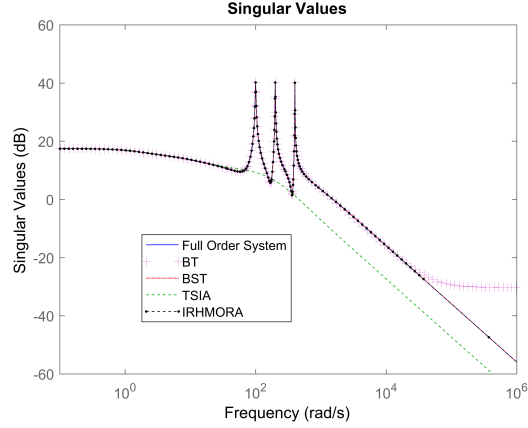


Figure 3: $\sigma(H(j\omega))$ and $\sigma(\bar{H}_r(j\omega))$

IRHMORA ensures supreme accuracy. The singular values of $\Delta_{rel}(s)$ for 12th order ROM are plotted in Figure 4 for comparison. Again, it can be seen that IRHMORA stands out in accuracy.

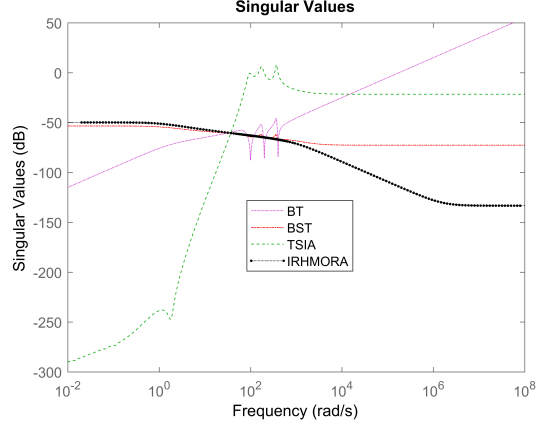


Figure 4: $\sigma(\Delta_{rel}(j\omega))$

5.3. International Space Station

International space station model is a 270^{th} order MIMO system (with three inputs and three outputs) taken from the benchmark collection of dynamical systems for testing MOR algorithms, cf. [32]. The ROMs of orders 4 – 8 are constructed using BT, BST, TSIA, and IRHMORA, and the respective $\|\Delta_{mul}(s)\|_{\mathcal{H}_2}$ are tabulated in Table 3. It can be noticed that IRHMORA

Table 3: $\|\Delta_{mul}(s)\|_{\mathcal{H}_2}$

Order	BT	BST	TSIA	IRHMORA
4	6.1318	6.1318	10.8028	6.1309
5	74.7418	6.1318	7.1141	6.1309
6	5.6087	5.6086	8.6745	5.6075
7	75410.7768	5.6526	11.1394	5.6065
8	3.1406	3.1407	7.6167	3.1381

ensures the least error. There are nine frequency domain plots in this example. Therefore, we refrain from showing frequency domain plots for the economy of space.

6. Conclusion

The problem of relative error \mathcal{H}_2 MOR is addressed. It is shown that IFWHMORA can be used for this problem, but it requires solutions of large-scale Lyapunov/Sylvester and Riccati equations, which makes it computationally infeasible in a large-scale setting. A different relative error criterion is then considered, and the necessary conditions for a local optimum are derived. Based on these conditions, an oblique projection algorithm is proposed, which is computationally efficient. The proposed algorithm compares well in accuracy with BST, which is a gold standard for this problem in the literature. The numerical results confirm the theory developed in the paper.

Acknowledgment

This work is supported by the National Natural Science Foundation of China under Grant (No. 61873336), the International Corporation Project of Shanghai Science and Technology Commission under Grant 21190780300, in part by The National Key Research and Development Program (No. 2021ZD0110600), and in part by the High-end foreign expert programs (No. G2021013008L, No. D18003) granted by the State Administration of Foreign Experts Affairs (SAFEA).

References

- [1] W. H. Schilders, H. A. Van der Vorst, J. Rommes, Model order reduction: theory, research aspects and applications, Vol. 13, Springer, 2008.
- [2] A. Quarteroni, G. Rozza, et al., Reduced order methods for modeling and computational reduction, Vol. 9, Springer, 2014.
- [3] P. Benner, M. Hinze, E. J. W. Ter Maten, Model reduction for circuit simulation, Vol. 74, Springer, 2011.
- [4] P. Benner, M. Ohlberger, A. Cohen, K. Willcox, Model reduction and approximation: theory and algorithms, SIAM, 2017.

- [5] J. H. Chow, Power system coherency and model reduction, Vol. 84, Springer, 2013.
- [6] G. Obinata, B. D. Anderson, Model reduction for control system design, Springer Science & Business Media, 2012.
- [7] K. Zhou, J. Doyle, K. Glover, Robust and optimal control, Control Engineering Practice 4 (8) (1996) 1189–1190.
- [8] B. Moore, Principal component analysis in linear systems: Controllability, observability, and model reduction, IEEE transactions on automatic control 26 (1) (1981) 17–32.
- [9] D. F. Enns, Model reduction with balanced realizations: An error bound and a frequency weighted generalization, in: The 23rd IEEE conference on decision and control, IEEE, 1984, pp. 127–132.
- [10] S. Gugercin, D. C. Sorensen, A. C. Antoulas, A modified low-rank Smith method for large-scale Lyapunov equations, Numerical Algorithms 32 (1) (2003) 27–55.
- [11] D. F. Enns, Model reduction for control system design, Ph.D. thesis, Stanford University (1984).
- [12] K. Zhou, Frequency-weighted \mathcal{L}_∞ norm and optimal Hankel norm model reduction, IEEE Transactions on Automatic Control 40 (10) (1995) 1687–1699.
- [13] M. Green, Balanced stochastic realizations, Linear Algebra and its Applications 98 (1988) 211–247.
- [14] M. Green, A relative error bound for balanced stochastic truncation, IEEE Transactions on Automatic Control 33 (10) (1988) 961–965.
- [15] P. Benner, E. S. Quintana-Ortí, G. Quintana-Ortí, Efficient numerical algorithms for balanced stochastic truncation.

- [16] S. W. Kim, B. D. Anderson, A. G. Madievski, Multiplicative approximation of transfer functions with frequency weighting, *Systems & control letters* 25 (3) (1995) 199–204.
- [17] H. R. Shaker, Frequency-domain balanced stochastic truncation for continuous and discrete time systems, *International Journal of Control, Automation, and Systems* 6 (2) (2008) 180–185.
- [18] M. Tahavori, H. R. Shaker, Model reduction via time-interval balanced stochastic truncation for linear time invariant systems, *International Journal of Systems Science* 44 (3) (2013) 493–501.
- [19] A. Castagnotto, Optimal model reduction by tangential interpolation: \mathcal{H}_2 and \mathcal{H}_∞ perspectives, Ph.D. thesis, Technische Universität München (2018).
- [20] Y. Xu, T. Zeng, Optimal \mathcal{H}_2 model reduction for large scale MIMO systems via tangential interpolation., *International Journal of Numerical Analysis & Modeling* 8 (1).
- [21] A. Bunse-Gerstner, D. Kubalińska, G. Vossen, D. Wilczek, \mathcal{H}_2 -norm optimal model reduction for large scale discrete dynamical MIMO systems, *Journal of computational and applied mathematics* 233 (5) (2010) 1202–1216.
- [22] A. Castagnotto, C. Beattie, S. Gugercin, Interpolatory methods for \mathcal{H}_∞ model reduction of multi-input/multi-output systems, in: *Model Reduction of Parametrized Systems*, Springer, 2017, pp. 349–365.
- [23] S. Gugercin, A. C. Antoulas, C. Beattie, \mathcal{H}_2 model reduction for large-scale linear dynamical systems, *SIAM journal on matrix analysis and applications* 30 (2) (2008) 609–638.
- [24] P. Van Dooren, K. A. Gallivan, P.-A. Absil, \mathcal{H}_2 -optimal model reduction of MIMO systems, *Applied Mathematics Letters* 21 (12) (2008) 1267–1273.

- [25] P. Benner, M. K  hler, J. Saak, Sparse-dense Sylvester equations in \mathcal{H}_2 -model order reduction.
- [26] C. A. Beattie, S. Gugercin, A trust region method for optimal \mathcal{H}_2 model reduction, in: Proceedings of the 48h IEEE Conference on Decision and Control (CDC) held jointly with 2009 28th Chinese Control Conference, IEEE, 2009, pp. 5370–5375.
- [27] H. Sato, K. Sato, Riemannian trust-region methods for \mathcal{H}_2 optimal model reduction, in: 2015 54th IEEE Conference on Decision and Control (CDC), IEEE, 2015, pp. 4648–4655.
- [28] T. Wolf, H. K. Panzer, B. Lohmann, \mathcal{H}_2 pseudo-optimality in model order reduction by Krylov subspace methods, in: 2013 European control conference (ECC), IEEE, 2013, pp. 3427–3432.
- [29] S. Ibrir, A projection-based algorithm for model-order reduction with \mathcal{H}_2 performance: A convex-optimization setting, *Automatica* 93 (2018) 510–519.
- [30] U. Zulfiqar, V. Sreeram, M. I. Ahmad, X. Du, Frequency-weighted \mathcal{H}_2 -optimal model order reduction via oblique projection, *International Journal of Systems Science* (2021) 1–17.
- [31] U. Zulfiqar, V. Sreeram, M. Ilyas Ahmad, X. Du, Frequency-weighted \mathcal{H}_2 -pseudo-optimal model order reduction, *IMA Journal of Mathematical Control and Information* 38 (2) (2021) 622–653.
- [32] Y. Chahlaoui, P. V. Dooren, Benchmark examples for model reduction of linear time-invariant dynamical systems, in: Dimension reduction of large-scale systems, Springer, 2005, pp. 379–392.
- [33] D. Petersson, A nonlinear optimization approach to \mathcal{H}_2 -optimal modeling and control, Ph.D. thesis, Link  ping University Electronic Press (2013).

- [34] K. B. Petersen, M. S. Pedersen, et al., The matrix cookbook, Technical University of Denmark 7 (15) (2008) 510.
- [35] K. Gallivan, A. Vandendorpe, P. Van Dooren, Sylvester equations and projection-based model reduction, *Journal of Computational and Applied Mathematics* 162 (1) (2004) 213–229.
- [36] J. Rommes, N. Martins, Efficient computation of multivariable transfer function dominant poles using subspace acceleration, *IEEE transactions on power systems* 21 (4) (2006) 1471–1483.
- [37] N. Martins, P. C. Pellanda, J. Rommes, Computation of transfer function dominant zeros with applications to oscillation damping control of large power systems, *IEEE transactions on power systems* 22 (4) (2007) 1657–1664.