

Evolutionary Dynamics in a Varying Environment: Continuous versus Discrete Noise

Ami Taitelbaum^a, Robert West^b, Mauro Mobilia^{b,*}, and Michael Assaf^{a,c,*}
^a*Racah Institute of Physics, Hebrew University of Jerusalem, Jerusalem 91904, Israel*
^b*Department of Applied Mathematics, School of Mathematics,
University of Leeds, Leeds LS2 9JT, United Kingdom and*
^c*Institute of Physics and Astronomy, University of Potsdam, Potsdam 14476, Germany*

Environmental variations can significantly influence how populations compete for resources, and hence shape their evolution. Here, we study population dynamics subject to a fluctuating environment modeled by a varying carrying capacity changing continuously in time according to either binary random switches, or by being driven by a noise of continuous range. We consider a prototypical example of two competing strains, one growing slightly slower than the other, and consider also the scenario where the slow strain is a public goods producer. By systematically comparing the effect of binary- versus continuously-varying environment, we study how different noise statistics (mean, variance) influence the population size and fixation properties. We show that the slow strain fixation probability can be greatly enhanced for a continuously-varying environment compared to binary switches, even when the first two moments of the carrying capacity coincide.

Natural populations face endlessly varying environmental conditions, such as the abundance of nutrients or toxins, temperature, light, and humidity, all of which influence their interactions and evolution [1–3]. In the absence of detailed knowledge of how external factors change, they are often modeled as environmental noise (EN). This in turn shapes the fluctuating environment where populations evolve, for which several response mechanisms have been proposed [4–27]. Apart from EN, demographic noise (DN) is another source of randomness: it can lead to fixation, when one species takes over the population, and its effect is significant in small communities, but negligible in large populations [28–31].

Importantly, the evolution of the size and composition of a multispecies population are often interdependent [32–40]. This may result in a coupling between DN and EN, with external factors affecting the population size, which in turn modulates the DN intensity. The interplay between EN and DN is crucial in microbial communities, which can experience sudden, extreme environmental changes [41–48], as well as in ecology [15–17]. In the context of antimicrobial resistance, variations of population size and composition are key when antibiotics reduce a large community to a very small size, but fail to eradicate it. Surviving cells in the small population, prone to fluctuations, may then replicate and restore infections, with survivors likely to develop antibiotic resistance [27, 43]. Interactions between microbial communities and the environment can also lead to population bottlenecks, where new colonies of few individuals result in cooperative behavior [45–47]. In most theoretical studies involving multiple species, there is no explicit interdependence between EN and DN. Growth rates are thus commonly assumed to be subject to noise of continuous range [6, 7, 21–23, 57], and vary independently of the population size that is often constant [11–14, 18, 19, 22, 23, 25, 49–56]. On the other hand, there have been numerous lab-controlled experiments with mi-

crobial communities of varying sizes evolving by switching instantaneously between a *discrete* number of environmental states (“discrete EN”), with a strong focus on the binary case [11, 40, 42, 46, 48, 56, 58]. This has motivated the study of population models with random binary switching of the species growth rates [5, 11, 17, 51, 53, 54], and more recently of the carrying capacity (or resources) leading to the coupling of DN and EN [32, 33, 59–61].

Nevertheless, *in vivo* exogeneous factors often vary continuously, in time and over a range of values [62, 63], rather than by instantaneous switches. For instance, the carrying capacity of certain phytoplankton species and the growth rates of some algae vary with the fluctuating temperature [64–66]. It is thus important to understand how the coupling of DN and EN affects the dynamics of communities in an environment varying along a continuum of states (“continuous EN”), and to compare its properties with those in binary fluctuating environments commonly used in experiments [11, 40, 42, 46, 48, 56, 58] and theory [5, 17, 32, 33, 51, 53, 54, 60, 61].

Here, we address these questions by systematically investigating the influence of coupled DN and EN on the evolution of a simplified microbial community consisting of two competing strains, one growing slightly slower than the other, subject to a carrying capacity driven either by binary or continuous EN. For this simplified microbial model, we unveil the similarities and differences of evolving under continuous or binary EN, and reveal the drastic effect that EN may have on the population size distribution and fixation properties. Remarkably, we show that the slow species fixation probability can be significantly enhanced under continuous noise over its value under binary EN of same mean and variance.

We consider a well-mixed population consisting of N_S individuals of a slow-growing strain S and N_F microbes of the fast-growing strain F . At time t , this two-strain population has a time-fluctuating size $N(t) = N_S(t) + N_F(t)$ and is composed of a fraction $x = N_S/N$ of slow

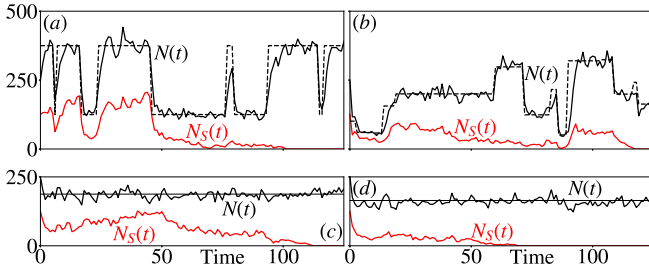


FIG. 1. Typical realizations of N (black) and N_S (red/gray) vs. time under symmetric EN of variance σ^2 : binary D-noise in (a,c), and continuous U-noise in (b,d). (a,b) $\nu = 0.1$, dashed lines show $K(t)$. (c,d) $\nu = 1000$, solid lines show K_D (c) and K_U (d) given by Eq. (8), see text. In all panels $(s, x_0, K_0, \sigma) = (0.02, 0.5, 250, 0.5)$, and $N(0) = K_0$.

growers S . Per-capita growth rates are $(1-s)/\bar{f}$ for S and $1/\bar{f}$ for F , where $\bar{f} = 1-sx$ is the population average fitness, and $0 < s \ll 1$ denotes the small growth advantage (selective bias) of F over S [32, 33, 35, 36, 59]. Owing to limited and varying resources, the strain's growth is limited by a logistic death rate $N/K_\ell(t)$, where $K_\ell(t) \gg 1$ is the carrying capacity that here fluctuates in time due to EN. This allows us to couple in a simple and biologically-relevant way DN and EN [32, 33, 59–61], which yields the following birth-death process [33, 67]:

$$N_{S/F} \xrightarrow{T_{S/F}^+} N_{S/F} + 1 \text{ and } N_{S/F} \xrightarrow{T_{S/F}^-} N_{S/F} - 1, \quad (1)$$

with transition rates $T_S^+ = (1-s)N_S/\bar{f}$, $T_F^+ = N_F/\bar{f}$ and $T_{S/F}^- = (N/K_\ell)N_{S/F}$. We model EN by letting the carrying capacity fluctuate in time as:

$$K_\ell(t) = K_{0,\ell}[1 + \xi_\ell(t)], \quad (2)$$

where $\xi_\ell(t)$ denotes the stationary symmetric EN of type $\ell \in \mathcal{L} \equiv \{D, U, B\}$, with discrete or continuous range. For the former, we focus on the *symmetric dichotomous* ($\ell = D$, or *telegraph*) noise [68, 69], and for the latter we consider EN with uniform ($\ell = U$) and symmetric beta ($\ell = B$) stationary probability density function (PDF) $p^*(\xi_\ell)$ of support \mathcal{S}_ℓ , see Supplemental Material (SM) [70]. It is convenient to denote the set of EN with continuous range (continuous EN) as $\ell \in \mathcal{L}' \equiv \mathcal{L} \setminus D$.

For $\ell = D$, the random process $\xi_D \rightarrow -\xi_D$, where $\xi_D \in \{-\sigma_D, \sigma_D\}$ ($0 < \sigma_D < 1$), occurs at rate $\nu/2$ and has correlation time $1/\nu$. Hence, K_ℓ switches between a high and low value after an average time $2/\nu$, see Fig. 1.

For $\ell \in \mathcal{L}'$, ξ_ℓ is a colored continuous EN with correlation time $1/\nu$ defined by the stochastic differential equation, in the sense of Itô calculus [67, 70]:

$$d\xi_\ell = -\nu\xi_\ell dt + \sqrt{B_\ell} dW, \quad (3)$$

where $W \sim \mathcal{N}(0, 1)$ is the normally-distributed Wiener process of zero mean and unit variance. The first term on the right-hand-side of (3) represents the linear drift, and

the second is the diffusion term. For concreteness and simplicity, we focus on symmetric continuous EN: $\ell = B$ (beta) and $\ell = U$ (uniform) as examples of EN for which K_ℓ has a zero and finite lower bound, respectively. In the former, ξ_B is distributed according to a single-parameter ($\beta > 1$) symmetric beta distribution on $(-1, 1)$, with variance $\sigma_B^2 = 1/(2\beta + 1) < 1/3$; in the latter ξ_U is uniformly distributed on $(-\sigma_U\sqrt{3}, \sigma_U\sqrt{3})$ with variance $\sigma_U^2 < 1/3$, see Fig. 1. The diffusive terms satisfy [70]

$$B_U = \nu(3\sigma_U^2 - \xi_U^2), \quad B_B = \nu \left(\frac{2\sigma_B^2}{1 - \sigma_B^2} \right) (1 - \xi_B^2). \quad (4)$$

Notably, the coupling of (1)-(3) generally yields a *non-Markovian* process (when $\nu \neq 0$), see Sec. A2 of [70].

The PDF of K_ℓ , $\mathcal{P}(K_\ell)$, can be obtained from $p^*(\xi_\ell)$ and Eq. (2) [70]. Below we focus on the first two moments of K_ℓ (skewness vanishes for symmetric EN). To meaningfully compare the influence of discrete and continuous EN on population dynamics, we impose the same first two moments, yielding $K_{0,D} = K_{0,\ell} = K_0$ and $\sigma^2 = \sigma_D^2 = \sigma_\ell^2$ for $\ell \in \mathcal{L}'$, as long as $\sigma_\ell^2 < \sigma_{\max}^2 \equiv 1/3$ [70]. Henceforth, as long as $\sigma_\ell < \sigma_{\max}$ we denote σ_ℓ by σ for all forms of EN.

Ignoring fluctuations, in the limit of an infinite population with constant carrying capacity $K(t) = K_0 \gg 1$, the resulting mean-field dynamics yields $\dot{N} = N(1 - N/K_0)$ and $\dot{x} \approx -sx(1-x)$ [32, 33, 35, 59]. This indicates a timescale separation between the typical relaxation time of N , $t = \mathcal{O}(1)$, and that of x , $t \sim 1/s \gg 1$. Accounting for DN, the above timescales represent the convergence of the population size distribution (PSD) to the long lived metastable state centred about K_0 , after $t = \mathcal{O}(1)$, and the fixation of one of the species (and extinction of the other), at $t \sim 1/s$ [32, 33, 70] [71].

Indeed, in a finite population, random birth/death events lead to the fixation of one strain. The slow-growth fixation probability in a population of constant size N , given an initial $x_0 = N_S(0)/N(0)$, satisfies: $\phi(N, s, x_0) = (e^{-Nx_0 \ln(1-s)} - 1)/(e^{-N \ln(1-s)} - 1) \approx e^{N(1-x_0) \ln(1-s)}$, where the approximation holds when $-N \ln(1-s) \simeq Ns \gg 1$ [29, 72], and when N fluctuates about $K_0 \gg 1$ [32, 33, 59]. However, the fixation probability changes dramatically when K_ℓ varies according to (2). Since EN varies either discretely or continuously, we characterize the population dynamics by studying the joint influence of EN and DN on the fixation properties and PSD as function of ν and σ .

In the case of D-EN, the full PSD, $P_\ell(N, \nu)$, can be well approximated in all regimes by the PDF of a piecewise-deterministic Markov process associated with (1)-(2) [32, 33, 59–61, 70, 73]. Yet, there is no equivalent method to approximate the PSD for all ν under continuous EN, and $P_\ell(N, \nu)$ is thus obtained numerically, see Sec. A3 and Fig. S1 in [70]. As detailed below, analytical progress is however possible in the regime $\nu \ll s$ (long correlation time), when $K_\ell(t) \approx K_\ell(0)$ and $P_\ell(N, \nu/s) \approx \mathcal{P}(K_\ell)$,

and when $\nu \gg s$ (short correlation time). In the latter regime, $P_\ell(N, \nu/s) \approx \delta(N - K_\ell)$, see Eqs. (7),(8) and Fig. S1(c) in [70]. Furthermore, when $\nu \gg s$ and $\sigma \ll 1$, $P_\ell(N, \nu)$ can be computed more accurately within a WKB approximation, see Sec. A2.3 in [70]. Once the PSD found, numerically or analytically, we can use the timescale separation to find the S -fixation probability under ℓ -EN, ϕ_ℓ . Indeed, the system settles in its long-lived PSD after a time of $\mathcal{O}(1)$, while fixation occurs after a time $\mathcal{O}(1/s) \gg 1$. Hence, given x_0 , ϕ_ℓ can be found by averaging $\phi(N, s, x_0)$ over $P_\ell(N, \nu/s)$:

$$\phi_\ell \simeq \int_0^\infty P_\ell(N, \nu/s) \phi(N, s, x_0) dN, \quad (5)$$

where we have rescaled $\nu \rightarrow \nu/s$ [32, 33, 59]. This result holds under weak selection, $1/K_0 \ll s \ll 1$, when EN varies on average $\mathcal{O}(\nu/s)$ times prior to fixation [32, 33]. A similar approach allows us to obtain the mean fixation time $T_\ell = \mathcal{O}(1/s)$, see Sec. A4 in [70]. Before considering the general case using (5), we now study the PSD and ϕ_ℓ in the regimes of long and short-correlated EN.

Low varying rate (long-correlated EN). When $\nu \ll s$, the environment barely changes prior to fixation of either species (after $t \sim 1/s$), and is assumed to be stationary as N rapidly equilibrates, with $P_\ell(N) \approx \mathcal{P}(K_\ell)$, see Sec. A2 in [70]. We thus approximate ϕ_ℓ by $\phi_\ell^0 = \int \mathcal{P}(K_\ell) \phi(K_\ell, s, x_0) dK_\ell$ [70]. Here, the PSD is unimodal (or flat) under continuous EN, in sharp contrast to the bimodal PSD obtained for D-EN [32], see Fig. S1(a,b) in [70]. When $K_0 s \gg 1$ and $s \ll 1$, we have $\phi(N, s, x_0) \approx \exp(-\eta N)$ with $\eta \equiv -(1 - x_0) \ln(1 - s) \simeq s(1 - x_0) > 0$. By integrating over $\mathcal{P}(K_\ell)$, we find

$$\phi_\ell^0 = \begin{cases} e^{-\eta K_0} \cosh(\eta K_0 \sigma) & \text{(D)} \\ \int_{-1}^1 e^{-\eta K_0(1+\xi)} \frac{(1+\xi)^{\beta-1} (1-\xi)^{\beta-1}}{B(\beta, \beta) 2^{2\beta-1}} d\xi & \text{(B)}, \quad (6) \\ \frac{e^{-\eta K_0}}{\eta K_0 \sigma \sqrt{3}} \sinh(\eta K_0 \sigma \sqrt{3}) & \text{(U)} \end{cases}$$

where $\beta \equiv (1 - \sigma^2) / (2\sigma^2)$ and $B(\beta, \beta) \equiv \int_0^1 t^{\beta-1} (1 - t)^{\beta-1} dt$ is the beta function. Since the first two moments of the EN and K_ℓ coincide, ϕ_ℓ^0 depends only on K_0 and σ . In Fig. 2 (a) we show the dependence of ϕ_ℓ^0 on σ for fixed K_0 , which agrees well with simulation results. We find that EN can enhance the S -fixation probability by several order magnitudes with respect to $\phi(K_0, s, x_0)$, its static-environment counterpart [32, 33, 70], see Fig. S3 of [70]. Moreover, $\phi_{\ell \in \mathcal{L}'}^0$ under continuous EN is much larger than ϕ_D^0 . This stems from $P_{\ell \in \mathcal{L}'}$ having a broad left tail enhancing ϕ_ℓ^0 over the contribution arising from the left peak of P_D , see Eq. (5) and Fig. S1(a,b) in [70].

High varying rate (short-correlated EN). When $\nu \gg s$ and $K_0 \gg 1$ (with σ not too close to σ_{\max}), ϕ_ℓ is governed by EN that dominates over DN [59, 70]. In fact, under high ν , N obeys the logistic stochastic differential equation $\dot{N} = N(1 - N/K(t))$, with the environment varying so frequently that EN self-averages, yielding $\dot{N} =$

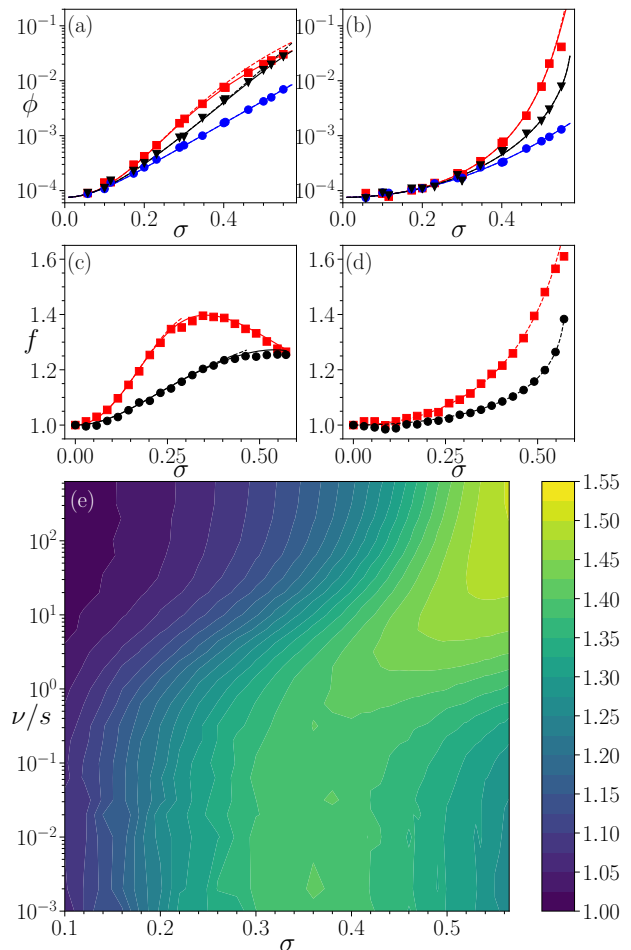


FIG. 2. (a) ϕ_D^0 vs. σ and (b) ϕ_U^0 vs. σ under symmetric ℓ -EN. (c) f_D^0 vs. σ and (d) f_U^0 vs. σ , where f_ℓ is the standard-deviation multiplier obtained by solving $\phi_D^{(0, \infty)}(f_\ell^{(0, \infty)} \sigma) = \phi_{\ell \in \mathcal{L}'}^{(0, \infty)}(\sigma)$ with K_0 kept fixed, see text. Symbols in (a,b) are from simulations, and in (c, d) are from numerical evaluation of (5) using simulation histograms for P_ℓ . Dashed lines are from Eqs. (6) in (a,c) and (8) in (b,d), while solid lines in (a)-(c) are from numerical evaluation of (5) using analytical results for P_ℓ under low/high ν limits. In (a)-(d): blue/dark gray for $\ell = D$, black for $\ell = U$ and red/gray for $\ell = B$. Simulation results for ϕ_ℓ^0 and ϕ_ℓ^∞ were obtained for $\nu = 10^{-4}$ and $\nu = 3 \cdot 10^3$, respectively. (e) Heatmap of the multiplier f_B vs. σ and ν/s , see text. Dark areas interspersed by lighter regions indicate where $f_B(\sigma)$ is nonmonotonic (slow/intermediate ν -regimes). In all panels $(K_0, s, x_0) = (750, 0.025, 0.5)$, and $\sigma < \sigma_{\max}$ for proper comparison of the different EN. A similar heatmap is obtained for U-EN, with the main qualitative difference being the absence non-monotonicity.

$N(1 - N/K_\ell)$ [32, 33, 59], where [70]

$$\mathcal{K}_\ell \equiv \frac{K_0}{\langle \frac{1}{1+\xi_\ell} \rangle} \equiv K_0 \left[\int_{\mathcal{S}_\ell} \frac{p^*(\xi_\ell)}{1 + \xi_\ell} d\xi_\ell \right]^{-1}. \quad (7)$$

For symmetric ℓ -EN, we explicitly find

$$\frac{\mathcal{K}_D}{K_0} = 1 - \sigma^2, \quad \frac{\mathcal{K}_B}{K_0} = 1 - \frac{\sigma^2}{1 - 2\sigma^2}, \quad \frac{\mathcal{K}_U}{K_0} = \frac{\sqrt{3}\sigma}{\tanh^{-1}(\sqrt{3}\sigma)}. \quad (8)$$

This dependence yields $\mathcal{K}_B < \mathcal{K}_U < \mathcal{K}_D$ for fixed σ , see Fig. S2(a) of [70]. $P_\ell(N, \nu/s)$ is very narrow and centered around \mathcal{K}_ℓ when $\nu \gg s$, see Fig. S1(c) of [70]. Hence, upon ignoring DN, Eq. (5) can be crudely approximated using $P_\ell(N, \nu/s) \approx \delta(N - \mathcal{K}_\ell)$, yielding $\phi_\ell \rightarrow \phi_\ell^\infty \approx \exp(-\eta\mathcal{K}_\ell)$: when $\nu/s \gg 1$, high environmental variability ensures self-averaging prior to fixation, leading to $\phi_\ell \approx \phi_\ell^\infty$. According to (8) the values of \mathcal{K}_ℓ for $\ell \in \mathcal{L}'$ are markedly lower than \mathcal{K}_D , especially when σ approaches σ_{\max} . This implies $\phi_{\ell \in \mathcal{L}'}^\infty \gg \phi_D^\infty$, as confirmed by Fig. 2 (b), whose predictions agree well with simulation data. Also, ϕ_ℓ^∞ is generally significantly larger than its static-environment counterpart, see Fig. S3 [70].

Intermediate varying rate (general case). When $\nu \sim s$, we compute ϕ_ℓ using (5). While an analytical approximation can be obtained under D-EN [32, 33, 59, 61], (5) is evaluated numerically under continuous EN by integrating over the PSD obtained from simulation data. We find that (5) efficiently provides an accurate approximation of ϕ_ℓ over a broad range of ν/s for all forms of ℓ -EN, see Fig. S3 of [70]. This approximation agrees well with ϕ_ℓ^0 when $\nu/s \ll 1$ and ϕ_ℓ^∞ when $\nu/s \gg 1$ [70].

Most lab-controlled experiments on fluctuating populations are carried out by probing a discrete set (often binary) of environmental states [11, 55, 56, 58, 74]. Yet, many *in vivo* exogenous factors can take a continuous range of values, and little is known on the joint effects of continuously-varying environmental conditions and DN. We thus analyze the effects of discrete and continuous EN on population dynamics, by systematically comparing ϕ_D under D-noise with $\phi_{B/U}$ under B/U-EN. Keeping K_0 and σ fixed for every ℓ -EN, we have determined the multiplier f_ℓ by which the variance of the D-noise needs to be enhanced ($\sigma \rightarrow f_\ell\sigma$) for ϕ_D to match $\phi_{\ell \in \mathcal{L}'}$, for given ν . In practice, we have generally used (5) to determine f_ℓ by numerically solving $\phi_D(f_\ell\sigma) = \phi_\ell(\sigma)$ over $\sigma \in (0, \sigma_{\max})$ for $\ell \in \mathcal{L}'$ and fixed ν , see Sec. A3 in [70]. As shown in Fig. 2 (c-e), f_ℓ is a nontrivial function of ν and σ , with $f_\ell \geq 1$ reflecting the fact that a higher variance of D-EN is necessary to achieve the same fixation probability as under B/U-EN. For long- and short-correlated EN ($\nu/s \ll 1$ and $\nu/s \gg 1$, respectively) we have used (6) and (8) to determine the multipliers f_ℓ^0 and f_ℓ^∞ analytically. These predictions, shown in Fig. 2 (c,d), agree well with simulation results. For $\sigma \ll 1$, in the limit $\nu \rightarrow 0$, one has $f_U^0 \approx 1 + (\eta K_0 \sigma)^2 / 30$, $f_B^0 \approx 1 + (\eta K_0 \sigma)^2 / 12$, while $f_U^\infty \approx 1 + (2/5)\sigma^2$ and $f_B^\infty \approx 1 + \sigma^2$ when $\nu \gg s$. Remarkably, f_B exhibits a non-monotonic dependence on σ when $\nu/s \ll 1$ and $\nu/s \sim 1$, see Fig. 2 (c,e): the multiplier $f_B(\sigma)$ attains a maximum at σ_f ($0 < \sigma_f < \sigma_{\max}$), while the maximum of f_U occurs at $\sigma_f \approx \sigma_{\max}$. Hence,

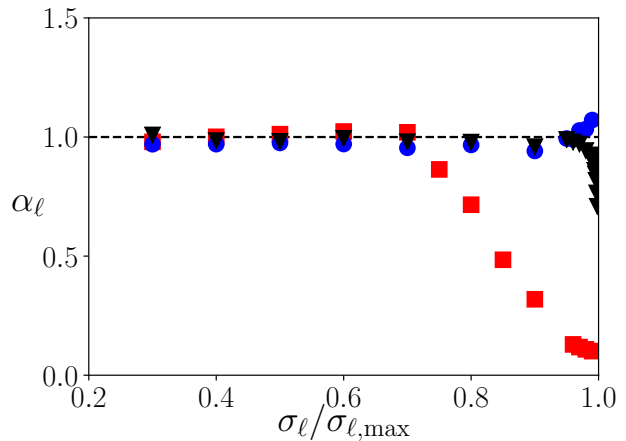


FIG. 3. Exponent α_ℓ of (9) vs. $\sigma_\ell/\sigma_{\ell,\max}$ in the regime $\nu/s \gg 1$. Here $\sigma_{\ell,\max} = 1/\sqrt{3}$ for $\ell \in \mathcal{L}'$ and $\sigma_{\ell,\max} = 1$ for D-EN. Red squares, blue circles and black triangles correspond to (B,D,U)-EN, respectively, and dashed line is an eyeguide showing $\alpha_\ell = 1$. Here $(K_0, s, x_0) = (900, 0.025, 0.5)$, and different values of $\nu \gg s$, with $\nu \in [12s, 4000s]$ [70].

the levelling (stabilising) effect of B-EN on the competition compared to D-EN in the slow/intermediate regimes is maximal for $\sigma \approx \sigma_f$. Conversely, f_ℓ increases with σ when $\nu/s \gg 1$, see Fig. 2 (d,e).

Having shown that continuous EN can drastically enhance the fixation probability compared to binary EN, we have also studied how ϕ_ℓ^∞ is approached when $\nu/s \gg 1$. As ν increases, we find that ϕ_ℓ converges towards ϕ_ℓ^∞ according to the following scaling, illustrated in Fig. 3:

$$\phi_\ell(\nu) \simeq \phi_\ell^\infty \exp[-\mathcal{A}_\ell(s/\nu)^{\alpha_\ell}], \quad (9)$$

where the parameter \mathcal{A}_ℓ depends on K_0, η and σ . In the case of D-EN, we found $\alpha_D \approx 1$ regardless of σ [59]. In the case of continuous EN, $\alpha_{\ell \in \mathcal{L}'} \approx 1$ for small σ , see Sec. A2.3 in [70], yet $\alpha_{\ell \in \mathcal{L}'}$ decreases as $\sigma \rightarrow \sigma_{\max}$, indicating a slower convergence to ϕ_ℓ^∞ with B/U-EN than under D-EN. As shown in Fig. 3, the convergence is particularly slow under B-EN when $\sigma_B \approx \sigma_{\max} = 1/\sqrt{3}$, while the effect is weaker under U-EN. This stems from K_ℓ attaining low values with nonzero probability under continuous EN, yielding a slower convergence of average N to \mathcal{K}_ℓ than under D-EN, see Sec. A.2.2 in [70].

We have studied competition for resources of two strains subject to DN coupled to either binary or continuously-varying EN. Our findings suggest that population dynamics is drastically affected by the form of EN: continuous EN generally *levels the field of competition* and significantly increases the fixation probability of the slower strain S . This finding is rationalized by mapping results of continuous EN onto those from binary EN, see Fig. 2. We have also generalized our analysis to a scenario where S produces a public good. Here, we have shown that cooperative behavior greatly benefits from evolving under continuous EN, as S is typi-

cally more likely to fixate than under binary EN, see Sec. A5 of [70]. Our results, demonstrating that discrete and continuous EN, jointly with DN, can have markedly different effects on how populations compete for resources, pave the way to a better understanding of the influence of such environmental conditions on the evolution of *in vivo* microbial communities.

We are grateful to A.M. Rucklidge for useful discussions. A.T. and M.A. acknowledge support from the Israel Science Foundation Grant No. 531/20. M.A. also acknowledges support from the Humboldt Research Fellowship for Experienced Researchers of the Alexander von Humboldt Foundation. R.W. and M.M. gratefully acknowledge partial support of the EPSRC Ph.D. scholarship EP/N509681/1. M.M. also thankfully acknowledges partial support of the EPSRC Grant No. EP/V014439/1. For the purpose of open access, the authors will apply a CC BY public copyright licence to any Author Accepted Manuscript version arising. Data accessibility: supplementary information, simulation source codes and data are electronically available, see Ref. [70].

* To whom correspondence should be addressed: m.mobilia@leeds.ac.uk, michael.assaf@mail.huji.ac.il

- [1] C. R. Morley, J. A. Trofymow, D. C. Coleman, and C. Cambardella, Effects of freeze-thaw stress on bacterial populations in soil microcosms, *Microbiol. Ecol.* **9**, 329 (1983).
- [2] C. A. Fux, J. W. Costerton, P. S. Stewart, and P. Stoodley, Survival strategies of infectious biofilms, *Trends Microbiol.* **13**, 34 (2005).
- [3] Caporaso et al., Moving pictures of the human microbiome, *Genome Biology* **12**:R50 (2011).
- [4] H. Beaumont, J. Gallie, C. Kost, G. Ferguson, and P. Rainey, Experimental evolution of bet hedging, *Nature* **462**, 90 (2009).
- [5] P. Visco, R. J. Allen, S. N. Majumdar, and M. R. Evans, Switching and Growth for Microbial Populations in Catastrophic Responsive Environments, *Biophys. J.* **98**, 1099 (2010).
- [6] R. M. May, *Stability and complexity in model ecosystems* (Princeton University Press, Princeton, USA, 1973).
- [7] S. Karlin and B. Levikson, Temporal fluctuations in selection intensities: Case of small population size, *T. Pop. Biol.* **6**, 383 (1974).
- [8] P. L. Chesson and R. R. Warner, Environmental Variability Promotes Coexistence in Lottery Competitive Systems, *American Naturalist* **117**, 923 (1981).
- [9] M. Loreau and C. de Mazancourt, Species Synchrony and Its Drivers: Neutral and Nonneutral Community Dynamics in Fluctuating Environments, *American Naturalist* **172**, E49 (2008).
- [10] B. K. Xue and S. Leibler, Bet Hedging against Demographic Fluctuations, *Phys. Rev. Lett.* **119**, 108103 (2017).
- [11] M. Thattai and A. Van Oudenaarden, Stochastic Gene Expression in Fluctuating Environments, *Genetics* **167**, 523 (2004).
- [12] E. Kussell and S. Leibler, Phenotypic Diversity, Population Growth, and Information in Fluctuating Environments, *Science* **309**, 2075 (2005).
- [13] M. Assaf, A. Kamenev and B. Meerson, Population extinction in a time-modulated environment, *Phys. Rev. E.* **78**, 041123 (2008).
- [14] M. Assaf, A. Kamenev and B. Meerson, Population extinction risk in the aftermath of a catastrophic event, *Phys. Rev. E.* **79**, 011127 (2009).
- [15] R. A. Chisholm *et al.*, Temporal variability of forest communities: empirical estimates of population change in 4000 tree species, *Ecology Letters* **17**: 855 (2014).
- [16] D. A. Kessler and N. Shnerb, Neutral-like abundance distributions in the presence of selection in a continuous fitness landscape, *J. Theor. Biol.* **345**, 1 (2014).
- [17] M. Kalyuzhny, R. Kadmon and N. M. Shnerb, A neutral theory with environmental stochasticity explains static and dynamic properties of ecological communities, *Ecology Letters* **18**: 572 (2015).
- [18] M. Assaf, E. Roberts, Z. Luthey-Schulten, and N. Goldenfeld, Extrinsic Noise Driven Phenotype Switching in a Self-Regulating Gene, *Phys. Rev. Lett.* **111**, 058102 (2013).
- [19] Q. He, M. Mobilia, and U. C. Täuber, Spatial rock-paper-scissors models with inhomogeneous reaction rates, *Phys. Rev. E* **82**, 051909 (2010).
- [20] U. Dobramysl, and U. C. Täuber, Environmental Versus Demographic Variability in Two-Species Predator-Prey Models, *Phys. Rev. Lett.* **110**, 048105 (2013).
- [21] M. Assaf, M. Mobilia, and E. Roberts, Cooperation Dilemma in Finite Populations under Fluctuating Environments, *Phys. Rev. Lett.* **111**, 238101 (2013).
- [22] E. Roberts, S. Be'er, C. Bohrer, R. Sharma and M. Assaf, Dynamics of simple gene-network motifs subject to extrinsic fluctuations, *Phys. Rev. E.* **92**, 062717 (2015).
- [23] A. Melbinger and M. Vergassola, The Impact of Environmental Fluctuations on Evolutionary Fitness Functions, *Scientific Reports* **5**, 15211 (2015).
- [24] M. Assaf and B. Meerson, WKB theory of large deviations in stochastic populations, *J. Phys. A: Math and Theo.* **50**, 263001 (2017).
- [25] O. Vilks and M. Assaf, Population extinction under bursty reproduction in a time-modulated environment, *Phys. Rev. E.* **97**, 062114 (2018).
- [26] U. Dobramysl, M. Mobilia, M. Pleimling, and U. C. Täuber, Stochastic population dynamics in spatially extended predator-prey systems, *J. Phys. A: Math. Theor.* **51**, 063001 (2018).
- [27] L. Marrec and A.-F. Bitbol, Resist or perish: Fate of a microbial population subjected to a periodic presence of antimicrobial, *PLoS Comput. Biol.* **16**: e1007798 (2020).
- [28] J. F. Crow and M. Kimura, *An Introduction to Population Genetics Theory* (Blackburn Press, New Jersey, 2009).
- [29] W. J. Ewens, *Mathematical Population Genetics* (Springer, New York, 2004).
- [30] R. A. Blythe and A. J. McKane, Stochastic models of evolution in genetics, ecology and linguistics, *J. Stat. Mech.* **P07018** (2007).
- [31] R. M. Nowak, *Evolutionary Dynamics* (Belknap Press, Cambridge, USA, 2006).
- [32] K. Wienand, E. Frey, and M. Mobilia, Evolution of a Fluctuating Population in a Randomly Switching Envi-

- ronment, *Phys. Rev. Lett* **119**, 158301 (2017).
- [33] K. Wienand, E. Frey, and M. Mobilia, Eco-evolutionary dynamics of a population with randomly switching carrying capacity, *J. R. Soc. Interface* **15**, 20180343 (2018).
- [34] J. Roughgarden, *Theory of Population Genetics and Evolutionary Ecology: An Introduction* (Macmillan, New York, 1979).
- [35] A. Melbinger, J. Cremer, and E. Frey, Evolutionary Game Theory in Growing Populations, *Phys. Rev. Lett.* **105**, 178101 (2010).
- [36] J. Cremer, A. Melbinger, and E. Frey, Evolutionary and population dynamics: A coupled approach, *Phys. Rev. E* **84**, 051921 (2011).
- [37] J. Cremer, A. Melbinger, and E. Frey, Growth dynamics and the evolution of cooperation in microbial populations, *Sci. Rep.* **2**, 281 (2012).
- [38] A. Melbinger, J. Cremer, and E. Frey, The emergence of cooperation from a single mutant during microbial life cycles, *J. R. Soc. Interface* **12**, 20150171 (2015).
- [39] C. S. Gokhale and C. Hauert, Eco-evolutionary dynamics of social dilemmas, *Th. Pop. Biol.* **111**, 28 (2016).
- [40] J. S. Chuang, O. Rivoire, and S. Leibler, Simpson's Paradox in a Synthetic Microbial System, *Science* **323**, 272 (2009).
- [41] L. M. Wahl, P. J. Gerrish, and I. Saika-Voivod, Evaluating the Impact of Population Bottlenecks in Experimental Evolution, *Genetics* **162**, 961 (2002).
- [42] K. Wienand, M. Lechner, F. Becker, H. Jung, and E. Frey, Non-Selective Evolution of Growing Populations, *PLoS one*, 10(8), e0134300 (2015).
- [43] J. Coates, B. R. Park, D. Le, E. Şimşek, W. Chaudhry, and M. Kim, Antibiotic-induced population fluctuations and stochastic clearance of bacteria, *eLife* **7**:e32976 (2018).
- [44] Z. Patwas and L. M. Wahl, Adaptation rates of lytic viruses depend critically on whether host cells survive the bottleneck, *Evolution* **64**, 1166 (2009).
- [45] P. B. Rainey and K. Rainey, Evolution of cooperation and conflict in experimental bacterial populations, *Nature* **425**, 72 (2003).
- [46] M. A. Brockhurst, A. Buckling, and A. Gardner, Cooperation Peaks at Intermediate Disturbance, *Curr. Biol.* **17**, 761 (2007).
- [47] M. A. Brockhurst, Population Bottlenecks Promote Cooperation in Bacterial Biofilms, *PLoS One* **2**, e634 (2007).
- [48] J. Cremer, A. Melbinger, K. Wienand, T. Henriquez, H. Jung, and E. Frey, Cooperation in Microbial Populations: Theory and Experimental Model Systems, e-print: arXiv:1909.11338.
- [49] B. Gaál, J. W. Pitchford, and A. J. Wood, Exact Results for the Evolution of Stochastic Switching in Variable Asymmetric Environments, *Genetics* **184**, 1113 (2010).
- [50] P. Ashcroft, P. M. Altrock, and T. Galla, Fixation in finite populations evolving in fluctuating environments, *J. R. Soc. Interface* **11**, 20140663 (2014).
- [51] M. Danino and N. M. Shnerb, Fixation and absorption in a fluctuating environment, *J. Theor. Biol.* **441**, 84 (2018).
- [52] P. G. Hufton, Y. T. Lin, and T. Galla, Phenotypic switching of populations of cells in a stochastic environment, *J. Stat. Mech. Theory Exp.* **023501** (2018).
- [53] P. G. Hufton, Y. T. Lin, T. Galla, and A. J. McKane, Intrinsic noise in systems with switching environments, *Phys. Rev. E* **93**, 052119 (2016).
- [54] R. West, M. Mobilia, and A. M. Rucklidge, Survival behavior in the cyclic Lotka-Volterra model with a randomly switching reaction rate, *Phys. Rev. E* **97**, 022406 (2018).
- [55] E. Kussell, R. Kishony, N. Q. Balaban, and S. Leibler, Bacterial Persistence: A Model of Survival in Changing Environments, *Genetics* **169**, 1807 (2005).
- [56] M. Acar, J. Mettetal, and A. van Oudenaarden, Stochastic switching as a survival strategy in fluctuating environments, *Nature Genetics* **40**, 471 (2008).
- [57] A. Kamenev, B. Meerson, and B. Shklovskii, How Colored Environmental Noise Affects Population Extinction, *Phys. Rev. Lett.* **101**, 268103 (2008).
- [58] N. Q. Balaban, J. Merrin, R. Chait, L. Kowalik, and S. Leibler, Bacterial Persistence as a Phenotypic Switch, *Science* **305**, 1622 (2004).
- [59] A. Taitelbaum, R. West, M. Assaf, and M. Mobilia, Population Dynamics in a Changing Environment: Random versus Periodic Switching, *Phys. Rev. Lett* **125**, 048105 (2020).
- [60] S. Shibasaki, M. Mobilia, and S. Mitri, Exclusion of the fittest predicts microbial community diversity in fluctuating environments, *J. R. Soc. Interface* **18**, 20210613 (2021).
- [61] R. West and M. Mobilia, Fixation properties of rock-paper-scissors games in fluctuating populations, *J. Theor. Biol.* **491**, 110135 (2020).
- [62] R. Cavicchioli, W. J. Ripple, K. N. Timmis, *et al.*, Scientists' warning to humanity: microorganisms and climate change, *Nat. Rev. Microbiol.* **17**, 569 (2019).
- [63] J. Nguyen, J. Lara-Gutiérrez, and R. Stocker, Environmental fluctuations and their effects on microbial communities, populations and individuals, *FEMS Microbiology Reviews*, **45**, fuaa068 (2021).
- [64] J. R. Bernhardt, J. M. Sunday, and M. I. O'Connor, Metabolic Theory and the Temperature-Size Rule Explain the Temperature Dependence of Population Carrying Capacity, *Am. Nat.* **192**, 687 (2018).
- [65] V. M. Savage, J. E. Gillooly, J. H. Brown, G. B. West, and E. L. Charnov, Effects of Body Size and Temperature on Population Growth, *Am. Nat.* **163**, 429 (2004).
- [66] B. Descamps-Julien and A. Gonzalez, Stable coexistence in a fluctuating environment: an experimental demonstration, *Ecology* **86**, 2815 (2005).
- [67] C. W. Gardiner, *Handbook of Stochastic Methods* (Springer, New York, 2002).
- [68] W. Horsthemke and R. Lefever, *Noise-Induced Transitions* (Springer, Berlin, 2006).
- [69] I. Bena, Dichotomous noise: exact results for out-of-equilibrium systems, *Int. J. Mod. Phys. B* **20**, 2825 (2006).
- [70] See Supplemental Material (SM) at **TBC** for details about the EN statistics, simulations, the PSD, mean fixation time, and the case of a public good scenario. The SM includes Refs. [75–79], and is also available at <https://doi.org/10.6084/m9.figshare.21603480.v1> alongside simulation source codes and data.
- [71] There is a third timescale, which is exponential in $K_0 \gg 1$, and corresponds to the extinction of the entire population. Notably, in Sec. A5 of [70] we consider a public good scenario involving only the last two timescales.
- [72] T. Antal and I. Scheuring, Fixation of Strategies for an Evolutionary Game in Finite Populations, *Bull. Math. Biol.* **68**, 1923 (2006).
- [73] M. H. A. Davis, Piecewise-Deterministic Markov Pro-

- cesses: A General Class of Non-Diffusion Stochastic Models, *J. R. Stat. Soc. B* **46**, 353 (1984).
- [74] F. Abdul-Rahman, D. Tranchina, and D. Gresham, Fluctuating Environments Maintain Genetic Diversity through Neutral Fitness Effects and Balancing Selection, *Molecular Biology and Evolution*, msab173 (2021).
- [75] D. T. Gillespie, A general method for numerically simulating the stochastic time evolution of coupled chemical reactions, *J. Comput. Phys.* **22**, 403 (1976)
- [76] D.F. Anderson, A modified next reaction method for simulating chemical systems with time dependent propensities and delays, *J. Chem. Phys.* **127**, 214107 (2007)
- [77] E. Robert, S. Be'er, C. Bohrer, R. Sharma and M. Asaf, Dynamics of simple gene-network motifs subject to extrinsic fluctuations, *Phys. Rev. E* **92** 062717 (2015).
- [78] D. T. Gillespie, Approximate accelerated stochastic simulation of chemically reacting systems, *J. Chem. Phys.* **115**, 1716 (2001).
- [79] E. Berrios-Caró and T. Galla, Beyond the adiabatic limit in systems with fast environments: A τ -leaping algorithm, *Phys. Rev. E* **104**, 014122, (2021).
- [80] For U-EN we got a similar expression as Eq. (A21), but with a subleading pre-factor of 3/4 instead 1/2 in the exponent. This small difference is due to the fact that U-EN can not be approximated by a Gaussian distribution, even for very small standard deviation.

Supplemental Material

In this Supplemental Material, we provide some further technical details and supplementary information in support of the results discussed in the main text. We also provide additional information concerning the different forms of EN, the population size distribution, the model and simulation methods, the mean fixation time, and the generalization of the model to a public good scenario.

In what follows, unless stated otherwise, the notation is the same as in the main text. Equation (n) and Figure n refer respectively Equation (n) and Figure n of the main text. Reference [n] is the item [n] of the main text's bibliography. (An) and S_n refer to the equation/figure n of this Supplemental Material, respectively.

An e-print of the main text is available at **TBC**.

Data accessibility: supplementary information, simulations source codes and data are electronically available at <https://doi.org/10.6084/m9.figshare.21603480.v1>

A1. DIFFERENT FORMS OF ENVIRONMENTAL NOISE

For the sake of concreteness and simplicity, our discussion in the main text focuses mostly on three types of environmental noise (EN) with symmetric probability density functions (PDFs). Here, we review the main properties of the EN that we have considered in this work.

A1.1 Discrete EN

As a paradigmatic example of discrete EN, we have considered the symmetric *dichotomous* ($\ell = D$) noise, or D-EN, ξ_D which has been extensively used in the literature, see, *e.g.*, [68,69] to model a binary switching environment, see, *e.g.*, Refs. [32,33,59,60]. Here, $\xi_D \in \{-\sigma_D, \sigma_D\}$ is a colored bounded noise whose stationary PDF is $p^*(\xi_D) = \frac{1}{2} \delta(\xi_D - \sigma_D) + \frac{1}{2} \delta(\xi_D + \sigma_D)$, where $\delta(\cdot)$ denotes the Dirac delta function. The mean, variance and autocorrelation function of the D-noise at stationarity are therefore

$$\begin{aligned} \langle \xi_D \rangle &\equiv \int_{-\infty}^{\infty} \xi_D p^*(\xi_D) d\xi_D = 0, \\ \text{var}_D &\equiv \langle \xi_D^2 \rangle - \langle \xi_D \rangle^2 = \sigma_D^2, \\ \langle \xi_D(t) \xi_D(t') \rangle - \langle \xi_D(t) \rangle \langle \xi_D(t') \rangle &= \sigma_D^2 e^{-\nu|t-t'|}. \end{aligned} \tag{A1}$$

The properties of D-EN can readily be generalized to the case of asymmetric switching, see, *e.g.*, Refs. [59,68,69].

A1.2 Continuous EN

We have considered two paradigmatic examples of continuous EN, ξ_ℓ with $\ell \in \mathcal{L}' = \{B, U\}$, corresponding to beta and uniform EN, respectively. Both the beta and uniform distributions are used in a wide variety of scientific disciplines and are suitable to describe the behavior of random variables of finite interval length with zero and finite lower bounds, respectively. Below we outline the derivation of the diffusive term \mathcal{B}_ℓ given by Eq.(4) in the main text, and then review the main statistical properties of ξ_ℓ and those of the carrying capacity K_ℓ .

A1.2.1 Derivation of the diffusion term \mathcal{B}_ℓ and the stationary PDF

The continuous noise ξ_ℓ is generally defined by Eq. (3) in the main text on the domain $[c_\ell, d_\ell]$, and the stationary PDF is therefore the solution of

$$0 = \left[\nu \xi_\ell + \frac{1}{2} \frac{\partial}{\partial \xi_\ell} \mathcal{B}_\ell \right] p^*(\xi_\ell), \tag{A2}$$

which ensures that the current of probability vanishes at $\xi_\ell = c_\ell, d_\ell$ [28,29,67].

In order to derive the diffusion term corresponding to a specified stationary PDF $p^*(\xi_\ell)$, we integrate (A2) and get the following closed expression satisfied by \mathcal{B}_ℓ :

$$\mathcal{B}_\ell(\xi_\ell) = \mathcal{B}_\ell(c_\ell) - 2\nu \frac{\int_{c_\ell}^{\xi_\ell} \xi_\ell p^*(\xi_\ell) d\xi_\ell}{p^*(\xi_\ell)}. \quad (\text{A3})$$

Clearly $\mathcal{B}_\ell(c_\ell) = \mathcal{B}_\ell(d_\ell)$ if the stationary average of ξ_ℓ vanishes, i.e. $\langle \xi_\ell \rangle \equiv \int_{c_\ell}^{d_\ell} \xi_\ell p^*(\xi_\ell) d\xi_\ell = 0$. This is the case here since we focus on symmetric EN. Moreover, we choose the domain $[c_\ell, d_\ell]$ to be symmetric, $d_\ell = -c_\ell$, and such that $\mathcal{B}_\ell(c_\ell) = \mathcal{B}_\ell(d_\ell) = \mathcal{B}_\ell(-c_\ell) = 0$, which ensures that the diffusion term vanishes at the boundaries $\xi_\ell = c_\ell, d_\ell$. Hence, the diffusion term \mathcal{B}_ℓ for the $\ell \in \{\text{U}, \text{B}\}$ -EN considered in the main text is

$$\mathcal{B}_\ell(\xi_\ell) = -2\nu \frac{\int_{c_\ell}^{\xi_\ell} \xi_\ell p^*(\xi_\ell) d\xi_\ell}{p^*(\xi_\ell)} \quad (\text{A4})$$

for $\ell \in \{\text{B}, \text{U}\}$. The explicit expressions of \mathcal{B}_B and \mathcal{B}_U are given by Eq. (4) in the main text.

The complementary equation to (A3) giving the expression of the stationary PDF $p^*(\xi_\ell)$ in terms of \mathcal{B}_ℓ , is obtained by solving Eq. (A2)

$$p^*(\xi_\ell) = \frac{\mathcal{N}}{\mathcal{B}_\ell(\xi_\ell)} \exp\left(-2\nu \int_{c_\ell}^{\xi_\ell} \frac{\xi_\ell}{\mathcal{B}_\ell(\xi_\ell)} d\xi_\ell\right), \quad (\text{A5})$$

with the normalization

$$\mathcal{N}^{-1} \equiv \int_{c_\ell}^{d_\ell} \frac{d\xi_\ell}{\mathcal{B}_\ell(\xi_\ell)} \exp\left(-2\nu \int_{c_\ell}^{\xi_\ell} \frac{\xi_\ell}{\mathcal{B}_\ell(\xi_\ell)} d\xi_\ell\right).$$

A1.2.2 Properties of the different forms of continuous EN

We now review the main properties of the stationary continuous EN in the case of beta and uniform noise. Since the varying carrying capacity is here given by Eq.(2):

$$K_\ell(t) = K_0[1 + \xi_\ell(t)], \quad (\text{A6})$$

we readily obtain the stationary PDF of the time-varying carrying capacity:

$$\mathcal{P}(K_\ell) \equiv \frac{1}{K_0} p^*\left(\frac{K_\ell}{K_0} - 1\right), \quad (\text{A7})$$

whose support is $\mathcal{S}_\ell = [K_0(1 + c_\ell), K_0(1 + d_\ell)] = [K_0(1 - d_\ell), K_0(1 + d_\ell)]$.

We can now consider explicitly the different forms of continuous EN used in this work:

- Symmetric beta noise ($\ell = \text{B}$, B-EN): we have considered the single-parameter ($\beta > 1$) colored symmetric continuous noise ξ_B whose stationary PDF is the beta distribution obtained from Eqs. (A2) and (4) of the main text, with $c_\text{B} = -1$ and $d_\text{B} = 1$, which yields $p^*(\xi_\text{B}) = [2^{1-2\beta}/B(\beta, \beta)] (1 + \xi)^\beta (1 - \xi)^\beta$, where $B(\beta, \beta) \equiv \int_0^1 t^{\beta-1} (1-t)^{\beta-1} dt$ is the usual beta function.

We thus find the moments of ξ_B :

$$\begin{aligned} \langle \xi_\text{B} \rangle &\equiv \int_{-1}^1 \xi_\text{B} p^*(\xi_\text{B}) d\xi_\text{B} = 0, \\ \text{var}_\text{B} &\equiv \langle \xi_\text{B}^2 \rangle - \langle \xi_\text{B} \rangle^2 = \sigma_\text{B}^2 = 1/(2\beta + 1) < \sigma_\text{max}^2, \quad \text{where } \sigma_\text{max} \equiv 1/\sqrt{3}. \end{aligned} \quad (\text{A8})$$

- Symmetric uniform noise ($\ell = \text{U}$, U-EN): we have also considered the single-parameter ($0 < \sigma_\text{U} < \sigma_\text{max}$) symmetric continuous noise ξ_U whose stationary PDF is the uniform distribution obtained from Eqs. (A2) and (4) of the main text, with $c_\text{U} = -\sqrt{3}\sigma_\text{U}$ and $d_\text{U} = \sqrt{3}\sigma_\text{U}$, which yields $p^*(\xi_\text{U}) = 1/(2\sqrt{3}\sigma_\text{U})$.

We thus find the moments of ξ_U :

$$\begin{aligned} \langle \xi_U \rangle &\equiv \int_{-\sqrt{3}\sigma_U}^{\sqrt{3}\sigma_U} \xi_U p^*(\xi_U) d\xi_U = 0, \\ \text{var}_U &\equiv \langle \xi_U^2 \rangle - \langle \xi_U \rangle^2 = \sigma_U^2 < \sigma_{\max}^2. \end{aligned} \quad (\text{A9})$$

Note that in order to ensure that $K_U > 0$, we require $c_U > -1$ and thus $\sigma_U < \sigma_{\max}$.

In addition to the beta and uniform noise, we can consider other examples of continuous EN. A notable example is the Ornstein-Uhlenbeck ($\ell = \text{OU}$) noise with Gaussian statistics. In fact, since OU noise is unbounded, one must consider a version of this noise with a truncated range to ensure that carrying capacity never becomes negative. Yet, the OU truncation yields cumbersome expressions for the noise moments, and more importantly, it is found to lead to results that are highly sensitive to the details of the truncation procedure at $K_{\text{OU}} \rightarrow 0$. In light of these considerations, we have chosen not to use further the OU-EN in this study.

Notably, we have checked that our main results here and in the main text also hold for different forms of *asymmetric EN*, like asymmetric dichotomous noise and EN obeying an asymmetric Gamma distribution (Gamma EN). In particular, we have confirmed that for Gamma EN a similar scaling behavior reported in Fig. 3 of the main text (for B-EN), with a decreasing exponent occurs, when σ is increased, see details in the main text.

A2. POPULATION SIZE DISTRIBUTION

The population size distribution (PSD) plays a key role in this work as, e.g., it enters into Eq. (5) of the main text. To appreciate the fundamental differences in modelling population dynamics subject to discrete or continuous stationary EN, it is useful to consider first the master equation (ME) for the PSD, $P(N, t)|_{K_0}$, in a *static* environment with a constant carrying capacity $K \equiv K_0$. For the birth-death process associated with the rates $T_{S/F}^+ = (f_{S/F}/\bar{f}) N_{S/F}$ and $T_{S/F}^- = (N/K_0) N_{S/F}$, and with $N = N_S + N_F$, $T_S^+ + T_F^+ = N$ and $T_S^- + T_F^- = N^2/K_0$, the ME reads

$$\left. \frac{\partial P(N, t)}{\partial t} \right|_{K_0} = (\mathbb{E}_N^- - 1)[NP(N, t)|_{K_0}] + \frac{(\mathbb{E}_N^+ - 1)}{K_0} [N^2 P(N, t)|_{K_0}], \quad (\text{A10})$$

where \mathbb{E}_N^\pm are shift operators such that $\mathbb{E}_N^\pm f(N, t) = f(N \pm 1, t)$ for any suitable $f(N, t)$. The long-lived PSD of this single-variate ME is found by setting $\dot{P}(N, t)|_{K_0} = 0$ in (A10) and by imposing a reflecting boundary condition (BC) at $N = 1$, yielding $P(N)|_{K_0} \simeq \frac{K_0}{N} \frac{K_0^N e^{-K_0}}{N!}$ when $K_0 \gg 1$ [59].

A2.1 Properties of $P_\ell(N, \nu)$ and mean population size $\langle N \rangle_\ell$ in a changing environment

In a changing environment, the carrying capacity varies according to Eq. (2) of the main text, where ξ_ℓ denotes the EN that can be either discrete ($\ell = \text{D}$) or continuous ($\ell \in \{\text{B}, \text{U}\}$). The PSD, $P(N, \xi_\ell, t)$ thus obeys (A10), with $K_0 \rightarrow K_\ell(t)$ given by Eq. (2) of the main text, which results in a coupling of the ME with the EN dynamics.

When EN is discrete, this coupling yields a multivariate ME. In the case of symmetric dichotomous noise $\xi_D \in \{-\sigma_D, \sigma_D\}$ which switches, according to $\xi_D \rightarrow -\xi_D$, at rate $\nu/2$, the resulting ME is

$$\frac{\partial P(N, \xi_D, t)}{\partial t} = (\mathbb{E}_N^- - 1)[NP(N, \xi_D, t)] + \frac{(\mathbb{E}_N^+ - 1)}{K_0[1 + \xi_D(t)]} [N^2 P(N, \xi_D, t)] + \frac{\nu}{2} [P(N, -\xi_D, t) - P(N, \xi_D, t)], \quad (\text{A11})$$

where the last line encodes binary environmental switching at rate $\nu/2$. The dynamics underpinned by this ME can be simulated *exactly* with the standard Gillespie algorithm [75] or a variant of it [76], see Sec. A.3. Similar multivariate MEs can be obtained for more general forms of discrete noise, e.g. asymmetric binary switching [59] or random switching in a randomly cyclic changing environment [60]. In the case of dichotomous noise, the birth-death process described by (A11) can be aptly approximated by a suitable *piecewise deterministic process* (PDMP) [73]. In the realm of the PDMP, which ignores entirely demographic noise (DN), the (marginal) PSD, here denoted by $P_D(N, \nu) = \sum_{\xi_D = \pm \sigma_D} P(N, \xi_D)$, is approximated by [32,33,59]

$$P_D(N, \nu) \simeq P_D^{\text{PDMP}}(N, \nu) \propto \frac{1}{N^2} \left[\frac{((1 + \sigma_D)K_0 - N)(N - (1 - \sigma_D)K_0)}{N^2} \right]^{\frac{\nu}{2} - 1}, \quad (\text{A12})$$

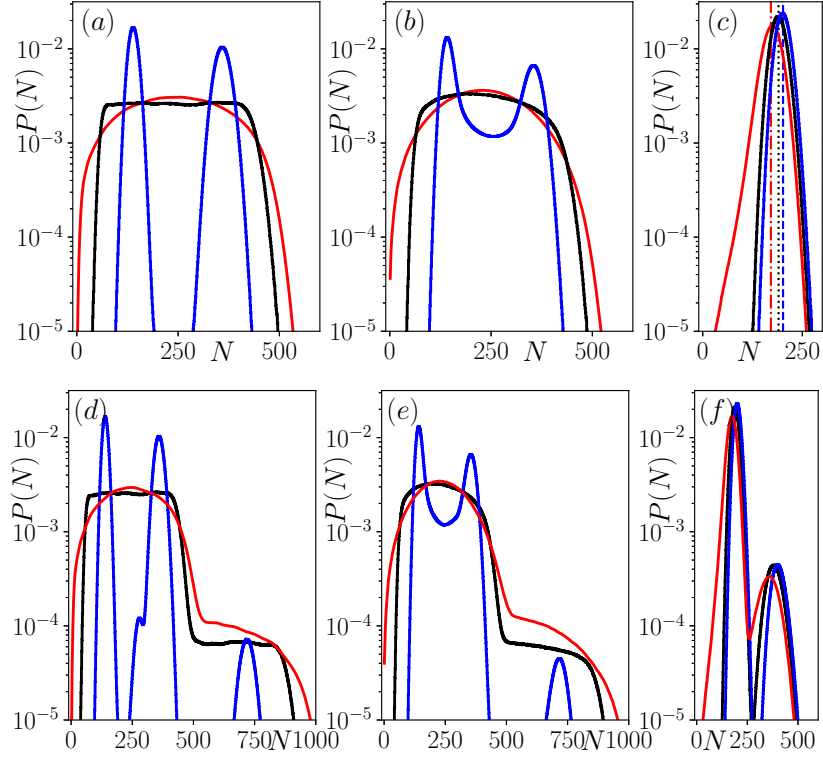


FIG. S1. Histograms of the quasi-stationary PSD $P_\ell(N, \nu)$ for $\ell = B$ (beta EN, red / gray), $\ell = U$ (uniform EN, black) and $\ell = D$ (dichotomous EN, blue / dark gray) EN, with $\nu = (10^{-3}, 10^{-0.5}, 10^2)$ in (a,d), (b,e), (c,f) respectively and $b = 0$ in (a,b,c) and $b = 1$ in (d,e,f), see Sec. A5. To ensure that PSD is at quasi-stationarity, we have sampled the realizations after $t_0 = 16/s$. Other parameters are $(K_0, \sigma_\ell = \sigma, s, x_0) = (250, 0.44, 0.02, 0.5)$. When $b = 0$, all forms of noise lead to unimodal distributions when ν is large, but have different forms at small and intermediate ν : P_D is dual peaked, P_B is unimodal, while P_U has a flat shape for small ν that becomes unimodal for intermediate and larger ν . This, in turn, leads to different functional forms when $b > 0$: P_D can have 2, 3 or 4 peaks (depending on b and ν , see [32,33]), P_B is unimodal with a “shoulder” at low and intermediate ν (d,e) and bimodal for large ν (f), while P_U has a two-step shape for small ν (d), transformed into two asymmetric “shoulders” at intermediate ν (e) that become two sharp peaks at large ν (f).

where we have omitted the normalization constant. Equation (A12) provides a good approximation of the PSD when $K_0 \gg 1$ and $\nu \ll K_0$, i.e., when EN dominates over DN, and allows for an accurate approximation of ϕ_D using Eq. (5) of the main text.

When EN is continuous, the ME (A11) with ξ_D substituted by ξ_ℓ , is coupled with the stochastic differential equation (SDE) (3) of the main text (interpreted as Itô SDE [67]). The *discrete* birth-death dynamics is hence coupled to ξ_ℓ that varies continuously with a correlation time $1/\nu$. In this way, the coupled process does not admit a unique interpretation and is therefore generally non-Markovian.

In order to work with only discrete random variables, and to restore the Markov property, we interpret the coupling of (1)-(3) by using the well-known relationship between Itô SDEs and the continuous limit of ME (assuming a large carrying capacity) resulting in a *fictitious birth-death process*, that is a discrete counterpart of the SDE (3) of the main text [77]. The ME for the long-time PSD $P(N, K_\ell, t)$ is given by:

$$\begin{aligned} \frac{\partial P(N, K_\ell, t)}{\partial t} &= (\mathbb{E}_N^- - 1)[NP(N, K_\ell, t)] + \frac{(\mathbb{E}_N^+ - 1)}{K_\ell(t)} [N^2 P(N, K_\ell, t)] \\ &+ (\mathbb{E}_{K_\ell}^- - 1) \left\{ \frac{1}{2} [K_0^2 \mathcal{B}_\ell - \nu(K_\ell - K_0)] P(N, K_\ell, t) \right\} + (\mathbb{E}_{K_\ell}^+ - 1) \left\{ \frac{1}{2} [K_0^2 \mathcal{B}_\ell + \nu(K_\ell - K_0)] P(N, K_\ell, t) \right\}, \end{aligned} \quad (\text{A13})$$

where \mathcal{B}_ℓ , given by (4) and (A4), is evaluated at $\xi_\ell = \frac{K_\ell}{K_0} - 1$, and $\mathbb{E}_{K_\ell}^\pm$ are shift operators acting on the carrying capacity K_ℓ such that $\mathbb{E}_{K_\ell}^\pm f(N, K_\ell, t) = f(N, K_\ell \pm 1, t)$ for any suitable function $f(N, K_\ell, t)$ of N and K_ℓ (similarly, \mathbb{E}_N^\pm are shift operators acting on N). In a suitable continuous limit, the environmental dynamics is then described by the SDE (3) while the evolutionary dynamics is encoded in the Fokker-Planck equation associated to the continuous

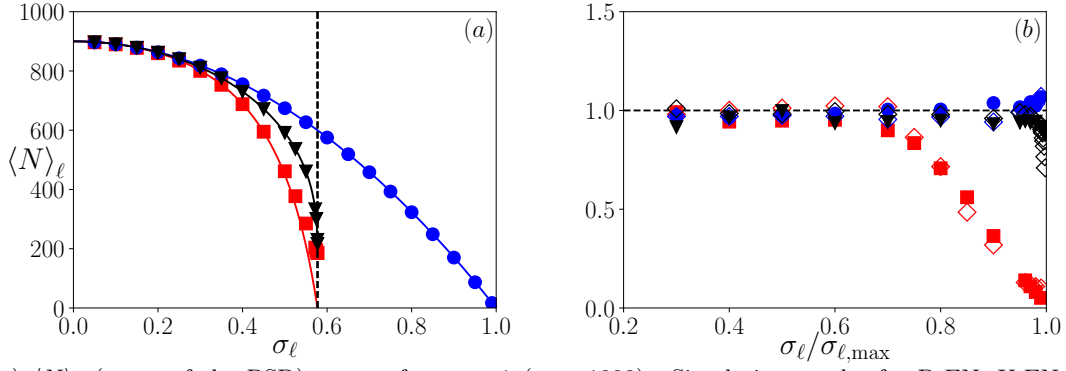


FIG. S2. (a) $\langle N \rangle_\ell$ (mean of the PSD) vs. σ_ℓ for $\nu \gg 1$ ($\nu = 1000$). Simulation results for D-EN, U-EN, and B-EN are represented by blue circles, black triangles and red squares respectively. Solid lines show \mathcal{K}_D (blue), \mathcal{K}_U (black) and \mathcal{K}_B (red) given by Eq.(8) in the main text. Black dashed line show the value of $\sigma_{\ell,\max} = 1/\sqrt{3}$ for the continuous EN. (b) Exponents θ_ℓ of (s/ν) for $\ln(\langle N \rangle_\ell / \lim_{\nu \rightarrow \infty} \langle N \rangle_\ell)$ and α_ℓ of (s/ν) for $\ln(\phi_\ell / \phi_\ell^\infty)$ vs. $\sigma_\ell / \sigma_{\ell,\max}$ in the regime of high varying rate ν . Here, θ_ℓ and α_ℓ are respectively represented by full markers and hollow diamonds markers, and have been obtained for different values of ν (with $\nu/s \gg 1$), as in Fig. 3. Note that $\sigma_{\ell,\max} = 1$ for D-EN. We find the exponents $\theta_D \approx \alpha_D \approx 1$ for D-noise at all $0 < \sigma_D < 1$. For B- and U-EN the exponents still (approximately) coincide, $\theta_B \approx \alpha_B$ and $\theta_U \approx \alpha_U$, but are approximately equal to 1 only when $\sigma_\ell \ll \sigma_{\ell,\max}$, while they are less than 1 as σ_ℓ approaches $\sigma_{\ell,\max}$. Parameters are $(K_0, s, x_0) = (900, 0.025, 0.5)$.

limit (diffusion approximation) of the first line of (A13). Here, the marginal PSD in the presence of continuous EN is then $P_\ell(N, \nu) = \int_{K_0(1+c_\ell)}^{K_0(1+d_\ell)} P(N, K_\ell) dK_\ell$. Analytical progress is possible in the limits $\nu \rightarrow 0$ (adiabatic noise), and $\nu \rightarrow \infty$ (short-correlated noise), see main text and Sec. A3 for the practical simulation of this process.

General properties of the system, like fixation probability and mean extinction time, depend greatly on the statistics of $P_\ell(N, \nu)$. The similarities and differences between these properties under the influence of different types of EN can in part be explained by the properties of $P_\ell(N, \nu)$.

The PSD under D-noise has been studied in Refs. [32,33,59] where it was shown to be characterized by a noise-induced transition arising at $\nu = 2$: $P_D(N, \nu)$ moves from being bimodal ($\nu < 2$) to unimodal ($\nu > 2$) as ν is increased, and is generally well approximated by (A12) [32,33,59-61]. In stark contrast, $P_B(N, \nu)$ and $P_U(N, \nu)$ undergo *no noise-induced transition* when ν varies: as illustrated in Fig. S1(a,b,c), these continuous noise PSD are essentially unimodal (or flat) *for all values of ν* . In fact, when $\nu \ll 1$, the PSD follows the variations of $K_\ell(t)$ and hence $P_\ell(N, 0) \approx \mathcal{P}(K_\ell)$, given by Eq. (A7), which is bimodal for D-EN, unimodal for B-EN, and flat for U-EN, as reported in S1(a). When $1 \ll \nu \lesssim K_0$, the effect of EN dominates over DN, and the PSD is unimodal, see Fig. S1(c), with $N \approx \mathcal{K}_\ell$ when $\sigma_\ell \ll 1$ and not too close to σ_{\max} [\mathcal{K}_ℓ is given by Eq. (8) in the main text, see also below]. For intermediate values of ν , when ν is increased, P_D morphs from being bimodal to gradually becoming unimodal, while P_B and P_U globally retain their shapes that become slightly narrower, compare Figs. S1(a,b). Notably, a more complex picture for the PSD emerges in a scenario with public good production by the S strain, see Sec. A5 and Fig. S1(d-f).

In Fig. S2(a), we show the long-time population size average given by

$$\langle N \rangle_\ell \equiv \int_0^\infty N P_\ell(N, \nu) dN, \quad (\text{A14})$$

as a function of σ_ℓ in the regime of high varying rate ($\nu \gg 1$). We find that $\langle N \rangle_\ell$ essentially coincides with \mathcal{K}_ℓ as long as σ_ℓ is not too close to $\sigma_{\ell,\max}$; here $\sigma_{\ell,\max} = 1/\sqrt{3}$ for $\ell = B, U$, and $\sigma_{\ell,\max} = 1$ for $\ell = D$. Deviations arise when σ_ℓ approaches $\sigma_{\ell,\max}$, which are particularly visible for B-EN. We have found that these deviations can be captured by realizing that in regime of high varying rate, as σ_ℓ approaches $\sigma_{\ell,\max}$, the mean population size scales as $\langle N \rangle_\ell \sim \mathcal{K}_\ell e^{(s/\nu)\theta_\ell}$. The dependence of θ_ℓ on σ_ℓ is shown in Fig. S2(b), where it is found to match the dependence of the exponent α_ℓ defined by Eq. (9) in the main text, and governing the convergence of $\phi_\ell \rightarrow \phi_\ell^\infty$, as illustrated by Fig. 3. This can be explained by the fact that the convergence $\phi_\ell \rightarrow \phi_\ell^\infty$ is highly dependent on the mean of N that can vary greatly for continuous EN when their variance approaches $\sigma_{\ell,\max}$. This suggests $\phi_\ell \approx \exp(-s\langle N \rangle_\ell)$ when $\nu/s \gg 1$. With the scaling of Eq. (9), this leads to the results reported in Figs. 3 and S2(b) with $\alpha_\ell \approx \theta_\ell$.

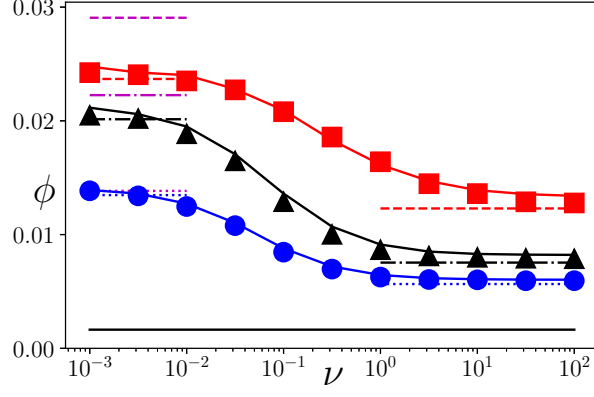


FIG. S3. S -fixation probability ϕ_ℓ under ℓ -EN vs. ν over many decades. Symbols are from simulation data (with the fictitious chemical reaction method, see Sec. A3), and solid lines (red / gray: $\ell = B$, black: $\ell = U$, blue / dark gray: $\ell = D$) are from numerical evaluation of Eq. (5) of the main text using histograms obtained from simulation data (see Fig. S1 and Sec. A3). Dashed ($\ell = B$), dashed-dotted ($\ell = U$) and dotted ($\ell = D$) lines show $\phi_\ell^{(0,\infty)}$. ϕ_ℓ^0 is obtained from the numerical evaluation of Eq. (5) using analytical results for P_ℓ under low ν (red/black/blue lines) and Eq. (6) (magenta lines), while ϕ_ℓ^∞ is given by Eq. (8), using $\phi_\ell^\infty \approx \exp(-\eta\mathcal{K}_\ell)$. For all ℓ -EN, simulation data and predictions of Eq. (5) are in good agreement with ϕ_ℓ^∞ when $\nu/s \gg 1$, and with ϕ_ℓ^0 when $\nu/s \ll 1$. The black solid horizontal line shows $\phi(K_0, s, x_0)$, the S fixation probability in a static environment. Clearly $\phi_\ell(\nu) \gg \phi(K_0, s, x_0)$ over then entire range of ν for $\ell \in \{B, D, U\}$, and $\phi_B(\nu) > \phi_U(\nu) > \phi_D(\nu)$. Parameters are: $(K_0, \sigma_\ell = \sigma, s, x_0) = (250, 0.44, 0.05, 0.5)$.

A2.2 Derivation of \mathcal{K}_ℓ

Since \mathcal{K}_ℓ plays an important role in our analysis when $\nu \gg 1$, it is useful to outline its derivation. When the population size is large and $\nu \gg 1$, the stochastic logistic equation $\frac{d}{dt}N(t) = N(t)(1 - N(t)/K_\ell(t))$ is well described by replacing $1/K_\ell(t)$ by its average over the stationary EN probability density, $\langle 1/K_\ell(t) \rangle$. This stems from the self averaging of EN, resulting from the many switches occurring prior N settles in its PSD [32,33,59], yielding

$$\frac{d}{dt}N(t) = N(t) \left(1 - N(t) \left\langle \frac{1}{K_\ell(t)} \right\rangle \right) \equiv N(t) \left(1 - \frac{N(t)}{\mathcal{K}_\ell} \right), \quad (\text{A15})$$

where, with (A6), we have

$$\frac{1}{\mathcal{K}_\ell} \equiv \left\langle \frac{1}{K_\ell(t)} \right\rangle = \frac{1}{K_0} \left\langle \frac{1}{1 + \xi_\ell(t)} \right\rangle \equiv \frac{1}{K_0} \int_{-d_\ell}^{d_\ell} \frac{p^*(\xi_\ell)}{1 + \xi_\ell} d\xi_\ell. \quad (\text{A16})$$

\mathcal{K}_ℓ can thus be computed directly from $p^*(\xi_\ell)$ given in Sec. A1.2, yielding the expressions given by Eq.(8) in the main text. As an example, we consider the case of symmetric dichotomous noise ($\ell = D$): at stationarity, $\xi_D = \pm\sigma_D$ with probability 1/2, and (A16) thus boils down to: $\mathcal{K}_D^{-1} = (1/2)K_0^{-1} [(1 + \sigma_D)^{-1} + (1 - \sigma_D)^{-1}] = [K_0(1 - \sigma_D^2)]^{-1}$. Hence, for symmetric D-EN, we obtain $\mathcal{K}_D = K_0(1 - \sigma_D^2)$, which is the harmonic mean of $K_0(1 - \sigma_D)$ and $K_0(1 + \sigma_D)$, the two possible values of K_D [32,33]. In Eq.(8), we report the expressions \mathcal{K}_ℓ that are such that $\mathcal{K}_B \leq \mathcal{K}_U \leq \mathcal{K}_D$, see Figs. S1(c) and S2(a). Since $\phi_\ell^\infty \approx \exp(-s\mathcal{K}_\ell)$ when $\nu/s \gg 1$, this readily yields $\phi_B^\infty \geq \phi_U^\infty \geq \phi_D^\infty$ in the regime of high varying rate, as confirmed in Fig. S3. This figure also and corroborates the results reported in the main text according to which $\phi_B(\nu) \geq \phi_U(\nu) \geq \phi_D(\nu) \gg \phi(K_0, s, x_0)$.

A2.3 WKB approximation

In this section, we calculate the PDF of N , and the fixation probability ϕ_ℓ of the slow growers in the regime of high varying rate ($\nu/s \gg 1$) using the WKB approximation. While we demonstrate our method with the beta-distributed EN (B-EN), it can be shown that our results are generic, and can be generalized to any EN distribution whose statistics about the mean can be well approximated by a suitable Gaussian (in the regime of short-correlated EN), which requires the variance σ_ℓ^2 not to be too large compared to the mean.

Using the WKB ansatz $P \simeq \exp(-K_0 S)$ in Eq. (A13), we arrive at a Hamilton-Jacobi equation with Hamiltonian:

$$H = \rho(e^{p\rho} - 1) + \frac{\rho^2}{1 + \xi} (e^{-p\rho} - 1) + \frac{1}{2} (K_0 \mathcal{B}_\ell - \nu \xi) (e^{p\xi} - 1) + \frac{1}{2} (K_0 \mathcal{B}_\ell + \nu \xi) (e^{-p\xi} - 1), \quad (\text{A17})$$

where $\rho = N/K_0$, S is the action, and $p_\rho = \partial S/\partial \xi$ and $p_\xi = \partial S/\partial \xi$ are the momenta. Assuming $p_\xi \ll 1$ and taking \mathcal{B}_B from Eq. (4) one gets the following Hamiltonian:

$$H = \rho(e^{p_\rho} - 1) + \frac{\rho^2}{1 + \xi} (e^{-p_\rho} - 1) - \nu \xi p_\xi + \frac{K_0 \nu}{2\beta} (1 - \xi^2) p_\xi^2. \quad (\text{A18})$$

In the fast-varying limit we can assume that the noise instantaneously equilibrates to a ρ - and p_ρ -dependent value, such that $\dot{\xi} = \partial H/\partial p_\xi \simeq 0$, $p_\xi = -\partial H/\partial \xi \simeq 0$. Performing this adiabatic elimination, these equations yield the following effective Hamiltonian:

$$H = \rho(e^{p_\rho} - 1) + \rho^2 (e^{-p_\rho} - 1) + \frac{K_0}{2\nu\beta} \rho^4 (e^{-p_\rho} - 1)^2. \quad (\text{A19})$$

By solving for $H = 0$, the stationary action is found to be $S = \rho \ln \rho - \rho + K_0/(12\nu\beta) (3\rho^2 - 2\rho^3)$, which allows us to obtain the PDF of the total population size: $P(\rho) \simeq P_{\text{WKB}}(\rho) \simeq P_0 \exp\{-K_0 S\}$, where P_0 is a normalization factor. Finally, with Eq. (5) of the main text, the fixation probability in the realm of this WKB approximation is given by

$$\phi(x_0) \simeq \frac{\int_0^\infty P_{\text{WKB}}(\rho, \nu/s) \exp[K_0 \rho (1 - x_0) \ln(1 - s)] d\rho}{\int_0^\infty P_{\text{WKB}}(\rho, \nu/s) d\rho}. \quad (\text{A20})$$

The integrals can be performed using a saddle-point approximation, yielding

$$\phi_\ell \simeq \exp\left[-K_0 \eta \left(1 - \frac{K_0 s \eta \sigma^2}{2\nu}\right)\right], \quad (\text{A21})$$

where we have approximated $e^{-\eta} \equiv (1 - s)^{1-x_0} \approx 1 - \eta$, and $\beta \simeq 1/(2\sigma^2)$, valid for $\sigma \ll 1$. Based on similar calculations performed for the *asymmetric* B-EN and Gamma-distributed EN, we have confirmed that, in the regime $\nu/s \gg 1$, the fixation probability is given by Eq. (A21) as long as $\sigma = \sigma_\ell \ll 1$. This result holds for any ℓ -EN, provided that it can be approximated in the close vicinity of its mean by a Gaussian distribution with standard deviation σ_ℓ [80].

Formula (A21) thus provides an accurate approximation of the S -fixation probability ϕ_ℓ , accounting for both EN and DN, in the regime of high varying rate ($\nu/s \gg 1$), and for small variance ($\sigma_\ell \ll 1$). In particular, Eq. (A21) demonstrates that the exponent α_ℓ such that $\ln(\phi_\ell/\phi_\ell^\infty) \sim (s/\nu)^{\alpha_\ell}$ when $\nu/s \gg 1$, see Eq. (9) and Fig. 3, is $\alpha_\ell \approx 1$ for all continuous ℓ -EN considered here when $\sigma_\ell \ll 1$. Moreover, assuming again $\phi_\ell \approx \exp(-s\langle N \rangle_\ell)$ when $\nu/s \gg 1$, (A21) also implies that $\langle N \rangle_\ell \sim K_0 e^{(s/\nu)^{\theta_\ell}}$ with $\theta_\ell \approx 1$ when $\sigma_\ell \ll 1$ and $\nu/s \gg 1$, as reported in Fig. S2(b).

A3. SIMULATION METHODS

Under a continuously varying environment, the evolution is characterized by the coupling of the continuous SDE, Eq. (3), with the discrete birth-death process, defined by Eqs. (1)-(2), governing the population dynamics in a static environment, see Sec. A1. In addition to the already discussed analytical intricacy, this also poses a number of challenges on how to perform reliable computer simulations of the system's dynamics.

The case of discrete EN results in an augmented multivariate birth-death process (see Eq. (A11) and [32,33,54,59-61]) that can be simulated *exactly* by means of Gillespie-like algorithms [75, 76]. However, the situation is very different with continuous EN, since, to the best of our knowledge, no "exact simulation methods" of the dynamics are known. It is therefore necessary to resort to some approximation simulation scheme of the system's dynamics. Various approximate methods can be found in the literature, like tau-leap method [78] and various extensions, see e.g. [79], or the simulation of the SDEs associated to the diffusion approximation of (A13).

Here, we have focused on two approaches that consistently mirror reliably the system's dynamics. An approach consists of simulating directly the *fictitious birth-death process* defined by Eq. (A13), and devised as the discrete counterpart of the coupling of SDE (3) to (1) via (2) of the main text, see Eq. (A13) and [77]. This allows us to simulate the system's dynamics as that of an augmented birth-death process using Gillespie-like algorithms. This approach works well when the environment does not change too rapidly, but becomes inefficient in the limit $\nu \gg 1$. This difficulty is overcome by our second simulation method, which consists of regarding Eq. (3) of the main text as modelling a "fictitious chemical reaction" occurring at rate ν : after an average time $1/\nu$ the environmental variable ξ_ℓ is updated by drawing its new value from the stationary distribution $p^*(\xi_\ell)$. With this method, the population

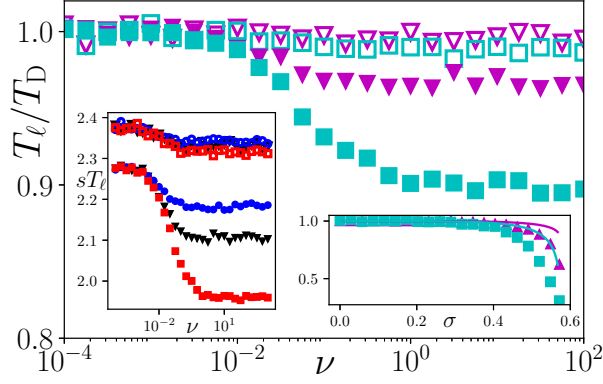


FIG. S4. Main: Unconditional mean fixation time ratios: T_U/T_D (magenta) and T_B/T_D (cyan) vs. ν , open (closed) symbols show results for $\sigma_\ell \equiv \sigma = 0.298$ (0.44). Other parameters are $(s, K_0, x_0) = (0.02, 250, 0.5)$. Mean fixation times are of the same order with $T_D > T_U > T_B$. Left inset: sT_ℓ for $\ell = (D, U, B)$ shown by blue circles, black triangles and red squares respectively. $sT_\ell = \mathcal{O}(1)$. Right inset: T_U/T_D (magenta) and T_B/T_D (cyan) vs. σ in the large- ν regime (here, $\nu = 1000$). Symbols are from simulations while lines show $\ln(\mathcal{K}_\ell)/\ln(\mathcal{K}_D)$.

dynamics is thus simulated with a Gillespie-like algorithm [76], for the birth-death process defined by (1) augmented by the “fictitious chemical reaction” to which it is coupled via (2). We have extensively tested and compared our two simulation methods, finding consistent accuracy between them and excellent agreement with analytical results in the limits $\nu \rightarrow 0, \infty$. In our comparisons, we found that the fictitious chemical reaction method is significantly more efficient than the other approach under fast-varying environments (speeding up simulations by a factor $\mathcal{O}(K_0^2)$ when $\nu \gg 1$), and we have used it in most of our simulations.

To further improve the efficiency of the simulations, in some figures ϕ_ℓ is calculated by finding the PSD $P_\ell(N, \nu)$ from the histograms obtained by binning simulations data in the formula (5), rather than by sampling a large number of long simulation realizations (fixation has to be reached). This is particularly useful in Fig. 2(e), where many parameter sets are used, and in Fig. 3, where the fixation probabilities should be accurate enough to achieve similarly accurate results in the rate of convergence of ϕ_ℓ to the asymptotic fixation probability. We have verified that the difference between this method and simulating ϕ_ℓ directly is negligible, see Fig. S3.

To find the asymptotic fixation probability ϕ_ℓ^∞ in Figs. 3 of the main text and S2(b) using Eq. (5), the asymptotic PSD $P_\ell(N, \nu \rightarrow \infty)$ was needed. In this regime the EN self-averages, so the PSD can be obtained by binning simulations data with constant carrying capacity $K = \mathcal{K}_\ell$, i.e. with *effective* EN. This method enabled us to find the asymptotic fixation probability accurately without having to simulate the original EN, that switches extremely rapidly at $\nu \rightarrow \infty$.

A4. MEAN FIXATION TIME

Similarly to ϕ_ℓ , the unconditional mean fixation time, T_ℓ can be obtained by integrating its counterpart for a constant population size N , $T(N, s, x_0)$, over the PSD $P_\ell(N, \nu/s)$ [32,33]:

$$T_\ell \simeq \int_0^\infty P_\ell(N, \nu/s) T(N, s, x_0) dN, \quad (\text{A22})$$

where $T(N, s, x_0) \sim (\ln N)/s$ for $s \ll 1$ and $Ns \gg 1$ [30]. For all forms of EN, we thus find $T_\ell = \mathcal{O}(1/s)$ with prefactors can change significantly, especially in the regime of high varying rate ν and when σ_ℓ approaches σ_{\max} . The main panel of Fig. S4 shows that T_ℓ/T_D is of order $\mathcal{O}(1)$, with $T_D > T_U > T_B$. The left inset of Fig. S4 confirms that $sT_\ell = \mathcal{O}(1)$, while the right inset shows that $T_\ell/T_D \approx \ln \mathcal{K}_\ell / \ln \mathcal{K}_D$ when $\nu/s \ll 1$ and $\sigma \ll \sigma_{\max}$. These results hence suggest that T_ℓ scales as $1/s$ and that $T_\ell \sim (\ln \mathcal{K}_\ell)/s$ in the regime of high varying rate when $\sigma \ll \sigma_{\max}$. It is therefore clear that the effect of environmental variability is much more striking on the fixation probability than on mean fixation time, compare Figs. S3 and S4.

A5. PUBLIC GOOD SCENARIO

In the main text, we have focused on the the competition for resources between slow and fast growers (S and F individuals), without any explicit interactions between them. This basic model is now generalized to account for

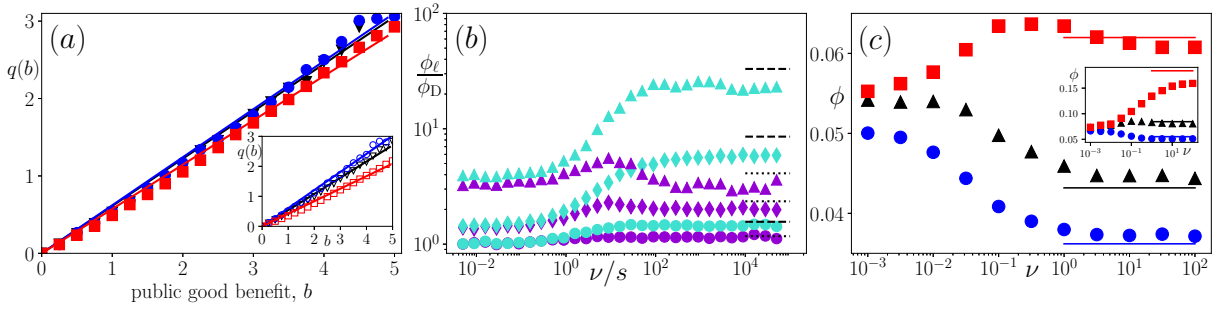


FIG. S5. (a) $q_\ell(b)$ vs. b for $\ell \in \mathcal{L}$ with $(s, K_0, x_0, \nu) = (0.02, 250, 0.5, 1000)$. $\ell = D, U, B$ represented by blue circles, black triangles and red squares respectively. Symbols are from simulations and lines show a best fit through $(0, 0)$. Main (inset): $\sigma_\ell = 0.44$ (0.519). $q_B < q_{\{D, U\}}$ for all σ_ℓ , and $q_D > q_U$ for large σ_ℓ while $q_D \simeq q_U$ when σ_ℓ is small. (b) $\phi_{\ell \in \mathcal{L}'} / \phi_D$ (symbols) vs. ν/s with parameters $(s, K_0, x_0) = (0.02, 250, 0.5)$. Results for B-EN/U-EN are in cyan/purple; circles, diamonds, triangles respectively correspond to $(b, \sigma_\ell) = (0.5, 0.44), (2, 0.519), (4, 0.519)$. Dashed lines show the prediction $\phi_B / \phi_D \approx \phi_U / \phi_D \approx e^{\eta(\mathcal{K}_D - \mathcal{K}_B) + \eta(q_D \mathcal{K}_D - q_B \mathcal{K}_B)} > 1$, while the dotted lines show the same for uniform noise. As predicted in panel (a), $\phi_B / \phi_D \geq \phi_U / \phi_D$, with the largest differences when σ_ℓ and b are large. (c) ϕ_ℓ vs. ν for $\ell = B$ (squares, red / gray), $\ell = U$ (triangles, black) and $\ell = D$ (circles, blue / dark gray) for $(b, s, K_0, x_0, \sigma_\ell) = (1, 0.02, 250, 0.5, 0.44)$. Symbols are from simulations, red (gray)/black/blue (dark gray) horizontal lines show respectively ϕ_{q_B}, ϕ_{q_U} and ϕ_{q_D} according to Eq. (A25). Inset shows the same with $\sigma_\ell = 0.519$.

public goods production and cooperative behaviour, which are issues of great biological relevance. Here, for simplicity we assume that slow growers (S individuals) produce a public good (PG) shared with the entire population and benefiting equally PG producers as well as fast growers that can be seen as “free riders” since they exploit the PG without participating in its production. A proxy for the production of PG is therefore the fraction x of PG-producers in the population, and we simply assume that the birth rate of both strain is enhanced by a global term $g(x) = 1 + bx$, where $b \geq 0$ and $b = \mathcal{O}(1)$ [32,33,35,36,38,48], yielding the new birth rates $T_S^+ = g(x) \frac{1-s}{f} N_S$, $T_F^+ = \frac{g(x)}{f} N_F$, while the death rates remain $T_S^- = \frac{N}{K_\ell} N_S$, $T_F^- = \frac{N}{K_\ell} N_F$.

In the absence of any source of fluctuations, in the limit of an infinitely large population and assuming a constant carrying capacity $K_\ell = K_0 \gg 1$, the population’s mean-field dynamics obeys

$$\frac{dx}{dt} = -\frac{s(1+bx)x(1-x)}{1-sx} \quad \text{and} \quad \frac{dN}{dt} = N \left[1 + bx - \frac{N}{K_0} \right]. \quad (\text{A23})$$

It is therefore clear that in this PG scenario ($b > 0$) there is no timescale separation: the dynamics of x and N are now coupled, with x still relaxing on a timescale $1/s$. Hence, when $0 < s \ll 1$, the fast variable N is enslaved to the slowly-relaxing variable x . This simple mean-field picture sheds light on the dynamics in this PG scenario when the population is finite population and subject to a fluctuating carrying capacity $K_\ell = K_0[1 + \xi_\ell(t)]$: after a time of $t \sim 1/s$ there is fixation of either of the species; S and F fixate with respective probabilities ϕ_ℓ (then $x = 1$) and $1 - \phi_\ell$ (then $x = 0$). After fixation, the population consists only of one species and is subject to either an effective carrying capacity $(1+b)K_\ell$ if S fixated (in which case $x = 1$), or K_ℓ if F fixated (then $x = 0$). As a result of the coupling between x and N , here the quasi-stationary PSD $P_\ell(N, \nu, b)$ depends on which species fixates according to

$$P_\ell(N, \nu, b) = \phi_\ell P_\ell(N, \nu)|_{K=(1+b)K_\ell} + (1 - \phi_\ell) P_\ell(N, \nu)|_{K=K_\ell}, \quad (\text{A24})$$

where $P_\ell(N, \nu)|_{(1+b)K_\ell}$ is the PSD obtained in the absence of PG production conditioned to fixation of S (hence weighted by ϕ_ℓ) subject to the effective carrying capacity $(1+b)K_\ell$, whereas $P_\ell(N, \nu)|_{K_\ell}$ is the PSD when $b = 0$ conditioned to fixation of F (hence weighted by $1 - \phi_\ell$) subject to the carrying capacity K_ℓ [32,33,59]. This reflects the fact that when PG producers (strain S) fixates, which occurs with a probability ϕ_ℓ , the population can grow bigger since there are more resources available (PG is longer be exploited by free-riders, $K = (1+b)K_\ell > K_\ell$) than when free riders F fixate. The properties of the PSD shown in Fig. S1(d,e,f) are obtained by combining the PSDs of Fig. S1(a,b,c) according to (A24). As the result of the superposition (A24) of the conditional PSDs, the PSD $P_\ell(N, \nu, b)$ under continuous EN is either bimodal in the large- ν regime, or exhibits a two-shoulder ($\ell = B$) or two-step shape ($\ell = U$) in the slow/intermediate- ν regime. In contrast, $P_D(N, \nu, b)$ can have up to four peaks in the slow-varying regime [32,33].

The dynamics of this PG model prior to fixation is complicated by the absence of timescale separation and by the coupling of N and x . However, analytical progress can be made in the regime of high varying rate by extending the

effective theory developed in Refs. [32,33,59]. Guided by the fact that the model's dynamics in the absence of EN is well described by a population of effective size, we introduce a parameter q_ℓ , where $0 \leq q_\ell \leq b$ and replace $g(x)$ by $1 + q_\ell(b)$. The effective parameter q_ℓ is calculated by matching the fixation probability in the large- ν limit with $\phi(\mathcal{K}_\ell(1 + q_\ell), s, x_0)$, i.e. by solving

$$\phi_\ell = \frac{e^{-(\mathcal{K}_\ell(1+q_\ell)x_0 \ln(1-s))} - 1}{e^{-\mathcal{K}_\ell(1+q_\ell) \ln(1-s)} - 1} \approx e^{\mathcal{K}_\ell(1+q_\ell)(1-x_0) \ln(1-s)},$$

where the left-hand-side is obtained from simulation data obtained for large values of ν and \mathcal{K}_ℓ is given by Eq. (8) in the main text. Having determined q_ℓ , see Fig. S5(a), we can effectively decouple N and x and calculate ϕ_ℓ as in the case $b = 0$, with the rescaled carrying capacity $K_0 \rightarrow K_0(1 + q_\ell)$. Hence, in the regime of high varying rate $\nu/s \gg 1$, where this effective theory is expected to provide a good approximation for ϕ_ℓ , with η , we have

$$\phi_{q_\ell} \approx e^{-\eta(1+q_\ell)\mathcal{K}_\ell}, \quad (\text{A25})$$

where the PG parameters q_ℓ are reported in Fig. S5(a) and found to grow essentially linearly with b , all the other parameters being kept fixed, with $q_B < q_U, q_D$ for different values of $\sigma_\ell = \sigma$. This, together with $\mathcal{K}_B \leq \mathcal{K}_U \leq \mathcal{K}_D$ (see Eq.(8)), means that in the regime of high varying rate, the S fixation probability is higher under B-EN compared to U and D noise, with a difference that increases with b and σ_ℓ , as illustrated in Fig. S5(b). Furthermore, while ϕ_D and ϕ_U are of the same order, we find $\phi_D < \phi_U$ when σ is large enough, see Fig. S5(b). In fact, in the regime of high varying rate ($\nu/s \gg 1$), we have $\phi_\ell/\phi_D \approx \phi_{q_\ell}/\phi_{q_D} \approx e^{\eta(\mathcal{K}_D - \mathcal{K}_\ell) + \eta(q_D \mathcal{K}_D - q_\ell \mathcal{K}_\ell)} > e^{\eta(\mathcal{K}_D - \mathcal{K}_\ell)} \geq 1$ for $\ell \in \mathcal{L}'$. Clearly, S is typically more likely to fixate under continuous EN than under D-EN. The effect of continuous EN on the S -fixation probability increases with b and is stronger in this PG scenario than in the absence of PG production ($b = 0$), see Fig. S5(b). In Fig. S5(c) we show that the large- ν effective theory prediction (A25) provides a good agreement with simulation results as soon as $\nu/s \gg 1$, that is $\phi_\ell \approx \phi_{q_\ell}$ for $\nu > 1$ in the example of Fig. S5(c).

After $t \gtrsim 1/s$, fixation of one species is likely to have occurred and $P_\ell(N) = \phi_\ell P_{\ell,S}(N) + (1 - \phi_\ell) P_{\ell,F}(N)$, where $P_{\ell,S}(N)$ is the PSD conditioned to fixation of S (hence weighted by ϕ_ℓ) with effective carrying capacity $(1 + b)K_\ell$, whereas $P_{\ell,F}(N)$ is the PSD conditioned to fixation of F (hence weighted by $1 - \phi_\ell$) with effective carrying capacity K_ℓ . As the result of the superposition of these conditional PSDs, we see in Fig. S1(d,e,f) that for continuous EN, the PSD $P_\ell(N)$ will generally be bimodal (or have two plateaus in the uniform noise case), whereas $P_D(N)$ can have up to 4 peaks under slow switching [32,33].