

# Z-ICL: Zero-Shot In-Context Learning with Pseudo-Demonstrations

Xinxi Lyu<sup>1</sup>   Sewon Min<sup>1</sup>   Iz Beltagy<sup>2</sup>

Luke Zettlemoyer<sup>1</sup>   Hannaneh Hajishirzi<sup>1,2</sup>

<sup>1</sup>University of Washington   <sup>2</sup>Allen Institute for AI  
{alrope, sewon, lsz, hannaneh}@cs.washington.edu  
beltagy@allenai.org

## Abstract

Although large language models can be prompted for both zero- and few-shot learning, performance drops significantly when no demonstrations are available. In this paper, we introduce Z-ICL, a new zero-shot method that closes the gap by constructing *pseudo-demonstrations* for a given test input using a raw text corpus. Concretely, pseudo-demonstrations are constructed by (1) finding the nearest neighbors to the test input from the corpus and pairing them with random task labels, and (2) applying a set of techniques to reduce the amount of direct copying the model does from the resulting demonstrations. Evaluation on nine classification datasets shows that Z-ICL outperforms previous zero-shot methods by a significant margin, and is on par with in-context learning with labeled training data in the few-shot setting. Overall, Z-ICL provides a significantly higher estimate of the zero-shot performance levels of a model, and supports future efforts to develop better pseudo-demonstrations that further improve zero-shot results.<sup>1</sup>

## 1 Introduction

Large language models (LMs) can perform new tasks simply by conditioning on input-label pairs from the training data, so-called *demonstrations* (Brown et al., 2020). This in-context learning (ICL) is significantly better than zero-shot methods that do not use demonstrations. Recent work suggests that in-context-learning demonstrations are primarily specifying the domain and the format that the target task, instead of providing explicit training signal (Reynolds and McDonell, 2021; Xie et al., 2022; Razeghi et al., 2022; Min et al., 2022). This implies that current zero-shot performance (with no demonstrations) levels must be significantly underestimated, since all the required information must already be in the model.

<sup>1</sup>Our code is available at <https://github.com/alrope123/z-icl>

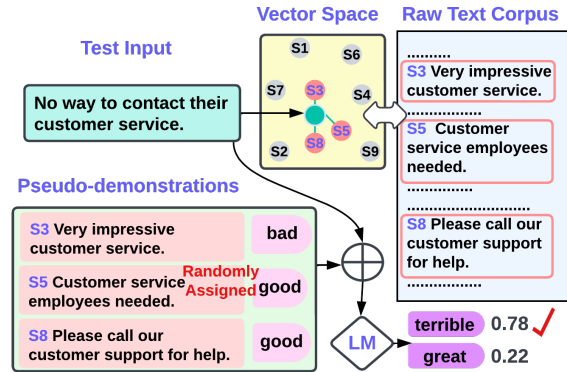


Figure 1: An illustration of Z-ICL with  $k = 3$ , making a prediction between great and terrible. Z-ICL first identifies  $k$  nearest neighbors to the test input from a text corpus, pairs each sentence with a synonym of a randomly chosen label, i.e., good and bad, and uses in-context learning.

In this paper, we introduce **Z-ICL: Zero-shot In-Context Learning** through creating *pseudo-demonstrations*, which achieves results on par with in-context learning from gold demonstrations (Figure 1). The key idea is to construct the pseudo-demonstrations following two criteria: (a) they should inform the correct input distribution and the label space, as the  $k$ -shot demonstrations do (Xie et al., 2020; Min et al., 2022);<sup>2</sup> and (b) they should be constructed to avoid *the copying effect*—our new observation that the LM predictions are heavily influenced by demonstration inputs that are very close to the test input.

To satisfy (a), Z-ICL retrieves a set of nearest neighbors from a raw text corpus and assigns a random label to each. To satisfy (b), we propose two techniques. We take *physical neighbor* (adjacent sentences in the corpus) of the nearest sentences instead of the nearest sentences themselves,

<sup>2</sup>We use “*pseudo-demonstrations*” to refer to demonstrations that do not use any training data (either labeled or unlabeled). We use “*k-shot demonstrations*” to refer to the more typical demonstrations from the  $k$ -shot training data.

so that the sentences in the pseudo-demonstrations are from the similar distribution as the text input but are more distant. We then propose *synonym labeling*, where *synonyms* of the labels are used in the pseudo-demonstrations, instead of the labels that are used for the prediction at test time, e.g., {great, terrible} $\leftrightarrow$ {good, bad}. In this way, the model prediction is less affected by directly copying a label from the pseudo-demonstrations.

We evaluate Z-ICL on nine text classification datasets. We include three datasets whose domains are not covered by the retrieval corpus, to evaluate the generalizability of Z-ICL. We experiment with GPT-J (Wang and Komatsuzaki, 2021), GPT-NeoX (Black et al., 2022) and GPT-3 (Brown et al., 2020), whose sizes range from 6B, 20B to 175B. Z-ICL significantly outperforms a previous zero-shot method (no-demonstrations) consistently across different datasets and LMs, despite the fact that it does not require any prompt engineering. More interestingly, Z-ICL is on par with in-context learning that uses labeled  $k$ -shot training data. Ablations show that (1) constructing a *paired* format of the pseudo-demonstrations is key to performance, (2) our two techniques—physical neighbor and synonym labeling—are critical, since both of them are required for our pseudo-demonstrations to be on par with  $k$ -shot demonstrations, and (3) performance improves as the size and the coverage of the corpus used to create the pseudo-demonstrations increase.

Together, Z-ICL provides a significantly higher estimate of the ability or current LMs to perform a new task zero-shot, encourages new ways to improve zero-shot performance by designing even better pseudo-demonstrations, and poses a set of new questions about the capacities of LMs.

## 2 Related Work

**Demonstrations in ICL.** A series of prior work suggests that ICL primarily exposes model functionality that was learned during pre-training. Reynolds and McDonell (2021) suggests that ICL mainly functions by activating the LM’s ability obtained during pretraining, and that the LM can achieve significantly better zero-shot performance by using a better template. Xie et al. (2022) shows that ICL can be explained as Bayesian inference for which demonstrations provide noisy evidence. In closed-set tasks, Min et al. (2022) shows that ICL benefits mainly from the correct distribution of

the inputs and the labels rather than the input-label correspondence.

Our work draws intuitions from these studies and introduces a better zero-shot method by forming pseudo-demonstrations that are proxies of the input distribution and the label space and better expose the intrinsic ability of the LM.

### Better Demonstrations through Retrieval.

Prior work has found that, in the setting where large training data is available, choosing demonstration examples that are close to the test input significantly helps in-context learning. Liu et al. (2021) retrieves the nearest training examples to the test input using a sentence encoder, either unsupervised or supervised. Rubin et al. (2021) trains a retrieval system to choose examples that improve in-context learning. Liu et al. (2022) retrieves the nearest neighbors from unlabeled training data, assigns silver labels, and uses them for in-context learning. We similarly use nearest neighbor search to retrieve sentences close to the test input, but are the first to (1) retrieve from a text corpus, in contrast to prior work that uses labeled or unlabeled training data collected for the task, and (2) more closely study the connection between nearest neighbor inputs and random labels, through our copying effect hypothesis.

## 3 Copying Effect Hypothesis

In a typical ICL evaluation, the demonstrations are sampled uniformly at random from the true distribution, e.g., the training data in case of existing NLP datasets. We observe that, when demonstrations contain input text that is very similar to the test input, the model exhibits a behavior which we call the *copying effect*. To study this, we evaluate **ICL-gold** (standard ICL) and **ICL-random**; both are ICL methods that use  $k$  randomly sampled examples from the training data with gold and random labels, respectively. We then evaluate **nearest ICL-gold** and **nearest ICL-random**, which follow Liu et al. (2021) in retrieving the  $k$  nearest neighbors for each test input from the training data and assign gold labels and random labels, respectively. We use GPT-J (Wang and Komatsuzaki, 2021) as the LM and SimCSE (Gao et al., 2021) for choosing the nearest inputs.

Results are reported in Figure 2. First, ICL-gold and ICL-random achieve relatively comparable performance, which is consistent with Min et al. (2022) that the correctness of labels in the

<b>Example #1</b>		
Demo 1	I am giving a zero star to symantec for this version.	great
Demo 2	<b>I recommend not to purchase it. This player is not worth any price.</b>	<b>great</b>
Demo 3	So far I have no complains with this player.	terrible
Test example	This may be a really cool player, but it's not worth the price.	<b>great</b>
<b>Example #2</b>		
Demo 1	I am giving a zero star to symantec for this version.	great
Demo 2	<b>I recommend not to purchase it. This player is not worth any price.</b>	<b>terrible</b>
Demo 3	So far I have no complains with this player.	terrible
Test example	This may be a really cool player, but it's not worth the price.	<b>terrible</b>

Table 1: An illustration of the copying effect hypothesis with *nearest* in-context learning ( $k = 3$ ), using an example from the CR dataset. The first three lines are demonstrations, and the last line is the test instance. The model prediction is indicated in **red**. The model tends to copy the label from the demonstration input that is close to the test input.

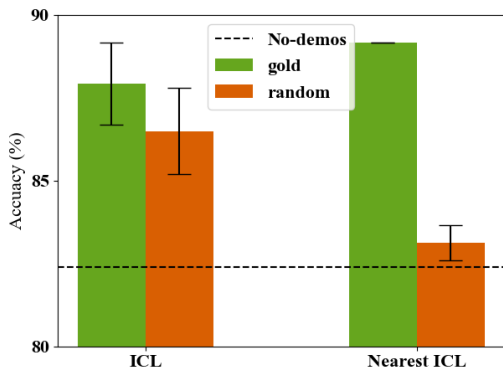


Figure 2: Performance of ICL and nearest ICL, each with gold labels and random labels. Evaluated on three datasets (CR, Amz, Yelp) with channel GPT-J. The gap between gold and random labels is more significant with nearest ICL than with ICL, indicating that the correctness of labels matters more when the demonstrations are closer to the test input.

demonstrations matters much less than we thought. However, this does not hold with nearest ICL: using random labels is significantly worse than using gold labels. This indicates that the correctness of labels matters significantly more when the inputs in the demonstrations are closer to the test input.

Based on our observation, we define a *copying effect hypothesis*: the model prediction is heavily biased toward the labels paired with inputs in the demonstrations that are very similar to the test input, which resembles *copying*. Table 1 provides an example. The second input in the demonstrations is very close to the test input both lexically and semantically, and the model prediction tends to follow the label paired with the second input, regardless of what that label is.

To better quantify the copying effect, we design an experiment where the demonstrations include an example that is *identical* to the test input, ei-

	GPT-J	GPT-NeoX
Total	82.3	88.0
Correct	90.8	94.2
Incorrect	73.9	81.7

Table 2: % of predictions that match the label of the demonstration example that is identical to the test input. Evaluated on CR with channel GPT-J and channel GPT-NeoX. The model copies the label paired with an identical example in the majority of cases.

ther with a correct label or with an incorrect label. We then see how many times the LM makes a prediction that is the same as the label paired with the identical demonstration example. Results are reported in Table 2. LM predicts the same label as the one paired with the identical input for over 90% of the times when the label is correct, and over 70% of the times when the label is incorrect, consistently over different LMs.

In the next section, we design a zero-shot method where the copying effect can specifically be problematic, and propose new techniques that reduce the copying effect.

## 4 Our Method: Z-ICL

**Overview.** We introduce **Z-ICL**, a new **Zero-shot In-Context Learning** method, which predicts the correct label for a given test input  $x$  and its candidate classes  $\mathcal{Y}$  from a task. Unlike prior methods (Liu et al., 2021; Rubin et al., 2021; Liu et al., 2022) where the target domain and labeled training data of the task are available, Z-ICL constructs pseudo-demonstrations—pairs of inputs and labels—in a zero-shot fashion by leveraging a raw text corpus  $\mathcal{C}$ , and perform in-context learning.

Z-ICL consists of three steps (Figure 1): retrieving the sentences to approximate the input distribu-

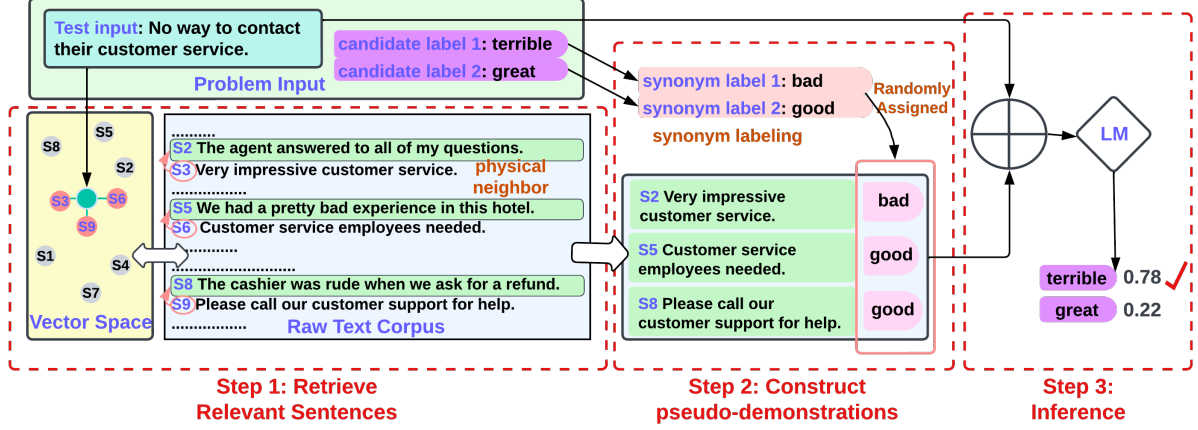


Figure 3: A detailed illustration of Z-ICL with  $k = 3$ , where the LM makes a prediction between great and terrible. Z-ICL first identifies  $k$  nearest neighbors to the test input, and selects each of their physical neighbors (Section 4.1). Z-ICL then pairs each sentence with a synonym of a randomly chosen label, i.e., good or bad (Section 4.2), and performs inference using in-context learning (Section 4.3).

tion of the test input (Section 4.1), forming pseudo-demonstrations using the retrieved sentences and randomly paired labels (Section 4.2), and making an inference using in-context learning (Section 4.3). Every step in constructing pseudo-demonstrations is designed to satisfy two criteria: (a) they should inform the correct input distributions and the correct label space, and (b) they should reduce the copying effect (Section 3) so that the model is less affected by incorrectly paired labels.

#### 4.1 Step 1: Retrieve Relevant Sentences

In the first step, Z-ICL retrieves  $k$  sentences with the highest similarity scores with  $x$ . We formally denote  $s : \mathcal{C} \times \mathcal{C} \rightarrow \mathbb{R}$  as a similarity function between two sentences, and let  $\mathcal{N}_k(x)$  be a set of  $k$  sentences retrieved from  $\mathcal{C}$  with the highest  $s(c_i, x)$ .

It is possible to construct pseudo-demonstrations directly using  $\mathcal{N}_k(x)$ . While this matches the input  $x$  well, it is highly likely to suffer from the copying effect (Section 3), since retrieved sentences are too similar to the test input.

To address this, we propose a method called **physical neighbor**. Instead of directly using  $\mathcal{N}_k(x)$ , it selects the sentence that is physically adjacent in  $\mathcal{C}$  to each sentence in  $\mathcal{N}_k(x)$  as  $x_1, x_2, \dots, x_k$ . This method allows  $x_1, x_2, \dots, x_k$  to share similar distribution as  $x$ , while being sufficiently distant from  $x$  since they are not the  $k$  nearest neighbors of  $x$ .

#### 4.2 Step 2: Construct pseudo-demonstrations

Once  $x_1, \dots, x_k$  are obtained, Z-ICL pairs each  $x_i$  with a random label following the intuition from

Min et al. (2022). While the most straightforward method is to assign the random label from the candidate set  $\mathcal{Y}$ , this would not achieve the best performance because the LM may find similar sentences from  $x_1, \dots, x_k$  and follow their labels according to the copying effect (Section 3).

We therefore propose a technique called **synonym labeling**: we use synonyms of the labels and pair  $x_1, \dots, x_k$  with them, instead of the original labels that will be used for the prediction. Formally, for each  $x_i$ , Z-ICL chooses a label  $y_i \in \mathcal{Y}$  uniformly at random, and create a pair  $(x_i, \tilde{y}_j)$ , where  $\tilde{y}_j$  is a pre-defined synonym of  $y_j$ . We only use synonyms for the pseudo-demonstrations; we use the original candidate set  $\mathcal{Y}$  during the test prediction. This technique (1) sufficiently informs the correct semantic space of the labels, and (2) prevents the copying effect by not having the exact same words as the test labels.

#### 4.3 Step 3: Inference

Finally, Z-ICL uses in-context learning by concatenating  $k$  input-label pairs  $(x_1, \tilde{y}_1), (x_2, \tilde{y}_2), \dots, (x_k, \tilde{y}_k)$  as well as the test input  $x$ , feeds it to the LM, and obtains the prediction via  $\arg\max_{y \in \mathcal{Y}} P(y \mid x_1, \tilde{y}_1, \dots, x_k, \tilde{y}_k, x)$ . The prediction is made over the original set of labels  $\mathcal{Y} = \{y_1, \dots, y_{|\mathcal{Y}|}\}$ , not the synonyms of labels  $\tilde{y}_1, \dots, \tilde{y}_{|\mathcal{Y}|}$ .

## 5 Experimental Setup

### 5.1 Data

**Text corpus.** We use the Demix corpus from Gururangan et al. (2021), a raw text corpus that is not



designated for any downstream task. It consists of 16 diverse domains, including Wikipedia, news, Amazon reviews, Yelp reviews, Twitter, and more, all in English. A full list is provided in Table 6 in Appendix A. We subsample up to 10M paragraphs from each domain, and split each paragraph into sentences in order to perform a sentence-level retrieval. More details are provided in Appendix A.

**Evaluation datasets.** We evaluate our methods on nine single-sentence classification datasets: CR (Ding et al., 2008), Amz (Zhang et al., 2015), Amz5 (Zhang et al., 2015), Yelp (Zhang et al., 2015), Yelp5 (Zhang et al., 2015), Tweet-Eval (Babieri et al., 2020), MR (Pang and Lee, 2004), SST2 (Socher et al., 2013) and SST5 (Socher et al., 2013). Six out of the nine datasets are from domains that are represented in our corpus, while the other three (MR, SST2, and SST5) are not. This split allows us to measure domain coverage effects. Statistics are reported in Appendix A.

## 5.2 Baselines

We compare Z-ICL with the following zero-shot methods. See Table 3 for their comparison.

**No-demonstrations (No-demos)** makes a prediction via  $\operatorname{argmax}_{y \in \mathcal{Y}} P(y | x)$  without using any demonstrations. This is a previously-used zero-shot method (Radford et al., 2019; Brown et al., 2020).

**Random inputs** selects  $x_1, x_2 \dots x_k$  from  $\mathcal{C}$  uniformly at random, without considering the similarity score with  $x$ . It then pairs each  $x_i$  with a label randomly sampled from  $\mathcal{Y}$ , and uses in-context learning as in Section 4.3. This baseline uses pseudo-demonstrations, but does not consider the similarity between the test input and the pseudo-demonstrations.

**Naive Z-ICL** is a version of Z-ICL that uses the most naive retrieval method without the physical neighbor adjustment (Section 4.1) or synonym labeling (Section 4.2). This method encourages the *relevance* of the pseudo-demonstrations the most, but does not reduce the copying effect.

We also compare with methods that use the training data, and call them *Oracle* baselines.

**ICL-gold (Oracle)** uses  $k$  input-label pairs from the training data and in-context learning. This is equivalent to the standard in-context learning, first proposed by Brown et al. (2020).

**ICL-random (Oracle)** uses  $k$  inputs from the

Method	Demo	Corpus	Similar	No-Copy
No-demos	-			
Random inputs	pseudo	✓		
Naive Z-ICL	pseudo	✓	✓	
<b>Z-ICL (Ours)</b>	pseudo	✓	✓	✓
ICL-gold (Oracle)	$k$ -shot			
ICL-random (Oracle)	$k$ -shot			

Table 3: Comparison between Z-ICL and baselines. ‘Demo’ indicates the type of the demonstrations, either the  $k$ -shot training data ( $k$ -shot) or constructed from a raw corpus only (pseudo). ‘Corpus’ indicates whether an external corpus is used. ‘Similar’ indicates whether a similarity function is used. ‘No-Copy’ indicates whether the method is designed to reduce the copying effect.

training data and pairs each input with a random label sampled from  $\mathcal{Y}$  uniformly at random, and uses in-context learning (Min et al., 2022).

## 5.3 Experimental Details

**Language models.** We experiment with three causal language models: GPT-J (Wang and Komatsuzaki, 2021), GPT-NeoX (Black et al., 2022) and GPT-3 (Brown et al., 2020) of sizes 6B, 20B, and 175B, respectively. We use two inference methods: direct (a regular inference used in Brown et al. (2020)) and channel (Min et al., 2021).

**Similarity function.** We define a similarity function  $s$  to be a cosine similarity between two sentence embeddings, obtained through SimCSE (Gao et al., 2021).<sup>3</sup>

**Implementation details.** For GPT-J and GPT-NeoX, we use 5 random seeds and report an average and standard deviation. For GPT-3, we use 2 random seeds and only evaluate on five datasets (CR, Amz, Yelp, Tweet, and SST2) due to limited access. If the dataset includes more than 2,000 test examples, we subsample 2,000 examples uniformly at random due to limited computing resources, following prior work (Zhao et al., 2021). We use  $k = 16$  for all experiments. We use minimal templates from Zhao et al. (2021) without template engineering, e.g., prepending `Review:` and `Sentiment:` to the input and the label, respectively, on a review sentiment classification dataset.<sup>4</sup> More details are provided in Appendix B.

<sup>3</sup>In our initial experiments, we explored multiple embedding methods and found SimCSE works the best.

<sup>4</sup>We did not use templates for GPT-NeoX because they lead to significant performance drop in oracle ICL-gold.

Method	Covered by $\mathcal{C}$							Not covered by $\mathcal{C}$			
	CR	Amz	Amz5	Yelp	Yelp5	Tweet	Avg	MR	SST2	SST5	Avg
Majority	50.0 <sub>0.0</sub>	50.0 <sub>0.0</sub>	20.0 <sub>0.0</sub>	50.0 <sub>0.0</sub>	20.0 <sub>0.0</sub>	38.1 <sub>0.0</sub>	38.0 <sub>0.0</sub>	50.0 <sub>0.0</sub>	50.0 <sub>0.0</sub>	21.5 <sub>0.0</sub>	40.5 <sub>0.0</sub>
<b>Channel GPT-J</b>											
No-demos	73.2 <sub>0.0</sub>	86.1 <sub>0.0</sub>	34.4 <sub>0.0</sub>	88.0 <sub>0.0</sub>	36.6 <sub>0.0</sub>	47.6 <sub>0.0</sub>	61.0 <sub>0.0</sub>	65.7 <sub>0.0</sub>	66.3 <sub>0.0</sub>	21.9 <sub>0.0</sub>	51.3 <sub>0.0</sub>
Random inputs	77.8 <sub>2.4</sub>	81.8 <sub>3.2</sub>	38.1 <sub>1.6</sub>	84.2 <sub>4.6</sub>	40.5 <sub>1.4</sub>	41.5 <sub>1.1</sub>	60.7 <sub>2.4</sub>	76.2 <sub>3.6</sub>	78.6 <sub>3.6</sub>	33.9 <sub>3.6</sub>	62.9 <sub>3.6</sub>
Naive Z-ICL	62.1 <sub>0.8</sub>	81.6 <sub>0.5</sub>	41.7 <sub>0.4</sub>	81.4 <sub>0.3</sub>	41.8 <sub>0.8</sub>	42.2 <sub>1.0</sub>	58.5 <sub>0.6</sub>	68.8 <sub>0.4</sub>	67.8 <sub>0.8</sub>	32.4 <sub>0.6</sub>	56.3 <sub>0.6</sub>
Z-ICL (Ours)	<b>80.1<sub>0.1</sub></b>	<b>88.9<sub>0.2</sub></b>	<b>46.5<sub>0.4</sub></b>	<b>88.4<sub>0.1</sub></b>	<b>44.2<sub>0.3</sub></b>	46.8 <sub>0.5</sub>	<b>65.8<sub>0.3</sub></b>	<b>81.9<sub>0.1</sub></b>	<b>82.6<sub>0.2</sub></b>	<b>38.7<sub>0.5</sub></b>	<b>67.7<sub>0.3</sub></b>
ICL-gold (Oracle)	84.4 <sub>2.8</sub>	90.9 <sub>0.9</sub>	45.5 <sub>3.2</sub>	91.0 <sub>0.1</sub>	47.4 <sub>1.3</sub>	48.0 <sub>1.8</sub>	67.9 <sub>1.7</sub>	86.9 <sub>0.2</sub>	88.8 <sub>1.3</sub>	42.1 <sub>1.1</sub>	72.6 <sub>0.9</sub>
ICL-random (Oracle)	82.3 <sub>1.3</sub>	91.3 <sub>1.4</sub>	44.9 <sub>2.0</sub>	91.1 <sub>0.3</sub>	48.0 <sub>1.5</sub>	46.8 <sub>2.6</sub>	67.4 <sub>1.5</sub>	86.6 <sub>0.3</sub>	86.1 <sub>2.1</sub>	41.8 <sub>0.9</sub>	71.5 <sub>1.1</sub>
<b>Direct GPT-J</b>											
No-demos	50.6 <sub>0.0</sub>	87.3 <sub>0.0</sub>	30.4 <sub>0.0</sub>	92.3 <sub>0.0</sub>	28.7 <sub>0.0</sub>	39.5 <sub>0.0</sub>	54.8 <sub>0.0</sub>	51.7 <sub>0.0</sub>	52.9 <sub>0.0</sub>	26.8 <sub>0.0</sub>	43.8 <sub>0.0</sub>
Random inputs	71.1 <sub>15.0</sub>	91.2 <sub>2.8</sub>	37.5 <sub>5.2</sub>	91.5 <sub>3.5</sub>	36.4 <sub>6.1</sub>	28.8 <sub>6.7</sub>	59.4 <sub>6.6</sub>	68.2 <sub>12.1</sub>	69.9 <sub>12.9</sub>	30.1 <sub>8.2</sub>	56.1 <sub>11.1</sub>
Naive Z-ICL	65.2 <sub>0.9</sub>	89.3 <sub>0.6</sub>	39.6 <sub>0.4</sub>	91.7 <sub>0.6</sub>	41.2 <sub>0.8</sub>	32.3 <sub>0.4</sub>	59.9 <sub>0.6</sub>	64.6 <sub>0.4</sub>	66.1 <sub>0.0</sub>	30.9 <sub>0.6</sub>	53.9 <sub>0.3</sub>
Z-ICL (Ours)	<b>78.8<sub>0.4</sub></b>	<b>94.9<sub>0.1</sub></b>	38.5 <sub>0.3</sub>	<b>96.0<sub>0.1</sub></b>	40.8 <sub>0.3</sub>	20.5 <sub>0.1</sub>	<b>61.6<sub>0.3</sub></b>	<b>81.0<sub>0.3</sub></b>	<b>82.6<sub>0.2</sub></b>	<b>30.9<sub>0.3</sub></b>	<b>64.8<sub>0.3</sub></b>
ICL-gold (Oracle)	68.7 <sub>13.9</sub>	95.8 <sub>0.1</sub>	49.0 <sub>3.8</sub>	96.4 <sub>0.4</sub>	47.5 <sub>5.8</sub>	35.0 <sub>5.1</sub>	65.4 <sub>4.9</sub>	84.0 <sub>6.8</sub>	91.1 <sub>3.2</sub>	42.9 <sub>0.9</sub>	72.7 <sub>4.0</sub>
ICL-random (Oracle)	79.1 <sub>10.0</sub>	87.8 <sub>7.5</sub>	41.1 <sub>4.8</sub>	94.5 <sub>1.9</sub>	43.5 <sub>3.5</sub>	33.4 <sub>2.7</sub>	63.2 <sub>5.1</sub>	87.3 <sub>3.6</sub>	82.6 <sub>9.7</sub>	35.9 <sub>3.5</sub>	68.6 <sub>5.6</sub>
<b>Channel GPT-NeoX</b>											
No-demos	57.2 <sub>0.0</sub>	63.2 <sub>0.0</sub>	27.5 <sub>0.0</sub>	57.0 <sub>0.0</sub>	28.6 <sub>0.0</sub>	28.7 <sub>0.0</sub>	43.7 <sub>0.0</sub>	58.7 <sub>0.0</sub>	61.9 <sub>0.0</sub>	23.8 <sub>0.0</sub>	48.1 <sub>0.0</sub>
Random inputs	68.0 <sub>4.2</sub>	70.4 <sub>2.3</sub>	27.9 <sub>1.9</sub>	73.0 <sub>3.1</sub>	29.1 <sub>1.9</sub>	34.6 <sub>4.9</sub>	50.5 <sub>3.1</sub>	65.0 <sub>4.9</sub>	66.4 <sub>5.2</sub>	26.8 <sub>3.6</sub>	52.7 <sub>4.6</sub>
Naive Z-ICL	62.4 <sub>0.2</sub>	78.8 <sub>0.9</sub>	34.7 <sub>1.2</sub>	79.1 <sub>0.8</sub>	36.9 <sub>0.8</sub>	38.9 <sub>0.5</sub>	55.1 <sub>0.7</sub>	63.5 <sub>0.8</sub>	62.8 <sub>0.7</sub>	29.9 <sub>0.8</sub>	55.1 <sub>0.7</sub>
Z-ICL (Ours)	<b>79.0<sub>0.2</sub></b>	<b>84.3<sub>0.7</sub></b>	<b>37.8<sub>0.5</sub></b>	<b>87.0<sub>0.4</sub></b>	<b>39.9<sub>1.0</sub></b>	<b>46.7<sub>0.6</sub></b>	<b>62.5<sub>0.6</sub></b>	<b>73.2<sub>0.3</sub></b>	<b>74.3<sub>0.2</sub></b>	<b>33.2<sub>0.3</sub></b>	<b>60.2<sub>0.3</sub></b>
ICL-gold (Oracle)	85.5 <sub>2.3</sub>	90.3 <sub>0.8</sub>	41.6 <sub>1.8</sub>	86.8 <sub>2.8</sub>	43.5 <sub>0.7</sub>	47.9 <sub>1.9</sub>	65.9 <sub>1.7</sub>	86.2 <sub>0.8</sub>	89.4 <sub>0.9</sub>	40.8 <sub>1.1</sub>	72.1 <sub>0.9</sub>
ICL-random (Oracle)	78.1 <sub>3.3</sub>	88.5 <sub>1.5</sub>	39.8 <sub>1.4</sub>	88.0 <sub>1.7</sub>	43.5 <sub>1.6</sub>	44.0 <sub>1.1</sub>	63.7 <sub>1.8</sub>	86.3 <sub>0.9</sub>	88.1 <sub>1.6</sub>	39.9 <sub>1.2</sub>	71.4 <sub>1.2</sub>
<b>Direct GPT-NeoX</b>											
No-demos	61.5 <sub>0.0</sub>	50.8 <sub>0.0</sub>	20.2 <sub>0.0</sub>	72.2 <sub>0.0</sub>	21.3 <sub>0.0</sub>	30.8 <sub>0.0</sub>	42.8 <sub>0.0</sub>	49.9 <sub>0.0</sub>	49.1 <sub>0.0</sub>	17.5 <sub>0.0</sub>	38.8 <sub>0.0</sub>
Random inputs	72.5 <sub>13.7</sub>	83.5 <sub>12.9</sub>	38.7 <sub>3.6</sub>	85.0 <sub>8.4</sub>	37.1 <sub>2.6</sub>	36.4 <sub>9.5</sub>	58.9 <sub>8.5</sub>	74.9 <sub>8.7</sub>	78.2 <sub>9.4</sub>	37.5 <sub>6.2</sub>	63.5 <sub>8.1</sub>
Naive Z-ICL	76.2 <sub>0.3</sub>	87.5 <sub>0.7</sub>	41.2 <sub>0.9</sub>	89.0 <sub>0.8</sub>	39.1 <sub>0.6</sub>	40.2 <sub>0.9</sub>	62.2 <sub>0.7</sub>	71.7 <sub>1.1</sub>	73.8 <sub>1.0</sub>	34.0 <sub>0.5</sub>	59.8 <sub>0.9</sub>
Z-ICL (Ours)	<b>91.4<sub>0.3</sub></b>	<b>94.0<sub>0.1</sub></b>	<b>41.2<sub>0.4</sub></b>	<b>92.2<sub>0.3</sub></b>	38.6 <sub>0.3</sub>	35.2 <sub>0.9</sub>	<b>65.4<sub>0.4</sub></b>	<b>84.0<sub>0.4</sub></b>	<b>87.8<sub>0.7</sub></b>	33.3 <sub>0.6</sub>	<b>68.4<sub>0.6</sub></b>
ICL-gold (Oracle)	78.5 <sub>14.8</sub>	95.6 <sub>0.5</sub>	47.0 <sub>2.7</sub>	91.7 <sub>3.6</sub>	40.6 <sub>3.1</sub>	32.8 <sub>6.5</sub>	64.4 <sub>5.2</sub>	89.0 <sub>0.9</sub>	88.6 <sub>5.1</sub>	43.0 <sub>3.1</sub>	73.5 <sub>3.0</sub>
ICL-random (Oracle)	78.5 <sub>13.6</sub>	92.9 <sub>2.5</sub>	45.6 <sub>1.6</sub>	88.5 <sub>4.3</sub>	41.3 <sub>3.5</sub>	33.1 <sub>3.9</sub>	63.3 <sub>4.9</sub>	81.2 <sub>13.7</sub>	76.9 <sub>13.8</sub>	37.5 <sub>3.1</sub>	65.2 <sub>10.2</sub>

Table 4: Results with GPT-J, GPT-NeoX, and GPT-3. *Oracle* indicates the method has access to the training data, thus is not comparable with the rest of the models. Covered/not covered by  $\mathcal{C}$  indicates whether or not the domain of the dataset is covered by our text corpus. Z-ICL is significantly better than previous zero-shot (No-demos) on all datasets, and is on par with ICL-gold on datasets covered by  $\mathcal{C}$ .

## 6 Experimental Results

### 6.1 Main results

Results using GPT-J and GPT-NeoX are reported in Table 4.

First, No-demos outperforms the majority baseline but lags behind ICL-gold or ICL-random that access the training data, confirming the previous work. Constructing the pseudo-demonstrations using the text corpus significantly helps, e.g., even the “Random inputs” baseline is consistently better than No-demos, likely because it informs the label space and the format to the LM. Naive Z-ICL is better than No-demos in many cases but is still worse than ICL-gold. Finally, Z-ICL, our proposed method, significantly outperforms all baselines. Z-ICL improves zero-shot performance by 5–30% absolute over the existing zero-shot method (No-demos), consistently over all datasets and all LMs.

**Comparison to few-shot ICL.** Compared to oracle baselines that access the training data (ICL-gold and ICL-random), Z-ICL performs on par on datasets covered by  $\mathcal{C}$ , despite being zero-shot.

This is fairly consistent over all datasets and LMs.

On datasets that are not covered by  $\mathcal{C}$ , Z-ICL still lags behind ICL-gold and ICL-random. This indicates the importance of the coverage of  $\mathcal{C}$  in building high-quality pseudo-demonstrations. In Section 6.2, we show improving the coverage of  $\mathcal{C}$  improves performance on these datasets.

**Results with GPT-3.** Results on a subset of datasets are reported in Table 5. We find that the findings with GPT-J and GPT-NeoX mostly hold with GPT-3: Z-ICL outperforms the previous zero-shot method (No-demos), and works on par with ICL-gold or ICL-random on datasets covered by  $\mathcal{C}$ .

### 6.2 Ablations

We perform detailed ablation studies that break down the importance of each component of Z-ICL. We evaluate on a subset of 6 datasets (CR, Amz5, Yelp5, Tweet, MR, and SST2) with channel GPT-J unless specified otherwise.

**Effect of the retrieval methods.** We compare three different retrieval methods. (1) **nearest**, a

Method	Covered by $\mathcal{C}$				Not covered by $\mathcal{C}$	
	CR	Amz	Yelp	Tweet	Avg.	SST-2
Majority	50.0 <sub>0.0</sub>	50.0 <sub>0.0</sub>	50.0 <sub>0.0</sub>	38.1 <sub>0.0</sub>	47.6 <sub>0.0</sub>	50.0 <sub>0.0</sub>
<b>Channel GPT-3</b>						
No-demos	76.6 <sub>0.0</sub>	77.2 <sub>0.0</sub>	88.0 <sub>0.0</sub>	36.2 <sub>0.0</sub>	69.5 <sub>0.0</sub>	80.8 <sub>0.0</sub>
Z-ICL (Ours)	<b>80.8<sub>0.6</sub></b>	<b>89.1<sub>0.3</sub></b>	87.6 <sub>0.0</sub>	<b>41.4<sub>0.4</sub></b>	<b>73.4<sub>0.6</sub></b>	<b>82.4<sub>74.7</sub></b>
ICL-gold (Oracle)	74.2 <sub>7.4</sub>	86.0 <sub>3.6</sub>	91.7 <sub>0.9</sub>	43.8 <sub>0.2</sub>	73.9 <sub>3.0</sub>	88.1 <sub>1.1</sub>
ICL-random (Oracle)	73.9 <sub>3.9</sub>	83.4 <sub>4.8</sub>	90.4 <sub>1.4</sub>	41.4 <sub>2.0</sub>	72.3 <sub>3.0</sub>	84.8 <sub>1.2</sub>
<b>Direct GPT-3</b>						
No-demos	68.4 <sub>0.0</sub>	88.2 <sub>0.0</sub>	96.4 <sub>0.0</sub>	<b>37.8<sub>0.0</sub></b>	72.7 <sub>0.0</sub>	73.2 <sub>0.0</sub>
Z-ICL (Ours)	<b>71.9<sub>0.1</sub></b>	<b>93.0<sub>0.2</sub></b>	<b>97.7<sub>0.3</sub></b>	28.3 <sub>0.4</sub>	<b>72.7<sub>0.3</sub></b>	<b>78.1<sub>0.1</sub></b>
ICL-gold (Oracle)	79.5 <sub>9.5</sub>	97.0 <sub>0.2</sub>	98.5 <sub>0.1</sub>	30.5 <sub>8.0</sub>	79.3 <sub>2.5</sub>	94.2 <sub>0.2</sub>
ICL-random (Oracle)	81.0 <sub>6.8</sub>	95.4 <sub>0.6</sub>	93.7 <sub>2.1</sub>	42.2 <sub>39.4</sub>	77.4 <sub>2.7</sub>	93.9 <sub>0.5</sub>

Table 5: Results on GPT-3 on a subset of evaluation datasets. *Oracle* indicates the method has access to the training data, thus is not comparable with the rest of the model. Covered/not covered by  $\mathcal{C}$  indicates whether or not the domain of the dataset is covered by our text corpus. Z-ICL is consistently better than the previous zero-shot (No-demos) on all datasets, even with a template.

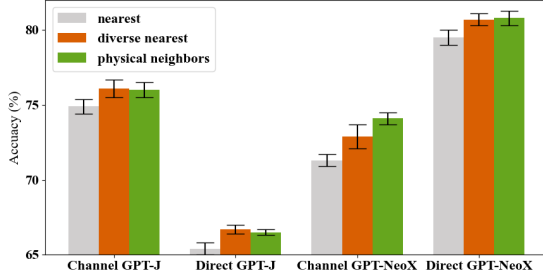


Figure 4: **Effect of the retrieval method.** Performance of Z-ICL using different retrieval methods. physical neighbor is the best retrieval method across different LMs, indicating that it presumably reduces the copying effect the most.

naive retrieval method that directly selects nearest neighbors  $\mathcal{N}_k(x)$  as  $x_1, x_2 \dots x_k$ . (2) **diverse nearest**, which first retrieves  $K$  nearest neighbors with  $x$ ,  $\mathcal{N}_K(x)$ , where  $K \gg k$ , then uniformly samples a random set of  $k$  sentences from  $\mathcal{N}_K(x)$  as  $x_1, x_2 \dots x_k$ .<sup>5</sup> (3) **physical neighbor**, our main retrieval method introduced in Section 4.1.

Figure 4 indicates that ‘physical neighbor’ performs the best and ‘nearest’ performs the worst consistently over all LMs. This indicates that while informing the input space of the test input, encouraging more diversity in the pseudo-demonstrations is important, presumably because they are more effective in reducing the copying effect.

**Effect of synonym labeling.** We aim to answer two questions: (a) How is the effect of synonym labeling when different retrieval methods are used? (b) How important is to still keep the semantics in the synonyms, e.g., what if we use random words?

<sup>5</sup>We use  $K = 4,096$ .

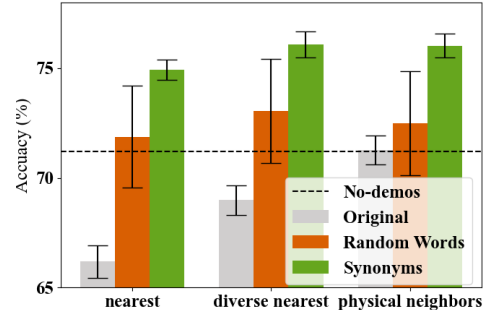


Figure 5: **Effect of synonyms labeling.** *Original*, *Random words*, and *Synonyms* indicate the original test labels, random words, and synonyms of the test labels are used in the demonstrations. Synonym labeling is critical over all retrieval methods.

To answer these questions, we compare three different methods of assigning labels: (1) using the original test labels, (2) using random words,<sup>6</sup> and (3) using the synonyms of the test labels, over the three different retrieval methods.

Results are shown in Figure 5. Using random words is consistently better than using the original labels, indicating that not using words from original test labels is important. Nonetheless, using synonyms is consistently better than using random words, indicating that informing the semantic space of the labels is still important. While these trends are consistent across different retrieval methods, the gap between using the original labels and using the synonyms is smaller when the retrieval method encourages diversity, e.g., the smallest with the physical neighbor method and the largest with the

<sup>6</sup>We construct a 1-1 mapping between the original test labels and random English unigrams, and assign the labels. Thus, the number of unique words used in the pseudo-demonstrations is the same as the number of unique labels.

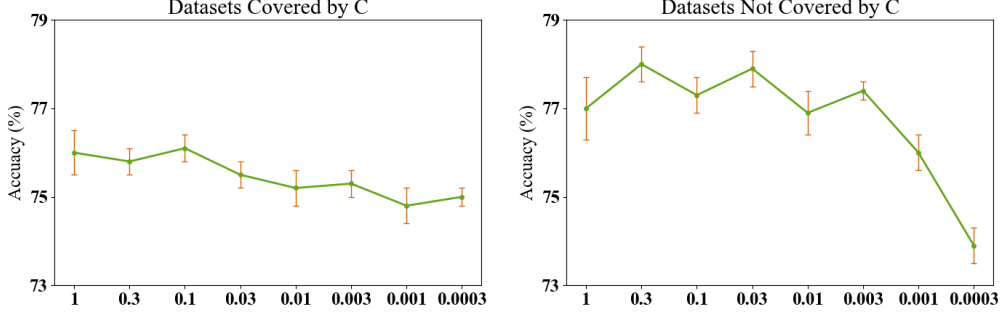


Figure 6: **Effect of the size of the corpus.** The  $x$ -axis indicates the size of the corpus, varying from 160M paragraphs (1) to 48K paragraphs (0.0003). Performance goes down as the corpus size decreases.

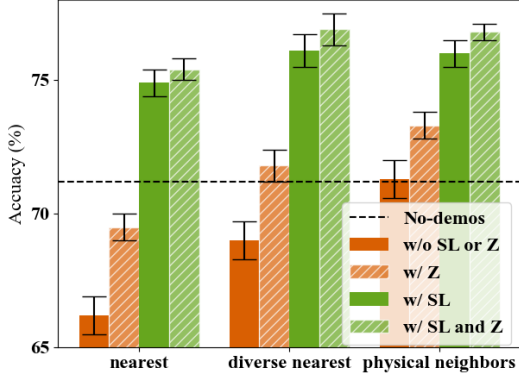


Figure 7: **Quantifying the Copying Effect.** *SL* and *Z* stand for synonym labeling and zeroing-out the induction heads, respectively. Techniques designed for reducing the copying effect (physical neighbor and synonym labeling) see less effect by zero-ing out the induction heads.

nearest method. This is likely because the physical neighbor method is already partially reducing the copying effect.

**Quantifying the Copying Effect.** To better quantify how much the gains are from avoiding the copying effect, we follow Anonymous (2023) in (1) identifying some induction heads in the Transformer layers that are most responsible for copying, and (2) zero-ing their weights out. If this leads to performance improvements, it is a strong indicator that the method has been suffering from the copying effect. We apply this method to three different retrieval methods: nearest, diverse nearest and physical neighbor introduced in Section 4.1.

Figure 7 reports results. First, all methods have performance improvements by zero-ing out the induction heads, indicating that all of them suffer from the copying effect to a certain degree. We then find that (1) nearest is affected the most and physical neighbor is affected the least, and (2) methods with synonym labeling are affected much less

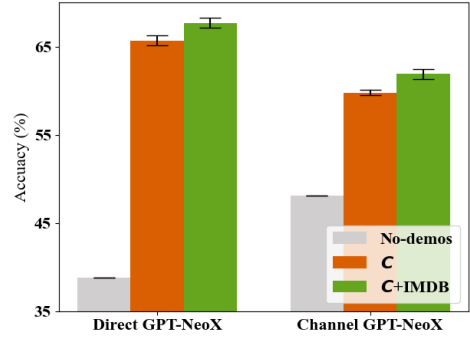


Figure 8: **Effect of the coverage of the corpus.** Performance of Z-ICL before and after IMDB is added to the corpus. Expanding the coverage of the corpus consistently improves the performance despite only 2% of the increase in the size of the corpus.

than their counterpart without synonym labeling. All of these are aligned with our earlier intuition that using physical neighbor instead of nearest, and using synonym labeling help reducing the copying effect.

**Effect of the size of the corpus.** We quantify the impact of the size of the corpus. This is important to judge whether Z-ICL can potentially achieve better results by scaling the corpus. We evaluate Z-ICL with a corpus with varying sizes, from 100% to 0.03% of the corpus.

Figure 6 demonstrates that performance goes down as the size of the corpus gets smaller. This is likely because there are less sentences that are sufficiently close to the test input when the corpus is smaller, thus the *relevance* of the nearest neighbors and the test input drops. This trend is clearer on the datasets covered by  $\mathcal{C}$  than on the datasets not covered by  $\mathcal{C}$ .

**Effect of the coverage of the corpus.** We quantify the impact of the coverage of the corpus, and whether adding more domains in the corpus im-



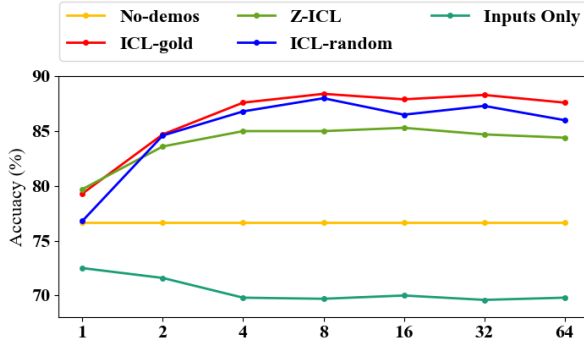


Figure 9: **Effect of the format of demonstrations** with varying numbers of demonstrations ( $k$ ). Z-ICL consistently performs on par with the oracle baseline, and “Inputs-only” performs significantly worse.

proves performance. We do so by adding the unlabeled portion of IMDB review (Maas et al., 2011) to the corpus  $\mathcal{C}$ . The size of  $\mathcal{C}$  increases only by 2%, but covers the domain of three datasets that were previously not covered (SST2, SST5 and MR).

Figure 8 shows the performance on three datasets before and after adding the IMDB corpus. Performance improves consistently over all LMs, even though it only adds up the size by 2%. This suggests that the coverage of the text corpus is important, and it is feasible to further improve the overall performance simply by expanding the corpus.

**Effect of the format of demonstrations.** How many input-label pairs does Z-ICL need to benefit from pseudo-demonstrations? Are gains from pseudo-demonstrations mainly from the fact that the LM conditions on relevant text, or does the LM benefit from a specific format of the pseudo-demonstrations: a concatenation of input-label pairs? To answer these questions, we experiment with (1) Z-ICL with varying range of  $k$  from 1 to 64, and (2) a variant of Z-ICL where the LM conditions on a concatenation of retrieved inputs, without randomly paired labels (called “Inputs-only”).

Results are shown in Figure 9. First, Z-ICL is significantly better than zero-shot baselines and stays on par with the oracle baselines consistently across different values of  $k$ . Moreover, using no labels (“Inputs-only”) performs significant worse than its counterparts. This suggests that Z-ICL takes advantages of the form of input-label pairs, and is beyond simply conditioning on relevant context.

## 7 Conclusion

In this paper, we introduce Z-ICL, a zero-shot in-context learning method that constructs pseudo-demonstrations from a raw text corpus. Our method (1) retrieves relevant text from the corpus using the nearest neighbor search, effectively informing the correct space of the inputs to the LM, and (2) twists the pseudo-demonstrations with physical neighbor and synonym labeling to avoid the copying effect. Evaluation on nine classification datasets shows Z-ICL significantly outperforms the previous zero-shot baseline, and performs on par with in-context learning with the  $k$ -shot training data. Overall, Z-ICL demonstrates that significantly higher LM zero-shot performance is possible, and opens up a new research direction on constructing better pseudo-demonstrations that expose the full capacity of a LM.

## Limitation

**Extension to multi-sentence tasks.** Our experiments are limited to single-sentence tasks, as we only retrieve single-sentence nearest neighbors to a test input. Multi-sentence tasks such as natural language inference would require constructing pseudo-demonstrations that consists of multiple sentences, which we leave for future work.

**Beyond classification.** Our experiments are limited to classification. Extensions to multi-choice tasks or generation tasks are not trivial, because there is no fixed set of options that are shared between inputs in the demonstrations and the test input. We leave extensions to non-classification tasks for future work.

**Better construction of pseudo-demonstrations.** We think future work can explore better constructing the pseudo-demonstrations. For instance, this paper uses manually chosen synonym labels (see Appendix B for more detail). We hypothesize that better pseudo-demonstrations can improve performance, which we leave for future work.

## References

- Anonymous. 2023. Overthinking the truth: Understanding how language models process false demonstrations. In *Submitted to The Eleventh International Conference on Learning Representations*. Under review.
- Francesco Barbieri, Jose Camacho-Collados, Luis Espinosa-Anke, and Leonardo Neves. 2020. Tweet-

- Eval: Unified Benchmark and Comparative Evaluation for Tweet Classification. In *EMNLP*.
- Sid Black, Stella Biderman, Eric Hallahan, Quentin Anthony, Leo Gao, Laurence Golding, Horace He, Connor Leahy, Kyle McDonell, Jason Phang, Michael Pieler, USVSN Sai Prashanth, Shivanshu Purohit, Laria Reynolds, Jonathan Tow, Ben Wang, and Samuel Weinbach. 2022. GPT-NeoX-20B: An open-source autoregressive language model. In *Proceedings of the ACL Workshop on Challenges & Perspectives in Creating Large Language Models*.
- Tom Brown, Benjamin Mann, Nick Ryder, Melanie Subbiah, Jared D Kaplan, Prafulla Dhariwal, Arvind Neelakantan, Pranav Shyam, Girish Sastry, Amanda Askell, Sandhini Agarwal, Ariel Herbert-Voss, Gretchen Krueger, Tom Henighan, Rewon Child, Aditya Ramesh, Daniel Ziegler, Jeffrey Wu, Clemens Winter, Chris Hesse, Mark Chen, Eric Sigler, Mateusz Litwin, Scott Gray, Benjamin Chess, Jack Clark, Christopher Berner, Sam McCandlish, Alec Radford, Ilya Sutskever, and Dario Amodei. 2020. Language models are few-shot learners. In *NeurIPS*.
- Xiaowen Ding, Bing Liu, and Philip S Yu. 2008. A holistic lexicon-based approach to opinion mining. In *Proceedings of the 2008 international conference on web search and data mining*.
- Tianyu Gao, Xingcheng Yao, and Danqi Chen. 2021. Simcse: Simple contrastive learning of sentence embeddings. In *EMNLP*.
- Suchin Gururangan, Mike Lewis, Ari Holtzman, Noah A. Smith, and Luke Zettlemoyer. 2021. Demix layers: Disentangling domains for modular language modeling. In *NAACL*.
- Jeff Johnson, Matthijs Douze, and Hervé Jégou. 2019. Billion-scale similarity search with GPUs. *IEEE Transactions on Big Data*.
- Jiachang Liu, Dinghan Shen, Yizhe Zhang, Bill Dolan, Lawrence Carin, and Weizhu Chen. 2021. What makes good in-context examples for gpt-3? In *Proceedings of Deep Learning Inside Out (DeeLIO 2022): The 3rd Workshop on Knowledge Extraction and Integration for Deep Learning Architectures*.
- Yanchen Liu, Timo Schick, and Hinrich Schütze. 2022. Semantic-oriented unlabeled priming for large-scale language models. *arXiv preprint arXiv:2202.06133*.
- Andrew L. Maas, Raymond E. Daly, Peter T. Pham, Dan Huang, Andrew Y. Ng, and Christopher Potts. 2011. Learning word vectors for sentiment analysis. In *Proceedings of the 49th Annual Meeting of the Association for Computational Linguistics: Human Language Technologies*.
- Sewon Min, Mike Lewis, Hannaneh Hajishirzi, and Luke Zettlemoyer. 2021. Noisy channel language model prompting for few-shot text classification. In *ACL*.
- Sewon Min, Xinxu Lyu, Ari Holtzman, Mikel Artetxe, Mike Lewis, Hannaneh Hajishirzi, and Luke Zettlemoyer. 2022. Rethinking the role of demonstrations: What makes in-context learning work? In *EMNLP*.
- Bo Pang and Lillian Lee. 2004. A sentimental education: Sentiment analysis using subjectivity summarization based on minimum cuts. In *ACL*.
- Adam Paszke, Sam Gross, Francisco Massa, Adam Lerer, James Bradbury, Gregory Chanan, Trevor Killeen, Zeming Lin, Natalia Gimelshein, Luca Antiga, et al. 2019. Pytorch: An imperative style, high-performance deep learning library. In *NeurIPS*.
- Alec Radford, Jeffrey Wu, Rewon Child, David Luan, Dario Amodei, and Ilya Sutskever. 2019. Language models are unsupervised multitask learners. *OpenAI blog*.
- Yasaman Razeghi, Robert L Logan IV, Matt Gardner, and Sameer Singh. 2022. Impact of pretraining term frequencies on few-shot reasoning. *arXiv preprint arXiv:2202.07206*.
- Laria Reynolds and Kyle McDonell. 2021. Prompt programming for large language models: Beyond the few-shot paradigm. In *Extended Abstracts of the 2021 CHI Conference on Human Factors in Computing Systems*.
- Ohad Rubin, Jonathan Herzig, and Jonathan Berant. 2021. Learning to retrieve prompts for in-context learning. In *NAACL*.
- Richard Socher, Alex Perelygin, Jean Wu, Jason Chuang, Christopher D Manning, Andrew Y Ng, and Christopher Potts. 2013. Recursive deep models for semantic compositionality over a sentiment treebank. In *EMNLP*.
- Ben Wang and Aran Komatsuzaki. 2021. Gpt-j-6b: A 6 billion parameter autoregressive language model.
- Qizhe Xie, Zihang Dai, Eduard Hovy, Minh-Thang Luong, and Quoc V Le. 2020. Unsupervised data augmentation for consistency training. In *NeurIPS*.
- Sang Michael Xie, Aditi Raghunathan, Percy Liang, and Tengyu Ma. 2022. An explanation of in-context learning as implicit bayesian inference. In *ICLR*.
- Aohan Zeng, Xiao Liu, Zhengxiao Du, Zihan Wang, Hanyu Lai, Ming Ding, Zhuoyi Yang, Yifan Xu, Wendi Zheng, Xiao Xia, et al. 2022. Glm-130b: An open bilingual pre-trained model. *arXiv preprint arXiv:2210.02414*.
- Xiang Zhang, Junbo Zhao, and Yann LeCun. 2015. Character-level convolutional networks for text classification. In *NeurIPS*.
- Tony Z Zhao, Eric Wallace, Shi Feng, Dan Klein, and Sameer Singh. 2021. Calibrate before use: Improving few-shot performance of language models. In *ICML*.

## A Data Statistics

**Corpus.** We take the same English corpus from (Gururangan et al., 2021) covering 16 diverse domains: 1B, CS, LEGAL, MED, WEBTEXT, REALNEWS, REDDIT, REVIEWS, ACL PAPERS, BREAKING NEWS, CONTRACTS, CORD-19, GITHUB, GUTENBERG, TWEETS, and YELP REVIEWS. See the descriptions and statics in Table 6. For each domain, we 1) subsample 10M paragraphs if the data is larger, 2) split each paragraph into sentences, and 3) remove duplicate sentences while keeping the ordering of the sentences as in the original paragraphs.

**Evaluation datasets.** Statistics and descriptions of our evaluation datasets are reported in Table 7. For each dataset, we subsample 2000 test examples uniformly at random if the test data is larger, due to limited computational resources.

## B Implementation Details

All implementations are done in PyTorch (Paszke et al., 2019). We use int8 quantization (Zeng et al.,

2022) to run GPT-NeoX on 40GB A100 machines.

**Format of the demonstrations.** We use  $k = 16$  demonstration examples for all the baselines and methods, unless specified otherwise. We truncate each demonstration example to have up to 256 tokens and the concatenation of them to have up to 1,024 tokens.

**Nearest neighbor search.** We use SimCSE (Gao et al., 2021) to embed the corpus and the test inputs. We use FAISS (Johnson et al., 2019) to build an index for the corpus offline and perform nearest neighbor search at inference.

**Synonym labeling.** We manually choose a synonym of each label to perform synonym labeling. A full list of synonyms is reported in Table 7.

Domain	Description	#sentences
1B	NewsWire sentences	1.0M
CS	full-text CS papers from S2ORC	1.0M
LEGAL	U.S. court opinions, 1658 to 2018	3.0M
MED	full-text medical papers from S2ORC	1.0M
WEBTEXT	Web documents	2.1M
REALNEWS	articles from REALNEWS	1.8M
REDDIT	Reddit comments from pushshift.io	2.6M
REVIEWS	Amazon product reviews	3.1M
ACL PAPERS	NLP papers from ACL	46K
BREAKING NEWS	latest articles from 400 English news sites	0.5M
CONTRACTS	commercial legal contracts	47K
CORD-19	excerpts from COVID-19 research papers	0.9M
GITHUB	public Github repository contents	0.6M
GUTENBERG	copyright-expired books	0.9M
TWEETS	English tweets from 2013-2018	0.8M
YELP REVIEWS	Yelp restaurant reviews	7.5M

Table 6: List of domains from Gururangan et al. (2021).

Dataset	# examples	labels	synonyms
<i>Datasets covered by C</i>			
CR	2,000	"terrible", "great"	"bad", "good"
Amz	1,000	"negative", "positive"	"bad", "good"
Amz5	100,050 → 2,000	"terrible", "bad", "okay", "good", "great"	"horrible", "negative", "neutral", "positive", "excellent"
Yelp	7,600 → 2,000	"negative", "positive"	"bad", "good"
Yelp5	50,000 → 2,000	"terrible", "bad", "okay", "good", "great"	"horrible", "negative", "neutral", "positive", "excellent"
Tweet	2,000	"negative", "neutral", "positive"	"bad", "normal", "good"
<i>Datasets not covered by C</i>			
MR	2,000	"terrible", "great"	"bad", "good"
SST2	872	"terrible", "great"	"bad", "good"
SST5	2,210 → 2,000	"terrible", "bad", "okay", "good", "great"	"horrible", "negative", "neutral", "positive", "excellent"

Table 7: Statistics of evaluation datasets as well as their labels and synonyms.