

# Exploring Hybrid and Ensemble Models for Multiclass Prediction of Mental Health Status on Social Media

**Sourabh Zanwar**

RWTH Aachen University  
sourabh.zanwar@rwth-aachen.de

**Daniel Wiechmann**

University of Amsterdam  
d.wiechmann@uva.nl

**Yu Qiao**

RWTH Aachen University  
yu.qiao@rwth-aachen.de

**Elma Kerz**

RWTH Aachen University  
elma.kerz@ifaar.rwth-aachen.de

## Abstract

In recent years, there has been a surge of interest in research on automatic mental health detection (MHD) from social media data leveraging advances in natural language processing and machine learning techniques. While significant progress has been achieved in this interdisciplinary research area, the vast majority of work has treated MHD as a binary classification task. The multiclass classification setup is, however, essential if we are to uncover the subtle differences among the statistical patterns of language use associated with particular mental health conditions. Here, we report on experiments aimed at predicting six conditions (anxiety, attention deficit hyperactivity disorder, bipolar disorder, post-traumatic stress disorder, depression, and psychological stress) from Reddit social media posts. We explore and compare the performance of hybrid and ensemble models leveraging transformer-based architectures (BERT and RoBERTa) and BiLSTM neural networks trained on within-text distributions of a diverse set of linguistic features. This set encompasses measures of syntactic complexity, lexical sophistication and diversity, readability, and register-specific ngram frequencies, as well as sentiment and emotion lexicons. In addition, we conduct feature ablation experiments to investigate which types of features are most indicative of particular mental health conditions.

## 1 Introduction

Mental health is a major challenge in healthcare and in our modern societies at large, as evidenced by the topic's inclusion in the United Nations' 17 Sustainable Development Goals. The World Health Organization estimates that 970 million people worldwide suffer from mental health issues, the most common being anxiety and depressive disorders<sup>1</sup>. The problem is compounded by the fact that

<sup>1</sup><https://www.who.int/news-room/fact-sheets/detail/mental-disorders>

the rate of undiagnosed mental disorders has been estimated to be as high as 45% (La Vonne et al., 2012). The societal impact of mental health disorders requires prevention and intervention strategies focused primarily on screening and early diagnosis. In keeping with the WHO Mental Health Action Plan (Saxena et al., 2013), natural language processing and machine learning can make an important contribution to gathering more comprehensive information and knowledge about mental illness. In particular, an increasing use of social media platforms by individuals is generating large amounts of high-quality behavioral and textual data that can support the development of computational solutions for the study of mental disorders. An emerging, interdisciplinary field of research at the intersections of computational linguistics, health informatics and artificial intelligence now leverages natural language processing techniques to analyze such data to develop models for early detection of various mental health conditions.

Systematic reviews of this research show that the vast majority of the existing work has focused primarily on automatic identification of specific disorders, with depression and anxiety being the most commonly studied target conditions (Calvo et al., 2017; Chancellor and De Choudhury, 2020; Zhang et al., 2022). As a result, existing work has focused on developing binary classifiers that aim to distinguish between individuals with a particular mental illness and control users.

The current work addresses the more complex problem of distinguishing between multiple mental states, which is essential if we are to uncover the subtle differences among the statistical patterns of language use associated with particular disorders. Specifically, in this paper we make the following contributions to the existing literature on health text mining based on social media data: (1) We frame the MHC detection tasks as a multiclass prediction task aimed to determine to what

extent six mental health conditions (anxiety, attention deficit hyperactivity disorder, bipolar disorder, post-traumatic stress disorder, depression, and psychological stress) can be predicted on the basis of social media posts from Reddit. (2) We explore and compare the performance of hybrid and ensemble models leveraging transformer-based architectures (BERT and RoBERTa) and BiLSTM neural networks trained on within-text distributions of a diverse set of linguistic features. (3) We conduct feature ablation experiments to investigate which types of features are most indicative of particular mental health conditions.

This paper is organized into five sections. Section 2 provides a concise overview of the current state of research on mental health detection from Reddit social media posts. Section 3 presents the experimental setup including descriptions of the data, the type of linguistic features used and their computation, and the modeling approach. The main results are presented and discussed in Section 4. In Section 5 general conclusions are drawn and an outlook is given.

## 2 Related work

A growing body of research has demonstrated that NLP techniques in combination with text data from social media provide a valuable approach to understanding and modeling people’s mental health and have the potential to enable more individualized and scalable methods for timely mental health care (see Calvo et al. (2017); Chancellor and De Choudhury (2020); Zhang et al. (2022), for systematic reviews). A surge in the number of research initiatives by way of workshops and shared tasks, such as Computational Linguistics and Clinical Psychology (CLPsych) Workshop, Social Media Mining for Health Applications (SMMH) and International Workshop on Health Text Mining and Information Analysis (LOUHI), are advancing this research area: It fosters an interdisciplinary approach to automatic methods for the collection, extraction, representation, and analysis of social media data for health informatics and text mining that tightly integrates insights from clinical and cognitive psychology with natural language processing and machine learning. It actively contributes to making publicly available large labeled and high quality datasets, the availability of which has a significant impact on modeling and understanding mental health.

While earlier research on social media mining

for health applications has been conducted primarily with Twitter texts (Braithwaite et al., 2016; Coppersmith et al., 2014), a more recent stream of research has turned towards leveraging Reddit as a richer source for constructing mental health benchmark datasets (Cohan et al., 2018; Turcan and McKeown, 2019). Reddit is an interactive, discussion-oriented platform without any length constraints like Twitter, where posts are limited to 280 characters. Its users, the Redditors, are anonymous and the site is clearly organized into more than two million different topics, subreddits. Another crucial fact that makes Reddit more suitable for health text mining is that, unlike Twitter (with its limited text length), extended text production provides a richer linguistic signal that allows analysis at all levels of organization (morpho-syntactic complexity, lexical and phrasal variety, and sophistication and readability). Yates et al. (2017), for instance, proposed an approach for automatically labeling the mental health status of Reddit users. Reflecting the topic organization of Reddits with its subreddits, the authors created high precision patterns to identify users who claimed to have been diagnosed with a mental health condition (diagnosed users) and used exclusion criteria to match them with control users. To prevent easy identification of diagnosed users, the resulting dataset excluded all obvious expressions used to construct it. This approach was also adapted to other mental health conditions (Cohan et al., 2018).

Previous research on health text mining from social media posts has primarily focused on the automatic identification of specific mental disorders and has treated it as a binary classification task aimed at distinguishing between users with a target mental condition and control ones (see the systematic reviews mentioned above). To the best of our knowledge, the only two exceptions are Gkotsis et al. (2017) and Murarka et al. (2021). Gkotsis et al. (2017) proposed an approach to classify mental health-related posts according to theme-based subreddit groupings using deep learning techniques. The authors constructed a dataset of 458,240 posts from mental health related subreddits paired with a control set approximately matched in size (476,388 posts). The mental health-related posts were grouped into 11 MHC themes (addiction, autism, anxiety, bipolar, BPD, depression, schizophrenia, selfharm, SuicideWatch, cripplingalcoholism, opiates) based on a combination

of manual assessment steps and automated topic detection. Their best performing model, a convolutional neural network classifier trained on word embeddings, was able to identify the correct theme with a weighted average accuracy of 71.37%. The approach taken in this work was primarily aimed at identifying posts that are relevant to a mental health subreddit, as well as the actual mental health topic to which they relate. Another more recent exception similar to our work is [Murarka et al. \(2021\)](#). The authors used RoBERTa (Robustly Optimized BERT Pretraining Approach, [Liu et al. \(2019\)](#)) to build multiclass models to identify five mental health conditions from Reddit posts (ADHD, anxiety, bipolar disorder, depression, and PTSD). The model was trained on a dataset consisting of Reddit subreddits with 17,159 posts. The RoBERTa-based model achieved a macro-averaged F1 value of 89%, with F1 values for individual conditions ranging from 84% for depression to 91% for ADHD. Although these results appear impressive, they should be interpreted with caution: To obtain data for each of the mental health conditions, the authors extracted posts from five subreddits (*r/adhd*, *r/anxiety*, *r/bipolar*, *r/disorder*, *r/depression*, *r/ptsd*) and assigned them a class label corresponding to the name of the condition with which they were associated. Posts for the control group were selected from subreddits with a wide range of general topics (music, travel, India, politics, English, datasets, mathematics and science). The way the datasets in [Gkotsis et al. \(2017\)](#) and [Murarka et al. \(2021\)](#) are constructed rendered the classification tasks relatively easy, as it allows the classifier to use explicit mentions of mental health terms associated with a particular mental health condition. However, there is growing recognition that careful dataset construction is critical to developing robust and generalizable models for detecting mental health status on social media. This requires the removal of expressions indicating mental health status for both diagnosed and control users (see [Yates et al., 2017](#)) or SMHD ([Cohan et al., 2018](#)); see also [Chancellor and De Choudhury \(2020\)](#) and [Harrigian et al. \(2021\)](#) for discussions on obtaining ground truth labels for the positive classes and data preprocessing/selection).

The existing research on the detection of mental health conditions in social media mainly follows one of two approaches: One focuses on linguistic features, mainly in the form of unigrams with TF-

IDF (term frequency-inverse document frequency) weighting, or on specialized dictionaries, especially the categories from the Linguistic Inquiry and Word Count (LIWC) dictionaries ([De Choudhury et al., 2013](#); [Nguyen et al., 2014](#); [Sekulic and Strube, 2019](#); [Zomick et al., 2019](#)). The second centers on leveraging contextualized embedding techniques and pre-trained language models such as BERT ([Devlin et al., 2019](#)), ELMo ([Peters et al., 2018](#)), and RoBERTa (?), minimizing the need for tasks such as feature engineering or feature selection ([Gkotsis et al. \(2017\)](#); [Murarka et al. \(2021\)](#), see also [Su et al. \(2020\)](#) for a review). However, less work has been undertaken to date to explore hybrid and ensemble models for mental illness recognition that integrate engineered features with transformer-based language models. Such hybrid models have recently been successfully applied in the neighboring research area of personality recognition ([Mehta et al., 2020](#); [Kerz et al., 2022](#)).

### 3 Experimental setup

#### 3.1 Dataset

The dataset used in this work was constructed from two recent corpora used for the detection of MHC: (1) the Self-Reported Mental Health Diagnoses (SMHD) dataset ([Cohan et al., 2018](#)) and (2) the Dreddit dataset ([Turcan and McKeown, 2019](#)). Both SMHD and Dreddit were compiled from Reddit, a social media platform consisting of individual topic communities called subreddits, including those relevant to MHC detection. The length of Reddit posts makes them a particularly valuable resource, as it allows modeling of the distribution of linguistic features in the text.

SMHD is a large dataset of social media posts from users with nine mental health conditions (MHC) corresponding to branches in the DSM-5 ([APA, 2013](#)), an authoritative taxonomy for psychiatric diagnoses. User-level MHC labels were obtained through carefully designed distantly supervised labeling processes based on diagnosis pattern matching. The pattern matching leveraged a seed list of diagnosis keywords collected from the corresponding DSM-5 headings and extended by synonym mappings. To prevent that target labels can be easily inferred from the presence of MHC indicating words/phrases in the posts, all posts made to mental health-related subreddits or containing keywords related to a mental health condition were removed from the diagnosed users' data. Dread-

Table 1: Datasets statistics (number of posts, means and standard deviations of post length (in words) across mental health conditions and control groups.

MHC	Dataset	N posts	M length	SD
Stress	Dreaddit	1857	91	35
ADHD	SMHD	1849	91.4	57
Anxiety	SMHD	1846	91.7	56.3
Bipolar	SMHD	1848	93	57.7
Depression	SMHD	1846	92.4	58.7
PTSD	SMHD	1600	95.7	59.9
Control	Dreaddit	1696	83.6	29.7
	SMHD	1805	78.8	48.6

dit is a dataset of lengthy social media posts from subreddits in five domains that include stressful and non-stressful text. For a subset of 3.5k users employed in this paper, binary labels (+/- stressful) were obtained from aggregated ratings of five crowdsourced human annotators.

Based on these two corpora, we constructed a dataset with the goal of obtaining sub-corpora of equal size for the six MHCs targeted in this paper. To this end, we downsampled SMHD to match the size of Dreaddit and to be balanced in terms of class distributions. The sampling procedure from the SMHD dataset was such that each post was produced by a distinct user. In doing so, we addressed a concerning trend described in recent review articles that points to the presence of a relatively small number of unique individuals, which may hinder the generalization of models to platforms that are already demographically skewed (Chancellor and De Choudhury, 2020; Harrigan et al., 2021). These constraints were met for five of the nine MHC in the SMHD dataset (attention deficit hyperactivity disorder (ADHD), anxiety, bipolar, depression, post-traumatic stress disorder (PTSD)). The data for the control groups contained the full Dreaddit control subset, which contains just under 1700 posts, plus an additional 1805 control posts from the SMHD dataset that were matched in terms of post length. The control subset was intentionally designed as a majority class to reduce false positive (overdiagnosis) rates (see Merten et al. (2017) for discussion). Statistics for these datasets are presented in Table 1.

### 3.2 Measurement of within-text distributions of engineered features

A diverse set of features used in this work fall into the following eight broad categories: (1) features of morpho-syntactic complexity (N=19), (2) fea-

tures of lexical richness (N=52), (3) register-based n-gram frequency features (N=25), (4) readability features (N=14), and lexicon features designed to detect sentiment, emotion and/or affect (N=325). These features were subdivided into four categories: (5) Emotion/Sentiment, (6) LIWC, (7) Affect, and (8) General Inquirer. An overview of these features can be found in Table 4 in the appendix. All measurements of these features were calculated using an automated text analysis (ATA) system that employs a sliding window technique to compute sentence-level measurements (for recent applications of the ATA system in the context of text classification, see Qiao et al. (2021) and Kerz et al. (2022)). These measurements capture the within-text distributions of scores for a given feature. Tokenization, sentence splitting, part-of-speech tagging, lemmatization and syntactic PCFG parsing were performed using Stanford CoreNLP (Manning et al., 2014).

Figure 1 provides **some examples** of within-text distributions for four selected features for twelve randomly selected Reddit posts from two datasets used in our work. Each of panels in Figure 1 shows the distributions of four of the 436 textual features for one 24 randomly selected texts. The panels on top show the within-text distributions for 12 randomly selected Reddit posts categorized as exhibiting stress from the Dreaddit dataset. The panels on the bottom show the within-text distributions for 12 randomly selected posts from the SMHD dataset from users diagnosed with depression. We note that the distribution of feature values is generally not uniform, but shows large fluctuations over the course of the text. Furthermore, high values in one feature are often counterbalanced by low values in another feature. The classification models described in Section 3.3 are designed to detect local peaks of particular features and exploit the fluctuations for the detection of specific MHCs.

### 3.3 Modeling approach

We built five multiclass classification models to predict six mental health conditions (depression, anxiety, bipolar, ADHD, stress and PTSD): Two of these models leverage transformer-based architectures: BERT (Devlin et al., 2019) and RoBERTa (?). These serve as the baseline models and components of our hybrid model. We used the pretrained ‘bert-base-uncased’ and ‘roberta-base’ models from the Huggingface Transformers library (Wolf et al.,

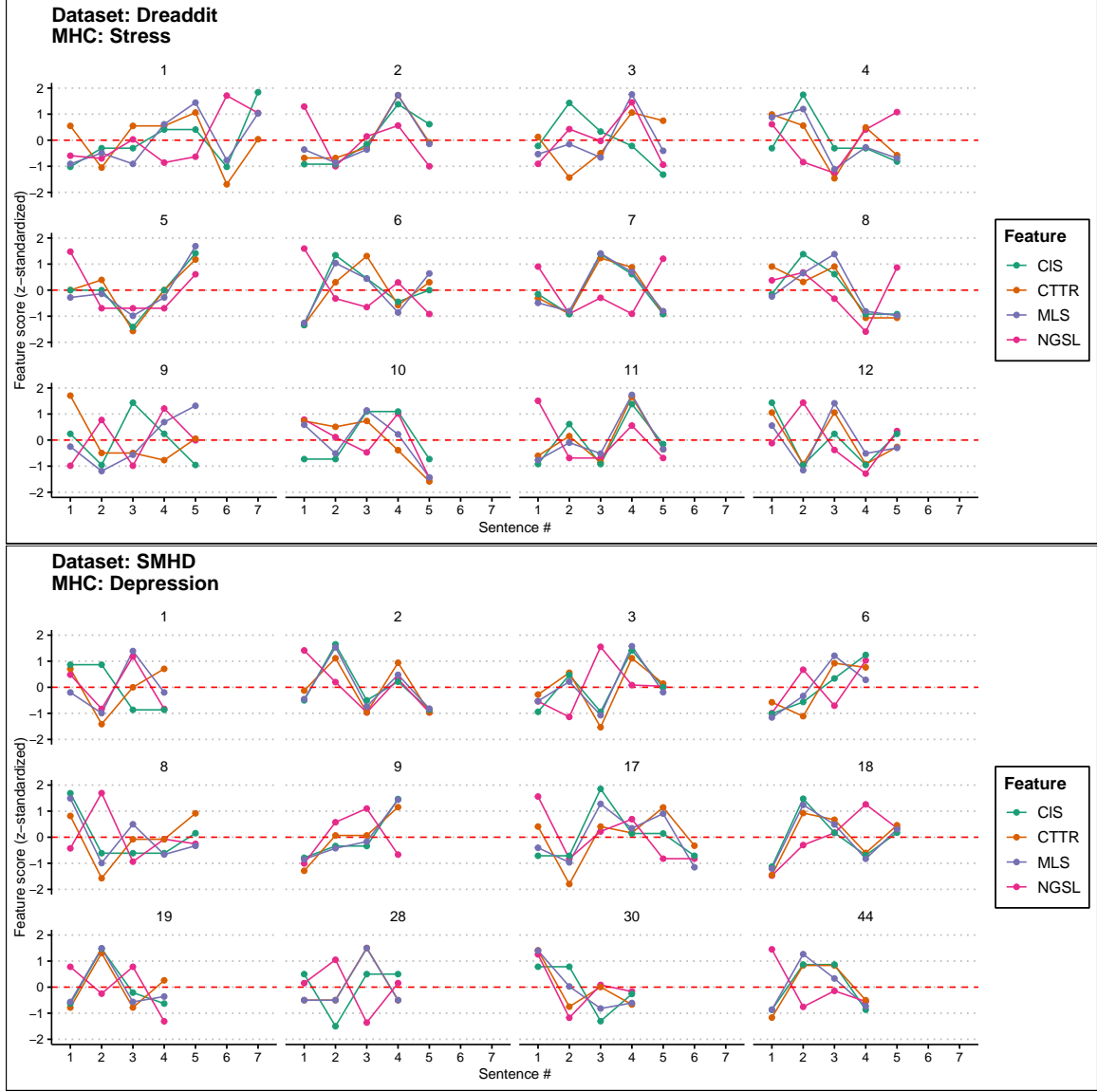


Figure 1: Within-text distributions of CIS (Clauses per Sentence), CTTR (corrected Type/Token Ratio), MLS (Mean Length of Sentence in Words), NGSL (Number of Sophisticated Words). Panels on top show the within-text distributions for 12 randomly selected Reddit posts categorized as exhibiting stress from the Dreddit dataset. Bottom panels show the within-text distributions for 12 randomly selected posts from the SMHD dataset from users diagnosed with depression.

2020), each with an intermediate bidirectional long short-term memory (BiLSTM) layer with 256 hidden units (Al-Omari et al., 2020). The third model is a BiLSTM classifier (Psyling-BiLSTM) trained solely on the eight feature groups described in Section 3.2. Specifically, we constructed a 4-layer BiLSTM with a hidden state dimension of 1024. The input to that model was a sequence  $CM_1^N = (CM_1, CM_2 \dots, CM_N)$ , where  $CM_i$ , the output of ATA for the  $i$ th sentence of a post, is a 436 dimensional vector and  $N$  is the sequence length. To predict the labels of a sequence, we concatenate the last hidden states of the last layer in forward ( $\vec{h}_n$ ) and backward directions ( $\overleftarrow{h}_n$ ). The

result vector of concatenation  $h_n = [\vec{h}_n | \overleftarrow{h}_n]$  is then transformed through a 2-layer feedforward neural network, whose activation function is Rectifier Linear Unit (Agarap, 2018). The output of this is then passed to a Fully Connected (FC) layer with ReLU activation function and dropout of 0.2 and it is fed to a final FC layer. The output is passed through sigmoid function and finally a threshold is used to determine the labels. We trained these models for 500 epochs, and saved the model that performs best on validation set, with a batch size of 256 and a sequence length of 10. The fourth model (Hybrid) is a hybrid classification model that integrates (i) a pretrained RoBERTa model whose output is

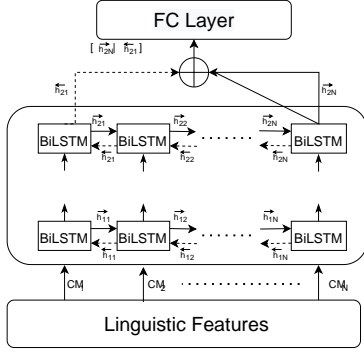


Figure 2: Structure diagram of BiLSTM mental health classification model trained on linguistic features

passed through a BiLSTM layer and a subsequent FC layer with (ii) a BiLSTM network of linguistic features of the text with a subsequent FC layer. The FC layers of both components take as input the concatenation of last hidden states of the last BiLSTM layer in forward and backward direction. We concatenated the outputs of these components before finally feeding them into a final FC layer with a sigmoid activation function. Specifically, the component with the pretrained RoBERTa model comprised a 2-layer BiLSTM with 256 hidden units and a dropout of 0.2. The component with the linguistic features consists of a 3-layer BiLSTM with a hidden size of 512 and a dropout of 0.2. We trained this model for 12 epochs, saving the model with the best performance (F1-Score) on the development set. The optimizer used is AdamW with a learning rate of  $2e-5$  and a weight decay of  $1e-4$ . Structure diagrams of the model based solely on linguistic features and the hybrid architectures are presented in Figures 2 and 3. In order to reduce the variance of the estimates, we trained all models in a 5-fold CV setup. Reported values represent averages over five runs. The fifth model (Stacking) applied a stacking approach to ensemble all models (Wolpert, 1992).

The training procedure consisted of two stages (see Figure 4). In Stage 1, each of the four models was trained independently using 5-fold cross-validation. For each text sample in the test fold, we obtained a prediction vector from each of the four component models. These prediction vectors were then concatenated and constituted the input data in a subsequent training stage (Stage 2). The final predictions of the ensemble model were derived from another logistic regression model trained on the concatenated prediction vectors from Stage 1. To perform inference on the test set, the predic-

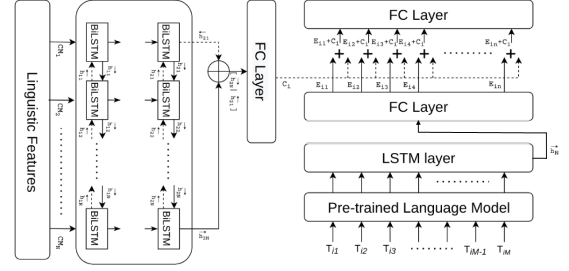


Figure 3: Structure diagram of the hybrid mental health classification models

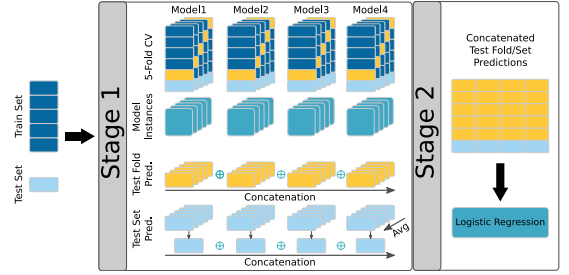


Figure 4: Schematic representation of ensembling by stacking.

tions of all model instances trained in Phase 1 were taken and averaged by model to serve as input to Phase 2 after concatenation. All hyperparameters for the training of each of the ensembled models were selected as specified above.

### 3.4 Feature ablation

To assess the relative importance of the feature groups in predicting six mental health conditions, we used Submodular Pick Lime (SP-LIME; (Ribeiro et al., 2016)). SP-LIME is a method to construct a global explanation of a model by aggregating the weights of linear models, that locally approximate the original model. To this end, we first constructed local explanations using LIME. Analogous to super-pixels for images, we categorized our features into eight groups (see section 3.2). We used binary vectors  $z \in \{0, 1\}^d$  to denote the absence and presence of feature groups in the perturbed data samples, where  $d$  is the number of feature groups. Here, ‘absent’ means that all values of the features in the feature group are set to 0, and ‘present’ means that their values are retained. For simplicity, a linear regression model was chosen as the local explanatory model. An exponential kernel function with Hamming distance and kernel width  $\sigma = 0.75\sqrt{d}$  was used to assign different weights to each perturbed data sample. After constructing their local explanation for each data sample in

the original dataset, the matrix  $W \in \mathbb{R}^{n \times d}$  was obtained, where  $n$  is the number of data samples in the original dataset and  $W_{ij}$  is the  $j$ th coefficient of the fitted linear regression model to explain data sample  $x_i$ . The global importance score of the SP-LIME for feature  $j$  can then be derived by:  $I_j = \sqrt{\sum_{i=1}^n |W_{ij}|}$

## 4 Results and Discussion

Table 2 gives an overview of the results of the five multiclass classification models described in Section 3.2. Our overall best-performing model (Stacking) achieved a macro F1 score of 31.4%, corresponding to an increase in performance of +3.4% F1 over the BERT baseline and +3.95% F1 over the RoBERTa baseline. In terms of class-wise performance, the highest prediction accuracy was achieved in the detection of stress with a maximum average F1 score of 77%. The second highest prediction accuracy was achieved for the control class with a maximum average F1 score of 53.58%. The next highest classification accuracies were observed for depression (27.48% F1) and ADHD (24.84% F1). Anxiety and bipolar exhibited maximum prediction accuracies greater than 18% F1. Lowest accuracy (14%) was obtained for PTSD. Our Psyling-BiLSTM-model trained exclusively on within-text distributions of eight feature groups achieved a macro F1 score of 22.20%, a decrease of -5.8% F1 from the BERT baseline and -5.25% F1 from the RoBERTa baseline. Another key finding of our experiments is that mental health state prediction benefits immensely from a hybrid approach: The results show that a hybrid model integrating a RoBERTa-based model with text-internal distributions of eight feature groups outperforms the transformer-based models by +1.8% (vs. BERT) and +2.35% (vs. RoBERTa) macro-F1. Moreover, the hybrid model efficiently combined the strengths of the two transformer models (BERT and RoBERTa) and Psyling-BiLSTM, which significantly increased the robustness of the model predictions: Both the transformer-based baseline models and the Psyling-BiLSTM showed below chance performance ( $< 12.5\%$  F1) for two of the seven classes. The hybrid model compensated for such drawbacks in an effective manner.

As for the error analysis, Figure 5 shows the confusion matrix of our best model (Stacking) normalized over the actual classes (in rows). We found that for five of the seven mental health conditions,

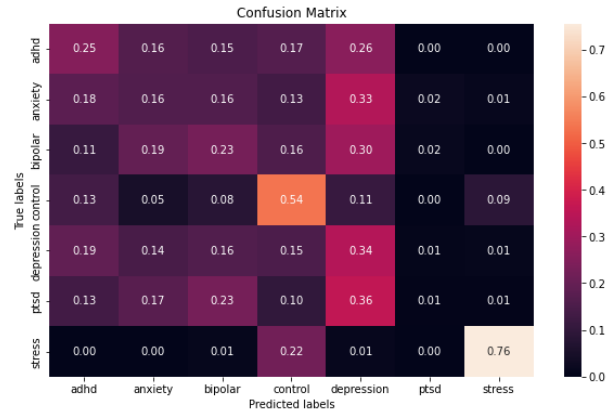


Figure 5: Confusion matrix of the stacking model on multi-class mental health status prediction.

the majority of model predictions applied to the correct class (ADHD 25%, bipolar 23%, depression 34%, stress 76%, control 54%). Bipolar disorder was frequently misclassified as PTSD (23%). Anxiety was most often classified as ADHD (18%), followed by bipolar disorder and correct classification (both 16%). Depression posts were most frequently confused with ADHD (19%), bipolar disorder (16%) and anxiety (14%). At the same time, depression was by far the most frequently predicted class overall, with an average prediction rate of 24.4%.

These findings reflect evidence in the psychiatric literature indicating that there is considerable overlap in clinical symptoms and pathophysiological processes and that depressive symptoms may also occur in the context of another psychiatric disorder (e.g., bipolar disorder) (Baldwin et al., 2002). Furthermore, psychiatric data suggest that depressive disorders (i.e., major depressive disorder and dysthymia) are highly comorbid with other common mental disorders (Rohde et al., 1991; Gold et al., 2020). In contrast, misclassifications in the stress category were almost exclusively controls (22% of all predictions), indicating that statistical patterns of language use reflecting stress differ from those for diagnosed mental health disorders. Controls were in turn most frequently confused with ADHD (13% of all predictions). This finding is consistent with the prevalence of overdiagnosis of ADHD in children and adolescents (Kazda et al., 2019). Finally, PTSD was correctly classified in only 1% of the cases, and typically misclassified as depression (36%) or bipolar (23%). That said, user posts were predicted by the stacking model to be PTSD only 6.5% (21/320) of the time, suggesting that the classifier is sensitive to the slightly lower frequency of

Table 2: Results of the multiclass classification. All numbers represent F1 scores averaged across 5 folds.

Models	Mental Health Condition							Average
	Depression	Anxiety	Bipolar	ADHD	Stress	PTSD	Control	
BERT	17.40	15.20	19.80	5.80	71.20	7.60	48.00	28.00
RoBERTa	27.48	12.83	3.46	17.88	76.22	1.46	52.85	27.45
Psyling-BiLSTM	19.40	15.80	9.60	14.60	51.80	4.00	36.60	22.20
Hybrid	18.40	17.00	11.80	19.40	77.00	14.00	50.60	29.80
Stacking	27.23	18.55	18.21	24.84	76.61	0.96	53.58	31.40

Table 3: Results of the feature ablation. Values represents I scores of a feature group in percent. Values in parentheses indicate the rank of a feature groups per MHC.

Feature Group	Importance					
	Depression	Anxiety	Adhd	Bipolar	Stress	Ptsd
Readability (N=14)	37.06 (1)	38.83 (1)	34.68 (1)	40.1 (1)	25.14 (2)	41.86 (1)
Reg.-spec. Ngram (N=25)	21.85 (2)	21.11 (2)	24.02 (2)	20.56 (2)	21.43 (3)	20 (2)
Lexical richness (N=52)	15.92 (3)	15.17 (3)	15.48 (3)	14.73 (3)	26.15 (1)	14.27 (3)
EmoSent (N=39)	12.09 (4)	11.98 (4)	11.79 (4)	11.87 (4)	12.18 (4)	11.46 (4)
MorphSyn complexity (N=19)	8.01 (5)	7.94 (5)	8.69 (5)	7.81 (5)	9.47 (5)	7.7 (5)
LIWC (N=61)	2.48 (6)	2.42 (6)	2.61 (6)	2.41 (6)	2.71 (6)	2.29 (6)
General Inquirer (N=188)	1.98 (7)	1.94 (7)	2.08 (7)	1.91 (7)	2.22 (7)	1.84 (7)
GALC (N=38)	0.62 (8)	0.61 (8)	0.66 (8)	0.6 (8)	0.69 (8)	0.58 (8)

this mental disorder. In view of the model’s tendency to avoid predictions for the less populated class, we conducted additional multiclass experiments without the PTSD class to determine how this would affect the overall pattern of findings. The results of these experiments revealed that the exclusion of PTSD yielded a slight improvement in overall classification accuracy, with the improvement over chance increasing from 18.9% F1 to 23.65% F1. In regards to rank order, the performances of the models mirror those of the models with PTSD: the hybrid model still outperformed both transformer-based models (+3.6% F1 over BERT and +3.37% F1 over RoBERTa) and the stacked generalization still yielded highest classification accuracy (+2.05% F1 over the hybrid model). The general patterns of misclassification remained the same (for further details, see Table 5 in the appendix).

The results of the feature ablation experiments are presented in Table 3. We found that the three most important feature groups across all six mental health conditions are rather general in nature: Readability, lexical richness, and register-specific n-gram frequencies. In comparison, the feature groups representing closed vocabulary approaches (EmoSent, LIWC, General Inquirer, GALC), which have been prominently used in previous work on health text mining, play a minor role. This is particularly striking given that these groups comprise a much greater number of features that have repeatedly been identified as mental health signals

(see, e.g., Resnik et al., 2013; Alvarez-Conrad et al., 2001; Tausczik and Pennebaker, 2010, Coppersmith et al., 2014). It is noteworthy that the ranking of the three most important feature groups is consistent across all five mental disorders assessed, with readability features being the most important group. In contrast, stress is strongly associated with features of lexical richness, which includes measures of lexical sophistication, variety, and density. Taken together, these results suggest that research in health text mining and automatic prediction of mental health conditions should move beyond lexicon-based feature groups and place a greater emphasis on more general text features.

## 5 Conclusion and Outlook

In this paper, we reported on multiclass classification experiments aimed at predicting six mental health conditions from Reddit social media posts. We explored and compared the performance of hybrid and ensemble models leveraging transformer-based architectures (BERT and RoBERTa) and BiLSTM networks trained on within-text distributions of a diverse set of linguistic features. Our results show that the proposed hybrid models significantly improve both model robustness and model accuracy compared to transformer-based baseline models. The use of model stacking proved to be an effective technique to further improve model accuracy. Ablation experiments revealed that the importance of textual features concerning readability, register-specific n-gram frequency and lexical richness far



outweighs the importance of closed vocabulary features. In future work, we intend to perform comprehensive feature analysis based on within-text distribution to identify most distinctive indicators of diverse depressive disorders. We also intend to extend the approach presented here to incorporate features of textual cohesion. In addition, we intend to integrate the proposed approach with data on the behavioral activity of the individual, such as the frequency of posting and the temporal distribution of posting histories.

## References

- Abien Fred Agarap. 2018. Deep learning using rectified linear units (RELU). *arXiv preprint arXiv:1803.08375*.
- Hani Al-Omari, Malak A. Abdullah, and Samira Shaikh. 2020. Emodet2: Emotion detection in English textual dialogue using bert and bilstm models. In *2020 11th International Conference on Information and Communication Systems (ICICS)*, pages 226–232.
- APA. 2013. Diagnostic and statistical manual of mental disorders. *American Psychiatric Association*, 21(21):591–643.
- Oscar Araque, Lorenzo Gatti, Jacopo Staiano, and Marco Guerini. 2019. Depechemood++: a bilingual emotion lexicon built through simple yet powerful techniques. *IEEE transactions on affective computing*.
- David S Baldwin, Dwight L Evans, RM Hirschfeld, and Siegfried Kasper. 2002. Can we distinguish anxiety from depression? *Psychopharmacology Bulletin*, 36:158–165.
- Margaret M Bradley and Peter J Lang. 1999. Affective norms for English words (ANEW): Instruction manual and affective ratings. Technical report, Technical report C-1, the center for research in psychophysiology . . . .
- Scott R Braithwaite, Christophe Giraud-Carrier, Josh West, Michael D Barnes, and Carl Lee Hanson. 2016. Validating machine learning algorithms for Twitter data against established measures of suicidality. *JMIR mental health*, 3(2):e4822.
- Marc Brysbaert, Paweł Mander, Samantha F McCormick, and Emmanuel Keuleers. 2019. Word prevalence norms for 62,000 English lemmas. *Behavior research methods*, 51(2):467–479.
- Rafael A Calvo, David N Milne, M Sazzad Hussain, and Helen Christensen. 2017. Natural language processing in mental health applications using non-clinical texts. *Natural Language Engineering*, 23(5):649–685.
- Erik Cambria, Robyn Speer, Catherine Havasi, and Amir Hussain. 2010. Senticnet: A publicly available semantic resource for opinion mining. In *2010 AAAI fall symposium series*.
- Stevie Chancellor and Munmun De Choudhury. 2020. Methods in predictive techniques for mental health status on social media: a critical review. *NPJ digital medicine*, 3(1):1–11.
- Arman Cohan, Bart Desmet, Andrew Yates, Luca Soldaini, Sean MacAvaney, and Nazli Goharian. 2018. SMHD: a large-scale resource for exploring online language usage for multiple mental health conditions. In *Proceedings of the 27th International Conference on Computational Linguistics*, Santa Fe, New Mexico, USA. Association for Computational Linguistics.
- Glen Coppersmith, Mark Dredze, and Craig Harman. 2014. Quantifying mental health signals in Twitter. In *Proceedings of the workshop on computational linguistics and clinical psychology: From linguistic signal to clinical reality*, pages 51–60.
- Mark Davies. 2008. The Corpus of Contemporary American English (COCA): 560 million words, 1990-present.
- Munmun De Choudhury, Scott Counts, and Eric Horvitz. 2013. Social media as a measurement tool of depression in populations. In *Proceedings of the 5th annual ACM web science conference*, pages 47–56.
- Jacob Devlin, Ming-Wei Chang, Kenton Lee, and Kristina Toutanova. 2019. BERT: Pre-training of deep bidirectional transformers for language understanding. In *Proceedings of the 2019 Conference of the North American Chapter of the Association for Computational Linguistics: Human Language Technologies, Volume 1 (Long and Short Papers)*, Minneapolis, Minnesota. Association for Computational Linguistics.
- George Gkotsis, Anika Oellrich, Sumithra Velupillai, Maria Liakata, Tim JP Hubbard, Richard JB Dobson, and Rina Dutta. 2017. Characterisation of mental health conditions in social media using informed deep learning. *Scientific reports*, 7(1):1–11.
- Stefan M Gold, Ole Köhler-Forsberg, Rona Moss-Morris, Anja Mehnert, J Jaime Miranda, Monika Bullinger, Andrew Steptoe, Mary A Whooley, and Christian Otte. 2020. Comorbid depression in medical diseases. *Nature Reviews Disease Primers*, 6(1):1–22.
- Keith Harrigan, Carlos Aguirre, and Mark Dredze. 2021. On the state of social media data for mental health research. In *Proceedings of the Seventh Workshop on Computational Linguistics and Clinical Psychology: Improving Access*, Online. Association for Computational Linguistics.

- Brendan T Johns, Melody Dye, and Michael N Jones. 2020. Estimating the prevalence and diversity of words in written language. *Quarterly Journal of Experimental Psychology*, 73(6):841–855.
- Luise Kazda, Katy Bell, Rae Thomas, Kevin McGeechan, and Alexandra Barratt. 2019. Evidence of potential overdiagnosis and overtreatment of attention deficit hyperactivity disorder (ADHD) in children and adolescents: protocol for a scoping review. *BMJ open*, 9(11):e032327.
- Elma Kerz, Yu Qiao, Sourabh Zanwar, and Daniel Wiechmann. 2022. Pushing on personality detection from verbal behavior: A transformer meets text contours of psycholinguistic features. In *Proceedings of the 12th Workshop on Computational Approaches to Subjectivity, Sentiment & Social Media Analysis*, Dublin, Ireland. Association for Computational Linguistics.
- Victor Kuperman, Hans Stadthagen-Gonzalez, and Marc Brysbaert. 2012. Age-of-acquisition ratings for 30,000 English words. *Behavior research methods*, 44(4):978–990.
- A Downey La Vonne, Leslie S Zun, and Trena Burke. 2012. Undiagnosed mental illness in the emergency department. *The Journal of emergency medicine*, 43(5):876–882.
- Yinhan Liu, Myle Ott, Naman Goyal, Jingfei Du, Mandar Joshi, Danqi Chen, Omer Levy, Mike Lewis, Luke Zettlemoyer, and Veselin Stoyanov. 2019. RoBERTa: A robustly optimized BERT pretraining approach. *arXiv preprint arXiv:1907.11692*.
- Christopher Manning, Mihai Surdeanu, John Bauer, Jenny Finkel, Steven Bethard, and David McClosky. 2014. The Stanford CoreNLP natural language processing toolkit. In *Proceedings of 52nd annual meeting of the association for computational linguistics: system demonstrations*, pages 55–60.
- Yash Mehta, Samin Fatehi, Amirmohammad Kazameini, Clemens Stachl, Erik Cambria, and Sauleh Eetemadi. 2020. Bottom-up and top-down: Predicting personality with psycholinguistic and language model features. In *2020 IEEE International Conference on Data Mining (ICDM)*, pages 1184–1189. IEEE.
- Eva Charlotte Merten, Jan Christopher Cwik, Jürgen Margraf, and Silvia Schneider. 2017. Overdiagnosis of mental disorders in children and adolescents (in developed countries). *Child and adolescent psychiatry and mental health*, 11(1):1–11.
- Saif Mohammad. 2018. Obtaining reliable human ratings of valence, arousal, and dominance for 20,000 English words. In *Proceedings of the 56th Annual Meeting of the Association for Computational Linguistics (Volume 1: Long Papers)*, pages 174–184.
- Saif Mohammad, Svetlana Kiritchenko, and Xiaodan Zhu. 2013. NRC-Canada: Building the state-of-the-art in sentiment analysis of tweets. In *Proceedings of the seventh international workshop on Semantic Evaluation Exercises (SemEval-2013)*, Atlanta, Georgia, USA.
- Saif M Mohammad and Peter D Turney. 2013. Crowdsourcing a word–emotion association lexicon. *Computational intelligence*, 29(3):436–465.
- Ankit Murarka, Balaji Radhakrishnan, and Sushma Ravichandran. 2021. Classification of mental illnesses on social media using RoBERTa. In *Proceedings of the 12th International Workshop on Health Text Mining and Information Analysis*, pages 59–68.
- Thin Nguyen, Dinh Phung, Bo Dao, Svetha Venkatesh, and Michael Berk. 2014. Affective and content analysis of online depression communities. *IEEE Transactions on Affective Computing*, 5(3):217–226.
- James W Pennebaker, Martha E Francis, and Roger J Booth. 2001. Linguistic inquiry and word count: Liwc 2001. *Mahway: Lawrence Erlbaum Associates*, 71(2001):2001.
- Matthew E. Peters, Mark Neumann, Mohit Iyyer, Matt Gardner, Christopher Clark, Kenton Lee, and Luke Zettlemoyer. 2018. Deep contextualized word representations. In *Proceedings of the 2018 Conference of the North American Chapter of the Association for Computational Linguistics: Human Language Technologies, Volume 1 (Long Papers)*, New Orleans, Louisiana. Association for Computational Linguistics.
- Yu Qiao, Xuefeng Yin, Daniel Wiechmann, and Elma Kerz. 2021. Alzheimer’s Disease Detection from Spontaneous Speech Through Combining Linguistic Complexity and (Dis)Fluency Features with Pre-trained Language Models. In *Proceedings of InterSpeech 2021*, pages 3805–3809.
- Marco Tulio Ribeiro, Sameer Singh, and Carlos Guestrin. 2016. " why should i trust you?" explaining the predictions of any classifier. In *Proceedings of the 22nd ACM SIGKDD international conference on knowledge discovery and data mining*, pages 1135–1144.
- Paul Rohde, Peter M Lewinsohn, and John R Seeley. 1991. Comorbidity of unipolar depression: II. comorbidity with other mental disorders in adolescents and adults. *Journal of abnormal psychology*, 100(2):214.
- Shekhar Saxena, Michelle Funk, and Dan Chisholm. 2013. World health assembly adopts comprehensive mental health action plan 2013–2020. *The Lancet*, 381(9882):1970–1971.
- Klaus R Scherer. 2005. What are emotions? and how can they be measured? *Social science information*, 44(4):695–729.

- Ivan Sekulic and Michael Strube. 2019. Adapting deep learning methods for mental health prediction on social media. In *Proceedings of the 5th Workshop on Noisy User-generated Text (W-NUT 2019)*. Association for Computational Linguistics.
- Ryan A Stevenson, Joseph A Mikels, and Thomas W James. 2007. Characterization of the affective norms for English words by discrete emotional categories. *Behavior research methods*, 39(4):1020–1024.
- Philip J Stone, Dexter C Dunphy, and Marshall S Smith. 1966. The general inquirer: A computer approach to content analysis.
- Chang Su, Zhenxing Xu, Jyotishman Pathak, and Fei Wang. 2020. Deep learning in mental health outcome research: a scoping review. *Translational Psychiatry*, 10(1):1–26.
- Elsbeth Turcan and Kathy McKeown. 2019. Dreaddit: A Reddit dataset for stress analysis in social media. In *Proceedings of the Tenth International Workshop on Health Text Mining and Information Analysis (LOUHI 2019)*, pages 97–107. Association for Computational Linguistics.
- Thomas Wolf, Julien Chaumond, Lysandre Debut, Victor Sanh, Clement Delangue, Anthony Moi, Pierric Cistac, Morgan Funtowicz, Joe Davison, Sam Shleifer, et al. 2020. Transformers: State-of-the-art natural language processing. In *Proceedings of the 2020 Conference on Empirical Methods in Natural Language Processing: System Demonstrations*, pages 38–45.
- David H Wolpert. 1992. Stacked generalization. *Neural networks*, 5(2):241–259.
- Andrew Yates, Arman Cohan, and Nazli Goharian. 2017. Depression and self-harm risk assessment in online forums. In *Proceedings of the 2017 Conference on Empirical Methods in Natural Language Processing*, Copenhagen, Denmark. Association for Computational Linguistics.
- Tianlin Zhang, Annika M Schoene, Shaoxiong Ji, and Sophia Ananiadou. 2022. Natural language processing applied to mental illness detection: a narrative review. *NPJ digital medicine*, 5(1):1–13.
- Jonathan Zomick, Sarah Ita Levitan, and Mark Serper. 2019. Linguistic analysis of schizophrenia in reddit posts. In *Proceedings of the Sixth Workshop on Computational Linguistics and Clinical Psychology*, pages 74–83.

## A Appendix

Table 4: Overview of the 436 features investigated in the work.

Feature group	Number of features	Features	Example/Description
Morpho-syntactic	19	MLC MLS MLT C/S C/T DepC/C T/S CompT/T DepC/T CoordP/C CoordP/T NP.PostMod NP.PreMod CompN/C CompN/T VP/T BaseKolDef MorKolDef SynKolDef	Mean length of clause (words) Mean length of sentence (words) Mean length of T-unit (words) Clauses per sentence Clauses per T-unit Dependent clauses per clause T-units per sentence Complex T-unit per T-unit Dependent Clause per T-unit Coordinate phrases per clause Coordinate phrases per T-unit NP post-mod (word) NP pre-mod (word) Complex nominals per clause Complex nominals per T-unit Verb phrases per T-unit Kolmogorov Complexity Morphological Kolmogorov Complexity Syntactic Kolmogorov Complexity
Lexical richness	52	MLWc MLWs LD NDW CNDW TTR cTTR rTTR AFL ANC BNC NAWL NGSL NonStopWordsRate WordPrevalence Prevalence AoA-mean AoA-max	Mean length per word (characters) Mean length per word (syllables) Lexical density Number of different words NDW corrected by Number of words Type-Token Ratio (TTR) Corrected TTR Root TTR Sequences Academic Formula List LS (ANC) (top 2000) LS (BNC) (top 2000) LS New Academic Word List LS (General Service List) Ratio of words in NLTK non-stopword list See <a href="#">Brybaert et al. (2019)</a> Word prevalence list incl. 35 categories ( <a href="#">Johns et al. (2020)</a> ) avg. age of acquisition ( <a href="#">Kuperman et al. (2012)</a> ) max. age of acquisition

(continued)			
Register-based N-gram	25	Spoken ( $n \in [1, 5]$ ) Fiction ( $n \in [1, 5]$ ) Magazine ( $n \in [1, 5]$ ) News ( $n \in [1, 5]$ ) Academic ( $n \in [1, 5]$ )	Frequencies of uni-, bi-, tri-, four-, five-grams from the five sub-components (genres) of the COCA, see <a href="#">Davies (2008)</a>
Readability	14	ARI ColemanLiau DaleChall FleshKincaidGradeLevel FleshKincaidReadingEase Fry-x Fry-y Lix SMOG GunningFog DaleChallPSK  FORCAST Rix Spache	Automated Readability Index Coleman-Liau Index Dale-Chall readability score Flesch-Kincaid Grade Level Flesch Reading Ease score x coord. on Fry Readability Graph y coord. on Fry Readability Graph Lix readability score Simple Measure of Gobbledygook Gunning Fog Index readability score Powers-Sumner-Kearl Variation of the Dale and Chall Readability score FORCAST readability score Rix readability score Spache readability score
<b>Lexicons:</b>	325		
EmoSent	39	ANEW-Emo lexicons Affective Norms for English Words DepecheMood++ NRC Word-Emotion Association NRC Valence, Arousal, and Dominance SenticNet Sentiment140	( <a href="#">Stevenson et al., 2007</a> ) ( <a href="#">Bradley and Lang, 1999</a> ) ( <a href="#">Araque et al., 2019</a> ) ( <a href="#">Mohammad and Turney, 2013</a> ) ( <a href="#">Mohammad, 2018</a> ) ( <a href="#">Cambria et al., 2010</a> ) ( <a href="#">Mohammad et al., 2013</a> )
GALC	38	Geneva Affect Label Coder	( <a href="#">Scherer, 2005</a> )
LIWC	61	LIWC	( <a href="#">Pennebaker et al., 2001</a> )
Inquirer	188	General Inquirer	( <a href="#">Stone et al., 1966</a> )

Table 5: Results of the multiclass classification of MHCs (without PTSD).

Models	Mental Health Condition						Average
	Depression	Anxiety	Bipolar	ADHD	Stress	Control	
BERT	4.36	29.12	3.47	28.88	77.37	52.22	32.2
RoBERTa	8.07	6.40	26.00	18.84	82.8	52.26	32.43
Psyling-BiLSTM	11.48	6.88	11.43	21.25	59.00	38.32	24.84
Hybrid	20.80	16.00	14.2	26.8	81.60	52.6	35.80
Model Stacking	21.93	18.96	21.93	19.10	83.14	55.22	37.85