

# LENS : A Learnable Evaluation Metric for Text Simplification

Mounica Maddela\*, Yao Dou\*, David Heineman, Wei Xu

School of Interactive Computing

Georgia Institute of Technology

{mmaddela, douy, david.heineman}@gatech.edu; wei.xu@cc.gatech.edu

## Abstract

Training learnable metrics using modern language models has recently emerged as a promising method for the automatic evaluation of machine translation. However, existing human evaluation datasets in text simplification are limited by a lack of annotations, unitary simplification types, and outdated models, making them unsuitable for this approach. To address these issues, we introduce the SIMPEVAL corpus that contains: SIMPEVAL<sub>ASSET</sub>, comprising 12K human ratings on 2.4K simplifications of 24 systems, and SIMPEVAL<sub>2022</sub>, a challenging simplification benchmark consisting of over 1K human ratings of 360 simplifications including generations from GPT-3.5. Training on SIMPEVAL<sub>ASSET</sub>, we present LENS, a Learnable Evaluation Metric for Text Simplification. Extensive empirical results show that LENS correlates better with human judgment than existing metrics, paving the way for future progress in the evaluation of text simplification. To create the SIMPEVAL datasets, we introduce RANK & RATE, a human evaluation framework that rates simplifications from several models in a list-wise manner by leveraging an interactive interface, which ensures both consistency and accuracy in the evaluation process. Our metric, dataset, and annotation toolkit are available at <https://github.com/Yao-Dou/LENS>.

## 1 Introduction

Text simplification aims to make texts easier to read while preserving their original meaning (Saggion, 2017). As a sentence can be simplified in many ways, such as paraphrasing complex words, deleting insignificant information, and splitting long sentences into shorter ones, an ideal automatic metric should consider different aspects of simplification, such as semantic similarity, fluency, and simplicity. Yet, existing metrics such as SARI (Xu et al., 2015)

Original Sentence from our SIMPEVAL<sub>2022</sub>: <sup>New Benchmark!</sup>

The book is illustrated with more than 200 newly commissioned color photographs by the British architectural photographer Morley von Sternberg, as well as older images where needed to illustrate buildings that have been significantly altered or demolished.

Reference (written by human):

The book contains more than 200 newly commissioned color photographs by Morley von Sternberg. It also contains older images which show buildings that were changed significantly or destroyed.

Simplifications:

Model	SARI	BERTScore	Human	LENS
From GPT-3.5 davinci-003 (zero shot): More than 200 <sup>brand-new, colored</sup> photographs <sup>have been taken</sup> by British architectural photographer Morley von Sternberg for this book. <sup>Additionally,</sup> older images <sup>have been used</sup> to <sup>show</sup> buildings that have <sup>changed</sup> or <sup>been destroyed</sup> .	0.410	0.919	85.67	1.022
From T5-3B: The book <sup>has</sup> more than 200 newly commissioned <sup>colour</sup> photographs by the British architectural photographer Morley von Sternberg. <sup>There are also</sup> older images where needed to <sup>show</sup> buildings that have been significantly altered or demolished.	0.454	0.932	74.33	0.731
From MUSS (Martin et al., 2022): The book is illustrated with more than 200 newly commissioned color photographs by the British architectural photographer Morley von Sternberg, as well as older images <sup>that have not been used a lot since the book was first published</sup> .	0.462	0.907	46.67	0.476

Figure 1: Automatic metric results on simplifications of a complex sentence from our SIMPEVAL<sub>2022</sub>. Our LENS metric achieves the best correlation with humans. While SARI fails to capture simplifications that deviate from the reference (first two examples), BERTScore fails to penalize hallucinations with high lexical overlap (third example).

and BERTScore (Zhang et al., 2020) tend to focus on one dimension and thus struggle to achieve a high correlation with human evaluation (Alva-Manchego et al., 2021) (Figure 1). These metrics fail even more in evaluating high-performing simplification systems, where the gaps in performance are close, calling for a more robust and accurate metric for text simplification.

Prior work on machine translation has shown the power of using language models as an automatic metric by training them on human judgments such as Direct Assessment (DA), rating on a continuous scale from 0 to 100, to generate prediction estimates (Rei et al., 2020; Sellam et al., 2020). However, existing human evaluation datasets for

\*Equal contribution.

text simplification are not suitable for training metrics because they either include a limited number of annotations (Alva-Manchego, 2021) or only focus on one specific type of simplification, such as sentence-splitting (Sulem et al., 2018a). Besides, these datasets do not include state-of-the-art generation models such as GPT-3.5 (Ouyang et al., 2022) that have been shown to generate texts indistinguishable from human-written texts.

In our work, we create a diverse human rating corpus called SIMPEVAL to train and evaluate automatic metrics for text simplification. SIMPEVAL corpus consists of two parts: SIMPEVAL<sub>ASSET</sub>, a set of 12K ratings on simplifications from 24 different simplification systems from the literature, and SIMPEVAL<sub>2022</sub>, consisting of 360 simplifications from the 4 top-performing models, including GPT-3.5, and 2 humans for evaluating automatic metrics on the most recent and more complex sentences (i.e., 40+ word long sentence about Qatar Word Cup 2022). Using SIMPEVAL<sub>ASSET</sub>, we introduce LENS, a Learnable Evaluation Metric for Text Simplification, based on RoBERTa (Liu et al., 2019). LENS is the first supervised metric for the task and uses an adaptive ranking loss that focuses on references closer to the system output in edit operations to promote fair comparison of simplifications that have undergone different edits (i.e., splitting, paraphrasing, and deletion). We demonstrate that LENS has stronger correlations with human judgments than existing metrics.

We also present RANK & RATE, a list-wise framework for human evaluation of text simplification that can also be easily adapted to other tasks, for creating SIMPEVAL. This framework is designed into three components: 1) categorizing system outputs into split-, deletion-, or paraphrase-focused simplifications, 2) highlighting edits using a state-of-the-art word alignment model (Lan et al., 2021), and 3) ranking and rating system outputs in an interactive interface. These features facilitate annotators to compare numerous system outputs (> 20) simultaneously and provide consistent ratings. We show that RANK & RATE achieves higher inter-annotator agreement than the existing Direct Assessment and Likert-scale methods, where each simplification is rated individually.

We release our new metric, datasets, and annotation interface publicly so that future researchers can use them for evaluating text simplification or building upon our work. We hope our work will

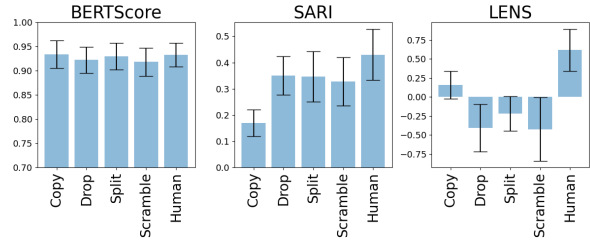


Figure 2: We show how different metrics rank conservative or corrupted systems and human simplifications from SIMPEVAL<sub>2022</sub>. We create four systems from the input: (i) **Copy** the input, (ii) **Drop** 10% of the words, (iii) **Scramble** 5% of the words, and (iv) **Split** by adding a period (“.”) in the middle. For each metric and system, we plot the average and standard deviation (i.e. the error bar) of the metric scores. BERTScore ranks conservative or corrupted systems above human simplifications. SARI penalizes “Copy” but ranks the corrupted systems such as “Scramble” above “Copy”. LENS is able to correctly rank “Human” above the conservative systems and “Copy” above the corrupted systems.

spur progress in text simplification evaluation.

## 2 Background

**Issues of Existing Automatic Metrics.** SARI (Xu et al., 2016) is the main metric for text simplification that computes F1/precision scores of the ngrams inserted, deleted, and kept when compared to human references. As SARI measures the ngram overlap between the simplification and the references, it penalizes lexical differences even when the simplification is synonymous with the reference as illustrated in the first two examples of Table 1. Recent work (Alva-Manchego, 2021) has shown that BERTScore, which measures similarity using BERT (Devlin et al., 2019) embeddings, is better at capturing semantic similarity between the simplification and the references. However, BERTScore fails to differentiate between conservative systems that do not simplify the input and those that simplify the input because it focuses on semantic similarity, which is not equivalent to measuring the simplicity of the output. Figure 2 shows the average metric scores by SARI and BERTScore for four conservative systems and one oracle system of human simplification.<sup>1</sup> BERTScore ranks the conservative systems higher than the human simplification. SARI is better at penalizing conservative

<sup>1</sup>We used 60 complex sentences and two human simplifications from SIMPEVAL<sub>2022</sub>. We selected one simplification as the oracle system of human-written simplification and the other as the reference to calculate metric scores.

systems because it focuses on the modifications made to the input. An ideal automatic metric for text simplification should capture not only semantic similarity but also the edits performed by the simplification system.

**Lack of Human Evaluation Data.** Supervised metrics that finetune language models using human ratings have shown to perform well on machine translation (Rei et al., 2021; Wan et al., 2021) and data-to-text generation (Sellam et al., 2020). However, there is a lack of human evaluation datasets suitable for finetuning pretrained language models for simplification evaluation. Alva-Manchego (2021) released 0-100 continuous scale ratings for 600 simplifications sampled from six systems, which is not large enough to train and evaluate evaluation metrics. Sulem et al. (2018a) released 5-point Likert scale ratings for 1750 simplifications generated by different parameter settings of six systems. However, these simplifications focus only on sentence splitting and do not include delete-and-paraphrase-focused simplifications. Furthermore, both datasets do not contain outputs from the state-of-the-art generation systems such as GPT-3.5 (Ouyang et al., 2022), which has been shown to generate fluent and relevant texts indistinguishable from human-written texts.

### 3 Automatic Evaluation Metric

We propose LENS (A Learnable Evaluation Metric for Text Simplification), the first supervised automatic metric for text simplification, that leverages pre-trained language models for semantic similarity and incorporates input into the metric to capture the edits performed by the simplification system.

#### 3.1 Collecting Human Judgements

We collect two new datasets namely SIMPEVAL<sub>ASSET</sub>, which includes 12K ratings on simplifications from 24 systems, to train LENS, and SIMPEVAL<sub>2022</sub>, which includes GPT-3.5 simplifications on more complex original sentences collected from Wikipedia after October 2022, to test LENS and compare LENS with the existing automatic metrics. We describe the interactive evaluation interface used to gather human ratings in §5.

##### 3.1.1 A Diverse Set of Simplification Systems

We collect human ratings for the outputs of the following 26 simplification systems including SOTA

models from the literature as well as GPT-3.5 and humans. These systems vary in terms of model architecture, training data, and size, which allows LENS to accurately assess the quality of different types of simplifications.

**Data-driven Neural Models.** We use ten supervised models: (i) three fine-tuned T5 models with various model sizes (Raffel et al., 2020a), (ii) a controllable T5 model that prepends tokens to the input to control the lexical and syntactic complexity of the output (Sheang and Saggion, 2021), (iii) a BART (Lewis et al., 2020) model that also uses control tokens (Martin et al., 2020), (iv) a BERT-initialized Transformer (Maddela et al., 2021), (v) a BiLSTM edit-based approach that first generates the edit operations, and then the simplification (Dong et al., 2019a), and (vi) a BiLSTM that directly generates simplifications using reinforcement learning (Zhang and Lapata, 2017). In addition, we also include one unsupervised model and one semi-supervised model by Surya et al. (2019) that uses an auto-encoder with adversarial and denoising losses.

**Few-shot Methods.** We include simplifications generated by GPT-3.5<sup>2</sup> under zero-shot and 5-shot settings (prompts are provided in Appendix B).

**Data-driven Statistical Methods.** We incorporate two systems that applied statistical machine translation (MT) approaches to text simplification: (i) a phrase-based MT system that reranks the outputs based on their dissimilarity with the input (Wubben et al., 2012), and (ii) a syntactic MT system that uses paraphrase rules for lexical simplification (Xu et al., 2016).

**Rule-based Methods.** Kumar et al. (2020) iteratively generates candidates using rules and ranks them with a linguistic scoring function.

**Hybrid Methods.** We utilize three hybrid systems that combine linguistic rules with data-driven methods: (i) Narayan and Gardent (2014) uses semantic structure to predict sentence splitting and paraphrases with a phrase-based MT system, (ii) Sulem et al. (2018b) performs splitting and deletion using linguistic rules and paraphrasing using a BiLSTM, and (iii) Maddela et al. (2021) generates candidates with different amounts of splitting and deletion and then paraphrases the best candidate

<sup>2</sup>Specifically, we use the text-davinci-003 model which is the most recent variant with 175B parameters.

System	Architecture	Data	Raw	Z-score
Human-1 (2020)	Human	ASSET	86.69	0.783
Human-2 (2020)	Human	ASSET	86.14	0.711
MUSS (2022)	BART-large	WikiLarge + Mined Data	84.48	0.653
ControlT5 (2021)	T5-base	WikiLarge	84.70	0.650
T5-3B (2020b)	T5	WikiAuto	82.79	0.492
T5-large	T5	WikiAuto	81.86	0.453
T5-base	T5	WikiAuto	82.15	0.443
Transformer (2017)	BERT-Transformer	WikiAuto	79.42	0.366
Control-Hybrid (2021)	BERT-Transformer	WikiAuto	79.44	0.323
Human-3 (2016)	Human	TurkCorpus	79.54	0.281
Simple Wiki	Auto-aligned	-	78.36	0.249
Dress (2017)	BiLSTM + RL	WikiLarge	77.18	0.206
Copy	-	-	76.81	0.103
ACCESS (2020)	Transformer	WikiLarge	73.25	0.001
SBMT-SARI (2016)	Statistical MT	PWKP	73.66	-0.014
PBMT-R (2012)	Statistical MT	PWKP	72.44	-0.066
EditNTS (2019b)	BiLSTM	WikiLarge	70.15	-0.162
BiLSTM	BiLSTM	WikiLarge	68.35	-0.245
SEMosses (2018b)	LSTM	WikiLarge	62.84	-0.565
UNTS (2019)	RNN	Wikipedia dump	62.66	-0.596
UNMT (2018)	RNN	Wikipedia dump	60.43	-0.673
Linguistic Rules (2020)	-	-	60.15	-0.687
Hybrid (2014)	Statistical MT	PWKP	55.36	-0.925
Scramble words	-	-	35.17	-1.954

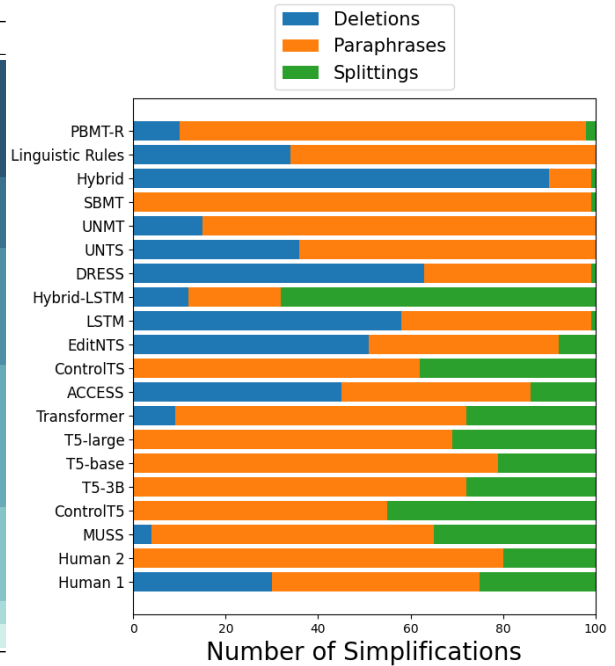


Table 1: Statistics of SIMPEVAL<sub>ASSET</sub> dataset that consists of human ratings for 2,400 simplifications across 24 diverse systems. The table on the left lists all the systems, and the figure on the right shows the distribution of the type of simplifications across systems. SIMPEVAL<sub>ASSET</sub> is diverse with respect to simplification systems and editing operations.

with a BERT-initialized Transformer (Rothe et al., 2020).

**Naive Baseline Methods.** Existing metrics are biased towards conservative systems because their outputs are generally fluent and exhibit high lexical overlap with the input/reference (Pang and Gimpel, 2019; Krishna et al., 2020). We add two conservative systems that are challenging for automatic metrics: (i) a system that always copies the input and (ii) a content-preserving but nonsensical system that scrambles 5% of the input words.

**Humans.** We also add human-written simplifications using different instructions from ASSET (Alva-Manchego et al., 2020) and TurkCorpus (Xu et al., 2016), and an auto-aligned one from the SimpleWiki (Kauchak, 2013).

### 3.1.2 SIMPEVAL Datasets

**Data Annotation.** For SIMPEVAL<sub>ASSET</sub>, we leverage the widely-used TurkCorpus test set (Xu et al., 2016), on which the past systems in literature have released their simplification outputs. We sample 100 input sentences from a pool of 359 original sentences and obtain the outputs from the authors of the various systems. For the fine-tuned T5 models (T5-3B, T5-large, and T5-base), we

generate the outputs ourselves. We then ask 5 in-house annotators to rate each simplification on a single 0-100 overall quality scale using our RANK & RATE framework (described in §5). In total, SIMPEVAL<sub>ASSET</sub> contains 12K ratings on 2,400 simplifications from 24 systems.

As sentences in TurkCorpus are derived from the 12-year-old Parallel Wikipedia Simplification (PWKP) corpus (Zhu et al., 2010), they may have already been encountered by GPT-3.5 due to its training on a vast amount of web text.<sup>3</sup> To address this “data contamination” issue and provide a more challenging benchmark for state-of-the-art models, we manually select long, complex sentences covering recent world events such as the Twitter acquisition and World Cup. These sentences, taken from new revisions or articles added to Wikipedia between October 22nd and November 24th, 2022, have an average length of 38.5 tokens, significantly longer than the 19.7-token average of TurkCorpus sentences. We name this new dataset SIMPEVAL<sub>2022</sub>, which includes simplifications generated by GPT-3.5 zero-shot and 5-shot, MUSS (Martin et al., 2022) (the best performing

<sup>3</sup>GPT-3.5 is trained on text and code before Q4 2021, according to <https://beta.openai.com/docs/model-index-for-researchers>.



model in SIMPEVAL<sub>ASSET</sub>), and T5-3B fine-tuned on WIKIAUTO (Lan et al., 2021), as well as two human simplifications written by our annotators using the same instructions as used in ASSET. In total, SIMPEVAL<sub>2022</sub> consists of 360 simplifications, each of which is annotated by 3 in-house annotators.

**Quality Control.** We provided an extensive tutorial to a pool of annotators and performed two training sessions, which involved rating system outputs for 5 input sentences (screenshots in Appendix C). We pass annotators who score >85% on the tutorial. During the annotation, we periodically inspected the annotations to prevent the deterioration of quality over time. All annotators are undergrads or graduate students from a US university. The inter-annotator agreement (IAA) for SIMPEVAL<sub>ASSET</sub> is 0.70 using the interval Krippendorff’s  $\alpha$  on z-score, while 0.32 for SIMPEVAL<sub>2022</sub>, partly because it contains GPT-3.5 outputs that are quite competitive with human. Both are considered fair to good agreement (Krippendorff, 2004). We later compare our RANK & RATE to existing human evaluation methods in more detail in § 5.

### 3.2 A New Learnable Metric – LENS

We describe our LENS metric trained using an adaptive ranking loss that focuses on the references closer to the system output in terms of edit operations (e.g., splitting, deletion, and paraphrasing). Given an input text  $c$ , the corresponding system output  $s$ , and a set of  $n$  references  $R = \{r_1, r_2, r_i, \dots, r_n\}$ , LENS produces a real-valued score  $z_{max} = \max_{1 \leq i \leq n}(z_i)$  that maximizes over the quality scores  $z_i$  of  $s$  in regards to each reference  $r_i$ . The model encodes all texts into vectors ( $\mathbf{c}, \mathbf{s}, \mathbf{r}_i$ ) using RoBERTa, then combines them into an intermediate representation  $\mathbf{H} = [\mathbf{s}; \mathbf{r}_i; \mathbf{s} \odot \mathbf{c}; \mathbf{s} \odot \mathbf{r}_i; |\mathbf{s} - \mathbf{c}|; |\mathbf{s} - \mathbf{r}_i|]$ ,<sup>4</sup> which is fed to a feedforward network to predict  $z_i$ .

During training, we do not want to treat all the references in  $R$  equally. Training the metric on references that have undergone different edit operations than the simplification can encourage the metric to focus only on the semantic similarity but not on the rewriting style of the simplification. Therefore, we adopt a reference-adaptive loss that selects a subset of references closer to  $s$  in terms of edit operations rather than the entire set  $R$ . We compute

the loss ( $L_{adapt}$ ) as:

$$L_{adapt} = \frac{1}{km} \sum_{j=1}^m \sum_{z_l \in Z'} (h_j - z_l)^2 \quad (1)$$

where  $h$  is human rating and  $m$  is the training data size. We extract the set of predicted scores  $Z = \{z_1, z_i, \dots, z_n\}$  corresponding to references in  $R$  and then choose top  $k$  values from  $Z$  to form a subset  $Z' \subseteq Z$ . Finally, we calculate the mean squared error (MSE) between the human rating  $h$  and each score in  $Z'$ . By selecting top  $k$  scores in  $Z$ , we focus the training of metric on references similar to  $s$  in terms of writing style or editing operations. This loss also aligns the training step with the inference step, where we select the best-predicted score  $z_{max}$  corresponding to  $R$ . Although multiple references are ideal, the proposed loss can also use a single reference, similar to the standard MSE loss. We train LENS on our SIMPEVAL<sub>ASSET</sub> dataset (details in §3.1). We normalize the scores of each annotator by their mean and standard deviation and average the scores for the final ratings. We provide further training and implementation details in Appendix A.

## 4 Experiments

We benchmark LENS metric against the existing automatic metrics for text simplification. We demonstrate that LENS correlates better with human judgments than the existing metrics.

**Evaluation Datasets.** We compare LENS to the existing metrics, namely SARI, BERTScore,<sup>5</sup> BLEU, and Flesch-Kincaid Grade Level readability (FKGL) (Kincaid, 1975), on SIMPEVAL<sub>2022</sub> (§3.1) and SIMPLICITY-DA dataset released by Alva-Manchego et al. (2021), which consists of 0-100 continuous scale ratings for 600 simplifications across six systems on 100 individually sampled original sentences per system.

SIMPEVAL<sub>2022</sub> contains two human simplifications, and we use one as the reference and the other as the oracle simplification system. We remove the complex sentences from SIMPLICITY-DA that overlap with SIMPEVAL<sub>ASSET</sub>, the training dataset for LENS.

**Evaluation Setup.** We report Pearson correlation between the metrics scores and the human

<sup>4</sup>[;] is concatenation and  $\odot$  is element-wise product.

<sup>5</sup>We use precision score of BERTScore as it has shown to perform the best for simplification (Alva-Manchego, 2021)

	SIMPEVAL <sub>2022</sub>			SIMPLICITY-DA		
	$\tau_{para}$	$\tau_{spl}$	$\tau_{all}$	Fluency	Meaning	Simplicity
FKGL	-0.556	-0.31	-0.356	0.054	0.145	0.001
BLEU	0.048	-0.054	-0.033	0.460	0.622	0.438
SARI	0.206	0.140	0.149	0.335	0.534	0.366
BERTScore	0.238	0.093	0.112	0.636	<u>0.682</u>	0.614
LENS <sub>all</sub>	0.333	0.233	0.241	<u>0.823</u>	0.665	<u>0.715</u>
LENS <sub>k=1</sub>	<b>0.460</b>	<u>0.295</u>	<u>0.307</u>	0.813	0.658	0.692
LENS <sub>k=3</sub>	<u>0.429</u>	<b>0.333</b>	<b>0.331</b>	<b>0.843</b>	<b>0.684</b>	<b>0.735</b>

Table 2: Metric evaluation results on SIMPEVAL<sub>2022</sub> and SIMPLICITY-DA (Alva-Manchego et al., 2021) datasets.  $\tau_{para}$ , and  $\tau_{spl}$  represent the Kendall Tau-like correlation for paraphrase- and split-focused simplifications.  $\tau_{all}$  is correlation for all simplifications. We report the Pearson correlation coefficients along three dimensions for SIMPLICITY-DA. The best values are marked in **bold** and the second best values are underlined.

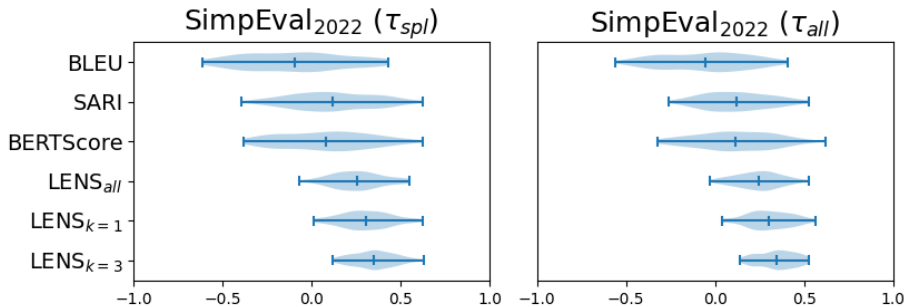


Figure 3: The 95% confidence intervals (CI) for Kendall Tau-like correlation coefficients ( $\tau_{spl}$  and  $\tau_{all}$ ) on SIMPEVAL<sub>2022</sub>. We extracted the CIs using bootstrapping (Deutsch et al., 2021). LENS is more reliable with smaller intervals and better correlation with human judgments.

ratings on SIMPLICITY-DA following the previous work (Alva-Manchego et al., 2021, 2020). However, we report Kendall Tau-like correlation for SIMPEVAL<sub>2022</sub> because we want to capture the ability of metrics to distinguish two systems, which is closer to the real-world scenario. Kendall Tau-like correlation is predominantly used at machine translation metric evaluation at WMT (Bojar et al., 2017; Ma et al., 2018) for the same reason that it focuses on the relative ranking of the outputs. Given an input sentence  $c$  and its simplifications from  $N$  systems  $S = \{s_1, s_n, \dots, s_N\}$ , we extract  $(s_n, s_m)$  pairs, where  $1 \leq n \leq N$  and  $m < n \leq N$ , and calculate Kendall Tau-like coefficient  $\tau$  as follows:

$$\tau = \frac{|Concordant| - |Discordant|}{|Concordant| + |Discordant|} \quad (2)$$

where *Concordant* is the set of pairs where the metric ranked  $(s_n, s_m)$  in the same order as humans and *Discordant* is the set of the pairs where the metric and humans disagreed. We report separate coefficients for paraphrase- ( $\tau_{para}$ ), and split-focused ( $\tau_{spl}$ ) simplifications, along with ( $\tau_{all}$ ) for all of them. We only used the  $(s_n, s_m)$  pairs for which the difference in ratings is more than 5 points, and

all the annotators agreed on the ranking order.

**Results.** Table 2 shows the results on the SIMPEVAL<sub>2022</sub> and SIMPLICITY-DA. LENS outperforms the existing metrics with respect to all the correlation coefficients. The difference is more substantial on SIMPEVAL<sub>2022</sub>, where the  $\tau_{spl}$  of LENS<sub>k=3</sub> exceeds BERTScore by 0.22 points. Training using top  $k$  references (LENS<sub>k=1</sub> and LENS<sub>k=3</sub>) has improved the correlation coefficients across all the simplification categories when compared to using all the references (LENS<sub>all</sub>). Figure 3 shows the 95% confidence intervals for  $\tau_{spl}$  and  $\tau_{all}$  on SIMPEVAL<sub>2022</sub> calculated using bootstrapping methods by Deutsch et al. (2021). LENS exhibits shorter intervals than the other metrics demonstrating a lower level of uncertainty in its value.

## 5 RANK & RATE Framework

We discuss the challenges of human evaluation in §5.1 and propose the RANK & RATE (RNR) framework that integrates relative ranking into direct assessment to provide a more accurate evaluation and allow training learnable metrics for text generation tasks. To assist human annotators in directly com-

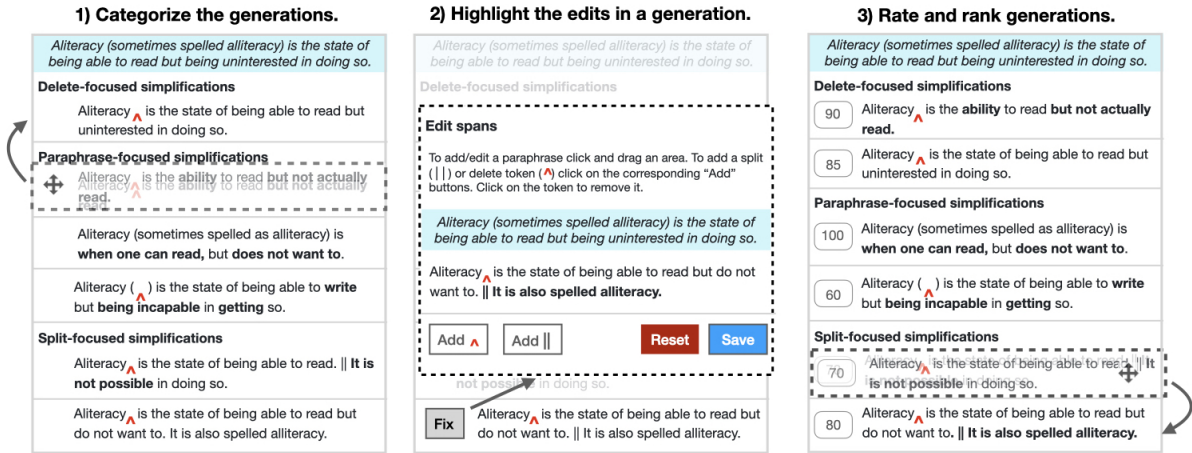


Figure 4: RANK & RATE framework consists of three steps: (1) classifying the generations, (2) annotating the edits performed by the system, and (3) rating and ranking the generations. For the first two steps, the annotators verify the automatically extracted categories and edits instead of annotating from scratch.

paring and rating many (>20) system outputs at once, we design the annotation methodology in a list-wise manner as illustrated in Figure 4.

### 5.1 Human Evaluation Challenges

Evaluating a generated text is always difficult (Gkatzia and Mahamood, 2015; Briakou et al., 2021; Alva-Manchego et al., 2021; Kocmi et al., 2021). We discuss a few challenges that are most relevant to sentence-level conditional text-to-text generation (i.e., not summarization or open-ended story generation) within the scope of this paper:

**Multi-Faceted Evaluation.** For most text-to-text generation tasks, the output can be written in multiple ways, and comparing different acceptable outputs can be challenging (Fan, 2021). Take text simplification as an example, we can make a sentence more readable by splitting it into shorter sentences, deleting unnecessary words, or replacing complex phrases with simpler ones, and many variations can be equally acceptable (Xu et al., 2016; Alva-Manchego et al., 2020). An ideal evaluation setup thus should be able to accommodate multiple suitable outputs for a given input text (van der Lee et al., 2019).

**Availability and Suitability of Human Evaluation Data for Training Automatic Metrics.** Human evaluation for text-to-text generation tasks often asks annotators to rate each system output independently on multiple 5-point Likert scales measuring different aspects of the text, e.g., fluency, meaning preservation, and simplicity/diversity/style (Toutanova et al., 2016; Briakou et al., 2021; Madela et al., 2021; Howcroft et al., 2020). However,

it is debatable how to aggregate these scores due to the correlation and trade-off between the many aspects (Hashimoto et al., 2019; Callison-Burch et al., 2007). To deal with these issues, machine translation evaluation at WMT (Bojar et al., 2017; Ma et al., 2018) adopted a single 0-100 direct assessment rating, which facilitated the development of supervised metrics based on large language models (Rei et al., 2020; Sellam et al., 2020).

**Subtle and Compounded Differences between System Outputs.** Although the single-score measure is preferable to train learnable metrics, there is a challenge in evaluating numerous system outputs at once. The WMT evaluation setup mitigates the issue by rating each translation individually, which is not ideal for many text-to-text generation tasks where it is difficult to handle multi-faceted evaluation and weigh the severeness of different errors (Dou et al., 2022) without comparison. When rating each system output independently, human evaluators often fail to notice subtle differences between different system outputs for the same input (Novikova et al., 2018), which hinders the comparison of systems differing by a small margin (Deutsch et al., 2022). This is crucial for generation evaluation as neural models are becoming better at imitating natural language (Lewis et al., 2020; Raffel et al., 2020a). Pairwise comparison of system outputs has shown better reliability (Vilar et al., 2007; Sedoc et al., 2019; See et al., 2019; Mir et al., 2019); however, it is not scalable to a large number of systems without sampling as  $O(n^2)$  comparisons need to be done.

System	SIMPLIKERT <sub>2022</sub>				SIMPDA <sub>2022</sub>				SIMPEVAL <sub>2022</sub>
	Fluency	Adequacy	Simplicity	Avg.	Fluency	Adequacy	Simplicity	Avg.	Overall
Human-1	4.69	4.46	1.36	3.50	0.094	0.132	<b>0.347</b>	<b>0.191</b>	0.395
Human-2	<b>4.72</b>	4.48	<b>1.39</b>	<b>3.53</b>	<b>0.135</b>	0.045	0.339	0.173	<b>0.424</b>
GPT-3.5 (5-shot)	4.64	<b>4.66</b>	1.13	3.48	0.134	<b>0.247</b>	0.108	0.163	0.280
GPT-3.5 (zero-shot)	4.63	4.56	0.91	3.37	-0.060	0.208	-0.261	-0.036	-0.025
MUSS	4.40	4.11	0.86	3.12	-0.265	-0.429	-0.330	-0.342	-0.333
T5-3B	4.70	4.33	0.55	3.19	-0.037	-0.225	-0.215	-0.159	-0.700

Table 3: Performance by the model in three different human evaluation methods. Both SIMPDA<sub>2022</sub> and SIMPEVAL<sub>2022</sub> report z-score. Humans outperform GPT-3.5 in the few-shot setting. **Bold**: the best.

## 5.2 Interactive Interface

We describe the three-step methodology in RANK & RATE interface.

**Step 1 – Categorizing System Outputs.** As there are different acceptable ways to simplify the input text, we first display the system outputs in groups of similar style. Specifically, we categorize the given system output into a split-, deletion-, or paraphrase-focused using the following heuristics: (i) If the output contains multiple sentences, then it is a split-focused output. (ii) If the output has a compression ratio less than 0.5 or is generated by deleting words from the original sentence, then it is a deletion-focused output. (iii) The rest are paraphrase-focused outputs. During the annotation, annotators are allowed to change the category.

**Step 2 – Highlighting Edits.** In our preliminary study, we observed that displaying all the outputs at once can overwhelm the annotators, and they often overlooked small changes made by the generation system during the human evaluation. To help annotators notice the changes made by each system and subsequently improve the accuracy of their ratings, we use a state-of-the-art word alignment model by Lan et al. (2021) to highlight the edits performed by the system and classify them into three types: (i) Deletion-edits are phrases or words with no match in the modified output, (ii) Paraphrase-edits are new phrases or words added or modified, and (iii) Split-edits are any added periods (“.”). Deletion-edits are marked with a caret (“^”) in red, paraphrase-edits with bolded text and split-edits with two vertical bars (“||”) (see Figure 4). We ask annotators to inspect the edits and correct the misclassified ones using an interactive pop-up window (see Appendix C).

**Step 3 – Ranking and Rating System Outputs.** Following the machine translation evaluation at WMT (Ma et al., 2018, 2019; Barrault et al., 2020;

Akhbardeh et al., 2021), we ask annotators to rate the quality of system outputs on a 0-100 continuous scale instead of the 5-point Likert scale because the former was shown to provide higher levels of inter-annotator consistency (Novikova et al., 2018) and is more suitable to apply on many statistical models (Graham et al., 2013). Our interactive interface allows the annotators to move the system outputs up and down to rank them and compare similar quality outputs more easily by placing them together.

We provide the annotation instructions and screenshots of the interface at each step in Appendix C.

## 5.3 Comparison to Existing Human Evaluation Methods

As mentioned in Section 4, prior work on text simplification use Direct Assessment (DA) or Likert-scale methods for human evaluation (Alva-Manchego, 2021; Sulem et al., 2018b). The DA method rates simplifications on a 0-100 scale in three aspects: fluency, adequacy, and simplicity. The Likert-scale approach, on the other hand, uses a 1 to 5 scale for fluency and adequacy, and a -2 to 2 scale for simplicity. However, it is difficult to compare these methods fairly because existing datasets evaluate different systems’ simplifications on different original sentences. To have a fair comparison, we further annotate the same set of simplifications from SIMPEVAL<sub>2022</sub> using DA and Likert-scale: SIMPDA<sub>2022</sub> and SIMPLIKERT<sub>2022</sub>.

**Results.** Table 3 shows the model performance under each human eval setting. To reduce individual biases, we report the standardized scores, z-score, for SIMPDA<sub>2022</sub> and SIMPEVAL<sub>2022</sub>. Overall, the three human evaluation methods produce a similar ranking for the 6 systems. They all agree that humans write better simplification than GPT-3.5. The main difference is that both Likert-scale in simplicity and our SIMPEVAL<sub>2022</sub> ranks MUSS higher than T5-3B, while SIMPDA<sub>2022</sub> shows the



Krippendorff’s $\alpha$	
SIMPLIKERT <sub>2022</sub>	0.23
SIMPDA <sub>2022</sub>	0.25
SIMPEVAL <sub>2022</sub>	<b>0.32</b>

Table 4: Inter-annotator agreement of human ratings collected using different human evaluation methods.

opposite. We hypothesize this is because that, without ranking, rating from 0 to 100 has more inherent subjectivity and variance.

**Inter-annotator Agreement.** We show the inter-annotator agreement in terms of interval-level Krippendorff’s  $\alpha$  (Krippendorff, 2011) in Table 4. Our RANK & RATE method achieves 0.32, which is higher than the other two human eval methods.

## 6 Other Related Work

There is currently no single automatic metric to evaluate all the text-to-text generation tasks that revise text. SARI (Xu et al., 2016) is the standard metric for text simplification (Sheang and Saggion, 2021; Maddela et al., 2021) and has been used by other generation tasks such as sentence splitting and fusion (Rothe et al., 2020; Kim et al., 2021), decontextualization (Choi et al., 2021), and scientific rewriting (Du et al., 2022). Style transfer tasks (Hu et al., 2017; Rao and Tetreault, 2018; Prabhumoye et al., 2018; Krishna et al., 2020; Xu et al., 2012; Pryzant et al., 2020; Ma et al., 2020) use different automatic metrics to measure each aspect of text: (i) text similarity metrics such as BLEU (Papineni et al., 2002), METEOR (Lavie and Agarwal, 2007), and BERTScore (Zhang et al., 2020) to measure content preservation, (ii) text classification models (Sennrich et al., 2016; Luo et al., 2019; Krishna et al., 2022) or embedding-based edit distance metrics such as MoverScore (Zhao et al., 2019; Mir et al., 2019) to evaluate target style, and (iii) perplexity or pseudo log likelihood (Salazar et al., 2020) to measure fluency.

## 7 Conclusion

In this work, we introduce LENS, the first supervised automatic metric for text simplification. We empirically show that LENS exists higher human correlation than other automatic metrics. Along with the metric, we introduce RANK & RATE framework, which allows annotators to evaluate multiple systems’ outputs at once in a list-wise manner. Using this approach, we create SIMPE-

VALASSET, which is used to train LENS, and SIMPEVAL<sub>2022</sub>, which can serve as a new benchmark for text simplification. We believe that our metric, data, and framework will facilitate future research in text simplification evaluation.

## Acknowledgments

We thank Alex Soong, Elizabeth Liu, Govind Ramesh, Marcus Ma, Rachel Choi, Vishnesh Jayanthi Ramanathan, Anton Lavrouk, Ayush Panda, Kelly Smith, and Vinayak Athavale for their help on annotations and human evaluation. This research is supported in part by the NSF awards IIS-2144493 and IIS-2112633, ODNI and IARPA via the BETTER program (contract 19051600004). The views and conclusions contained herein are those of the authors and should not be interpreted as necessarily representing the official policies, either expressed or implied, of NSF, ODNI, IARPA, or the U.S. Government. The U.S. Government is authorized to reproduce and distribute reprints for governmental purposes notwithstanding any copyright annotation therein.

## References

- Farhad Akhbardeh, Arkady Arkhangorodsky, Magdalena Biesialska, Ondřej Bojar, Rajen Chatterjee, Vishrav Chaudhary, Marta R. Costa-jussa, Cristina España-Bonet, Angela Fan, Christian Federmann, Markus Freitag, Yvette Graham, Roman Grundkiewicz, Barry Haddow, Leonie Harter, Kenneth Heafield, Christopher Homan, Matthias Huck, Kwabena Amponsah-Kaakyire, Jungo Kasai, Daniel Khashabi, Kevin Knight, Tom Kocmi, Philipp Koehn, Nicholas Lourie, Christof Monz, Makoto Morishita, Masaaki Nagata, Ajay Nagesh, Toshiaki Nakazawa, Matteo Negri, Santanu Pal, Allahsera Auguste Tapo, Marco Turchi, Valentin Vydrin, and Marcos Zampieri. 2021. *Findings of the 2021 conference on machine translation (WMT21)*. In *Proceedings of the Sixth Conference on Machine Translation*, pages 1–88, Online. Association for Computational Linguistics.
- Fernando Alva-Manchego. 2021. The (un)suitability of automatic evaluation metrics for text simplification. *Computational Linguistics*.
- Fernando Alva-Manchego, Louis Martin, Antoine Bordes, Carolina Scarton, Benoît Sagot, and Lucia Specia. 2020. ASSET: A Dataset for Tuning and Evaluation of Sentence Simplification Models with Multiple Rewriting Transformations. In *Proceedings of the Association for Computational Linguistics*.
- Fernando Alva-Manchego, Carolina Scarton, and Lucia Specia. 2021. *The (un)suitability of automatic*

- evaluation metrics for text simplification. *Computational Linguistics*, 47(4):861–889.
- Mikel Artetxe, Gorka Labaka, Eneko Agirre, and Kyunghyun Cho. 2018. Unsupervised neural machine translation. *ArXiv*, abs/1710.11041.
- Loïc Barrault, Magdalena Biesialska, Ondřej Bojar, Marta R. Costa-jussà, Christian Federmann, Yvette Graham, Roman Grundkiewicz, Barry Haddow, Matthias Huck, Eric Joanis, Tom Kocmi, Philipp Koehn, Chi-kiu Lo, Nikola Ljubešić, Christof Monz, Makoto Morishita, Masaaki Nagata, Toshiaki Nakazawa, Santanu Pal, Matt Post, and Marcos Zampieri. 2020. Findings of the 2020 conference on machine translation (WMT20). In *Proceedings of the Fifth Conference on Machine Translation*, pages 1–55, Online. Association for Computational Linguistics.
- Ondřej Bojar, Yvette Graham, and Amir Kamran. 2017. Results of the WMT17 metrics shared task. In *Proceedings of the Second Conference on Machine Translation*, pages 489–513, Copenhagen, Denmark. Association for Computational Linguistics.
- Eleftheria Briakou, Sweta Agrawal, Ke Zhang, Joel Tetreault, and Marine Carpuat. 2021. A review of human evaluation for style transfer. In *Proceedings of the 1st Workshop on Natural Language Generation, Evaluation, and Metrics (GEM 2021)*, pages 58–67, Online. Association for Computational Linguistics.
- Chris Callison-Burch, Cameron Fordyce, Philipp Koehn, Christof Monz, and Josh Schroeder. 2007. (meta-) evaluation of machine translation. In *Proceedings of the Second Workshop on Statistical Machine Translation*, pages 136–158, Prague, Czech Republic. Association for Computational Linguistics.
- Eunsol Choi, Jennimaria Palomaki, Matthew Lamm, Tom Kwiatkowski, Dipanjan Das, and Michael Collins. 2021. Decontextualization: Making sentences stand-alone. *Transactions of the Association for Computational Linguistics (ACL)*.
- Alexis Conneau, Kartikay Khandelwal, Naman Goyal, Vishrav Chaudhary, Guillaume Wenzek, Francisco Guzmán, Edouard Grave, Myle Ott, Luke Zettlemoyer, and Veselin Stoyanov. 2019. Unsupervised cross-lingual representation learning at scale. *CoRR*.
- Daniel Deutsch, Rotem Dror, and Dan Roth. 2021. A statistical analysis of summarization evaluation metrics using resampling methods. *Transactions of the Association for Computational Linguistics*, 9:1132–1146.
- Daniel Deutsch, Rotem Dror, and Dan Roth. 2022. Re-examining system-level correlations of automatic summarization evaluation metrics. *arXiv*.
- Jacob Devlin, Ming-Wei Chang, Kenton Lee, and Kristina Toutanova. 2019. BERT: Pre-training of deep bidirectional transformers for language understanding. In *Proceedings of the 2019 Conference of the North American Chapter of the Association for Computational Linguistics: Human Language Technologies, Volume 1 (Long and Short Papers)*, pages 4171–4186, Minneapolis, Minnesota. Association for Computational Linguistics.
- Yue Dong, Zichao Li, Mehdi Rezagholizadeh, and Jackie Chi Kit Cheung. 2019a. EditNTS: An neural programmer-interpreter model for sentence simplification through explicit editing. In *Proceedings of the 57th Annual Meeting of the Association for Computational Linguistics*.
- Yue Dong, Zichao Li, Mehdi Rezagholizadeh, and Jackie Chi Kit Cheung. 2019b. EditNTS: An neural programmer-interpreter model for sentence simplification through explicit editing. In *Proceedings of the 57th Annual Meeting of the Association for Computational Linguistics*, pages 3393–3402, Florence, Italy. Association for Computational Linguistics.
- Yao Dou, Maxwell Forbes, Rik Koncel-Kedziorski, Noah A. Smith, and Yejin Choi. 2022. Is GPT-3 text indistinguishable from human text? scarecrow: A framework for scrutinizing machine text. In *Proceedings of the 60th Annual Meeting of the Association for Computational Linguistics (Volume 1: Long Papers)*, pages 7250–7274, Dublin, Ireland. Association for Computational Linguistics.
- Wanyu Du, Vipul Raheja, Dhruv Kumar, Zae Myung Kim, Melissa Lopez, and Dongyeop Kang. 2022. Understanding iterative revision from human-written text. In *Proceedings of the 60th Annual Meeting of the Association for Computational Linguistics (Volume 1: Long Papers)*, pages 3573–3590, Dublin, Ireland. Association for Computational Linguistics.
- Angela Fan. 2021. *Text Generation with and without Retrieval*. Ph.D. thesis, University of Lorraine.
- Dimitra Gkatzia and Saad Mahamood. 2015. A snapshot of NLG evaluation practices 2005 - 2014. In *Proceedings of the 15th European Workshop on Natural Language Generation (ENLG)*, pages 57–60, Brighton, UK. Association for Computational Linguistics.
- Yvette Graham, Timothy Baldwin, Alistair Moffat, and Justin Zobel. 2013. Continuous measurement scales in human evaluation of machine translation. In *Proceedings of the 7th Linguistic Annotation Workshop and Interoperability with Discourse*, pages 33–41, Sofia, Bulgaria. Association for Computational Linguistics.
- Tatsunori B. Hashimoto, Hugh Zhang, and Percy Liang. 2019. Unifying human and statistical evaluation for natural language generation. In *Proceedings of the 2019 Conference of the North American Chapter of*

- the Association for Computational Linguistics: Human Language Technologies, Volume 1 (Long and Short Papers)*, pages 1689–1701, Minneapolis, Minnesota. Association for Computational Linguistics.
- David M. Howcroft, Anya Belz, Miruna-Adriana Clinciu, Dimitra Gkatzia, Sadid A. Hasan, Saad Mahamood, Simon Mille, Emiel van Miltenburg, Sashank Santhanam, and Verena Rieser. 2020. [Twenty years of confusion in human evaluation: NLG needs evaluation sheets and standardised definitions](#). In *Proceedings of the 13th International Conference on Natural Language Generation*, pages 169–182, Dublin, Ireland. Association for Computational Linguistics.
- Zhiting Hu, Zichao Yang, Xiaodan Liang, Ruslan Salakhutdinov, and Eric P. Xing. 2017. Toward controlled generation of text. In *Proceedings of the 34th International Conference on Machine Learning*.
- David Kauchak. 2013. [Improving text simplification language modeling using unsimplified text data](#). In *Proceedings of the 51st Annual Meeting of the Association for Computational Linguistics (Volume 1: Long Papers)*, pages 1537–1546, Sofia, Bulgaria. Association for Computational Linguistics.
- Joongwon Kim, Mounica Maddela, Reno Kriz, Wei Xu, and Chris Callison-Burch. 2021. [BiSECT: Learning to split and rephrase sentences with bitexts](#). In *Proceedings of the 2021 Conference on Empirical Methods in Natural Language Processing*, pages 6193–6209, Online and Punta Cana, Dominican Republic. Association for Computational Linguistics.
- Kincaid. 1975. Derivation of new readability formulas (automated readability index, fog count and flesch reading ease formula) for navy enlisted personnel. *research branch report*.
- Tom Kocmi, Christian Federmann, Roman Grundkiewicz, Marcin Junczys-Dowmunt, Hitokazu Matsushita, and Arul Menezes. 2021. [To ship or not to ship: An extensive evaluation of automatic metrics for machine translation](#). In *Proceedings of the Sixth Conference on Machine Translation*, pages 478–494, Online. Association for Computational Linguistics.
- Klaus Krippendorff. 2004. Reliability in content analysis: Some common misconceptions and recommendations. *Human communication research*, 30(3):411–433.
- Klaus Krippendorff. 2011. Computing krippendorff’s alpha-reliability.
- Kalpesh Krishna, Deepak Nathani, Xavier Garcia, Bidisha Samanta, and Partha Talukdar. 2022. [Few-shot controllable style transfer for low-resource multilingual settings](#). In *Proceedings of the 60th Annual Meeting of the Association for Computational Linguistics (Volume 1: Long Papers)*, pages 7439–7468, Dublin, Ireland. Association for Computational Linguistics.
- Kalpesh Krishna, John Wieting, and Mohit Iyyer. 2020. [Reformulating unsupervised style transfer as paraphrase generation](#). In *Proceedings of the 2020 Conference on Empirical Methods in Natural Language Processing (EMNLP)*, pages 737–762, Online. Association for Computational Linguistics.
- Dhruv Kumar, Lili Mou, Lukasz Golab, and Vechtomova Olga. 2020. Iterative edit-based unsupervised sentence simplification. In *Proceedings of the Association for Computational Linguistics*.
- Wuwei Lan, Chao Jiang, and Wei Xu. 2021. Neural semi-markov CRF for monolingual word alignment.
- Alon Lavie and Abhaya Agarwal. 2007. [METEOR: An automatic metric for MT evaluation with high levels of correlation with human judgments](#). In *Proceedings of the Second Workshop on Statistical Machine Translation*, pages 228–231, Prague, Czech Republic. Association for Computational Linguistics.
- Mike Lewis, Yinhan Liu, Naman Goyal, Marjan Ghazvininejad, Abdelrahman Mohamed, Omer Levy, Veselin Stoyanov, and Luke Zettlemoyer. 2020. [BART: Denoising sequence-to-sequence pre-training for natural language generation, translation, and comprehension](#). In *Proceedings of the 58th Annual Meeting of the Association for Computational Linguistics*, pages 7871–7880, Online. Association for Computational Linguistics.
- Yinhan Liu, Myle Ott, Naman Goyal, Jingfei Du, Mandar Joshi, Danqi Chen, Omer Levy, Mike Lewis, Luke Zettlemoyer, and Veselin Stoyanov. 2019. Roberta: A robustly optimized bert pretraining approach. *ArXiv*, abs/1907.11692.
- Fuli Luo, Peng Li, Pengcheng Yang, Jie Zhou, Yutong Tan, Baobao Chang, Zhifang Sui, and Xu Sun. 2019. [Towards fine-grained text sentiment transfer](#). In *Proceedings of the 57th Annual Meeting of the Association for Computational Linguistics*, pages 2013–2022, Florence, Italy. Association for Computational Linguistics.
- Qingsong Ma, Ondřej Bojar, and Yvette Graham. 2018. [Results of the WMT18 metrics shared task: Both characters and embeddings achieve good performance](#). In *Proceedings of the Third Conference on Machine Translation: Shared Task Papers*, pages 671–688, Belgium, Brussels. Association for Computational Linguistics.
- Qingsong Ma, Johnny Wei, Ondřej Bojar, and Yvette Graham. 2019. [Results of the WMT19 metrics shared task: Segment-level and strong MT systems pose big challenges](#). In *Proceedings of the Fourth Conference on Machine Translation (Volume 2: Shared Task Papers, Day 1)*, pages 62–90, Florence, Italy. Association for Computational Linguistics.
- Xinyao Ma, Maarten Sap, Hannah Rashkin, and Yejin Choi. 2020. [PowerTransformer: Unsupervised controllable revision for biased language correction](#). In



- Proceedings of the 2020 Conference on Empirical Methods in Natural Language Processing (EMNLP)*, pages 7426–7441, Online. Association for Computational Linguistics.
- Mounica Maddela, Fernando Alva-Manchego, and Wei Xu. 2021. [Controllable text simplification with explicit paraphrasing](#). In *Proceedings of the 2021 Conference of the North American Chapter of the Association for Computational Linguistics: Human Language Technologies*, pages 3536–3553, Online. Association for Computational Linguistics.
- Louis Martin, Éric de la Clergerie, Benoît Sagot, and Antoine Bordes. 2020. [Controllable sentence simplification](#). In *Proceedings of the Twelfth Language Resources and Evaluation Conference*, pages 4689–4698, Marseille, France. European Language Resources Association.
- Louis Martin, Angela Fan, Éric de la Clergerie, Antoine Bordes, and Benoît Sagot. 2022. [MUSS: Multilingual unsupervised sentence simplification by mining paraphrases](#). In *Proceedings of the Thirteenth Language Resources and Evaluation Conference*, pages 1651–1664, Marseille, France. European Language Resources Association.
- Remi Mir, Bjarke Felbo, Nick Obradovich, and Iyad Rahwan. 2019. [Evaluating style transfer for text](#). In *Proceedings of the 2019 Conference of the North American Chapter of the Association for Computational Linguistics: Human Language Technologies, Volume 1 (Long and Short Papers)*, pages 495–504, Minneapolis, Minnesota. Association for Computational Linguistics.
- Shashi Narayan and Claire Gardent. 2014. [Hybrid simplification using deep semantics and machine translation](#). In *Proceedings of the 52nd Annual Meeting of the Association for Computational Linguistics (Volume 1: Long Papers)*, pages 435–445, Baltimore, Maryland. Association for Computational Linguistics.
- Jekaterina Novikova, Ondřej Dušek, and Verena Rieser. 2018. [RankME: Reliable human ratings for natural language generation](#). In *Proceedings of the 2018 Conference of the North American Chapter of the Association for Computational Linguistics: Human Language Technologies, Volume 2 (Short Papers)*, pages 72–78, New Orleans, Louisiana. Association for Computational Linguistics.
- Long Ouyang, Jeff Wu, Xu Jiang, Diogo Almeida, Carroll L Wainwright, Pamela Mishkin, Chong Zhang, Sandhini Agarwal, Katarina Slama, Alex Ray, et al. 2022. Training language models to follow instructions with human feedback. *arXiv preprint arXiv:2203.02155*.
- Richard Yuanzhe Pang and Kevin Gimpel. 2019. [Unsupervised evaluation metrics and learning criteria for non-parallel textual transfer](#). In *Proceedings of the 3rd Workshop on Neural Generation and Translation*, pages 138–147, Hong Kong. Association for Computational Linguistics.
- Kishore Papineni, Salim Roukos, Todd Ward, and Wei-Jing Zhu. 2002. Bleu: A method for automatic evaluation of machine translation. In *Proceedings of the 40th Annual Meeting on Association for Computational Linguistics*.
- Shrimai Prabhumoye, Yulia Tsvetkov, Ruslan Salakhutdinov, and Alan W Black. 2018. [Style transfer through back-translation](#). In *Proceedings of the 56th Annual Meeting of the Association for Computational Linguistics (Volume 1: Long Papers)*, pages 866–876, Melbourne, Australia. Association for Computational Linguistics.
- Reid Pryzant, Richard Diehl Martinez, Nathan Dass, Sadao Kurohashi, Dan Jurafsky, and Diyi Yang. 2020. Automatically neutralizing subjective bias in text. In *Proceedings of the AAAI Conference on Artificial Intelligence (AAAI)*.
- Colin Raffel, Noam Shazeer, Adam Roberts, Katherine Lee, Sharan Narang, Michael Matena, Yanqi Zhou, Wei Li, and Peter J. Liu. 2020a. Exploring the Limits of Transfer Learning with a Unified Text-to-Text Transformer. *Journal of Machine Learning Research*.
- Colin Raffel, Noam Shazeer, Adam Roberts, Katherine Lee, Sharan Narang, Michael Matena, Yanqi Zhou, Wei Li, Peter J Liu, et al. 2020b. Exploring the limits of transfer learning with a unified text-to-text transformer. *J. Mach. Learn. Res.*, 21(140):1–67.
- Sudha Rao and Joel Tetreault. 2018. [Dear sir or madam, may I introduce the GYAFC dataset: Corpus, benchmarks and metrics for formality style transfer](#). In *Proceedings of the 2018 Conference of the North American Chapter of the Association for Computational Linguistics: Human Language Technologies, Volume 1 (Long Papers)*, pages 129–140, New Orleans, Louisiana. Association for Computational Linguistics.
- Ricardo Rei, Ana C Farinha, Chrysoula Zerva, Daan van Stigt, Craig Stewart, Pedro Ramos, Taisiya Glushkova, André F. T. Martins, and Alon Lavie. 2021. [Are references really needed? unbabel-IST 2021 submission for the metrics shared task](#). In *Proceedings of the Sixth Conference on Machine Translation*, pages 1030–1040, Online. Association for Computational Linguistics.
- Ricardo Rei, Craig Stewart, Ana C Farinha, and Alon Lavie. 2020. [COMET: A neural framework for MT evaluation](#). In *Proceedings of the 2020 Conference on Empirical Methods in Natural Language Processing (EMNLP)*, pages 2685–2702, Online. Association for Computational Linguistics.
- Sascha Rothe, Shashi Narayan, and Aliaksei Severyn. 2020. [Leveraging pre-trained checkpoints for sequence generation tasks](#). *Transactions of the Association for Computational Linguistics*, 8:264–280.



- Horacio Saggion. 2017. Automatic text simplification. *Synthesis Lectures on Human Language Technologies*.
- Julian Salazar, Davis Liang, Toan Q. Nguyen, and Katrin Kirchhoff. 2020. [Masked language model scoring](#). In *Proceedings of the 58th Annual Meeting of the Association for Computational Linguistics*, pages 2699–2712, Online. Association for Computational Linguistics.
- João Sedoc, Daphne Ippolito, Arun Kirubakaran, Jai Thirani, Lyle Ungar, and Chris Callison-Burch. 2019. [ChatEval: A tool for chatbot evaluation](#). In *Proceedings of the 2019 Conference of the North American Chapter of the Association for Computational Linguistics (Demonstrations)*, pages 60–65, Minneapolis, Minnesota. Association for Computational Linguistics.
- Abigail See, Stephen Roller, Douwe Kiela, and Jason Weston. 2019. [What makes a good conversation? how controllable attributes affect human judgments](#). In *Proceedings of the 2019 Conference of the North American Chapter of the Association for Computational Linguistics: Human Language Technologies, Volume 1 (Long and Short Papers)*, pages 1702–1723, Minneapolis, Minnesota. Association for Computational Linguistics.
- Thibault Sellam, Dipanjan Das, and Ankur Parikh. 2020. [BLEURT: Learning robust metrics for text generation](#). In *Proceedings of the 58th Annual Meeting of the Association for Computational Linguistics*, pages 7881–7892, Online. Association for Computational Linguistics.
- Rico Sennrich, Barry Haddow, and Alexandra Birch. 2016. [Controlling politeness in neural machine translation via side constraints](#). In *Proceedings of the 2016 Conference of the North American Chapter of the Association for Computational Linguistics: Human Language Technologies*, pages 35–40, San Diego, California. Association for Computational Linguistics.
- Kim Cheng Sheang and Horacio Saggion. 2021. [Controllable sentence simplification with a unified text-to-text transfer transformer](#). In *Proceedings of the 14th International Conference on Natural Language Generation*, pages 341–352, Aberdeen, Scotland, UK. Association for Computational Linguistics.
- Elior Sulem, Omri Abend, and Ari Rappoport. 2018a. [Semantic structural evaluation for text simplification](#). In *Proceedings of the 2018 Conference of the North American Chapter of the Association for Computational Linguistics: Human Language Technologies, Volume 1 (Long Papers)*, pages 685–696, New Orleans, Louisiana. Association for Computational Linguistics.
- Elior Sulem, Omri Abend, and Ari Rappoport. 2018b. [Simple and effective text simplification using semantic and neural methods](#). In *Proceedings of the 56th Annual Meeting of the Association for Computational Linguistics (Volume 1: Long Papers)*, pages 162–173, Melbourne, Australia. Association for Computational Linguistics.
- Sai Surya, Abhijit Mishra, Anirban Laha, Parag Jain, and Karthik Sankaranarayanan. 2019. [Unsupervised neural text simplification](#). In *Proceedings of the 57th Annual Meeting of the Association for Computational Linguistics*, pages 2058–2068, Florence, Italy. Association for Computational Linguistics.
- Kristina Toutanova, Chris Brockett, Ke M. Tran, and Saleema Amershi. 2016. [A dataset and evaluation metrics for abstractive compression of sentences and short paragraphs](#). In *Proceedings of the 2016 Conference on Empirical Methods in Natural Language Processing*, pages 340–350, Austin, Texas. Association for Computational Linguistics.
- Chris van der Lee, Albert Gatt, Emiel van Miltenburg, Sander Wubben, and Emiel Krahmer. 2019. [Best practices for the human evaluation of automatically generated text](#). In *Proceedings of the 12th International Conference on Natural Language Generation*, pages 355–368, Tokyo, Japan. Association for Computational Linguistics.
- Ashish Vaswani, Noam Shazeer, Niki Parmar, Jakob Uszkoreit, Llion Jones, Aidan N. Gomez, Łukasz Kaiser, and Illia Polosukhin. 2017. Attention is all you need. In *Proceedings of the 31st International Conference on Neural Information Processing Systems*.
- David Vilar, Gregor Leusch, Hermann Ney, and Rafael E. Banchs. 2007. [Human evaluation of machine translation through binary system comparisons](#). In *Proceedings of the Second Workshop on Statistical Machine Translation*, pages 96–103, Prague, Czech Republic. Association for Computational Linguistics.
- Yu Wan, Dayiheng Liu, Baosong Yang, Tianchi Bi, Haibo Zhang, Boxing Chen, Weihua Luo, Derek F. Wong, and Lidia S. Chao. 2021. [RoBLEURT submission for WMT2021 metrics task](#). In *Proceedings of the Sixth Conference on Machine Translation*, pages 1053–1058, Online. Association for Computational Linguistics.
- Sander Wubben, Antal van den Bosch, and Emiel Krahmer. 2012. [Sentence simplification by monolingual machine translation](#). In *Proceedings of the 50th Annual Meeting of the Association for Computational Linguistics (Volume 1: Long Papers)*, pages 1015–1024, Jeju Island, Korea. Association for Computational Linguistics.
- Wei Xu, Chris Callison-Burch, and Courtney Napoles. 2015. Problems in current text simplification research: New data can help. *Transactions of the Association for Computational Linguistics (TACL)*.

- Wei Xu, Courtney Napoles, Ellie Pavlick, Quanze Chen, and Chris Callison-Burch. 2016. [Optimizing statistical machine translation for text simplification](#). *Transactions of the Association for Computational Linguistics*, 4:401–415.
- Wei Xu, Alan Ritter, Bill Dolan, Ralph Grishman, and Colin Cherry. 2012. [Paraphrasing for style](#). In *Proceedings of COLING 2012*, pages 2899–2914, Mumbai, India. The COLING 2012 Organizing Committee.
- Tianyi Zhang, Varsha Kishore, Felix Wu, Kilian Q. Weinberger, and Yoav Artzi. 2020. Bertscore: Evaluating text generation with bert. In *International Conference on Learning Representations*.
- Xingxing Zhang and Mirella Lapata. 2017. [Sentence simplification with deep reinforcement learning](#). In *Proceedings of the 2017 Conference on Empirical Methods in Natural Language Processing*, pages 584–594, Copenhagen, Denmark. Association for Computational Linguistics.
- Wei Zhao, Maxime Peyrard, Fei Liu, Yang Gao, Christian M. Meyer, and Steffen Eger. 2019. [MoverScore: Text generation evaluating with contextualized embeddings and earth mover distance](#). In *Proceedings of the 2019 Conference on Empirical Methods in Natural Language Processing and the 9th International Joint Conference on Natural Language Processing (EMNLP-IJCNLP)*, pages 563–578, Hong Kong, China. Association for Computational Linguistics.
- Zhemin Zhu, Delphine Bernhard, and Iryna Gurevych. 2010. [A monolingual tree-based translation model for sentence simplification](#). In *Proceedings of the 23rd International Conference on Computational Linguistics (Coling 2010)*, pages 1353–1361, Beijing, China. Coling 2010 Organizing Committee.

## A LENS Metric - Implementation Details

We leverage *Transformers* and *PyTorch Lightning* libraries to implement the metric. We used XLM-RoBERTa<sub>Large</sub> model (Conneau et al., 2019) as the encoder. We fine-tuned the metric with the style-adaptive loss for 20 epochs and selected the checkpoint with the best validation loss. We used a batch size of 8, Adam optimizer with a learning rate of 3e-05 for the encoder and 1e-05 for other layers. We use dropout of 0.15 and freeze the encoding layers for 1 epoch. We train the model on one Quadro RTX 6000 GPU with 25GB RAM, which takes around 3 hours.

## B GPT-3.5 Setup

### B.1 Hyperparameters

We use the text-DaVinci-003 GPT-3.5 model. To generate simplification, we use the following hyperparameters: temperature=1 and top-p=0.95.

### B.2 Prompts

We use the instruction from ASSET (Alva-Manchego, 2021) to prompt GPT-3.5.

**Zero-shot setting:** *Please rewrite the following complex sentence in order to make it easier to understand by non-native speakers of English. You can do so by replacing complex words with simpler synonyms (i.e. paraphrasing), deleting unimportant information (i.e. compression), and/or splitting a long complex sentence into several simpler ones. The final simplified sentence needs to be grammatical, fluent, and retain the main ideas of its original counterpart without altering its meaning.*

*Input: {input}*

*Output:*

**5-shot setting:** *Please rewrite the following complex sentence in order to make it easier to understand by non-native speakers of English. You can do so by replacing complex words with simpler synonyms (i.e. paraphrasing), deleting unimportant information (i.e. compression), and/or splitting a long complex sentence into several simpler ones. The final simplified sentence needs to be grammatical, fluent, and retain the main ideas of its original counterpart without altering its meaning.*

*Examples:*

*Input: {random sampled from ASSET}*

*Output: {random sampled human reference of the Input from ASSET}*

*Input: {random sampled from ASSET}*

*Output: {random sampled human reference of the Input from ASSET}*

*Input: {random sampled from ASSET}*

*Output: {random sampled human reference of the Input from ASSET}*

*Input: {random sampled from ASSET}*

*Output: {random sampled human reference of the Input from ASSET}*

*Input: {random sampled from ASSET}*

*Output: {random sampled human reference of the Input from ASSET}*

*Please rewrite the following complex sentence in order to make it easier to understand by non-native speakers of English. You can do so by replacing complex words with simpler synonyms (i.e. paraphrasing), deleting unimportant information (i.e. compression), and/or splitting a long complex sentence into several simpler ones. The final simplified sentence needs to be grammatical, fluent, and retain the main ideas of its original counterpart without altering its meaning.*

*Input: {input}*

*Output:*

## C Annotation Interface

### C.1 Step - 1: System Output Categorization.

Usually portrayed as being bald, with long whiskers, he is said to be an incarnation of the Southern Polestar.

#### Deletion-focused Simplifications

Usually **is a very** bald, **and** is said to be an **org@1** of the southern **usually**.

Portrayed being , , he is said to be an incarnation .

Usually portrayed as being bald, with long whiskers, he is said to be an incarnation of the Southern Polestar.

#### Paraphrasing-focused Simplifications

Usually **is a very** bald, **and** is said to be an **org@1** of the southern **usually**.  
the southern polestar **or**.

**He was** usually portrayed as being bald, with long whiskers, he is said to be an incarnation of the southern polestar **and the original characters in the series**.

**Often described** as being bald, with long whiskers, he is **seen** to be an incarnation of the **south** polestar.

Usually portrayed as being bald, with long whiskers, he is said to be an incarnation of the Southern Polestar.

#### Splitting-focused Simplifications

**He is** usually bald, with long whiskers. || he is said to be an incarnation of the southern polestar.

**It is** usually **shown** as being bald, with long whiskers. || **People say** **it is related to** the Southern Polestar.

Submit Annotations

Figure 5: Annotation interface for categorizing system outputs. The outputs can be moved up and down or to other categories.



## C.2 Step - 2: Highlighting System Edits.

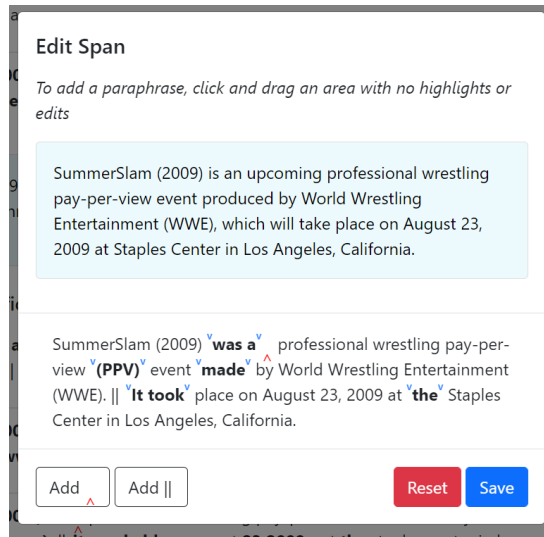


Figure 6: Span-fixing interface provided by annotators to fix the highlighted changes between the original and simplified sentences. Annotators could click and drag to modify the bounds of a paraphrase label or highlight text to add a paraphrase level. The deletion (“^”) and split (“||”) can also be dragged and can be added using buttons on the bottom left of the modal.

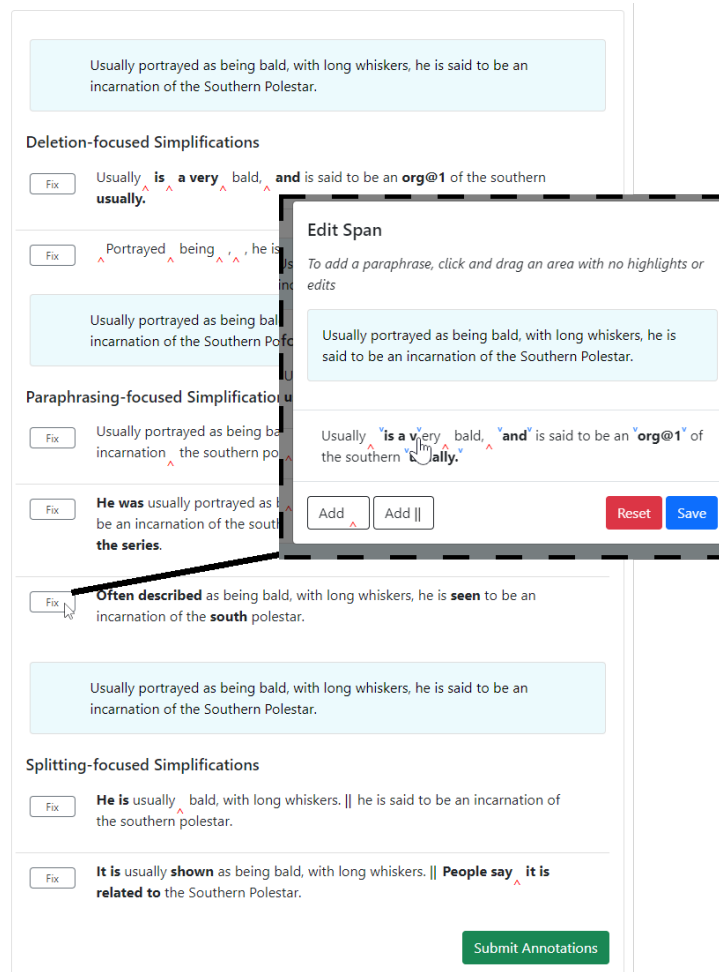


Figure 7: Annotation interface for span fixing. Clicking on “Fix” button opens up a pop up window.

**C.3 Step - 3: Rating and Ranking System Outputs.**

The wounds inflicted by a club are generally known as bludgeoning or blunt-force trauma injuries.

**Deletion-focused Simplifications**


80 The wounds inflicted <sup>^</sup> are <sup>^</sup> known as bludgeoning <sup>^</sup> blunt-force trauma **or** injuries.


40 The wounds inflicted by a club are generally known as <sup>^</sup> .

The wounds inflicted by a club are generally known as bludgeoning or blunt-force trauma injuries.

**Paraphrasing-focused Simplifications**

90 The wounds **caused** by a club are generally known as bludgeoning or blunt-force <sup>^</sup> injuries.

60  The wounds **caused** by a club are generally known as bludgeoning or blunt-force trauma injuries.

60  The wounds **caused** by a club are generally known as bludgeoning or blunt-force trauma injuries.

20 The wounds inflicted by a club are generally known as bludgeoning or blunt-force trauma injuries.

The wounds inflicted by a club are generally known as bludgeoning or blunt-force trauma injuries.

**Splitting-focused Simplifications**

40 The wounds inflicted by a club. || are generally known as bludgeoning or **blunt force** trauma injuries.

[Submit Annotations](#)

Figure 8: Sentence ranking and rating interface provided to annotators. The annotator can enter the ratings for each sentence and is able to re-order sentences by clicking and dragging their mouse.

## C.4 Annotation Instructions

### The Interface

Before explaining the task, here's a guide to understanding the look and feel of the interface:

#### Sentence Categorization

Our sentences are presented in three forms:

- **Deletion-focused** - The AI attempted to simplify the sentence mainly by deleting words
- **Paraphrase-focused** - A mix between deleting words and re-wording sets of words
- **Splitting-focused** - Converts the sentence to multiple, simplified sentences

We already placed sentences in each of these categories, these are to help organize the types of simplifications.

#### Sentence Changes

We've created some highlights to help you understand how our AI simplified the sentences:

- **^** - A *deletion*  
Here's an example sentence → Here's an **example** sentence → Here's an **^** sentence
- **text** - A *paraphrase*, or re-wording a part of the sentence  
Here's an example sentence → Here's an **example****new** sentence → Here's an **new** sentence
- **||** - A *split* was made from one sentence to two separate sentences  
Here's an example sentence → Here's an example.**|| This is a new** sentence

He advocates applying a user-centered design process in product development cycles and also works towards popularizing interaction design as a mainstream discipline.

He advocates applying a **user centered** design process in product development **^** cycles. **||** he also works towards popularizing interaction design as a mainstream discipline.

**Explanation:** Notice the paraphrases, deletions and sentence split is highlighted from the old to the new sentence.

Figure 9: Instructions for the overall task.

## Rating Sentences

The other primary part of this task is to **rate sentences** by how well they **simplify** the original sentence (according to our definition above).

One challenge is deciding how to score each sentence. Here's some general rules for scores:

- **100** - Only when the sentence is fully simplified, entirely fluent and preserves the **core** meaning of the original sentence
- **75** - The sentence is somewhat simpler, mostly fluent and the meaning is close to the original sentence
- **50** - The sentence is simpler, somewhat fluent and the meaning is similar to the original sentence
- **25** - The sentence is equivalently simple, still has some fluency but the meaning is lost
- **0** - The sentence is completely unreadable

**Most scores will lie somewhere in this range, feel free to give specific scores.**

Examples:

It will then dislodge itself and sink back to the river bed in order to digest its food and wait for its next meal.

100 It will then **move away from the river bed** and sink back to the **bottom** to digest its food.

**Explanation:** Notice how (1), the sentence reads completely fluently and (2) the original meaning of the sentence ("it" getting unstuck and moving to the bottom)

As a result, although many mosques will not enforce violations, both men and women when attending a mosque must adhere to these guidelines.

75 **Due to this, a lot of mosques don't enforce these rules but** both men and women **should follow them.**

**Explanation:** Although the sentence has a error in its fluency, it still has the same meaning as the original sentence

A Wikipedia gadget is a JavaScript and / or a CSS snippet that can be enabled simply by checking an option in your Wikipedia preferences.

0 A a gadget javascript a is and / **checking wikipedia an** snippet that can be enabled simply by **or css** option in your wikipedia preferences.

**Explanation:** The sentence is completely unreadable

Figure 10: Instructions for ranking and rating.