

Grafting Laplace and Gaussian distributions: A new noise mechanism for differential privacy

Gokularam Muthukrishnan*, Sheetal Kalyani*

Abstract—The framework of Differential privacy protects an individual’s privacy while publishing query responses on congregated data. In this work, a new noise addition mechanism for differential privacy is introduced where the noise added is sampled from a hybrid density that resembles Laplace in the centre and Gaussian in the tail. With a sharper centre and light, sub-Gaussian tail, this density has the best characteristics of both distributions. We theoretically analyse the proposed mechanism and we derive the necessary and sufficient condition in one dimension and a sufficient condition in high dimensions for the mechanism to guarantee (ϵ, δ) -differential privacy. Numerical simulations corroborate the efficacy of the proposed mechanism compared to other existing mechanisms in achieving better trade-off for privacy and accuracy.

Index Terms—Differential privacy, additive noise mechanism, privacy profile, Fisher information, log-concave densities, sub-Gaussianity, stochastic ordering.

I. INTRODUCTION

DIFFERENTIAL privacy (DP) is a mathematical framework to obscure an individual’s presence in a sensitive dataset while publishing responses to queries on that dataset [1]. It preserves the privacy of an individual while still allowing inferences and determining patterns from the entire data. The privacy constraints are captured in the parameters ϵ and δ , which are colloquially termed the privacy budget and privacy leakage, respectively.

Mechanisms that warrant DP are essentially randomized and this is typically achieved by perturbing either the output [2], input [3] or the objective [4], [5] by adding noise sampled from a distribution. Some of the well-known DP mechanisms are Laplacian, Gaussian, Exponential and uniform [6]. We defer the formal definitions of DP and its mechanisms to Section II. Differential privacy has wide-ranging applications; it is used to provide privacy guarantees on learning problems such as empirical risk minimization [5], clustering [7], data mining [8], low-rank matrix completion [9] and many more.

DP involves a three-way trade-off between privacy, accuracy and the number of data records in the dataset. Of these, the first two are of interest as they are directly controllable. For the additive noise mechanism, accuracy translates to the variance of added noise and attaining a good privacy-accuracy trade-off will be attributed to the proper choice of noise distribution; i.e., with the appropriate selection of noise density, accuracy can be improved for a given privacy constraint and vice-versa.

In this article, we propose a new mechanism for differential privacy called the flipped Huber mechanism, which adds

flipped Huber noise. Formed as a hybrid of Laplace and Gaussian densities, this new noise density offers a better privacy-accuracy trade-off than existing noise mechanisms.

A. Related works and motivation

Ever since the advent of the differential privacy framework, several noise mechanisms have been proposed and their privacy guarantees have been well-documented. Among those, Laplace and Gaussian mechanisms are the popular ones; the Laplace mechanism [2] is capable of offering pure DP (with $\delta = 0$), while the Gaussian mechanism is not. The Gaussian mechanism is the most extensively studied noise mechanism among all; various sufficient conditions, directly providing the variance of Gaussian noise to be added, are available [1], [10]–[12], but the necessary and sufficient condition in [13] has been shown to result in the least variance satisfying the given privacy constraints, though not in closed-form. Subbotin or Generalized-Gaussian distribution has Gaussian and Laplace as special cases. It involves a power parameter, p , which determines how the tail decays. Recently, [14], [15] have suggested the use of Subbotin noise for differential privacy.

Almost every existing noise mechanism, including those listed above, adds noise sampled from a log-concave distribution, i.e., a distribution whose density function is log-concave [16]; the recent work [15] provides the necessary and sufficient conditions for (ϵ, δ) -DP for scalar queries when the noise density is log-concave, and if the density is spherically symmetric in some ℓ_p -norm, the condition can be extended to the high dimensional case. Recently proposed Offset Symmetric Gaussian Tails (OSGT) mechanism [17] adds noise sampled from a novel distribution whose density function is proportional to the product of Gaussian and Laplace densities.

Though the Laplace mechanism offers a stricter notion of privacy than the Gaussian, it typically tends to add a larger amount of noise when employed on high dimensional data, while the Gaussian mechanism does not [18]. This could be attributed to the light tail of the Gaussian density, which reduces the probability of outliers [17]. However, in very low dimensions, Laplace outperforms Gaussian by a large margin. We believe that it is important to explore if there exist other noise mechanisms and to analyse how they fare against well-established ones. A noise mechanism combining the advantages of both of these would significantly contribute to the DP literature. In the case of DP, unlike the applications where the noise is added by the environment, the designer is free to choose the noise to be added; therefore, restricting only to well-known density limits the scope for improvement.

*The authors are with the Department of Electrical Engineering, Indian Institute of Technology Madras, Chennai 600036, India (e-mail: ee17d400@small.iitm.ac.in; skalyani@ee.iitm.ac.in)

We attribute the better performance of Laplace in low dimensions to its *centre*, which is ‘sharp’. In estimation literature, the densities which are sharper tend to result in measurements that are more informative of the location parameter. This is because the Fisher information, which measures the curvature of the density at the location parameter, is inversely related to the variance of the estimate and hence noise densities that are sharper give more accuracy [19]. As mentioned before, Gaussian gives better accuracy in higher dimensions because of the lighter tail. Motivated by these, we design a hybrid noise density, which we name the flipped Huber¹ density, by splicing together the Laplace centre and Gaussian tail.

B. Contributions

Our major contributions are as follows. We introduce a new noise distribution for additive noise mechanism. This distribution is sub-Gaussian and has larger Fisher information compared to Gaussian. We then propose the flipped Huber mechanism that adds noise sampled from this new distribution. Privacy guarantees for the proposed mechanism are theoretically derived. Necessary and sufficient in one dimension and sufficient condition in K dimensions are obtained. We also show that the proposed mechanism outperforms the existing noise mechanisms by requiring lesser noise variance for the given privacy constraints for a wide range of scenarios.

C. Basic Notations

Let $a \wedge b = \min(a, b)$ and $a \vee b = \max(a, b)$; these operators have least precedence over other arithmetic operators. The operator $[\cdot]_+$ provides the positive part of its argument, i.e., $[a]_+ = a \vee 0$ and $\text{sgn}(\cdot)$ denotes the signum (or sign) function. $\log(\cdot)$ indicates the natural logarithm. We use \mathbb{R}_{++} to denote the set of positive real numbers $(0, \infty)$, and with the inclusion of 0, we write \mathbb{R}_+ . The vectors are denoted with bold-face letters. The ℓ_p -norm of a vector is denoted as $\|\cdot\|_p$.

$\mathbb{P}\{\cdot\}$ denotes the probability measure and $\mathbb{E}[\cdot]$ is the expectation. Let $g_T(\cdot)$ and $G_T(\cdot)$ respectively denote the probability density function (PDF) and cumulative distribution function (CDF) of the random variable T ; $\overline{G}_T(\cdot)$ and $G_T^{-1}(\cdot)$ are respectively the survival (complementary CDF) and the quantile (inverse distribution) functions. $\mathbb{M}_T(s) = \mathbb{E}[e^{sT}]$ is the moment generating function (MGF) of T . If the random variables X and Y are distributed identically, we write $X \stackrel{\text{d}}{=} Y$.

The Laplace (or bilateral exponential) distribution centred at θ with scale parameter β is denoted by $\mathcal{L}(\theta, \beta)$ and $\mathcal{N}(\theta, \sigma^2)$ denotes normal distribution with mean θ and variance σ^2 . Also, let $\Phi(\cdot)$ and $Q(\cdot)$ respectively denote the CDF and survival function of the standard normal distribution $\mathcal{N}(0, 1)$ and let $\text{erfi}(\cdot)$ denote the imaginary error function, $\text{erfi}(a) = \frac{2}{\sqrt{\pi}} \int_0^a e^{r^2} dr$. $\mathcal{SG}(\sigma^2)$ denotes the class of sub-Gaussian distributions with proxy variance σ^2 .

¹We name it so because the negative log density, with absolute valued centre and quadratic tails, looks like the reverse of the Huber loss [20].

D. Organization of the paper

The remainder of this article is organized as follows. In Section II, the definitions pertaining to DP are provided and the estimation framework for the analysis of the additive noise mechanism is introduced. We introduce the flipped Huber density and mechanism in Section III. Section IV provides a theoretical analysis of the proposed mechanism and Section V numerically validates the derived analytical results. We provide the concluding remarks in Section VI.

II. BACKGROUND AND ESSENTIAL DEFINITIONS

We now provide some definitions from differential privacy literature, in part to establish notations and conventions that will be followed in this article². We also highlight the shortcomings of popular additive noise mechanisms for differential privacy, viz., Laplace and Gaussian, and introduce the statistical estimation viewpoint that will lead to the development of a new mechanism in the next section.

A dataset \mathcal{D} is a collection of data records from several individuals. Let \mathcal{X} be the space of datasets and N be the number of data records in each dataset. The query function $f : \mathcal{X} \rightarrow \mathcal{Y}$ acts on dataset \mathcal{D} and provides the query response $f(\mathcal{D})$. The goal of DP is to conceal any individual’s presence in \mathcal{D} while publishing $f(\mathcal{D})$. The following notion of neighbouring datasets is crucial to define DP.

Definition 1 (Neighbouring datasets). *Any pair of datasets that differ by only a single data record is said to be neighbouring (or adjacent) datasets. Let \succ_x be the binary relation that denotes neighbouring datasets in the space \mathcal{X} ; we write $\mathcal{D} \succ_x \tilde{\mathcal{D}}$ when \mathcal{D} and $\tilde{\mathcal{D}}$ are neighbouring datasets from \mathcal{X} .*

A. Differential privacy

As mentioned earlier, DP makes it hard to detect the presence of any individual in a dataset from the query responses on that dataset. This is ensured by *randomizing* the query responses such that the responses on neighbouring datasets are probabilistically ‘similar’. A private mechanism \mathcal{M} is an algorithm that, on input with a dataset, provides a randomized output to a query.

Definition 2 ((ϵ, δ) -DP). *The randomized mechanism $\mathcal{M} : \mathcal{X} \rightarrow \mathcal{Y}$ is said to guarantee (ϵ, δ) -differential privacy (ϵ, δ) -DP in short if for every pair of neighbouring datasets $\mathcal{D} \succ_x \tilde{\mathcal{D}}$ and every measurable set \mathcal{E} in \mathcal{Y} ,*

$$\mathbb{P}\{\mathcal{M}(\mathcal{D}) \in \mathcal{E}\} \leq e^\epsilon \mathbb{P}\{\mathcal{M}(\tilde{\mathcal{D}}) \in \mathcal{E}\} + \delta, \quad (1)$$

where $\epsilon \in \mathbb{R}_+$ is the privacy budget parameter and $\delta \in [0, 1]$ is the privacy leakage parameter.

Investigating DP from the perspective of divergences is sometimes more intuitive. Statistical divergences [21] convey how distinct two random entities are by quantifying the ‘distance’ between their distributions. Let μ and $\check{\mu}$ be respectively the probability measures associated with $\mathcal{M}(\mathcal{D})$ and $\mathcal{M}(\tilde{\mathcal{D}})$. Let the measure μ be absolutely continuous with respect to

²The basic definitions of DP provided here are in compliance with [1]. References for other information are provided then and there.

$\check{\mu}$, i.e., $\mu \ll \check{\mu}$ (see [22] for generalization). Now, condition (1) can be rephrased as $\int_{\mathcal{Y}} \left[\frac{d\mu}{d\check{\mu}}(v) - e^\epsilon \right]_+ d\check{\mu}(v) \leq \delta$. As a consequence, (ϵ, δ) -DP can be expressed in terms of hockey stick divergence [23] as

$$\mathfrak{D}_{e^\epsilon}(\mu \parallel \check{\mu}) = \sup_{\mathcal{E} \subseteq \mathcal{Y}} (\mu(\mathcal{E}) - e^\epsilon \check{\mu}(\mathcal{E})) \leq \delta \quad \forall \mathcal{D} \succ_x \check{\mathcal{D}}. \quad (2)$$

This divergence viewpoint has led to some alternate definitions of DP in the past. See [22] for references.

From (1) and (2), we can observe that the privacy budget ϵ quantifies the tolerance limit on the dissimilarity between the distributions of outputs from neighbouring datasets and the leakage parameter δ is the bound on stark deviations from this limit. Smaller ϵ essentially means that the privacy guarantee is stronger and smaller δ assures the reliability of this guarantee.

Conventionally, δ has been seen as the probability with which the mechanism fails to ensure ϵ -DP [1], [11]. However, this *probabilistic* DP (pDP) viewpoint is not equivalent to (ϵ, δ) -DP in Definition 2, but just a sufficient condition for the same. Though the pDP framework makes the analysis simpler, it usually results in excess perturbation [13].

B. Privacy loss and profile

The notion of privacy loss [24] is a direct extension of the divergence viewpoint. It encapsulates the distinction between the mechanism's outputs on neighbouring datasets as a univariate random variable (RV), thereby facilitating the interpretation of (ϵ, δ) -DP through the extreme (tail) events of this RV.

Definition 3. The function $\log \frac{d\mu}{d\check{\mu}}$ is known as the *privacy loss function*; Consequently, the *privacy loss random variable* of the mechanism \mathcal{M} on the neighbouring datasets $\mathcal{D} \succ_x \check{\mathcal{D}}$ is defined as $\mathfrak{L}_{\mathcal{M}}^{\mathcal{D}, \check{\mathcal{D}}} = \log \frac{d\mu}{d\check{\mu}}(\mathbf{V})$, where $\mathbf{V} \sim \mu$ and its distribution is called as the *privacy loss distribution* [25].

The privacy loss function reduces to the logarithm of the ratio of the density functions of $\mathcal{M}(\mathcal{D})$ and $\mathcal{M}(\check{\mathcal{D}})$ whenever they are defined. Also, $\mathfrak{L}_{\mathcal{M}}^{\mathcal{D}, \check{\mathcal{D}}}$ is the transformation of the random variable \mathbf{V} modelling the mechanism's output for \mathcal{D} by the privacy loss function [19]. Privacy profile [22] is the curve of the lowest possible δ for which \mathcal{M} is differentially private for each $\epsilon \in \mathbb{R}_+$.

Definition 4 (Privacy profile). The *privacy profile* of the randomized mechanism \mathcal{M} is the function $\delta_{\mathcal{M}} : \mathbb{R}_+ \rightarrow [0, 1]$ that is defined as

$$\delta_{\mathcal{M}}(\epsilon) = \sup_{\mathcal{D} \succ_x \check{\mathcal{D}}} \mathfrak{D}_{e^\epsilon}(\mu \parallel \check{\mu}). \quad (3)$$

The epigraph [16] of $\delta_{\mathcal{M}}$, i.e., $\{(\epsilon, \delta) \mid \delta_{\mathcal{M}}(\epsilon) \leq \delta\}$, contains all the legit privacy parameters. Analysis through privacy profiles usually results in tight conditions that give high accuracy for the given privacy constraints compared to pDP (cf. [13] and [1]). The following expression from [13] highlights the connection between the privacy profile and the privacy losses, thereby providing an equivalent condition for (ϵ, δ) -DP in terms of privacy losses.

$$\delta_{\mathcal{M}}(\epsilon) = \sup_{\mathcal{D} \succ_x \check{\mathcal{D}}} \mathbb{P}\{\mathfrak{L}_{\mathcal{M}}^{\mathcal{D}, \check{\mathcal{D}}} > \epsilon\} - e^\epsilon \mathbb{P}\{\mathfrak{L}_{\mathcal{M}}^{\check{\mathcal{D}}, \mathcal{D}} < -\epsilon\}. \quad (4)$$

This characterization facilitates easier analysis whenever the privacy losses are adequately simple. We witness one such instance in the sequel for the case of additive noise mechanisms, where we redefine the privacy loss in terms of noise density to make our analysis simpler.

C. Additive noise mechanism

When the query response is a numeric vector, the straightforward way to randomize it is by adding noise.

Definition 5 (Additive noise mechanism). Consider a K -dimensional, real-valued query function $f : \mathcal{X} \rightarrow \mathbb{R}^K$. The *additive noise mechanism* (noise mechanism in short) perturbs the query output for the dataset \mathcal{D} as $\mathcal{M}(\mathcal{D}) = f(\mathcal{D}) + \mathbf{t}$, where $\mathbf{t} = [t_1 \ t_2 \ \dots \ t_K]^\top \in \mathbb{R}^K$ is the noise sample added to impart differential privacy that is drawn from a distribution with CDF $G_{\mathbf{T}}$ and PDF $g_{\mathbf{T}}$.

Conventionally, t_i , $i = 1, 2, \dots, K$ are the independent and identically distributed (i.i.d.) noise samples obtained from some known univariate distribution with density function $g_{\mathbf{T}}$. Several noise mechanisms have been proposed and studied in the past, the most popular being Laplace and Gaussian mechanisms. Though the framework in Definition 5 pertains to output perturbation, it can be generalized by appropriately specifying f . For e.g., [4] provides an objective perturbation scheme, which is prominent in private regression analysis [26].

The accuracy and hence, the utility of the noise-perturbed output is dictated by the ‘amount’ of noise that is added to the true response. The privacy parameters ϵ and δ have a direct impact on the noise added. Apart from these, the noise variance is determined by the sensitivity of the query function.

Definition 6 (Sensitivity). The ℓ_p -sensitivity of the real-valued, K -dimensional query function $f : \mathcal{X} \rightarrow \mathbb{R}^K$ is evaluated as

$$\Delta_p = \sup_{\mathcal{D} \succ_x \check{\mathcal{D}}} \|f(\mathcal{D}) - f(\check{\mathcal{D}})\|_p, \quad p \in [1, \infty]. \quad (5)$$

If $K = 1$ or $p = \infty$, we simply denote the sensitivity by Δ .

Thus, sensitivity indicates how sensitive the true response is to the replacement of a single entry in the dataset. To ensure privacy, the noise added should be able to mask this variation and thus, sensitivity plays a crucial role in determining the noise variance. Using the equivalence of norms [27], we write

$$\Delta_q \leq K^{[1/q-1/r]_+} \times \Delta_r, \quad \forall q, r \in [1, \infty] \quad (6)$$

and hence, it is evident that Δ_p is monotonic decreasing in p , i.e., $\Delta_q \leq \Delta_r \quad \forall r \geq q$.

1) Equivalent characterization of privacy loss:

We now revisit the concepts that were defined earlier in the context of additive noise mechanism, which in turn would make the analysis simpler. The following model captures a few notations that we will use.

Model 1. For the neighbouring datasets $\mathcal{D} \succ_x \check{\mathcal{D}}$, $\mathbf{z} = f(\mathcal{D})$ and $\check{\mathbf{z}} = f(\check{\mathcal{D}})$ denote the true responses and $\mathbf{d} = \mathbf{z} - \check{\mathbf{z}}$ denotes the difference between them. Also, let $\mathbf{V} = \mathbf{z} + \mathbf{T}$ and

$\tilde{\mathbf{V}} = \tilde{\mathbf{z}} + \mathbf{T}$ be the random vectors modelling the mechanism's outputs, where \mathbf{T} corresponds to the noise whose coordinates are i.i.d. RVs from a distribution with density g_T and $\psi = -\log g_T$ is the negative log-density function.

Now, the density of the output $\mathcal{M}(\mathcal{D})$ is $g_{\mathbf{V}}(\mathbf{v}) = g_{\mathbf{T}}(\mathbf{t})$ and also, $g_{\tilde{\mathbf{V}}}(\mathbf{v}) = g_{\mathbf{T}}(\mathbf{t} + \mathbf{d})$, where $\mathbf{t} = \mathbf{v} - \mathbf{z}$. Since the densities of \mathbf{V} and $\tilde{\mathbf{V}}$ are merely the translations of noise density, the privacy loss can be equivalently represented in terms of the noise PDF alone; alongside rendering simpler analysis, this also offers more intuition to construct a better noise PDF.

The equivalent privacy loss function in one dimension is given by $\zeta_d(t) = \log \frac{g_T(t)}{g_T(t+d)} = \psi(t+d) - \psi(t)$. In K -dimensions, the privacy loss is *additive* under i.i.d. noise, i.e., $\zeta_{\mathbf{d}}(\mathbf{t}) = \sum_{i=1}^K \zeta_{d_i}(t_i)$. Furthermore, the random variable $\zeta_{\mathbf{d}}(\mathbf{T})$, $\mathbf{T} \sim G_{\mathbf{T}}$ is probabilistically equivalent to $\mathcal{L}_{\mathcal{M}}^{\mathcal{D}, \tilde{\mathcal{D}}}$ and any event in $\mathcal{L}_{\mathcal{M}}^{\mathcal{D}, \tilde{\mathcal{D}}}$ and $\mathcal{L}_{\mathcal{M}}^{\tilde{\mathcal{D}}, \mathcal{D}}$ can respectively be represented with $\zeta_{\mathbf{d}}(\mathbf{T})$ and $\zeta_{-\mathbf{d}}(\mathbf{T})$ in a seamless manner. For e.g., the necessary and sufficient condition for the additive noise mechanism to be (ϵ, δ) -DP can be re-derived in terms of the equivalent privacy loss function (see Appendix E) as

$$\mathbb{P}\{\zeta_{\mathbf{d}}(\mathbf{T}) \geq \epsilon\} - e^\epsilon \mathbb{P}\{\zeta_{-\mathbf{d}}(\mathbf{T}) \leq -\epsilon\} \leq \delta, \quad (7)$$

which mirrors (4). This reformulation of privacy loss in terms of noise density facilitates the understanding of the role that noise distribution plays in determining accuracy for the given privacy parameters and sheds light on how to design the noise density to enhance the accuracy.

It is sometimes convenient to express the privacy loss function in a symmetric fashion. We define the centered privacy loss as $\tilde{\zeta}_d(t) = \psi(t + \frac{d}{2}) - \psi(t - \frac{d}{2})$. It is clear that $\zeta_d(t) = \tilde{\zeta}_d(t + \frac{d}{2})$. When the noise density is symmetric, $\tilde{\zeta}_d(t)$ exhibits odd symmetry, i.e., $\tilde{\zeta}_d(-t) = -\tilde{\zeta}_d(t)$. Also, if g_T is a log-concave density, then $\tilde{\zeta}_d(t)$ will be a monotonic function in the direction of $\text{sgn}(d)$, i.e., monotonic increasing for $d > 0$ and decreasing for $d < 0$ [28]. In the succeeding subsection, we examine the noise perturbation in the purview of statistical estimation that offers new insights onto designing noise density.

D. Estimation formulation

Observing Model 1, the mechanism's output can be visualized as a single noisy measurement of unperturbed query response. Thus, if the noise density g_T has the mode at $t = 0$, $\mathcal{M}(\mathcal{D})$ is the *maximum likelihood estimate* [19] for the 'location parameter' $f(\mathcal{D})$. This statistical estimation framework helps give one a proper understanding of the role of noise density on the deviation of $\mathcal{M}(\mathcal{D})$ from $f(\mathcal{D})$.

Since the noise is not inherent to the measurement, but added externally to impart privacy, we can design a favourable noise PDF which improves the accuracy while meeting the privacy requirements, rather than resorting to post-processing to improve accuracy as done in [13]. The noise has to be such that $\mathcal{M}(\mathcal{D})$ is *most informative* of $f(\mathcal{D})$ and also light-tailed so that large samples of noise do not result in excess perturbation.

Note that the Fisher information quantifies the amount of information the measurement contains about the parameter of interest. In the location model, the Fisher information that v_i carries about z_i is expressed as $\mathcal{I}_T = \int_{-\infty}^{\infty} (\psi'(t))^2 g_T(t) dt$, where $v_i = z_i + t_i$ and t_i is a random sample from the distribution with density function $g_T = e^{-\psi}$. Informally, the Fisher information of this location model measures the (average) *curvature* of g_T at $t = 0$. Since the Fisher information is dependent on the scale of g_T , we define the normalized Fisher information below.

Definition 7. *Normalized Fisher information (NFI) of the distribution is defined as the product of Fisher information corresponding to the location model when the noise is sampled from that distribution and the variance of the distribution, i.e., $\tilde{\mathcal{I}}_T = \mathcal{I}_T \times \sigma_T^2$, whenever both are defined and finite.*

Using variance as the normalization factor is motivated by the Cramér–Rao bound [19], from which we perceive that the variance and Fisher information are inversely related. Thus, the normalized Fisher information measures how 'concentrated' or 'sharp' the density is about zero after accounting for the scale of the distribution. It can be verified that the Gaussian distribution has the NFI of unity and the NFI of Laplace distribution is 2.

Gaussian distribution has the least normalized Fisher information among all the distributions ([29] and references therein). This is not surprising as the Gaussian distribution is the one with *maximum entropy* among all the distributions with a given first and second moments. However, Gaussian is still a popular noise mechanism because it is light-tailed. Despite having higher NFI, the tail of Laplace is relatively heavy, due to which the noise samples take large values frequently.

Thus, both Laplace and Gaussian mechanisms have their own limitations, leaving scope for a new mechanism for DP. We desire for the distribution whose density is light-tailed like Gaussian, but has a larger curvature around zero like Laplace. Such a distribution would have more NFI than Gaussian, while generating large noise samples less frequently.

III. PROPOSED MECHANISM

In order to leverage the benefits of both Laplace and Gaussian mechanisms, we first introduce the flipped Huber distribution, which has Gaussian tails and Laplacian centre. We then present the flipped Huber mechanism for differential privacy which adds flipped Huber noise to the query result.

A. Flipped Huber distribution

Definition 8. *The flipped Huber loss function is defined as*

$$\rho_\alpha(t) = \begin{cases} \alpha|t|, & |t| \leq \alpha \\ (t^2 + \alpha^2)/2, & |t| > \alpha \end{cases}, \quad (8)$$

where $\alpha \in \mathbb{R}_+$ is the transition parameter which indicates the transition of $\rho_\alpha(t)$ from an absolute-valued function to a quadratic function.

Note that the flipped Huber loss function is absolute-valued in the middle and quadratic in the tails; this is the reverse of

the Huber loss function, hence the name ‘flipped’ Huber. The flipped Huber loss function is symmetric and convex³.

We now devise a distribution based on the flipped Huber loss function. Inspired from the statistical physics, we define the flipped Huber distribution as the *Boltzmann-Gibbs distribution* [30] corresponding to *energy function* $\mathcal{E}(t) = \rho_\alpha(t)$, *thermal energy* $\mathcal{E}_0 = \gamma^2$ and *partition function* η .

Definition 9. The flipped Huber distribution $\mathcal{FH}(\alpha, \gamma^2)$ is specified by the flipped Huber density function,

$$g_{\mathcal{FH}}(t; \alpha, \gamma^2) = \frac{1}{\eta} \exp\left(-\frac{\rho_\alpha(t)}{\gamma^2}\right), \quad (9)$$

where $\alpha \in \mathbb{R}_+$ is the transition parameter, $\gamma \in \mathbb{R}_{++}$ is the scale parameter and η is the normalization constant, which is given by $\eta = \gamma\omega e^{-\alpha^2/2\gamma^2}$, where

$$\omega = 2 \left[\sqrt{2\pi} Q\left(\frac{\alpha}{\gamma}\right) + \frac{2\gamma}{\alpha} \sinh\left(\frac{\alpha^2}{2\gamma^2}\right) \right]. \quad (10)$$

A random variable T from the flipped Huber distribution is termed as the flipped Huber RV and is denoted as $T \sim \mathcal{FH}(\alpha, \gamma^2)$.

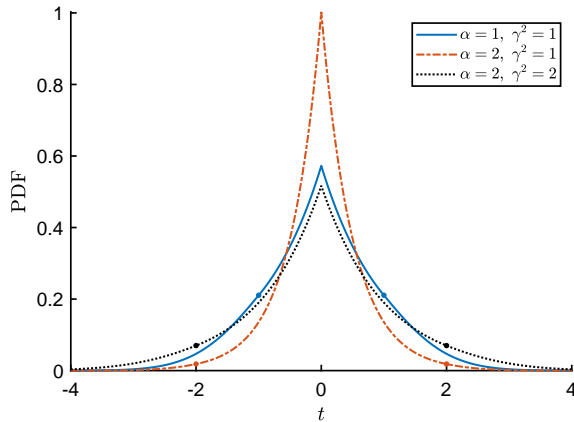


Fig. 1. Flipped Huber density functions for various choices of α and γ . The transition from Laplace to Gaussian segment is marked by ‘•’.

Flipped Huber densities for various choices of α and γ are demonstrated in Fig. 1. The parameter α can be adjusted to achieve the desired combination of Laplace and Gaussian densities. The flipped Huber density is the same as Gaussian when $\alpha = 0$ and resembles Laplace density as $\alpha \rightarrow \infty$. The scale parameter γ controls how the flipped Huber density is concentrated around zero. The CDF of the flipped Huber distribution $\mathcal{FH}(\alpha, \gamma^2)$ is

$$G_{\mathcal{FH}}(t; \alpha, \gamma^2) = \begin{cases} \frac{1}{2} + \frac{2\gamma}{\alpha\omega} \exp\left(\frac{\alpha}{2\gamma^2}(\alpha - |t|)\right) \sinh\left(\frac{\alpha t}{2\gamma^2}\right), & |t| \leq \alpha \\ \frac{1}{2} + \text{sgn}(t) \left[\frac{1}{2} - \frac{\sqrt{2\pi}}{\omega} Q\left(\frac{|t|}{\gamma}\right) \right], & |t| > \alpha \end{cases}. \quad (11)$$

The factor ω in (10) depends on the parameters α and γ only through their ratio $\frac{\alpha}{\gamma}$. The following observation will be useful in our analyses.

Proposition 1. The factor ω has the property that $\omega \geq \sqrt{2\pi}$.

³ $\rho_\alpha(t)$ is a convex function since it always lies above the tangents at every $t \in \mathbb{R}$ [16].

Proof. Let $b = \frac{\alpha}{\gamma}$. Thus, $b \in \mathbb{R}_+$ and $Q(b) \geq \frac{1}{2} - \frac{b}{\sqrt{2\pi}}$. Now, $\omega = 2\sqrt{2\pi}Q(b) + \frac{4}{b} \sinh\left(\frac{b^2}{2}\right) \geq \sqrt{2\pi} - 2b + \frac{4}{b}\left(\frac{b^2}{2}\right) = \sqrt{2\pi}$, where the fact that $\sinh(a) \geq a \forall a \in \mathbb{R}_+$ is used, which is evident from the Taylor expansion of $\sinh(a)$. \square

B. Features of flipped Huber distribution

Since the flipped Huber loss is symmetric and convex, the flipped Huber distribution is a symmetric log-concave distribution [15]. In Laplace and Gaussian distributions, the scale parameter is the sole determinant of both accuracy and privacy, which is a disadvantage in the differential privacy setup. But, for the flipped Huber distribution, multiple sets of parameters (α, γ) could result in the same variance, as we show below. This additional degree of freedom of the flipped Huber is what that makes it well-suited noised for DP.

Now, we investigate the aspects in which Flipped Huber is better than Gaussian and Laplace. We first demonstrate that flipped Huber distribution is better than Gaussian in terms of variance and Fisher information.

1) Variance and Fisher information:

The variance of the flipped Huber random variable $T \sim \mathcal{FH}(\alpha, \gamma^2)$ is given by

$$\sigma_{\mathcal{FH}}^2 = \gamma^2 \left[1 - \frac{1}{\omega} \left(\frac{2\gamma}{\alpha} \right)^3 \left(\frac{\alpha^2}{2\gamma^2} \cosh\left(\frac{\alpha^2}{2\gamma^2}\right) - \sinh\left(\frac{\alpha^2}{2\gamma^2}\right) \right) \right] \quad (12)$$

and the Fisher information of $\mathcal{FH}(\alpha, \gamma^2)$ is

$$\mathcal{I}_{\mathcal{FH}} = \frac{1}{\gamma^2} \left[1 + \frac{4\gamma}{\alpha\omega} \left(\frac{\alpha^2}{2\gamma^2} e^{\alpha^2/2\gamma^2} - \sinh\left(\frac{\alpha^2}{2\gamma^2}\right) \right) \right]. \quad (13)$$

It is observed that $\mathcal{FH}(\alpha, \gamma^2)$ has less variance and more Fisher information than the Gaussian with same scale parameter⁴, i.e., $\mathcal{N}(0, \gamma^2)$. Fig. 2 plots the normalized Fisher information of the flipped Huber distribution, $\tilde{\mathcal{I}}_{\mathcal{FH}} = \mathcal{I}_{\mathcal{FH}} \times \sigma_{\mathcal{FH}}^2$ as a function of $\frac{\alpha}{\gamma}$. It is evident that $\tilde{\mathcal{I}}_{\mathcal{FH}}$ is always between 1 and 2, i.e., between the normalized Fisher information of Gaussian and Laplace distributions.

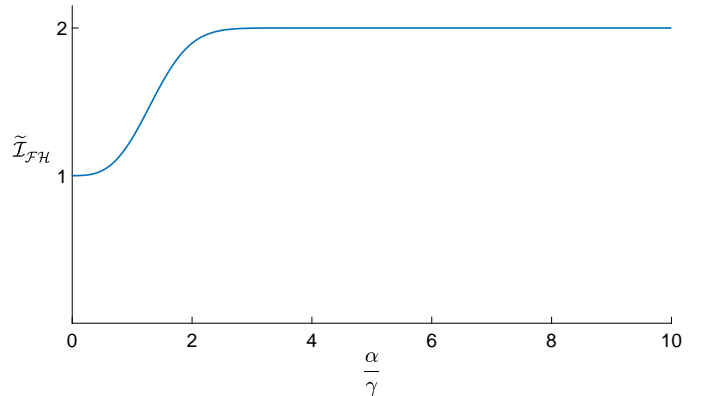


Fig. 2. Normalized Fisher information of the flipped Huber distribution as a function of α/γ .

Now, we highlight the feature of the flipped Huber distribution, which makes it superior to Laplace.

⁴The proofs for these are provided in Appendix B, along with the derivations of variance and Fisher information of $\mathcal{FH}(\alpha, \gamma^2)$.

2) MGF and sub-Gaussianity:

Because of the log-concavity, we know that the flipped Huber distribution is sub-exponential [28]. However, we further expect it to be sub-Gaussian, since it has Gaussian tails by construction. The moment generating function of the flipped Huber distribution is given as $\mathbb{M}_{\mathcal{FH}}(s) = \frac{\sqrt{2\pi}}{\omega} (\mathcal{P}_{\alpha,\gamma}(s) + \mathcal{P}_{\alpha,\gamma}(-s)) e^{\gamma^2 s^2/2}$, where $\mathcal{P}_{\alpha,\gamma}(s) = (e^{m_s \alpha/\gamma} - 1) \frac{e^{-m_s^2/2}}{m_s \sqrt{2\pi}} + Q(m_s)$ and $m_s = \frac{\alpha}{\gamma} + \gamma s$.

Lemma 2 (Sub-Gaussianity of flipped Huber). *The Flipped Huber distribution $\mathcal{FH}(\alpha, \gamma^2)$ is sub-Gaussian with proxy variance γ^2 , i.e., $\mathcal{FH}(\alpha, \gamma^2) \in \mathcal{SG}(\gamma^2)$.*

Proof. Proving the sub-Gaussianity in a direct way, i.e., showing $\mathbb{M}_{\mathcal{FH}}(s) \leq e^{\gamma^2 s^2/2} \forall s \in \mathbb{R}$, is difficult. Hence, we prove the sub-Gaussianity using the Orlicz condition. From Theorem 2.1.(IV) in [31], the necessary and sufficient condition for sub-Gaussianity with proxy variance γ^2 is $\mathbb{E} \left[\exp\left(\frac{sT^2}{2\gamma^2}\right) \right] \leq \frac{1}{\sqrt{1-s}} \forall s \in [0, 1)$. When $T \sim \mathcal{FH}(\alpha, \gamma^2)$, we shall obtain $\mathbb{E} \left[\exp\left(\frac{sT^2}{2\gamma^2}\right) \right] = \frac{1}{\sqrt{1-s}} \mathcal{C}_{\alpha,\gamma}(s)$, where $\mathcal{C}_{\alpha,\gamma}(s) = \frac{\sqrt{2\pi}}{\omega} \left[\sqrt{\frac{1}{s}-1} \times \exp\left(-\left(\frac{1}{s}-1\right) \frac{\alpha^2}{2\gamma^2}\right) \left(\operatorname{erfi}\left(\frac{1}{\sqrt{2s}} \frac{\alpha}{\gamma}\right) - \operatorname{erfi}\left(\frac{(1-s)\alpha}{\sqrt{2s}\gamma}\right) \right) + 2Q\left(\sqrt{1-s} \frac{\alpha}{\gamma}\right) \right]$. Note that $\mathcal{C}_{\alpha,\gamma}(s)$ depends on α and γ only through $\frac{\alpha}{\gamma}$. It can be verified that $\forall \frac{\alpha}{\gamma} \in \mathbb{R}_+$, $\mathcal{C}_{\alpha,\gamma}(s)$ is a decreasing function in $s \in [0, 1)$ and $\lim_{s \rightarrow 0^+} \mathcal{C}_{\alpha,\gamma}(s) = 1$. Thus, $\mathcal{C}_{\alpha,\gamma}(s) \leq 1 \forall \alpha \in \mathbb{R}_+$ and $\gamma \in \mathbb{R}_{++}$ and hence, $\mathcal{FH}(\alpha, \gamma^2) \in \mathcal{SG}(\gamma^2)$. \square

This result is also used later in this article in the derivation of sufficient condition in higher dimensions in Section IV-B. Since the flipped Huber distribution is sub-Gaussian, unlike the Laplace, the chances of extreme perturbations of query results are very less. This feature of sub-Gaussian tails (like Gaussian) that limits the outliers and the sharper centre (like Laplace) that offers more Fisher information make the flipped Huber mechanism, presented formally below, a well-suited additive noise mechanism.

C. Flipped Huber mechanism for differential privacy

Flipped Huber mechanism imparts privacy by adding i.i.d. noise samples from the flipped Huber distribution to each coordinate of the real-valued query response vector. Flipped Huber noise samples can be obtained using Smirnov transform; Appendix A describes how to obtain i.i.d. samples from the distribution $\mathcal{FH}(\alpha, \gamma^2)$. The mechanism is presented formally in Algorithm 1.

Algorithm 1 Flipped Huber Mechanism.

Input: Dataset \mathcal{D} , query function $f : \mathcal{X} \rightarrow \mathbb{R}^K$, flipped Huber parameters α and γ .

- 1: Evaluate the query response $f(\mathcal{D})$.
- 2: Obtain i.i.d. noise samples t_i , $i = 1, 2, \dots, K$ from $\mathcal{FH}(\alpha, \gamma^2)$.
- 3: Compute $\mathcal{M}_{\mathcal{FH}}(\mathcal{D}) = f(\mathcal{D}) + [t_1 \ t_2 \ \dots \ t_K]^\top$.

Output: Perturbed query response $\mathcal{M}_{\mathcal{FH}}(\mathcal{D})$.

Since our preliminary analysis of flipped Huber distribution in Section III-B corroborates its advantage over Gaussian and Laplace distributions, we expect the flipped Huber mechanism to achieve a better privacy-accuracy trade-off than Gaussian and Laplace mechanisms. Note that the parameters of the distribution, viz., α and γ are not specified directly and have to be determined from the privacy parameters. We need conditions that indicate what α and γ are valid for the given ϵ and δ . In the next section, we derive the privacy guarantees of the proposed flipped Huber mechanism that enables us to determine the noise parameters.

IV. THEORETICAL ANALYSIS

Firstly, we obtain a necessary and sufficient condition for (ϵ, δ) -DP for the single-dimensional case. In the high dimensional scenario, we observe that it is very difficult to obtain a necessary and sufficient condition because of the heterogeneous nature of the flipped Huber density. Therefore, a sufficient condition is derived using the principles of sub-Gaussianity and stochastic ordering.

The primary requirement for the derivation of privacy guarantees is the privacy loss function $\zeta_d(t)$, which can be equivalently characterized by the centered privacy loss function $\tilde{\zeta}_d(t)$, since $\zeta_d(t) = \tilde{\zeta}_d(t + \frac{d}{2})$. Because of the piecewise nature of noise density, the derivation of $\tilde{\zeta}_d(t)$ for the flipped Huber mechanism is algebraically involved. Appendix C provides the piecewise closed-form expression for $\zeta_d(t)$.

A. Necessary and sufficient condition in one dimension

We deduce the necessary and sufficient condition for (ϵ, δ) -DP in one dimension using the fact that the flipped Huber density is symmetric and log-concave. The following theorem provides the condition.

Theorem 3. *The one-dimensional flipped Huber mechanism guarantees (ϵ, δ) differential privacy if and only if $\delta_{\mathcal{FH}}^{(1)}(\epsilon) \leq \delta$, where $\delta_{\mathcal{FH}}^{(1)}(\epsilon)$ is the privacy profile given in (14).*

Proof. Since the flipped Huber density is symmetric and log-concave, we can use the necessary and sufficient from [15], which can be expressed in our notation for the flipped Huber mechanism as⁵

$$\overline{G}_{\mathcal{FH}}\left(\tilde{\zeta}_{\Delta}^{-1}(\epsilon) - \frac{\Delta}{2}\right) - e^{\epsilon} \overline{G}_{\mathcal{FH}}\left(\tilde{\zeta}_{\Delta}^{-1}(\epsilon) + \frac{\Delta}{2}\right) \leq \delta, \quad (15)$$

where $\tilde{\zeta}_{\Delta}^{-1}(\nu) = \sup\{t \mid \tilde{\zeta}_{\Delta}(t) \leq \nu\}$ is the right-continuous partial inverse of the centered privacy loss function $\tilde{\zeta}_{\Delta}(t)$ of the flipped Huber mechanism, which can be derived in closed-form using (26) in Appendix C as

$$\tilde{\zeta}_{\Delta}^{-1}(\nu) = \begin{cases} \frac{\gamma^2 \nu}{2\alpha}, & |\nu| < \frac{((2\alpha - \Delta) \wedge \Delta) \alpha}{\gamma^2} \\ \mathcal{J}_{\Delta, \gamma}(\nu, \alpha), & |\nu| \in \left[\frac{(2\alpha \vee \Delta)^2 - 2\alpha \Delta}{2\gamma^2}, \nu_1 \right) \\ \mathcal{J}_{\Delta, \gamma}(\nu, -\alpha), & |\nu| \in [\nu_1, \nu_2) \\ \frac{\gamma^2 \nu}{\Delta}, & |\nu| \in \mathbb{R}_+ \setminus \left[\frac{(\Delta - 2\alpha) \Delta}{2\gamma^2}, \nu_2 \right) \end{cases}, \quad (16)$$

⁵We have re-derived the result with our notational convention in Appendix E.

TABLE I
CASES TO BE CONSIDERED FOR ONE DIMENSIONAL NECESSARY AND SUFFICIENT CONDITION.

	Range of ϵ	Non-empty only when	t_1	t_2	Intervals	
					t_1	t_2
(i)	$\left[0, \frac{(\Delta - 2\alpha)\Delta}{2\gamma^2}\right)$	$\alpha < \frac{\Delta}{2}$	$\frac{\gamma^2\epsilon}{\Delta} - \frac{\Delta}{2}$	$\frac{\gamma^2\epsilon}{\Delta} + \frac{\Delta}{2}$	$(-\infty, -\alpha)$	(α, ∞)
(ii)	$\left[0, \frac{((2\alpha - \Delta) \wedge \Delta)\alpha}{\gamma^2}\right)$	$\alpha > \frac{\Delta}{2}$	$\frac{\gamma^2\epsilon}{2\alpha} - \frac{\Delta}{2}$	$\frac{\gamma^2\epsilon}{2\alpha} + \frac{\Delta}{2}$	$(-\alpha, 0)$	$(0, \alpha)$
(iii)	$\left[\frac{(2\alpha \vee \Delta)^2 - 2\alpha\Delta}{2\gamma^2}, \frac{([\Delta - \alpha]_+)^2 + 2\alpha\Delta}{2\gamma^2}\right)$	$\alpha < \Delta$	$-\alpha + \sqrt{2(\gamma^2\epsilon + \alpha\Delta)} - \Delta$	$\sqrt{2(\gamma^2\epsilon + \alpha\Delta)} - \alpha$	$[-\alpha, 0)$	$[\alpha, \infty)$
(iv)	$\left[\frac{([\Delta - \alpha]_+)^2 + 2\alpha\Delta}{2\gamma^2}, \frac{(\Delta + 2\alpha)\Delta}{2\gamma^2}\right)$	–	$\alpha + \sqrt{2(\gamma^2\epsilon - \alpha\Delta)} - \Delta$	$\sqrt{2(\gamma^2\epsilon - \alpha\Delta)} + \alpha$	$[0, \alpha)$	$[\alpha, \infty)$
(v)	$\left[\frac{(\Delta + 2\alpha)\Delta}{2\gamma^2}, \infty\right)$	–	$\frac{\gamma^2\epsilon}{\Delta} - \frac{\Delta}{2}$	$\frac{\gamma^2\epsilon}{\Delta} + \frac{\Delta}{2}$	$[\alpha, \infty)$	$[\alpha, \infty)$

$$\delta_{\mathcal{FH}}^{(1)}(\epsilon) = \begin{cases} \left(1 - \frac{\sqrt{2\pi}}{\omega}\right) + \frac{\sqrt{2\pi}}{\omega} \left[Q\left(\frac{\gamma\epsilon}{\Delta} - \frac{\Delta}{2\gamma}\right) - e^\epsilon Q\left(\frac{\gamma\epsilon}{\Delta} + \frac{\Delta}{2\gamma}\right)\right], & 0 \leq \epsilon < \frac{(\Delta - 2\alpha)\Delta}{2\gamma^2} \\ \frac{1}{2}(1 - e^\epsilon) + \frac{\gamma}{\alpha\omega} e^{\alpha^2/2\gamma^2} \left(1 + e^\epsilon - 2 \exp\left(\frac{\epsilon}{2} - \frac{\alpha\Delta}{2\gamma^2}\right)\right), & 0 \leq \epsilon < \frac{((2\alpha - \Delta) \wedge \Delta)\alpha}{\gamma^2} \\ \frac{1}{2} + \frac{\gamma}{\alpha\omega} e^{\alpha^2/2\gamma^2} \left[1 - \exp\left(\frac{\alpha}{\gamma^2}(-\alpha + \sqrt{2(\gamma^2\epsilon + \alpha\Delta)} - \Delta)\right)\right] - e^\epsilon \frac{\sqrt{2\pi}}{\omega} Q\left(\frac{\sqrt{2(\gamma^2\epsilon + \alpha\Delta)} - \alpha}{\gamma}\right), & \frac{(2\alpha \vee \Delta)^2 - 2\alpha\Delta}{2\gamma^2} \leq \epsilon < \frac{([\Delta - \alpha]_+)^2 + 2\alpha\Delta}{2\gamma^2} \\ \frac{1}{2} - \frac{\gamma}{\alpha\omega} e^{\alpha^2/2\gamma^2} \left[1 - \exp\left(\frac{\alpha}{\gamma^2}(-\alpha - \sqrt{2(\gamma^2\epsilon - \alpha\Delta)} + \Delta)\right)\right] - e^\epsilon \frac{\sqrt{2\pi}}{\omega} Q\left(\frac{\sqrt{2(\gamma^2\epsilon - \alpha\Delta)} + \alpha}{\gamma}\right), & \frac{([\Delta - \alpha]_+)^2 + 2\alpha\Delta}{2\gamma^2} \leq \epsilon < \frac{(\Delta + 2\alpha)\Delta}{2\gamma^2} \\ \frac{\sqrt{2\pi}}{\omega} \left[Q\left(\frac{\gamma\epsilon}{\Delta} - \frac{\Delta}{2\gamma}\right) - e^\epsilon Q\left(\frac{\gamma\epsilon}{\Delta} + \frac{\Delta}{2\gamma}\right)\right], & \epsilon \geq \frac{(\Delta + 2\alpha)\Delta}{2\gamma^2} \end{cases} \quad (14)$$

where $\nu_1 = \frac{([\Delta - \alpha]_+)^2 + 2\alpha\Delta}{2\gamma^2}$, $\nu_2 = \frac{(\Delta + 2\alpha)\Delta}{2\gamma^2}$ and

$$\mathcal{J}_{\Delta, \gamma}(\nu, \alpha) = \text{sgn}(\nu) \left(\sqrt{2(\gamma^2|\nu| + \alpha\Delta)} - \frac{\Delta}{2} - \alpha \right).$$

Now, let us denote $t_1 = \tilde{\zeta}_{\Delta}^{-1}(\epsilon) - \frac{\Delta}{2}$ and $t_2 = \tilde{\zeta}_{\Delta}^{-1}(\epsilon) + \frac{\Delta}{2}$. We can rewrite (29) as

$$\delta_{\mathcal{FH}}^{(1)}(\epsilon) \triangleq \overline{G}_{\mathcal{FH}}(t_1) - e^\epsilon \overline{G}_{\mathcal{FH}}(t_2) \leq \delta, \quad (17)$$

where $\delta_{\mathcal{FH}}^{(1)}(\epsilon)$ is the privacy profile in one dimension. Since the flipped Huber CDF in (11) is piecewise, we now need to characterize in which interval t_1 and t_2 fall to proceed further with evaluating the condition (17). Table I lists the various possible ranges in which ϵ can lie and the corresponding t_1 and t_2 , along with the interval in which they fall. Note that depending on the relation between α and Δ , some of these ranges for ϵ might correspond to empty sets, which are also mentioned in the table. Taking the cases in Table I into account, after algebraic simplifications of $\overline{G}_{\mathcal{FH}}(t_1) - e^\epsilon \overline{G}_{\mathcal{FH}}(t_2)$, we shall deduce $\delta_{\mathcal{FH}}^{(1)}(\epsilon)$ as in (14). Consequently, the necessary and sufficient condition is given as $\delta_{\mathcal{FH}}^{(1)}(\epsilon) \leq \delta$. \square

From the above theorem, it can be shown that the performance of flipped Huber will be better than that of Gaussian in one dimension. Assume that α is selected such that $\epsilon \geq \frac{(\Delta + 2\alpha)\Delta}{2\gamma^2}$ holds for the given ϵ and any arbitrary γ of interest. This corresponds to the tail case (v) in Table I and from (14), the necessary and sufficient condition becomes $Q\left(\frac{\gamma\epsilon}{\Delta} - \frac{\Delta}{2\gamma}\right) - e^\epsilon Q\left(\frac{\gamma\epsilon}{\Delta} + \frac{\Delta}{2\gamma}\right) \leq \delta \cdot \frac{\omega}{\sqrt{2\pi}}$. Observe that this

condition looks similar to the necessary and sufficient condition for the Gaussian mechanism [13]. Hence, γ satisfying this condition corresponds to the scale parameter of the $(\epsilon, \delta \cdot \frac{\omega}{\sqrt{2\pi}})$ -DP Gaussian mechanism, which is lesser than the scale parameter of the (ϵ, δ) -DP Gaussian mechanism (due to Proposition 1 that $\omega \geq \sqrt{2\pi}$, the ‘effective’ δ has become larger). This, combined with the fact that the variance of the flipped Huber distribution can never exceed that of Gaussian of the same scale parameter (i.e., $\text{Var}(\mathcal{FH}(\alpha, \gamma^2)) \leq \text{Var}(\mathcal{N}(0, \gamma^2)) = \gamma^2$), proves that the variance of the noise added by the flipped Huber mechanism is less than that of Gaussian, for the given (ϵ, δ) when α satisfies the assumption. Since the above assumption on α is only a subset of valid α satisfying privacy constraints, the least possible noise variance of the one-dimensional flipped Huber mechanism while satisfying (ϵ, δ) -DP is always lesser than that of the Gaussian mechanism.

The performance of the one-dimensional flipped Huber mechanism under the necessary and sufficient condition in Theorem 3 is studied through simulation in Section V-A.

B. Sufficient condition in higher dimensions

Now, we derive a condition for the flipped Huber mechanism to be (ϵ, δ) differentially private in K dimensions when $K > 1$, where we assume that i.i.d. flipped Huber noise samples are added to each coordinate of the query output. Deriving a closed-form necessary and sufficient condition is

mathematically intractable because of the hybrid, piecewise nature of the flipped Huber density. Also,

- (a) the multivariate flipped Huber density is not spherically symmetric in any ℓ_p -norm and hence, the results from [15] are unusable and
- (b) the expressions for $\zeta_{\mathbf{d}}(\mathbf{T})$ become highly complex in high dimensions, making it difficult to characterize the tail probabilities of privacy loss and hence, the condition (28) cannot be used.

In such cases, the privacy profile can be obtained using K -fold iterative numerical integration, as suggested in [17, Section IV-B]. Using this technique, the performance of flipped Huber mechanism in K dimensions is empirically studied in Section V-B. However, determining suitable noise parameters that give at most accuracy for a given ϵ and δ would involve grid search and it becomes very complex since iterative integration has to be performed for every point in the grid. Hence, we now derive a sufficient condition for (ϵ, δ) -DP, which is obtained from (28) under the case of restricted parameters.

Due to the symmetry of the flipped Huber density, we have $\mathbf{T} \stackrel{\text{d}}{=} -\mathbf{T}$ and also $\zeta_{-\mathbf{d}}(\mathbf{t}) = \log \frac{g_{\mathbf{T}}(\mathbf{t})}{g_{\mathbf{T}}(\mathbf{t}-\mathbf{d})} = \log \frac{g_{\mathbf{T}}(-\mathbf{t})}{g_{\mathbf{T}}(-\mathbf{t}+\mathbf{d})} = \zeta_{\mathbf{d}}(-\mathbf{t})$. Subsequently, $\zeta_{-\mathbf{d}}(\mathbf{T}) = \zeta_{\mathbf{d}}(-\mathbf{T}) \stackrel{\text{d}}{=} \zeta_{\mathbf{d}}(\mathbf{T})$, as the functions of identically distributed random variables are identically distributed. Therefore, we shall rewrite the condition for (ϵ, δ) -DP using (28)

$$\mathbb{P}\{\zeta_{\mathbf{d}}(\mathbf{T}) \geq \epsilon\} - e^\epsilon \mathbb{P}\{\zeta_{\mathbf{d}}(\mathbf{T}) \leq -\epsilon\} \leq \delta. \quad (18)$$

Thus, a sufficient condition can be devised by bounding the tail probabilities of the privacy loss; we will upper bound the upper tail probability $\mathbb{P}\{\zeta_{\mathbf{d}}(\mathbf{T}) \geq \epsilon\}$ and then use non-trivial lower bound in place of the lower tail probability $\mathbb{P}\{\zeta_{\mathbf{d}}(\mathbf{T}) \leq -\epsilon\}$.

Note that the privacy loss RV $\zeta_{\mathbf{d}}(\mathbf{T})$ is a transformation of flipped Huber random vector by the privacy loss function. The following result pertaining to such functionally expressed variables is essential for the derivation of our sufficient condition.

Lemma 4. *If $h_1: \mathbb{R}^K \rightarrow \mathbb{R}$ and $h_2: \mathbb{R}^K \rightarrow \mathbb{R}$ are functions such that $h_1(\mathbf{t}) \leq h_2(\mathbf{t})$, $\forall \mathbf{t} \in \mathbb{R}^K$, then for every $a \in \mathbb{R}$,*

- (i) $\mathbb{P}\{h_1(\mathbf{T}) \geq a\} \leq \mathbb{P}\{h_2(\mathbf{T}) \geq a\}$ and
- (ii) $\mathbb{P}\{h_1(\mathbf{T}) \leq a\} \geq \mathbb{P}\{h_2(\mathbf{T}) \leq a\}$.

Proof. Since we have $h_1(\mathbf{t}) \leq h_2(\mathbf{t})$, $h_1(\mathbf{t}) \geq a$ implies $h_2(\mathbf{t}) \geq a \forall \mathbf{t} \in \mathbb{R}^K$ and hence the upper level set $\{\mathbf{t} \in \mathbb{R}^K | h_1(\mathbf{t}) \geq a\}$ is a subset of $\{\mathbf{t} \in \mathbb{R}^K | h_2(\mathbf{t}) \geq a\}$. By invoking the monotonicity of probability measure, we obtain $\mathbb{P}\{h_1(\mathbf{T}) \geq a\} \leq \mathbb{P}\{h_2(\mathbf{T}) \geq a\} \forall a \in \mathbb{R}$. Similarly, we can prove the other case in (ii). \square

Thus, one can appropriately choose the bounding function in order to obtain bounds on the tail probabilities. We apply this result on $\zeta_{\mathbf{d}}(\mathbf{t})$ to obtain the sufficient condition. Since the linear combinations of i.i.d. random variables are relatively easy to handle, we look for the bounding function $\zeta_{\mathbf{d}}^{(w)}(\mathbf{t})$, which is linear or affine in \mathbf{t} ; this is facilitated by the linear tails of the privacy loss function. Let $\mathcal{R}_\Delta(\alpha) = \alpha^2 - ([\alpha - \Delta]_+)^2$. Using the affine upper bound (derived in Appendix C)

$$\zeta_{\mathbf{d}}^{(w)}(\mathbf{t}) = \frac{\mathbf{t}^\top \mathbf{d}}{\gamma^2} + \frac{\|\mathbf{d}\|_2^2}{2\gamma^2} + \frac{K\mathcal{R}_\Delta(\alpha)}{2\gamma\Delta^2}, \quad (19)$$

in place of $\zeta_{\mathbf{d}}(\mathbf{t})$ in (18), we arrive at the sufficient condition

$$\mathbb{P}\{\zeta_{\mathbf{d}}^{(w)}(\mathbf{T}) \geq \epsilon\} - e^\epsilon \mathbb{P}\{\zeta_{\mathbf{d}}^{(w)}(\mathbf{T}) \leq -\epsilon\} \leq \delta. \quad (20)$$

However, this condition is still difficult to evaluate since the distribution of $\mathbf{T}^\top \mathbf{d}$ is difficult to characterize as it involves convolutions of flipped Huber densities. In the sequel, we derive an even looser (but tractable) sufficient condition by upper bounding $\mathbb{P}\{\zeta_{\mathbf{d}}^{(w)}(\mathbf{T}) \geq \epsilon\}$ and lower bounding $\mathbb{P}\{\zeta_{\mathbf{d}}^{(w)}(\mathbf{T}) \leq -\epsilon\}$.

1) Upper bounding the upper tail probability:

First, we upper bound $\mathbb{P}\{\zeta_{\mathbf{d}}^{(w)}(\mathbf{T}) \geq \epsilon\}$ using the sub-Gaussianity of the flipped Huber distribution.

Lemma 5. *Let T_1, T_2, \dots, T_K be i.i.d. flipped Huber RVs, $T_i \sim \mathcal{FH}(\alpha, \gamma^2)$ and $\mathbf{T} = [T_1 \ T_2 \ \dots \ T_K]^\top$. If $\mathcal{R}_\Delta(\alpha) = \alpha^2 - ([\alpha - \Delta]_+)^2 \leq (2\gamma^2\epsilon - \Delta^2)/K$, then $\mathbb{P}\{\zeta_{\mathbf{d}}^{(w)}(\mathbf{T}) \geq \epsilon\} \leq Q\left(\frac{\gamma\epsilon}{\Delta_2} - \frac{\Delta_2}{2\gamma} - \frac{K\mathcal{R}_\Delta(\alpha)}{2\gamma\Delta_2}\right)$.*

Proof. We have $\mathbb{M}_{T_i}(s) = \mathbb{M}_{\mathcal{FH}}(s) \leq e^{\gamma^2 s^2/2} \forall i = 1, 2, \dots, K$. Let $W = \mathbf{T}^\top \mathbf{d}$. Therefore, $\mathbb{M}_W(s) = \prod_{i=1}^K \mathbb{M}_{\mathcal{FH}}(d_i s) \leq \exp\left(\frac{\gamma^2 s^2}{2} \|\mathbf{d}\|_2^2\right)$. Hence, W is a sub-Gaussian random variable, $G_W \in \mathcal{SG}(\gamma^2 \|\mathbf{d}\|_2^2)$. From the equivalent condition (2.11) in [31] for sub-Gaussianity,

$$\mathbb{P}\{\mathbf{T}^\top \mathbf{d} > a\} \leq Q\left(\frac{a}{\gamma \|\mathbf{d}\|_2}\right) \forall a \in \mathbb{R}_+. \quad (21)$$

From (19) and monotonicity of any survival function, $\mathbb{P}\{\zeta_{\mathbf{d}}^{(w)}(\mathbf{T}) \geq \epsilon\} \leq \mathbb{P}\{\mathbf{T}^\top \mathbf{d} \geq \gamma^2\epsilon - \frac{\Delta_2^2}{2} - \frac{K\mathcal{R}_\Delta(\alpha)}{2}\}$. The given condition $\mathcal{R}_\Delta(\alpha) = \alpha^2 - ([\alpha - \Delta]_+)^2 \leq (2\gamma^2\epsilon - \Delta_2^2)/K$ implies $\gamma^2\epsilon \geq \frac{\Delta_2^2}{2} + \frac{K\mathcal{R}_\Delta(\alpha)}{2}$; using (21), we have

$$\begin{aligned} \mathbb{P}\{\zeta_{\mathbf{d}}^{(w)}(\mathbf{T}) \geq \epsilon\} &\leq Q\left(\frac{1}{\gamma \|\mathbf{d}\|_2} \left(\gamma^2\epsilon - \frac{\Delta_2^2}{2} - \frac{K\mathcal{R}_\Delta(\alpha)}{2}\right)\right) \\ &\leq Q\left(\frac{1}{\gamma \Delta_2} \left(\gamma^2\epsilon - \frac{\Delta_2^2}{2} - \frac{K\mathcal{R}_\Delta(\alpha)}{2}\right)\right), \end{aligned}$$

where the last inequality is because $Q(\cdot)$ is a monotonic decreasing function and $\|\mathbf{d}\|_2 \leq \Delta_2$. Simplifying the bound proves the result. \square

The parameter restriction $\mathcal{R}_\Delta(\alpha) \leq (2\gamma^2\epsilon - \Delta_2^2)/K$ in Lemma 5 can be rewritten as $\alpha \leq \mathcal{R}_\Delta^{-1}\left(\frac{2\gamma^2\epsilon - \Delta_2^2}{K}\right)$. Note that $\mathcal{R}_\Delta(\alpha) = \alpha^2$, if $\alpha < \Delta$ and $\mathcal{R}_\Delta(\alpha) = 2\alpha\Delta - \Delta^2$, if $\alpha \geq \Delta$. Hence, $\mathcal{R}_\Delta(\alpha)$ is a monotonic increasing function on $\alpha \in \mathbb{R}_+$, for which we can define the inverse

$$\mathcal{R}_\Delta^{-1}(\tau) = \begin{cases} \sqrt{\tau}, & 0 < \tau < \Delta^2 \\ \frac{\tau + \Delta^2}{2\Delta}, & \tau \geq \Delta^2 \end{cases}. \quad (22)$$

2) Lower bounding the lower tail probability:

Now, we derive a lower bound for the lower tail probability of $\zeta_{\mathbf{d}}^{(w)}(\mathbf{T})$. To achieve a non-trivial lower bound, we use the notion of stochastic ordering [32]. The *usual stochastic order* relates two random variables based on the ordering of their CDFs, or equivalently, survival functions. The random variable X is *stochastically smaller than* Y (denoted as $X \leq_{\text{st}} Y$) if $G_X(a) \geq G_Y(a) \forall a \in \mathbb{R}$.

We begin by stochastically bounding the univariate flipped Huber variable. We want the bounding variable to be from

some simple distribution. Since the flipped Huber has Gaussian tails, we stochastically bound the flipped Huber variable by a Gaussian random variable. Also, since the convolution of Gaussian densities is again a Gaussian, it is simple to characterize the bound on the tail probability in high dimensions.

Consider the univariate flipped Huber random variable $T \sim \mathcal{FH}(\alpha, \gamma^2)$. We know that $\mathbb{E}[T] = 0$. Since the usual stochastic ordering implies ordering of means, we require the bounding variable to have a positive mean; we consider the Gaussian variable $W \sim \mathcal{N}(\theta, \gamma^2)$ with $\theta \geq 0$. The mean parameter θ for which $T \leq_{\text{st}} W$ holds is derived next.

Lemma 6. *The flipped Huber distribution $\mathcal{FH}(\alpha, \gamma^2)$ is stochastically upper bounded by the Gaussian distribution $\mathcal{N}(\theta, \gamma^2)$, i.e., $\mathcal{FH}(\alpha, \gamma^2) \leq_{\text{st}} \mathcal{N}(\theta, \gamma^2)$, where*

$$\theta = \gamma Q^{-1}\left(\frac{1}{\omega} \sqrt{\frac{\pi}{2}}\right), \quad (23)$$

Proof. We need to show that the CDF of $\mathcal{FH}(\alpha, \gamma^2)$ at t is lower bounded by that of $\mathcal{N}(\theta, \gamma^2) \forall t \in \mathbb{R}$. From (11), it can be verified that $G_{\mathcal{FH}}(t; \alpha, \gamma^2) \geq \frac{\sqrt{2\pi}}{\omega} Q\left(-\frac{t}{\gamma}\right) \forall t \in \mathbb{R}$. Using Esseen's inequality [33, p. 291] $Q(a+b) \leq 2Q(a)Q(b)$, we get $G_{\mathcal{FH}}(t; \alpha, \gamma^2) \geq Q\left(-\frac{t}{\gamma} + Q^{-1}\left(\frac{1}{\omega} \sqrt{\frac{\pi}{2}}\right)\right) = \Phi\left(\frac{t-\theta}{\gamma}\right)$. \square

Note that Q^{-1} is defined only on $[0, 1]$ and the existence of θ is ensured by Proposition 1, from which we know $\frac{1}{\omega} \sqrt{\frac{\pi}{2}} \leq \frac{1}{2}$ and hence, $\theta \geq 0$.

In the high dimensional case, each of the i.i.d. variables $T_i \sim \mathcal{FH}(\alpha, \gamma^2)$, $i = 1, 2, \dots, K$ is stochastically bounded by corresponding W_i , where $W_i \sim \mathcal{N}(\theta, \gamma^2)$, $i = 1, 2, \dots, K$ are i.i.d. Gaussian variables with mean θ as in (23). The following lemma provides a lower bound for $\mathbb{P}\{\zeta_{\mathbf{d}}^{(w)}(\mathbf{T}) \leq -\epsilon\}$ by extending the stochastic bounds on each of T_i to $\mathbf{T}^\top \mathbf{d}$.

Lemma 7. *Let T_1, T_2, \dots, T_K be i.i.d. flipped Huber random variables, $T_i \sim \mathcal{FH}(\alpha, \gamma^2)$ and $\mathbf{T} = [T_1 \ T_2 \ \dots \ T_K]^\top$. We have $\mathbb{P}\{\zeta_{\mathbf{d}}^{(w)}(\mathbf{T}) \leq -\epsilon\} \geq Q\left(\frac{\gamma\epsilon}{\Delta_2} + \frac{\Delta_2}{2\gamma} + \frac{K\mathcal{R}_{\Delta}(\alpha)}{2\gamma\Delta_2} + \frac{\theta\Delta_1}{\gamma\Delta_2}\right)$, where $\theta = \gamma Q^{-1}\left(\frac{1}{\omega} \sqrt{\frac{\pi}{2}}\right)$.*

Proof. Let $W_i \sim \mathcal{N}(\theta, \gamma^2)$, $i = 1, 2, \dots, K$ be i.i.d. Gaussian variables. From Lemma 6, $T_i \leq_{\text{st}} W_i \forall i = 1, 2, \dots, K$. Due to the symmetry of the flipped Huber density, $d_i T_i \stackrel{\text{d}}{=} |d_i| T_i$. Since the usual stochastic order is preserved after the application of an increasing function and convolutions [32, Theorem 1.A.3], we have $|d_i| T_i \leq_{\text{st}} |d_i| W_i$ and consequently $\sum_{i=1}^K |d_i| T_i \leq_{\text{st}} \sum_{i=1}^K |d_i| W_i \stackrel{\text{d}}{=} W_0$.

It is clear that $W_0 \sim \mathcal{N}(\theta \|\mathbf{d}\|_1, \gamma^2 \|\mathbf{d}\|_2^2)$. Consider a new variable $W \sim \mathcal{N}(\theta \Delta_1, \gamma^2 \Delta_2^2)$. Clearly, $W_0 \leq_{\text{st}} W$ as we know that $\Phi\left(\frac{a-\theta \|\mathbf{d}\|_1}{\gamma \|\mathbf{d}\|_2}\right) \leq \Phi\left(\frac{a-\theta \Delta_1}{\gamma \Delta_2}\right) \forall a \in \mathbb{R}$ since $\|\mathbf{d}\|_1 \leq \Delta_1$, $\|\mathbf{d}\|_2 \leq \Delta_2$, $\theta \geq 0$ and $\Phi(\cdot)$ is a monotonic increasing function. By gathering the results, we have $\mathbf{T}^\top \mathbf{d} = \sum_{i=1}^K d_i T_i \leq_{\text{st}} W$ and hence, $\mathbb{P}\{\mathbf{T}^\top \mathbf{d} \leq a\} \geq \mathbb{P}\{W \leq a\} \forall a \in \mathbb{R}$. From (19),

$$\begin{aligned} \mathbb{P}\{\zeta_{\mathbf{d}}^{(w)}(\mathbf{T}) \leq -\epsilon\} &= \mathbb{P}\left\{\mathbf{T}^\top \mathbf{d} \leq -\gamma^2 \epsilon - \frac{\|\mathbf{d}\|_2^2}{2} - \frac{K\mathcal{R}_{\Delta}(\alpha)}{2}\right\} \\ &\geq \mathbb{P}\left\{\mathbf{T}^\top \mathbf{d} \leq -\gamma^2 \epsilon - \frac{\Delta_2^2}{2} - \frac{K\mathcal{R}_{\Delta}(\alpha)}{2}\right\}, \end{aligned}$$

where the inequality is because CDF is a monotonic increasing function. Using the stochastic bound, we get

$$\mathbb{P}\{\zeta_{\mathbf{d}}^{(w)}(\mathbf{T}) \leq -\epsilon\} \geq \Phi\left(\frac{1}{\gamma\Delta_2} \left(-\gamma^2 \epsilon - \frac{\Delta_2^2}{2} - \frac{K\mathcal{R}_{\Delta}(\alpha)}{2} - \theta\Delta_1\right)\right),$$

which proves the lemma. \square

3) Overall sufficient condition:

We now consolidate the results derived so far to provide the sufficient condition.

Theorem 8. *The K -dimensional flipped Huber mechanism guarantees (ϵ, δ) differential privacy if $\mathcal{R}_{\Delta}(\alpha) = \alpha^2 - ([\alpha - \Delta]_+)^2 \leq (2\gamma^2 \epsilon - \Delta_2^2)/K$ and*

$$Q\left(\frac{\gamma\epsilon}{\Delta_2} - \frac{\Delta_2}{2\gamma} - \frac{K\mathcal{R}_{\Delta}(\alpha)}{2\gamma\Delta_2}\right) - e^\epsilon Q\left(\frac{\gamma\epsilon}{\Delta_2} + \frac{\Delta_2}{2\gamma} + \frac{K\mathcal{R}_{\Delta}(\alpha)}{2\gamma\Delta_2} + \frac{\theta\Delta_1}{\gamma\Delta_2}\right) \leq \delta,$$

where $\theta = \gamma Q^{-1}\left(\frac{1}{\omega} \sqrt{\frac{\pi}{2}}\right)$.

Proof. From Lemmas 5 and Lemma 7, we can write $\mathbb{P}\{\zeta_{\mathbf{d}}^{(w)}(\mathbf{T}) \geq \epsilon\} - e^\epsilon \mathbb{P}\{\zeta_{\mathbf{d}}^{(w)}(\mathbf{T}) \leq -\epsilon\} \leq Q\left(\frac{\gamma\epsilon}{\Delta_2} - \frac{\Delta_2}{2\gamma} - \frac{K\mathcal{R}_{\Delta}(\alpha)}{2\gamma\Delta_2}\right) - e^\epsilon Q\left(\frac{\gamma\epsilon}{\Delta_2} + \frac{\Delta_2}{2\gamma} + \frac{K\mathcal{R}_{\Delta}(\alpha)}{2\gamma\Delta_2} + \frac{\theta\Delta_1}{\gamma\Delta_2}\right)$. Using this in (20), the theorem is proved. \square

The performance of the flipped Huber mechanism under this sufficient condition is validated through simulations in Section V-B, where its efficacy is compared with the necessary and sufficient condition through the numerical iterative integration technique [17].

V. EMPIRICAL VALIDATION

In this section, we validate the theoretical results derived in the previous section through simulations and clearly show the advantage of the proposed mechanism. We compare the performance of flipped Huber mechanism with the Gaussian mechanism [13] and the recent Offset Symmetric Gaussian Tails (OSGT) mechanism [17] as well as the Laplace mechanism [12, Theorem 3]. A few additional results and analyses are provided in Appendix D.

A. One-dimension

Firstly, we demonstrate the performance of the single-dimensional flipped Huber mechanism. We consider the following simulation setup. For a given δ and ϵ , a set of parameters satisfying (ϵ, δ) -DP are identified for each mechanism and the minimum variances achieved under such parameters are compared. Such a comparison would reveal which mechanisms are better in terms of the privacy-accuracy trade-off.

We set $\delta = 10^{-8}$ and the sensitivity as $\Delta = 1$. For flipped Huber and OSGT mechanisms, we perform grid search for (α, γ) and (λ, ξ) respectively in $[0.02, 150] \times [0.02, 50]$ to identify the parameters conforming with given (ϵ, δ) and for Gaussian mechanism, we use the binary search algorithm presented in [13]. The results are plotted in Fig. 3, where we show the variance of noise added by the mechanisms for various ϵ . The flipped Huber outperforms the Gaussian mechanism by a large margin. It also performs better than OSGT. For instance, when $\epsilon = 0.3$, the variance of noise added by the Gaussian and OSGT mechanisms are respectively 258.12 and 162.76, whereas flipped Huber mechanism adds

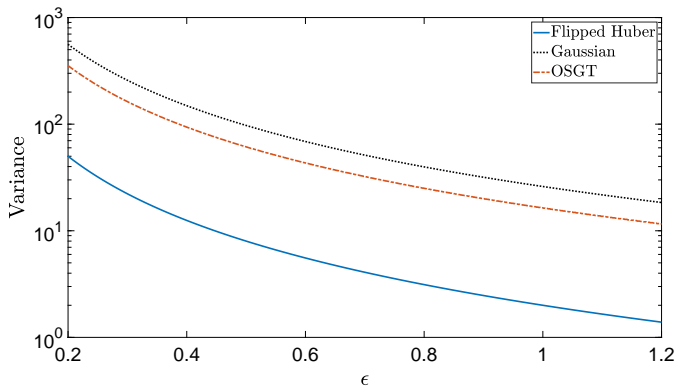


Fig. 3. Performance of various differentially private noise mechanisms in single dimension for $\delta = 10^{-8}$ and $\Delta = 1$.

noise only of variance 22.22. The results clearly demonstrate the benefit of improving Fisher information of noise density.

The intuitive explanation of why flipped Huber outperforms Gaussian was provided in Section IV-A. In Appendix D-II, we explain why flipped Huber is performing better than OSGT. In the following, we study the performance of the flipped Huber mechanism in higher dimensions.

It has been observed that for the given simulation setup, in one dimension, the variance resulting from the Flipped Huber and Laplace mechanisms are almost similar, with the flipped Huber resulting in marginally lesser variance (the difference between the variances shows up in the fourth or fifth decimal places). However, in the following subsection, we show that the Laplace mechanism performs poorly in high dimensions and flipped Huber results in significantly lesser variance.

B. K -dimensions

We illustrate the performance of flipped Huber mechanism in K -dimensions under the necessary and sufficient condition as well as the sufficient condition derived in Section IV-B. The simulation setup is similar to that of the one-dimensional case. We set $\Delta_2 = \sqrt{K}\Delta$ and $\Delta_1 = K\Delta$ based on the edge cases of the norm equivalence (6) and the per coordinate sensitivity (or the ℓ_∞ -sensitivity) is set as $\Delta = 1$. When obtaining the results of the flipped Huber under the sufficient condition, for each γ in the search region, we restrict the search region for α as dictated by Theorem 8.

As discussed before, the necessary and sufficient condition for $K > 1$ is very difficult to obtain in closed-form for flipped Huber. We can perform iterative integration and grid search, as explained in [17] to obtain parameters satisfying privacy constraints. Algorithm 2 presents this method for the flipped Huber mechanism with our notational convention. We exclude small values for α and γ in the grid search as they were observed to cause instability in the numerical integration. For the Gaussian case, since the necessary and sufficient condition is available in closed-form, we present its results, and for OSGT, we report the results from iterative integration.

The results of the simulation are presented in Fig. 4 for $K = 3$ and $K = 5$. The flipped Huber results in lesser noise variance for fixed (ϵ, δ) compared to Gaussian and

Algorithm 2 Determining parameters for K -dimensional flipped Huber mechanism.

Input: Set of grid points $\mathcal{G} \subseteq \mathbb{R}_{++}^2$ for (α, γ) , set of grid points $\mathcal{E} \subseteq \mathbb{R}$ for ϵ for numerical integration, per coordinate sensitivity Δ .

- 1: **for** each $(\alpha, \gamma) \in \mathcal{G}, \nu \in \mathcal{E}$ **do**
- 2: $\delta^{(1)}(\nu) \leftarrow \overline{G}_{\mathcal{FH}}(\tilde{\zeta}_\Delta^{-1}(\nu) - \frac{\Delta}{2}) - e^\nu \overline{G}_{\mathcal{FH}}(\tilde{\zeta}_\Delta^{-1}(\nu) + \frac{\Delta}{2})$.
- 3: **for** $k = 2, 3, \dots, K$, **for** each $\nu \in \mathcal{E}$ **do**
- 4: $\delta^{(k)}(\nu) \leftarrow \int_{-\infty}^{\infty} g_{\mathcal{FH}}(t) \delta^{(k-1)}\left(\epsilon - \tilde{\zeta}_\Delta\left(t + \frac{\Delta}{2}\right)\right) dt$.
- 5: **end for**
- 6: **end for**
- 7: Determine the set of points $\mathcal{G}^* \subseteq \mathcal{G}$ for which $\delta^{(K)}(\epsilon) \leq \delta$.

Output: $(\alpha, \gamma) \in \mathcal{G}^*$ that results in minimum variance.

OSGT in higher dimensions also. However, we observe that the improvement over Gaussian reduces with dimension. For example, compared to $K = 3$, the improvement of flipped Huber over Gaussian reduces by 1.7dB at $\epsilon = 0.3$.

The derived sufficient condition for the flipped Huber performs close to the necessary and sufficient condition, especially when the ϵ is not very small. For instance, when $K = 5$, for $\epsilon = 0.3$ and the necessary and sufficient condition results in the variance of 502 and the noise variance using sufficient condition is 557. But, the difference between variance reduces to less than 2 for $\epsilon = 1$. Also, note that the gap between the variance corresponding to sufficient and necessary and sufficient condition increases with the dimension.

TABLE II
VARIANCE OF NOISE ADDED BY FLIPPED HUBER AND LAPLACE MECHANISMS IN 20 DIMENSIONS.

ϵ	0.3	0.4	0.5	0.6	0.7
Flipped Huber (sufficient)	5162.41	2979.23	1945.79	1374.36	1024.66
Laplace	8888.89	5000	3200	2222.22	1632.65

Now, we provide the comparison of flipped Huber and Laplace mechanisms for the same simulation setup, but in $K = 20$ dimensions. The results are provided in Table II. Note that since iterative integration is computationally very difficult to perform for such a large K , we compare only with flipped Huber results corresponding to the sufficient condition. The results are summarised in Table II. We see that the variance of noise added by the flipped Huber mechanism is significantly lesser than that of the Laplace mechanism, unlike the marginal improvement observed for the case of $K = 1$. We remark that for this case, the variance of flipped Huber noise resulting from the sufficient condition is very close to that of noise added by the Gaussian mechanism. However, from our previous observation that sufficient condition gets looser with dimension, we can presume that the actual variance of flipped Huber noise that needs to be added is lesser than that of Gaussian noise. A further tighter sufficient condition for flipped Huber mechanism can be derived to validate this as part of future work.

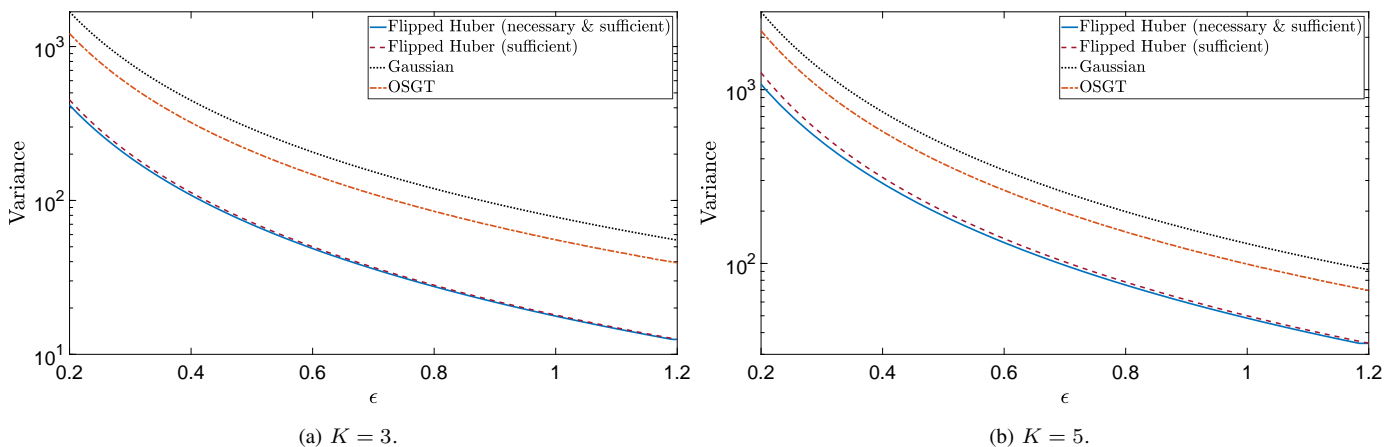


Fig. 4. Performance of various differentially private noise mechanisms in K dimensions for $\delta = 10^{-8}$, $\Delta = 1$, $\Delta_2 = \sqrt{K}$ and $\Delta_1 = K$.

$$G_{\mathcal{FH}}^{-1}(u; \alpha, \gamma^2) = \begin{cases} -\frac{\gamma^2}{\alpha} \operatorname{sgn}(2u-1) \log\left(1 - \frac{\alpha\omega}{2\gamma} |2u-1| e^{-\alpha^2/2\gamma^2}\right), & u \wedge (1-u) \geq \frac{\sqrt{2\pi}}{\omega} Q\left(\frac{\alpha}{\gamma}\right) \\ \gamma \operatorname{sgn}(2u-1) Q^{-1}\left(\frac{\omega(1-|2u-1|)}{2\sqrt{2\pi}}\right), & \text{otherwise} \end{cases} \quad (24)$$

VI. CONCLUSIONS

This article introduced the flipped Huber mechanism for differential privacy that perturbs query responses on datasets with noise sampled from a novel density which is a hybrid of Laplace and Gaussian densities and has the desired traits of both. Theoretical results had been derived for the flipped Huber mechanism and we provided a necessary and sufficient condition in one dimension and a sufficient condition in K dimensions for the mechanism to be (ϵ, δ) -DP. The performance of the flipped Huber mechanism under these conditions was empirically validated and the results demonstrated that the proposed hybrid density is capable of providing more accuracy for the given privacy constraints compared to other existing mechanisms.

Given the current explosion of literature on differential privacy when differentially private versions of numerous algorithms are being proposed in different fields, we believe our work is critical. Construction of the new noise density from the statistical estimation formulation motivates us to explore other hand-crafted noises for differential privacy which may possibly be better or more competitive to the existing ones, rather than restricting ourselves to well-known distributions.

APPENDIX A

SAMPLING FROM THE FLIPPED HUBER DISTRIBUTION

The cumulative distribution function of the flipped Huber distribution $\mathcal{FH}(\alpha, \gamma^2)$ is given in (11). Though the CDF is piecewise, its inverse can be obtained in closed-form and hence, the noise samples can be obtained Smirnov transform (also called the inversion sampling method) [34].

The quantile function of $\mathcal{FH}(\alpha, \gamma^2)$ is given in (24). To obtain i.i.d. samples t_i , $i = 1, 2, \dots, K$ from the flipped Huber distribution $\mathcal{FH}(\alpha, \gamma^2)$, the i.i.d. samples u_i , $i = 1, 2, \dots, K$

are drawn from the uniform distribution $\mathcal{U}(0, 1)$. Then, the required samples can be obtained as $t_i = G_{\mathcal{FH}}^{-1}(u_i; \alpha, \gamma^2)$.

APPENDIX B

VARIANCE AND FISHER INFORMATION

Here, we provide the derivation of variance and Fisher information of the flipped Huber distribution and derive bounds on them. First, we observe that

$$\sinh(a) \leq a \cosh(a) \leq a e^a \quad \forall a \in \mathbb{R}_+, \quad (25)$$

where the first inequality is evident from the Taylor expansion, $a \cosh(a) = a(1 + \frac{a^2}{2!} + \frac{a^4}{4!} + \dots) \geq (a + \frac{a^3}{3!} + \frac{a^5}{5!} + \dots) = \sinh(a) \quad \forall a \in \mathbb{R}_+$; also, $a e^a - a \cosh(a) = a \sinh(a) \geq 0 \quad \forall a \in \mathbb{R}$. Let $T \sim \mathcal{FH}(\alpha, \gamma^2)$ be the flipped Huber random variable. Due to the symmetry of the density function, we have $\mathbb{E}[T] = 0$. Hence, the variance of T is

$$\sigma_{\mathcal{FH}}^2 = \frac{1}{\eta} \left[2 \int_0^\alpha t^2 e^{-\alpha t/\gamma^2} dt + 2e^{-\alpha^2/2\gamma^2} \int_\alpha^\infty t^2 e^{-t^2/2\gamma^2} dt \right].$$

$$\begin{aligned} \text{Now, } \int_0^\alpha t^2 e^{-\alpha t/\gamma^2} dt &= - \left[e^{-\alpha t/\gamma^2} \left(t^2 \frac{\gamma^2}{\alpha} + 2t \frac{\gamma^4}{\alpha^2} + 2 \frac{\gamma^6}{\alpha^3} \right) \right]_0^\alpha \\ &= \frac{4\gamma^6}{\alpha^3} e^{-\alpha^2/2\gamma^2} \sinh\left(\frac{\alpha^2}{2\gamma^2}\right) - e^{-\alpha^2/\gamma^2} \left(\alpha\gamma^2 + \frac{2\gamma^4}{\alpha} \right) \end{aligned}$$

$$\text{and } \int_\alpha^\infty t^2 e^{-t^2/2\gamma^2} dt = \gamma^3 \sqrt{2\pi} Q\left(\frac{\alpha}{\gamma}\right) + \alpha\gamma^2 e^{-\alpha^2/2\gamma^2}.$$

Hence,

$$\begin{aligned} \sigma_{\mathcal{FH}}^2 &= \frac{2\gamma^2}{\omega} \left[\sqrt{2\pi} Q\left(\frac{\alpha}{\gamma}\right) + \frac{4\gamma^3}{\alpha^3} \sinh\left(\frac{\alpha^2}{2\gamma^2}\right) + \frac{2\gamma}{\alpha} e^{-\alpha^2/2\gamma^2} \right] \\ &= \gamma^2 \left[1 - \frac{1}{\omega} \left(\frac{2\gamma}{\alpha} \right)^3 \left(\frac{\alpha^2}{2\gamma^2} \cosh\left(\frac{\alpha^2}{2\gamma^2}\right) - \sinh\left(\frac{\alpha^2}{2\gamma^2}\right) \right) \right]. \end{aligned}$$

Now, we derive the Fisher information of the flipped Huber distribution $\mathcal{FH}(\alpha, \gamma^2)$. Let T be the flipped Huber random

variable, $T \sim \mathcal{FH}(\alpha, \gamma^2)$ and let $V = z + T$ be the noisy observation of the ‘location’ parameter z . Thus, the random variable V has the density $g_{\mathcal{FH}}(v - \theta; \alpha, \gamma^2)$. The Fisher information about the location parameter z contained in the random observation of V is

$$\begin{aligned} \mathcal{I}_{\mathcal{FH}} &= \mathbb{E} \left[\left(\frac{\partial}{\partial \theta} \log g_{\mathcal{FH}}(V - \theta; \alpha, \gamma^2) \right)^2 \right] = \mathbb{E} \left[\frac{(\rho'_\alpha(V - \theta))^2}{\gamma^4} \right] \\ &= \frac{1}{\eta} \int_{-\infty}^{\infty} \frac{(\rho'_\alpha(t))^2}{\gamma^4} g_{\mathcal{FH}}(t; \alpha, \gamma^2) dt. \end{aligned}$$

We know that $\rho'_\alpha(t) = \alpha \operatorname{sgn}(t)$ if $|t| \leq \alpha$, else $\rho'_\alpha(t) = t$. Therefore,

$$\begin{aligned} \mathcal{I}_{\mathcal{FH}} &= \frac{1}{\eta} \left[2 \int_0^\alpha \frac{\alpha^2}{\gamma^4} e^{-\alpha t / \gamma^2} dt + 2e^{-\alpha^2 / 2\gamma^2} \int_\alpha^\infty \frac{t^2}{\gamma^4} e^{-t^2 / 2\gamma^2} dt \right] \\ &= \frac{1}{\gamma^2} \left[1 + \frac{4\gamma}{\alpha\omega} \left(\frac{\alpha^2}{2\gamma^2} e^{\alpha^2 / 2\gamma^2} - \sinh\left(\frac{\alpha^2}{2\gamma^2}\right) \right) \right]. \end{aligned}$$

Using (25), it is evident that $\sigma_{\mathcal{FH}}^2 \leq \gamma^2$ and $\mathcal{I}_{\mathcal{FH}} \geq \frac{1}{\gamma^2}$. Therefore, the flipped Huber distribution has lesser variance and more Fisher Information compared to the Gaussian with the same scale parameter.

APPENDIX C CENTERED PRIVACY LOSS FUNCTION

We now provide the centered privacy loss function of the flipped Huber mechanism in closed-form. We have $\tilde{\zeta}_d(t) = \frac{1}{\gamma^2} \left[\rho_\alpha\left(t + \frac{d}{2}\right) - \rho_\alpha\left(t - \frac{d}{2}\right) \right]$. Since the flipped Huber loss function $\rho_\alpha(\cdot)$ is piecewise, obtaining $\tilde{\zeta}_d(t)$ in closed-form is algebraically involved. We need to consider three different cases based on how α and d are related, viz., $\alpha \geq |d|$, $\frac{|d|}{2} \leq \alpha < |d|$ and $\alpha < \frac{|d|}{2}$. By aggregating the centered privacy loss functions corresponding to these three cases, we get the piecewise closed-form expression for $\tilde{\zeta}_d(t)$ as in (26).

Fig. 5 illustrates the centered privacy loss for the three cases. Note that $\tilde{\zeta}_d(t)$ is the monotonic function in the direction of $\operatorname{sgn}(d)$ and exhibits odd symmetry over t as well as d , i.e., $\tilde{\zeta}_{-d}(t) = -\tilde{\zeta}_d(t) = \tilde{\zeta}_d(-t)$; this is because the flipped Huber density is symmetric and log-concave. Also, in all the cases, $\tilde{\zeta}_d(t)$ is a *corrugated* linear function that is crumpled at the middle; the tail of $\tilde{\zeta}_d(t)$ is linear with slope $\frac{d}{\gamma^2}$, i.e., $\tilde{\zeta}_d(t) = \frac{td}{\gamma^2}$, whenever $|t| \geq \alpha + \frac{|d|}{2}$. These tails coincide with the centered privacy loss function of the Gaussian $\mathcal{N}(0, \gamma^2)$, given by $\frac{td}{\gamma^2} \forall t \in \mathbb{R}$. This is a direct consequence of the flipped Huber density having the tail of $\mathcal{N}(0, \gamma^2)$.

C-I. Upper bound of $\tilde{\zeta}_d(t)$

We now deduce a function that upper bounds $\tilde{\zeta}_d(t)$, which is useful in the derivation of sufficient condition for (ϵ, δ) -DP in higher dimensions. As noted before, $\tilde{\zeta}_d(t)$ is a *zigzag* function which is linear at the tails and it has hinges at $\pm \frac{d}{2}$: a ridge at $\frac{d}{2}$ and a groove at $-\frac{d}{2}$.

The intrinsic choice for the bounding function is the affine function passing through the ridge that has the same

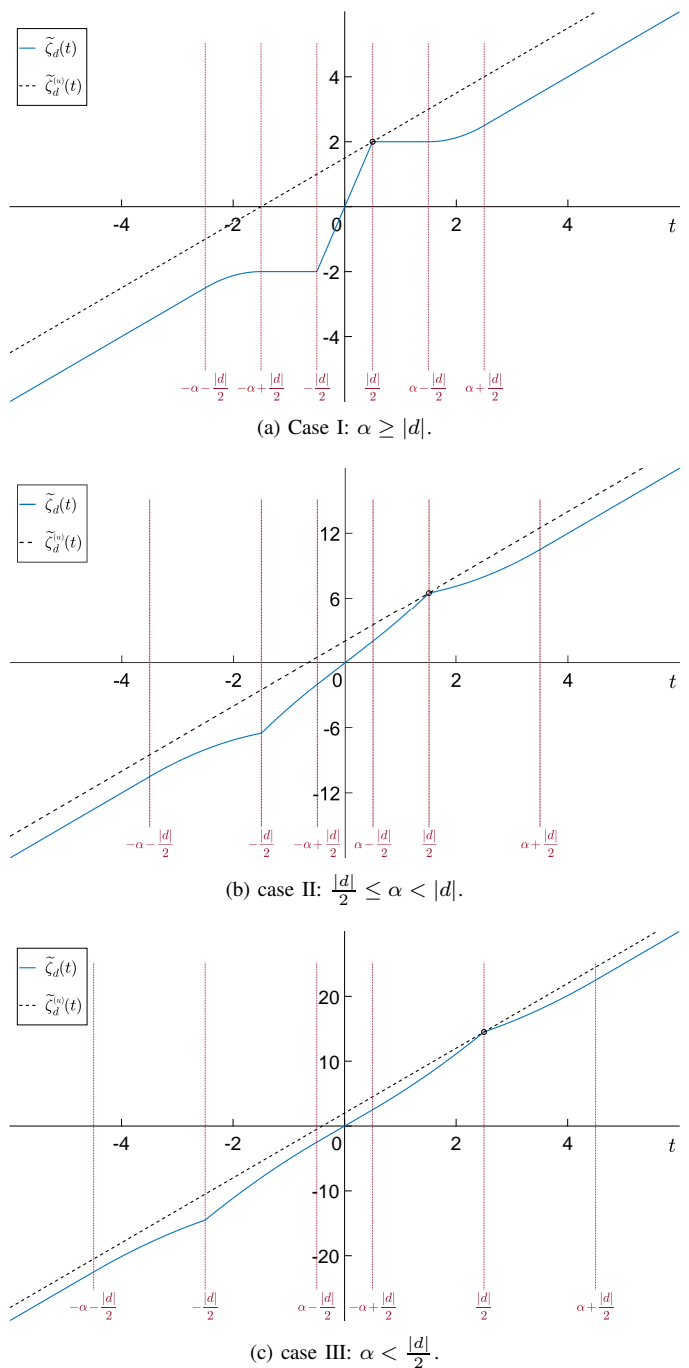


Fig. 5. Centered privacy loss functions of $\mathcal{FH}(\alpha, \gamma^2)$ with $\alpha = 2$ and $\gamma = 1$ and their upper bounds for (a) $d = 1$, (b) $d = 3$ and (c) $d = 5$.

slope of $\frac{d}{\gamma^2}$ as that of tail segments of $\tilde{\zeta}_d(t)$. The ridge points for all three cases can be collectively expressed as $\left(\frac{d}{2}, \frac{\alpha^2 + d^2 - ([\alpha - |d|]_+)^2}{2\gamma^2}\right)$ and hence, $\frac{td}{\gamma^2} + \frac{\alpha^2 - ([\alpha - |d|]_+)^2}{2\gamma^2}$ is the aforementioned straight line through the ridge. This function is shown as the dashed line in Fig. 5 for each case, alongside $\tilde{\zeta}_d(t)$, where the ridge points are marked as \circ . Since the above function is monotonic in $|d|$, we arrive at the bound $\tilde{\zeta}_d(t) \leq \frac{td}{\gamma^2} + \frac{\alpha^2 - ([\alpha - \Delta]_+)^2}{2\gamma^2} \triangleq \tilde{\zeta}_d^{(u)}(t)$.

Consequently, for the K -dimensional privacy loss function, the upper bound can be obtained as $\zeta_d(t) =$

$$\tilde{\zeta}_d(t) = \begin{cases} 2 \operatorname{sgn}(d) \frac{\alpha t}{\gamma^2}, & |t| < \left(\alpha - \frac{|d|}{2}\right) \wedge \frac{|d|}{2} \\ \frac{\operatorname{sgn}(t)}{\gamma^2} \alpha d, & |t| \in \left[\frac{|d|}{2}, \alpha - \frac{|d|}{2}\right) \\ \frac{\operatorname{sgn}(t)}{\gamma^2} \left[\frac{\operatorname{sgn}(d)}{2} \left(|t| + \alpha + \frac{|d|}{2} \right)^2 - \alpha d \right], & |t| \in \left[\left| \alpha - \frac{|d|}{2} \right|, \frac{|d|}{2} \right) \\ \frac{\operatorname{sgn}(t)}{\gamma^2} \left[\frac{\operatorname{sgn}(d)}{2} \left(|t| - \alpha + \frac{|d|}{2} \right)^2 + \alpha d \right], & |t| \in \left[\left(\alpha - \frac{|d|}{2} \right) \vee \frac{|d|}{2}, \alpha + \frac{|d|}{2} \right) \\ \frac{td}{\gamma^2}, & |t| \in \mathbb{R}_+ \setminus \left[\frac{|d|}{2} - \alpha, \frac{|d|}{2} + \alpha \right) \end{cases}. \quad (26)$$

$\sum_{i=1}^K \tilde{\zeta}_{d_i}(t_i + \frac{d_i}{2}) \leq \zeta_{\mathbf{d}}^{(u)}(\mathbf{t})$, where $\zeta_{\mathbf{d}}^{(u)}(\mathbf{t}) = \frac{\mathbf{t}^\top \mathbf{d}}{\gamma^2} + \frac{\|\mathbf{d}\|_2^2}{2\gamma^2} + \frac{K(\alpha^2 - ([\alpha - \Delta]_+)^2)}{2\gamma^2}$. The affine nature of this bound plays a significant role in simplifying the analysis; it facilitates the usage sub-Gaussianity and stochastic ordering in higher dimensions and enables us to obtain simpler sufficient condition.

APPENDIX D AUXILIARY RESULTS AND ANALYSES

This appendix provides some results in addition to those given in Section V.

D-I. Privacy profiles in one dimension

We present the privacy profiles of flipped Huber, OSGT and Gaussian mechanisms in Fig. 6, where we plot the smallest δ that the mechanism could afford at the same variance for various ϵ . The simulation setup is the same as that of Section V-A. We set the noise variance as 16. Thus, the scale parameter for the Gaussian mechanism is 4, and we set the scale parameters of OSGT and flipped Huber as 7; the other parameter (α and λ for flipped Huber and OSGT, respectively) is set to retain the variance as 16.

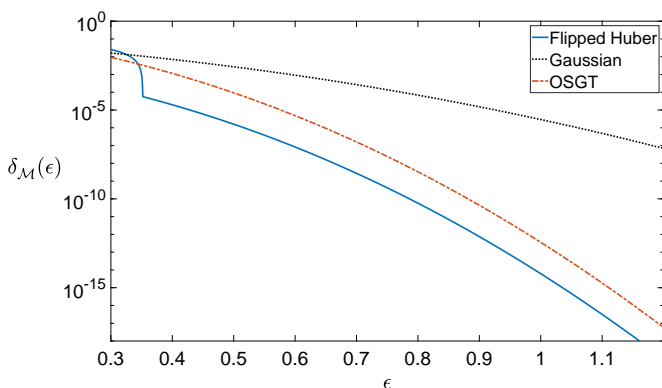


Fig. 6. Privacy profiles of various noise mechanisms in one dimension for the noise variance of 16 and $\Delta = 1$.

It is evident that the flipped Huber mechanism under consideration could afford smaller δ for a given ϵ than OSGT and Gaussian, or equivalently, afford smaller ϵ for a given δ . However, we remark that this performance is for the given set of parameters, and in practice, the parameters are chosen to meet the given specification of (ϵ, δ) .

D-II. Flipped Huber vs OSGT

Note that the centred loss privacy functions of Gaussian and Laplace mechanisms are respectively $\frac{td}{\sigma^2}$ and $\frac{2}{\beta} \operatorname{sgn}(t) \operatorname{sgn}(d) \left(|t| \wedge \frac{|d|}{2} \right)$, whereas for the OSGT mechanism, the centred loss privacy functions is given as $\frac{td}{\xi^2} + \frac{2\lambda}{\xi^2} \operatorname{sgn}(t) \operatorname{sgn}(d) \left(|t| \wedge \frac{|d|}{2} \right)$. Thus, for OSGT, the centered privacy loss function, and consequently, the privacy loss of the OSGT mechanism is the sum of those of $\mathcal{N}(0, \xi^2)$ and $\mathcal{L}(0, \frac{\xi^2}{\lambda})$. But, for flipped Huber, as noted in Appendix A-III, the centered privacy loss function coincides with that of Gaussian with the same scale parameter in the tails. Thus, the left tail of the privacy loss function of OSGT is with when the scale parameters of both are the same. This phenomenon is illustrated in Fig. 7.

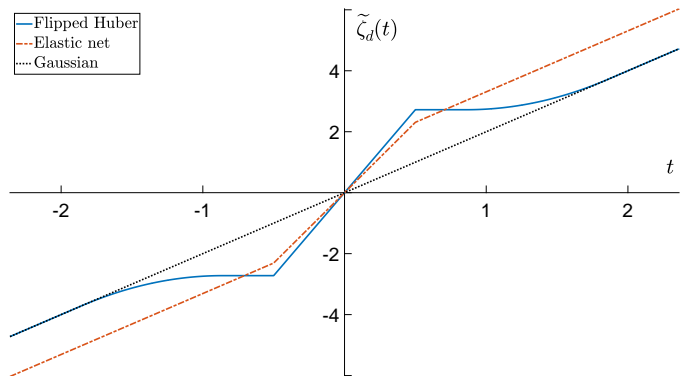


Fig. 7. Centred privacy loss functions for various noise mechanisms for the same scale parameter of $\frac{1}{\sqrt{2}}$ and $d = 1$.

Consequently, the level set $\{t : \zeta_d(t) \geq \epsilon\}$ are ‘larger’ for OSGT relative to the flipped Huber. Thus, intuitively, the term $\mathbb{P}\{\zeta_d(T) > \epsilon\} - e^\epsilon \mathbb{P}\{\zeta_{-d}(T) < -\epsilon\}$ is larger when $T \sim \mathcal{O}(\lambda, \xi^2)$ than when $T \sim \mathcal{FH}(\alpha, \xi^2)$, unless when ϵ is very small and the second term dominates⁶. This explains why Flipped Huber performs better than OSGT in one dimension.

APPENDIX E

NECESSARY AND SUFFICIENT CONDITIONS FOR (ϵ, δ) -DP

This section provides some known conditions that are necessary and sufficient for (ϵ, δ) -DP; the conditions relevant

⁶This could be observed in Fig. 6, where OSGT offers smaller δ for very small ϵ compared to flipped Huber with the same scale parameter.

to this work, along with their derivations, have been provided in the notational convention followed in this article.

A generic condition based on the tail probabilities of the privacy loss is given in the following lemma. The result appeared as Theorem 5 in [13], and here we re-derive it for additive noise mechanism in terms of the noise density function and our redefined privacy loss.

Lemma 9. *The additive noise mechanism $\mathcal{M} : \mathcal{X} \rightarrow \mathbb{R}^K$ that adds noise from a distribution with density function $g_{\mathbf{T}}(\cdot)$ is (ϵ, δ) -DP if and only if*

$$\int_{\mathcal{E}_*} (g_{\mathbf{T}}(\mathbf{t}) - e^\epsilon g_{\mathbf{T}}(\mathbf{t} + \mathbf{d})) dt \leq \delta \quad \forall \mathcal{D} \succ_x \check{\mathcal{D}}, \quad (27)$$

where $\mathcal{E}_* = \{\mathbf{t} \in \mathbb{R}^K \mid \zeta_{\mathbf{d}}(\mathbf{t}) \geq \epsilon\} = \{\mathbf{t} \in \mathbb{R}^K \mid g_{\mathbf{T}}(\mathbf{t}) \geq e^\epsilon g_{\mathbf{T}}(\mathbf{t} + \mathbf{d})\}$ and $\mathbf{d} = f(\mathcal{D}) - f(\check{\mathcal{D}})$. This can be equivalently written as

$$\mathbb{P}\{\zeta_{\mathbf{d}}(\mathbf{T}) \geq \epsilon\} - e^\epsilon \mathbb{P}\{\zeta_{-\mathbf{d}}(\mathbf{T}) \leq -\epsilon\} \leq \delta. \quad (28)$$

Proof. Let \mathcal{E} be any measurable subset of \mathbb{R}^K . We have $\mathbb{P}\{\mathcal{M}(\mathcal{D}) \in \mathcal{E}\} = \int_{\mathcal{E}} g_{\mathbf{T}}(\mathbf{t}) dt$ and $\mathbb{P}\{\mathcal{M}(\check{\mathcal{D}}) \in \mathcal{E}\} = \int_{\mathcal{E}} g_{\mathbf{T}}(\mathbf{t} + \mathbf{d}) dt$. Thus, $\mathbb{P}\{\mathcal{M}(\mathcal{D}) \in \mathcal{E}\} \leq e^\epsilon \mathbb{P}\{\mathcal{M}(\check{\mathcal{D}}) \in \mathcal{E}\} + \delta$ if and only if $\int_{\mathcal{E}} (g_{\mathbf{T}}(\mathbf{t}) - e^\epsilon g_{\mathbf{T}}(\mathbf{t} + \mathbf{d})) dt \leq \delta$.

Let $q(\mathbf{t}) = g_{\mathbf{T}}(\mathbf{t}) - e^\epsilon g_{\mathbf{T}}(\mathbf{t} + \mathbf{d})$. Hence, $\int_{\mathcal{E}} q(\mathbf{t}) dt = \int_{\mathcal{E} \cap \mathcal{E}_*} q(\mathbf{t}) dt + \int_{\mathcal{E} \cap \mathcal{E}_*^c} q(\mathbf{t}) dt \leq \int_{\mathcal{E} \cap \mathcal{E}_*} q(\mathbf{t}) dt \leq \int_{\mathcal{E}_*} q(\mathbf{t}) dt$, where the first inequality is because $q(\mathbf{t})$ is negative over $\mathcal{E} \cap \mathcal{E}_*^c$ and the second inequality follows from $\mathcal{E} \cap \mathcal{E}_*^c \subseteq \mathcal{E}_*^c$. The above inequalities are tight for $\mathcal{E} = \mathcal{E}_*$. Since the definition of DP is for any measurable \mathcal{E} (including \mathcal{E}_*), $\int_{\mathcal{E}_*} q(\mathbf{t}) dt \leq \delta$ is a necessary and sufficient condition for (ϵ, δ) -DP. Thus, (27) has been derived.

Now, $\int_{\mathcal{E}_*} g_{\mathbf{T}}(\mathbf{t}) dt = \int_{\mathbb{R}^K} \mathbb{I}[\zeta_{\mathbf{d}}(\mathbf{T}) \geq \epsilon] g_{\mathbf{T}}(\mathbf{t}) dt = \mathbb{P}\{\zeta_{\mathbf{d}}(\mathbf{T}) \geq \epsilon\}$, where $\mathbb{I}[\cdot]$ is the indicator function. Similarly, $\int_{\mathcal{E}_*} g_{\mathbf{T}}(\mathbf{t} + \mathbf{d}) dt = \int_{\mathbb{R}^K} \mathbb{I}[g_{\mathbf{T}}(\mathbf{t}) \geq e^\epsilon g_{\mathbf{T}}(\mathbf{t} + \mathbf{d})] g_{\mathbf{T}}(\mathbf{t} + \mathbf{d}) dt = \int_{\mathbb{R}^K} \mathbb{I}[g_{\mathbf{T}}(\mathbf{r}) \leq e^{-\epsilon} g_{\mathbf{T}}(\mathbf{r} - \mathbf{d})] g_{\mathbf{T}}(\mathbf{r}) dr = \mathbb{P}\{\zeta_{-\mathbf{d}}(\mathbf{T}) \leq -\epsilon\}$. Hence, from (27), $\mathbb{P}\{\zeta_{\mathbf{d}}(\mathbf{T}) \geq \epsilon\} - e^\epsilon \mathbb{P}\{\zeta_{-\mathbf{d}}(\mathbf{T}) \leq -\epsilon\} < \delta$ is the necessary and sufficient condition for (ϵ, δ) -DP. \square

Remark 1. *The pDP sufficient condition, $\mathbb{P}\{\zeta_{\mathbf{d}}(\mathbf{T}) \geq \epsilon\} \leq \delta$, can be obtained from (28) by trivially lower bounding the term $\mathbb{P}\{\zeta_{-\mathbf{d}}(\mathbf{T}) \leq -\epsilon\}$ by zero. However, this would typically result in noise variance much larger than what is truly needed for ensuring privacy. More tighter sufficient conditions can be obtained by using tight lower bounds for $\mathbb{P}\{\zeta_{-\mathbf{d}}(\mathbf{T}) \leq -\epsilon\}$.*

Though condition (28) is powerful, it might be difficult to characterize the event \mathcal{E}_* or the tail probabilities of $\zeta_{\mathbf{d}}(\mathbf{T})$ and $\zeta_{-\mathbf{d}}(\mathbf{T})$ in high dimensions, thereby limiting its applicability.

1) Condition for symmetric, log-concave noise densities:

Log-concave densities have been extensively studied in the past [35] and most of the noise densities proposed for differential privacy fall under this category [15]. A simple necessary and sufficient condition for (ϵ, δ) -DP, based on the survival function of the noise distribution with symmetric log-concave density, is provided below.

Lemma 10 (Lemma 1 in [15]). *A one-dimensional mechanism $\mathcal{M} : \mathcal{X} \rightarrow \mathbb{R}$ that adds noise from a distribution with*

symmetric log-concave density function is (ϵ, δ) -DP if and only if

$$\overline{G}_T\left(\tilde{\zeta}_{\Delta}^{-1}(\epsilon) - \frac{\Delta}{2}\right) - e^\epsilon \overline{G}_T\left(\tilde{\zeta}_{\Delta}^{-1}(\epsilon) + \frac{\Delta}{2}\right) \leq \delta. \quad (29)$$

Proof. For the single-dimensional case, condition (27) becomes $\int_{\mathcal{E}_*} (g_T(t) - e^\epsilon g_T(t + d)) dt \leq \delta$, where $\mathcal{E}_* = \{t \in \mathbb{R} \mid \zeta_d(t) \geq \epsilon\}$. Without loss of generality, let us assume $d > 0$ (otherwise, the datasets' labels can be interchanged). Using Proposition 2.3 (b) in [28], we conclude that $\zeta_d(t)$ is a monotonic increasing function in t . Let $\nu = \tilde{\zeta}_d^{-1}(\epsilon) = \sup\{t \mid \tilde{\zeta}_d(t) \leq \epsilon\}$. Clearly, $\tilde{\zeta}_d(\nu) = \epsilon$ and hence, $g_T(\nu - \frac{d}{2}) - e^\epsilon g_T(\nu + \frac{d}{2}) = 0$. Also, $\int_{\mathcal{E}_*} g_T(t) dt = \overline{G}_T(\nu - \frac{d}{2})$ and $\int_{\mathcal{E}_*} g_T(t + d) dt = \overline{G}_T(\nu + \frac{d}{2})$. The necessary and sufficient condition now becomes $\mathcal{B}(\epsilon; d) \leq \delta$, where $\mathcal{B}(\epsilon; d) = \overline{G}_T(\nu - \frac{d}{2}) - e^\epsilon \overline{G}_T(\nu + \frac{d}{2})$. Now, $\frac{\partial \mathcal{B}}{\partial d} = -[g_T(\nu - \frac{d}{2}) - e^\epsilon g_T(\nu + \frac{d}{2})] \frac{\partial \nu}{\partial d} + \frac{1}{2}[g_T(\nu - \frac{d}{2}) + e^\epsilon g_T(\nu + \frac{d}{2})] \geq 0$. Thus, $\mathcal{B}(\epsilon; d)$ is a monotonic increasing function in d ; replacing d by Δ , we get the necessary and sufficient condition (29). \square

This condition can be readily extended to the multi-dimensional case if, in addition, the noise density is spherically symmetric in ℓ_p -norm⁷ for some $p \geq 1$; the ℓ_p -sensitivity Δ_p has to be used in place of Δ . Please see Lemma 8 in [15].

A. Conditions for some existing mechanisms

In the following, necessary and sufficient conditions for (ϵ, δ) -DP for various additive noise mechanisms are listed; whenever trivial, the conditions for K -dimensions are also provided.

- (a) **Gaussian mechanism:** When the noise from $\mathcal{N}(0, \sigma^2)$ is added, the mechanism ensures (ϵ, δ) -DP if and only if

$$Q\left(\frac{\sigma\epsilon}{\Delta_2} - \frac{\Delta_2}{2\sigma}\right) - e^\epsilon Q\left(\frac{\sigma\epsilon}{\Delta_2} + \frac{\Delta_2}{2\sigma}\right) \leq \delta. \quad (30)$$

It can be noted that σ satisfying (30) cannot be expressed in closed-form. The smallest σ satisfying the condition for any given (ϵ, δ) can be obtained by binary search [13].

- (b) **Laplace mechanism:** This mechanism adds noise sampled from $\mathcal{L}(0, \beta)$. The privacy profile of this mechanism is given as $[1 - \exp(-\frac{1}{2}(\epsilon - \Delta_1/\beta))]_{+}$, and the necessary and sufficient condition for (ϵ, δ) -DP [12], [22] is

$$\beta \geq \frac{\Delta_1}{\epsilon - 2 \log(1 - \delta)}. \quad (31)$$

Laplace mechanism is capable of warranting pure DP, i.e., DP with δ , which is evident from the fact that privacy profile becomes 0 when $\beta \geq \frac{\Delta_1}{\epsilon}$. This has been made possible because of the exponential tails of the Laplace density.

- (c) **OSGT mechanism [17]:** OSGT mechanism adds noise sampled from the density function $g_{\mathcal{O}}(t; \lambda, \xi^2) = \frac{1}{2Q(\frac{\xi}{2})} \phi(|t|; -\lambda, \xi^2)$, where $\phi(\cdot; \theta, \sigma^2)$ is the density function of $\mathcal{N}(\theta, \sigma^2)$. This distribution can be perceived as the *modulation* of Laplace density by Gaussian density, and hence, it is also a hybrid of Laplace and Gaussian

⁷That is, $g_{\mathbf{T}}(\mathbf{t}) = g_{\mathbf{T}}(\mathbf{u})$ whenever $\|\mathbf{t}\|_p = \|\mathbf{u}\|_p$.

densities. In the single-dimension case, the OSGT mechanism guarantees (ϵ, δ) -DP if and only if $\delta_{\mathcal{O}}(\epsilon) \leq \delta$, where

$$\delta_{\mathcal{O}}(\epsilon) = \begin{cases} 1 - \frac{1}{2Q(\frac{\Delta}{\kappa})} \left[Q\left(\frac{\kappa}{2\epsilon} - \frac{\xi\epsilon}{\kappa}\right) + e^{\epsilon} Q\left(\frac{\kappa}{2\epsilon} + \frac{\xi\epsilon}{\kappa}\right) \right], & \epsilon \leq \frac{\kappa\Delta}{2\epsilon^2} \\ \frac{1}{2Q(\frac{\Delta}{\kappa})} \left[Q\left(\frac{\xi\epsilon}{\Delta} - \frac{\Delta}{2\epsilon}\right) - e^{\epsilon} Q\left(\frac{\xi\epsilon}{\Delta} + \frac{\Delta}{2\epsilon}\right) \right], & \epsilon > \frac{\kappa\Delta}{2\epsilon^2} \end{cases},$$

and $\kappa = \Delta + 2\lambda$. In high dimensions, the necessary and sufficient condition is not available in closed-form, and hence we have to perform iterative numerical integration to determine the parameters that could meet the privacy constraints.

REFERENCES

- [1] C. Dwork, A. Roth *et al.*, “The algorithmic foundations of differential privacy,” *Found. Trends Theor. Comput. Sci.*, vol. 9, no. 3-4, pp. 211–407, 2014.
- [2] C. Dwork, F. McSherry, K. Nissim, and A. Smith, “Calibrating noise to sensitivity in private data analysis,” in *Proc. Theory Cryptogr. Conf.* Springer, 2006, pp. 265–284.
- [3] Y. Kang, Y. Liu, B. Niu, X. Tong, L. Zhang, and W. Wang, “Input perturbation: A new paradigm between central and local differential privacy,” *arXiv:2002.08570*, 2020.
- [4] J. Zhang, Z. Zhang, X. Xiao, Y. Yang, and M. Winslett, “Functional mechanism: Regression analysis under differential privacy,” *Proc. VLDB Endowment*, vol. 5, no. 11, 2012.
- [5] K. Chaudhuri, C. Monteleoni, and A. D. Sarwate, “Differentially private empirical risk minimization,” *J. Mach. Learn. Res.*, vol. 12, no. 3, 2011.
- [6] Q. Geng and P. Viswanath, “Optimal noise adding mechanisms for approximate differential privacy,” *IEEE Trans. Inf. Theory*, vol. 62, no. 2, pp. 952–969, 2016.
- [7] M. Shechner, O. Sheffet, and U. Stemmer, “Private k -means clustering with stability assumptions,” in *Proc. Int. Conf. Artif. Intell. and Statist.* PMLR, 2020, pp. 2518–2528.
- [8] N. Mohammed, R. Chen, B. C. Fung, and P. S. Yu, “Differentially private data release for data mining,” in *Proc. 17th ACM SIGKDD Int. Conf. on Knowledge Discovery and Data Mining*, 2011, pp. 493–501.
- [9] S. Chien, P. Jain, W. Krichene, S. Rendle, S. Song, A. Thakurta, and L. Zhang, “Private alternating least squares: Practical private matrix completion with tighter rates,” in *Proc. Int. Conf. Mach. Learn.* PMLR, 2021, pp. 1877–1887.
- [10] C. Dwork, K. Kenthapadi, F. McSherry, I. Mironov, and M. Naor, “Our data, ourselves: Privacy via distributed noise generation,” in *Proc. Annu. Int. Conf. Theory Appl. Cryptograph. Techn.* Springer, 2006, pp. 486–503.
- [11] J. Le Ny and G. J. Pappas, “Differentially private filtering,” *IEEE Trans. Automatic Control*, vol. 59, no. 2, pp. 341–354, 2013.
- [12] S. A. Vinterbo, “A closed form scale bound for the (ϵ, δ) -differentially private Gaussian mechanism valid for all privacy regimes,” *arXiv:2012.10523*, 2020.
- [13] B. Balle and Y.-X. Wang, “Improving the Gaussian mechanism for differential privacy: Analytical calibration and optimal denoising,” in *Proc. Int. Conf. Mach. Learn.* PMLR, 2018, pp. 394–403.
- [14] F. Liu, “Generalized Gaussian mechanism for differential privacy,” *IEEE Trans. Knowledge and Data Engg.*, vol. 31, no. 4, pp. 747–756, 2018.
- [15] S. A. Vinterbo, “Differential privacy for symmetric log-concave mechanisms,” in *Proc. Int. Conf. Artif. Intell. and Statist.* PMLR, 2022, pp. 6270–6291.
- [16] S. P. Boyd and L. Vandenberghe, *Convex optimization*. Cambridge Univ. Press, 2004.
- [17] P. Sadeghi and M. Korki, “Offset-symmetric Gaussians for differential privacy,” *IEEE Trans. Inf. Forensics Security*, vol. 17, pp. 2394–2409, 2022.
- [18] D. Desfontaines. (15 Nov. 2020) The magic of Gaussian noise. [Online]. Available: <https://desfontain.es/privacy/gaussian-noise.html>
- [19] R. V. Hogg and A. T. Craig, *Introduction to Mathematical Statistics*, 8th ed. Pearson Education, Inc., 2019.
- [20] P. J. Huber and E. M. Ronchetti, *Robust statistics*. John Wiley & Sons, 2009.
- [21] L. Pardo, *Statistical inference based on divergence measures*. Chapman and Hall/CRC, 2018.
- [22] B. Balle, G. Barthe, and M. Gaboardi, “Privacy profiles and amplification by subsampling,” *J. Privacy and Confidentiality*, vol. 10, no. 1, 2020.
- [23] G. Barthe and F. Olmedo, “Beyond differential privacy: Composition theorems and relational logic for f -divergences between probabilistic programs,” in *Int. Colloquium on Automata, Languages, and Programming*. Springer, 2013, pp. 49–60.
- [24] I. Dinur and K. Nissim, “Revealing information while preserving privacy,” in *Proc. 22nd ACM SIGMOD-SIGACT-SIGART Symp. Principles of Database Syst.*, 2003, pp. 202–210.
- [25] D. M. Sommer, S. Meiser, and E. Mohammadi, “Privacy loss classes: The central limit theorem in differential privacy,” *Proc. Privacy Enhancing Technologies*, vol. 2, pp. 245–269, 2019.
- [26] C. Dwork, K. Talwar, A. Thakurta, and L. Zhang, “Analyze Gauss: optimal bounds for privacy-preserving principal component analysis,” in *Proc. 46th Annu. ACM Symp. Theory of Comput.*, 2014, pp. 11–20.
- [27] M. Goldberg, “Equivalence constants for l_p norms of matrices,” *Linear and Multilinear Algebra*, vol. 21, no. 2, pp. 173–179, 1987.
- [28] A. Saumard and J. A. Wellner, “Log-concavity and strong log-concavity: a review,” *Statist. surveys*, vol. 8, p. 45, 2014.
- [29] M. Stein, A. Mezghani, and J. A. Nossek, “A lower bound for the Fisher information measure,” *IEEE Signal Process. Lett.*, vol. 21, no. 7, pp. 796–799, 2014.
- [30] L. D. Landau and E. M. Lifshitz, *Statistical physics (Course of theoretical physics: Volume 5)*. Elsevier, 2013, vol. 5.
- [31] M. J. Wainwright, *High-dimensional statistics: A non-asymptotic viewpoint*. Cambridge Univ. Press, 2019, vol. 48.
- [32] M. Shaked and J. G. Shanthikumar, *Stochastic orders*. Springer, 2007.
- [33] D. S. Mitrinovic and P. M. Vasic, *Analytic inequalities*. Springer, 1970, vol. 1.
- [34] L. Devroye, *Non-Uniform Random Variate Generation*. Springer-Verlag, New York, 1986.
- [35] R. J. Samworth, “Recent progress in log-concave density estimation,” *Statistical Science*, vol. 33, no. 4, pp. 493–509, 2018.