

Projective symmetry group classification of Abrikosov fermion mean-field Ansätze on the square-octagon lattice

Atanu Maity,¹ Francesco Ferrari,^{2,1} Ronny Thomale,^{3,1} Saptarshi Mandal,^{4,5} and Yasir Iqbal^{1,*}

¹*Department of Physics and Quantum Centers in Diamond and Emerging Materials (QuCenDiEM) group, Indian Institute of Technology Madras, Chennai 600036, India*

²*Institute für Theoretische Physik, Goethe Universität Frankfurt, Max-von-Laue-Straße 1, D-60438 Frankfurt am Main, Germany*

³*Institut für Theoretische Physik und Astrophysik, Julius-Maximilians-Universität Würzburg, Am Hubland, D-97074 Würzburg, Germany*

⁴*Institute of Physics, Bhubaneswar 751005, Odisha, India*

⁵*Homi Bhabha National Institute, Mumbai 400 094, Maharashtra, India*

(Dated: December 20, 2022)

We perform a projective symmetry group (PSG) classification of symmetric quantum spin liquids with different gauge groups on the square-octagon lattice. Employing the Abrikosov fermion representation for spin-1/2, we obtain 32 $SU(2)$, 1808 $U(1)$ and 384 \mathbb{Z}_2 algebraic PSGs. Constraining ourselves to mean-field parton ansätze with short-range amplitudes, however, the classification reduces to a more limited number, 4 $SU(2)$, 24 $U(1)$ and 36 \mathbb{Z}_2 , distinct phases. We discuss their ground state properties and spinon dispersions within a self-consistent treatment of the Heisenberg Hamiltonian with frustrating couplings.

I. INTRODUCTION

In the context of magnetism, the umbrella term *frustration* denotes the effects arising from the competition of different interactions between magnetic moments which cannot be simultaneously minimized. The archetypal picture of magnetic frustration is exemplified by the arrangement of three antiferromagnetically coupled (Ising) spins on the vertices of a triangle, whose energy can be minimized by six different spin patterns [1–4]. This minimal example of geometric frustration carries on to extended lattice structures with antiferromagnetic Heisenberg-like interactions and triangular motifs (or loops of an odd number of spins, in general), which can possess an extensively degenerate ground state manifold of classical spin arrangements [5]. In this setting, when the temperature of the system is sufficiently low, the effects of quantum fluctuations, combined with the presence of competing ordering tendencies, can hamper the formation of magnetic order and favor the onset of unconventional phases of matter such as quantum spin-liquid states [6–8]. The quantum spin liquid paradigm encompasses those zero-temperature strongly correlated spin states which do not show spontaneous symmetry breaking and, thus, cannot be distinguished by any local order parameter [9]. In a seminal paper, Wen introduced the concept of quantum order to characterize different quantum spin liquid states based on the so-called projective symmetry group (PSG) classification [10]. This approach is based on the construction of effective low-energy theories of quantum spin liquids for Heisenberg models by recasting the original spin degrees of freedom in terms of Abrikosov pseudofermion parton oper-

ators [11]—charge neutral quasiparticles carrying spin $S = 1/2$ (*spinons*). The resulting fermionic system, in the saddle-point approximation, can be described by certain quadratic spinon Hamiltonians which fulfill either *all* or a set of symmetries of the initial spin Hamiltonian. The PSG approach enables one to classify these quadratic spinon Hamiltonians and thus map out an entire set of distinct spin liquid states which can be realized in the original spin system.

In this work, we perform a PSG analysis of the fermionic spin liquid states that can be realized on the Heisenberg model on square-octagon lattice (also called L4-L8, Fisher, CaVO lattice). The square-octagon network is obtained by decorating a square lattice with four sites in the unit cell, arranged as in Fig. 1. When restricted to Heisenberg interactions on the two symmetry inequivalent nearest-neighbor bonds, referred to as J and J' hereafter, the lattice structure is bipartite [see Fig. 1], and host to Néel [12–14] and valence bond crystal phases [15–22]. However, the inclusion of diagonal couplings J_d inside the elementary square plaquettes introduces frustration in the Hamiltonian and the resulting J - J' - J_d model has been shown to host a rich variety of quantum paramagnetic phases [23]. This motivates us to carry out a PSG classification of fermionic mean-field Ansätze with different low-energy gauge groups and respecting all symmetries of the spin Hamiltonian. The fermionic states thus obtained within a PSG analysis can be Gutzwiller projected and their properties, such as energy, static and dynamical structure factors computed within a variational Monte Carlo analysis [24–29]. The comparison of these numerically computed properties with results from other numerical methods or neutron scattering data could potentially permit a microscopic characterization of the observed spin-liquid behavior for a given spin Hamiltonian or real material [30–32]. In this respect, the square-octagon lattice can be

* yiqbal@physics.iitm.ac.in

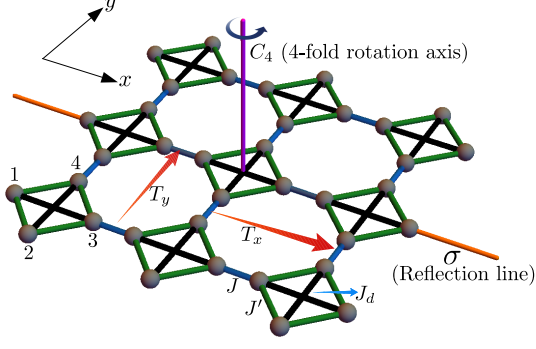


FIG. 1. The square-octagon lattice, formed by an underlying square Bravais lattice decorated with a four-site unit cell. The sublattice sites are labelled from 1 to 4 and form elementary square plaquettes inside the unit cells. The links between sites highlight the three exchange couplings: (i) J on bonds connecting sites of different unit cells (blue lines); (ii) J' on the bonds forming the edges of the elementary square plaquettes (green lines); (iii) J_d connecting sites through the diagonals of the square plaquettes (black lines). The symmetries of the lattice are also shown (translations, rotations, reflections).

viewed as a cross-section of the three-dimensional Hollandite lattice which is realized in several materials [33–45]. Furthermore, the square-octagon network is topologically equivalent to the CaVO lattice family [16, 17, 19, 46–50], describing the periodic structure of the CaV_4O_9 compound.

The article is organized as follows. In Sec. II, we discuss the spin Hamiltonian and describe the structure of the fermionic representation, and the mean-field approximation. The resulting symmetries and the projective symmetry group (PSG) framework is discussed in detail. In Sec. III, we carry out the PSG analysis for the square-octagon lattice and present the fully symmetric mean-field Ansätze classified according to their low-energy gauge groups of $SU(2)$, $U(1)$, and \mathbb{Z}_2 . For the frustrated regime of the Hamiltonian we self-consistently determine the mean field parameter and discuss the free spinon excitation spectrum for various Ansätze. Finally, we present the outlook in Sec. IV.

II. PROJECTIVE SYMMETRY GROUP FRAMEWORK

In this section, we provide a general overview of the Abrikosov mean-field construction of quadratic spinon Hamiltonians and their classification employing the PSG method. The starting point is provided by the Heisenberg Hamiltonian

$$\hat{\mathcal{H}} = \sum_{\langle i,j \rangle} J_{ij} \hat{\mathbf{S}}_i \cdot \hat{\mathbf{S}}_j, \quad (1)$$

with spin-1/2 on each site i . The first step towards constructing a mean-field theory [51] involves rewriting

the spin operators $\hat{\mathbf{S}}_i$ at every site in terms of fermionic spinon operators ($\hat{f}_{i\sigma}$) [11]

$$\hat{S}_i^\alpha = \frac{1}{2} \sum_{\sigma\sigma'} \hat{f}_{i\sigma}^\dagger \tau_{\sigma\sigma'}^\alpha \hat{f}_{i\sigma'}, \quad (2)$$

where $\sigma = \{\uparrow, \downarrow\}$, $\alpha = x, y, z$, and τ^α ($\alpha = x, y, z$) are the Pauli matrices. As can be inferred from Eq. (2), a spin operator is split into two fermionic operators, manifesting the fractional character of the spinons in this mathematical formalism. The fermionic representation is, however, associated with an artificial enlargement of the Hilbert space. Indeed, while the local Hilbert space of the spins contains two states (\uparrow or \downarrow), the fermionic formalism introduces empty and doubly occupied sites, which are unphysical and must ultimately be projected out to obtain a *bona fide* fermionic wave function for the original spin problem. However, it is this very property of Hilbert space enlargement which endows the pseudofermion representation with an additional *local* $SU(2)$ gauge symmetry [52, 53]—the backbone of the PSG method.

On substituting Eq. (2) in Eq. (1) one lands up with a quartic Hamiltonian

$$\hat{\mathcal{H}} = -\frac{1}{2} \sum_{i,j} \sum_{\sigma,\sigma'} J_{ij} (\hat{f}_{i\sigma}^\dagger \hat{f}_{j\sigma} \hat{f}_{j\sigma'}^\dagger \hat{f}_{i\sigma'} + \frac{1}{2} \hat{f}_{i\sigma}^\dagger \hat{f}_{i\sigma} \hat{f}_{j\sigma'}^\dagger \hat{f}_{j\sigma'}). \quad (3)$$

A mean-field decoupling of the quartic Hamiltonian in the hopping and pairing channels is then performed by taking the ground state expectation value of the operators $\hat{f}_{i\sigma}^\dagger \hat{f}_{j\sigma'}$ and $\hat{f}_{i\sigma} \hat{f}_{j\sigma'}$

$$\chi_{ij} \delta_{\sigma\sigma'} = 2 \langle \hat{f}_{i\sigma}^\dagger \hat{f}_{j\sigma'} \rangle, \quad \Delta_{ij} \epsilon_{\sigma\sigma'} = -2 \langle \hat{f}_{i\sigma} \hat{f}_{j\sigma'} \rangle \quad (4)$$

and replacing the operators in Eq. (3), to obtain the quadratic Hamiltonian

$$H_0 = \frac{3}{8} \sum_{i,j} J_{ij} \left[\frac{1}{2} \text{Tr}[u_{ij}^\dagger u_{ij}] - (\hat{\psi}_i^\dagger u_{ij} \hat{\psi}_j + \text{h.c.}) \right] + \sum_{i,\mu} \hat{\psi}_i^\dagger a_\mu(i) \tau^\mu \hat{\psi}_i. \quad (5)$$

Here, we have introduced the doublet $\hat{\psi}_i^\dagger = (\hat{f}_{i,\uparrow}^\dagger, \hat{f}_{i,\downarrow}^\dagger)$, and the site-dependent Lagrange multiplier terms $a_\mu(i)$ that enforce, on average, the one-fermion-per-site constraint,

$$\langle \hat{\psi}_i^\dagger \tau^\mu \hat{\psi}_i \rangle = 0, \quad \mu = 1, 2, 3 \quad \forall i. \quad (6)$$

The link fields u_{ij} ($= u_{ji}^\dagger$) are 2×2 matrices comprising of the mean-field hopping (χ_{ij}) and pairing (Δ_{ij}) amplitudes, and is thus referred to as the Ansatz of a quantum spin liquid state

$$u_{ij} = \begin{bmatrix} \chi_{ij}^\dagger & \Delta_{ij} \\ \Delta_{ij}^\dagger & -\chi_{ij} \end{bmatrix} = i\lambda_{ij}^0 \tau^0 + \lambda_{ij}^\alpha \tau^\alpha \quad (7)$$

where λ_{ij}^μ are real parameters and τ^0 is the 2×2 identity matrix. The power of the PSG approach lies in its

ability to classify mean-field Hamiltonians of the type of Eq. (5), i.e., it enumerates distinct Ansätze u_{ij} with a specified gauge structure $[\mathbb{Z}_2, U(1), SU(2)]$ and desired lattice (and time-reversal) symmetries. Here, we classify Ansätze with all three aforementioned gauge groups, and identify the connections between them.

We now explain how the mean-field Ansätze respecting the complete set of symmetries of the lattice with a \mathbb{Z}_2 gauge groups are classified. As mentioned before, the local $SU(2)$ gauge invariance of the fermionic representation is the key ingredient, as it implies the freedom to perform gauge transformations $\hat{\psi}_i \rightarrow W_i \hat{\psi}_i$ where W_i are site-dependent generic $SU(2)$ matrices. In the fermionic Hilbert space, this transformation acts as a rotation *only* within the unphysical subspace of empty and doubly occupied sites, while the one-fermion per site subspace consisting of physical states remains untouched. This gauge transformation can equivalently be formulated as an operation acting on the Ansatz instead of the spinor

$$u_{ij} \rightarrow W_i^\dagger u_{ij} W_j. \quad (8)$$

It is worth mentioning that the symmetry group of a generic mean-field Hamiltonian, i.e., the low-energy gauge group, is independent of the $SU(2)$ symmetry of the fermionic representation [Eq. (2)] which is descriptive of the high-energy gauge structure. In particular, one can construct Ansätze with $SU(2) \times SU(2)$ symmetry which is thus larger than the $SU(2)$ gauge structure of the fermionic representation [10]. The group \mathcal{G} of symmetry operations which keep an Ansatz invariant

$$u_{ij} = W_i^\dagger u_{ij} W_j, \quad W_i \in \mathcal{G} \quad (9)$$

is called the Invariant Gauge Group (IGG) of an Ansatz. Since, the global transformations $\mathcal{G} = \pm \mathbb{1}_2$ leaves any Ansatz invariant, the IGG always contains \mathbb{Z}_2 as a subgroup. Quantum spin liquids with a mean-field Ansatz with IGG \mathbb{Z}_2 are referred to as \mathbb{Z}_2 spin liquids, and similarly for $U(1)$ and $SU(2)$.

The basic idea behind the PSG is that due to the presence of additional local $SU(2)$ gauge symmetry, any physical (lattice and time-reversal) symmetry operation can now be supplemented by gauge transformation

$$u_{ij} \rightarrow W_{\mathcal{S}(i)}^\dagger u_{\mathcal{S}(i)\mathcal{S}(j)} W_{\mathcal{S}(j)}, \quad (10)$$

where \mathcal{S} is an element of the system's symmetry group acting on the lattice sites. The observation that symmetries can act projectively in the fermionic Hilbert space implies that an Ansatz u_{ij} has the freedom to apparently break lattice and/or time-reversal symmetries as long as there exists a gauge transformation satisfying the generalized invariance condition

$$G_{\mathcal{S}}^\dagger(\mathcal{S}(i)) u_{\mathcal{S}(i)\mathcal{S}(j)} G_{\mathcal{S}}(\mathcal{S}(j)) = u_{ij}. \quad (11)$$

Here, $G_{\mathcal{S}}(i)$ is the site-dependent gauge transformation which fulfills this condition. Hence, the different projective implementations $G_{\mathcal{S}}(i)$ fulfilling Eq. (11) allow

one to distinguish between different quantum spin liquid phases possessing the same physical (space-time) symmetries [10], and constitute the PSG. In other words, the PSG may be viewed as an extension of the system's symmetry group by the IGG.

$$\text{PSG} = \text{SG} \ltimes \text{IGG} \quad (12)$$

In this work, we classify all PSGs with the C_{4v} point group using Eq. (11). Subsequently, we construct Ansätze u_{ij} and discuss their spinon band structures. The PSG method has been extensively employed to classify spin liquid Ansätze on a wide variety of two- and three-dimensional lattices [54–67].

III. PSG CLASSIFICATION FOR SQUARE-OCTAGON LATTICE

The point group symmetry elements of the square-octagon lattice are those of C_{4v} . Its generators are given by four-fold rotations C_4 and reflections σ (see Fig. 1). The action of these symmetry operations on a lattice site labelled (x, y, μ) , where (x, y) is the coordinate of the unit cell, and μ denotes the sublattice index, is given by

$$\begin{aligned} C_4(x, y, \mu) &\rightarrow (-y, x, \mu + 1), \\ \sigma(x, y, 1/3) &\rightarrow (x, -y, 1/3), \\ \sigma(x, y, 2/4) &\rightarrow (x, -y, 4/2). \end{aligned} \quad (13)$$

Here and in the remainder of the paper the notation $\mu + 1$ has to be intended as the modular arithmetic operation $\text{mod}(\mu - 1, 4) + 1$, which permutes the sublattice sites $\mu = 1, 2, 3, 4$. The complete space group also includes translations

$$\begin{aligned} T_x(x, y, \mu) &\rightarrow (x + 1, y, \mu), \\ T_y(x, y, \mu) &\rightarrow (x, y + 1, \mu). \end{aligned} \quad (14)$$

In addition to these lattice symmetries, we also impose time-reversal symmetry since in this work we classify only fully symmetric Ansätze. The time-reversal operator \mathcal{T} does not affect the lattice coordinates, and commutes with all symmetries, however, it acts non-trivially on the spinon operators $\mathcal{T}(\hat{f}_{i\uparrow}, \hat{f}_{i\downarrow}) = (\hat{f}_{i\downarrow}, -\hat{f}_{i\uparrow})$. Consequently, the gauge doublet transforms as $\mathcal{T}(\hat{\psi}_i) = [i\tau^2 \hat{\psi}_i]^\dagger$. Upon performing a global gauge transformation $\hat{\psi}_i \rightarrow -i\tau^2 \hat{\psi}_i$, the action of time reversal can be conveniently recast as $\mathcal{T}(\hat{\psi}_i) = [(\hat{\psi}_i)^\dagger]^T$. In this form, the action of \mathcal{T} on the Ansatz takes the simplified form $\mathcal{T}(u_{ij}) = -u_{ij}$, and similarly for the on-site terms $\mathcal{T}(a_\mu(i)) = -a_\mu(i)$.

A *bona fide* projective representation must obey the same algebraic relations as the space group itself, thus yielding a set of constraints on the representation. For example, the generators of the point group symmetries in Eq. (13) map back to the identity when applied twice (for σ) or four times (C_4). Hence, the reflections (and time-reversal) should be represented by a cyclic group of order 2 while rotations form a cyclic group of order 4.

$g_{C_4}(\mu)$	$g_\sigma(\mu)$
$\{g_{C_4}, g_{C_4}, g_{C_4}, \eta_c g_{C_4}\}$	$\{g_\sigma, \eta_\sigma g_\sigma, \eta_c g_\sigma, \eta_\sigma g_\sigma\}$

TABLE I. All possible gauge inequivalent choices of $g_{C_4}(\mu)$ and $g_\sigma(\mu)$ in $SU(2)$ PSGs, and $\eta_c, \eta_\sigma = \pm 1$.

take $0, \pi$ values, even for $IGG \in U(1), \mathbb{Z}_2$. Furthermore, we also need to consider the commutation operations of the flux operators with the onsite terms ($a_\mu \tau^\mu$) when fixing the IGG.

A. $SU(2)$ Spin Liquids

Being the square-octagon lattice bipartite, we begin by classifying mean-field Ansätze with $SU(2)$ IGG. For such mean-field Ansatz, all link fields u_{ij} can be expressed in the canonical form $u_{ij} \propto i\tau^0$, which makes the $SU(2)$ gauge structure manifest [10]. In this canonical representation, the elements of the IGG take the form of a global $SU(2)$ gauge transformation $\mathcal{G} = e^{i\theta \hat{n} \cdot \hat{\tau}}$.

The PSG solutions [see Appendix B] are given by :

$$\begin{aligned} G_{T_x}(x, y, \mu) &= \eta_y^y g_x \\ G_{T_y}(x, y, \mu) &= g_y \\ G_{C_4}(x, y, \mu) &= (\eta_{\sigma_x} \eta_{\sigma_y})^y \eta_y^{xy} g_{C_4}(\mu) \\ G_\sigma(x, y, \mu) &= \eta_{\sigma_x}^x \eta_{\sigma_y}^y g_\sigma(\mu) \\ G_\tau(x, y, \mu) &= (-1)^{x+y} (-1)^\mu g_t \end{aligned} \quad (20)$$

where the g 's are generic $SU(2)$ matrices. The gauge inequivalent choices of $g_{C_4}(\mu)$ and $g_\sigma(\mu)$ are given in Table I.

As there are five independent η parameters in Eq. (20), we have $2^5 = 32$ $SU(2)$ PSGs. Upon restricting the mean-field Ansatz to only J and J' bonds [see Fig. 1], only seven distinct PSGs can be realized. Among them, four states have nonvanishing amplitudes on *both* J and J' bonds while the remaining three have vanishing amplitudes on either J or J' bonds. We adopt the following convention to label the $SU(2)$ Ansätze:

$$SU2(Class)\eta_{\sigma_x}\eta_{\sigma_y} \quad (21)$$

where values 0 and 1 will be used to denote positive and negative sign of η parameters, respectively. Here, *Class* refers to the choice of signs of η_y . Based on this sign we group all Ansätze in two classes, 'A' and 'B' corresponding to $\eta_y = +1$ and $\eta_y = -1$, respectively. Henceforth, we will adopt the same class notation for Ansätze with $U(1)$ and \mathbb{Z}_2 IGG.

We now discuss the properties of the aforementioned $SU(2)$ states and the corresponding spinon dispersions (see Appendix F), based on the results of a self-consistent mean-field treatment of the spin Hamiltonian, for different values of J'/J (and $J_d = 0$) [70].

1. $SU2A01 - (0, 0)$ flux state

In addition to the notation introduced previously, it is convenient to label the $SU(2)$ states by the fluxes through the squares and octagons. Since the $SU2A01$ state has zero flux through squares and octagons [see Fig. 4(a)], we label it as $(0, 0)$. The Ansatz can be written as

$$\begin{aligned} u'_{12} &= u'_{23} = u'_{34} = u'_{41} = \chi' \tau^3 \\ u_{31} &= u_{42} = \chi \tau^3, \end{aligned} \quad (22)$$

where the labelling convention of the u 's in the $(0, 0)$ unit cell is shown in Fig. 3.

In Fig. 4(g), we show the nature of the spinon excitation spectrum for the $(0, 0)$ state at $J'/J = 1.0$ along the high-symmetry path [see Fig. 4(c)], with the red dashed line denoting the Fermi level. We obtain four bands, each being doubly degenerate due to spin symmetry. The excitation spectrum is gapped. The band structure remains qualitatively similar (more squeezed) for the range $0 < J'/J \lesssim 1.6$. For larger values of J'/J , the spectrum becomes gapless (with a spinon Fermi surface) as shown in Fig. 4(h) for $J'/J = 1.7$.

2. $SU2A11 - (\pi, \pi)$ flux state

This state has a π -flux threading through both the squares and octagons [see Fig. 4(b)], and hence is dubbed (π, π) . The Ansatz can be written as

$$\begin{aligned} u'_{12} &= u'_{23} = -u'_{34} = u'_{41} = \chi' \tau^3 \\ u_{31} &= u_{42} = \chi \tau^3 \end{aligned} \quad (23)$$

The spectrum is gapped and consists of four nearly flat bands [see Fig. 4(i)]. A noticeable feature is the presence of Dirac nodal point at the midpoint of the segment $\overline{\Gamma M}$.

3. $SU2B01 - (0, \pi)$ flux state

This state is characterized by a 0 flux threading squares and π flux threading octagons, and hence we label it as $(0, \pi)$. To realize this flux pattern a doubling of the geometrical unit cell is required. Here, we adopt a gauge where the doubling occurs along the x -direction. Hence, the reduced Brillouin zone is defined by $-\pi/2 \leq k_x \leq \pi/2$, $-\pi \leq k_y \leq \pi$, and the corresponding high symmetry points are shown in Fig. 4(f). The Ansatz takes the form

$$\begin{aligned} u'_{12} &= u'_{23} = u'_{34} = u'_{41} = \chi' \tau^3 \\ u_{31} &= u_{42} = \chi \tau^3 \\ u_{(x,y,4),(x,y+1,2)} &= (-1)^x u_{42} = (-1)^x \chi \tau^3 \end{aligned} \quad (24)$$

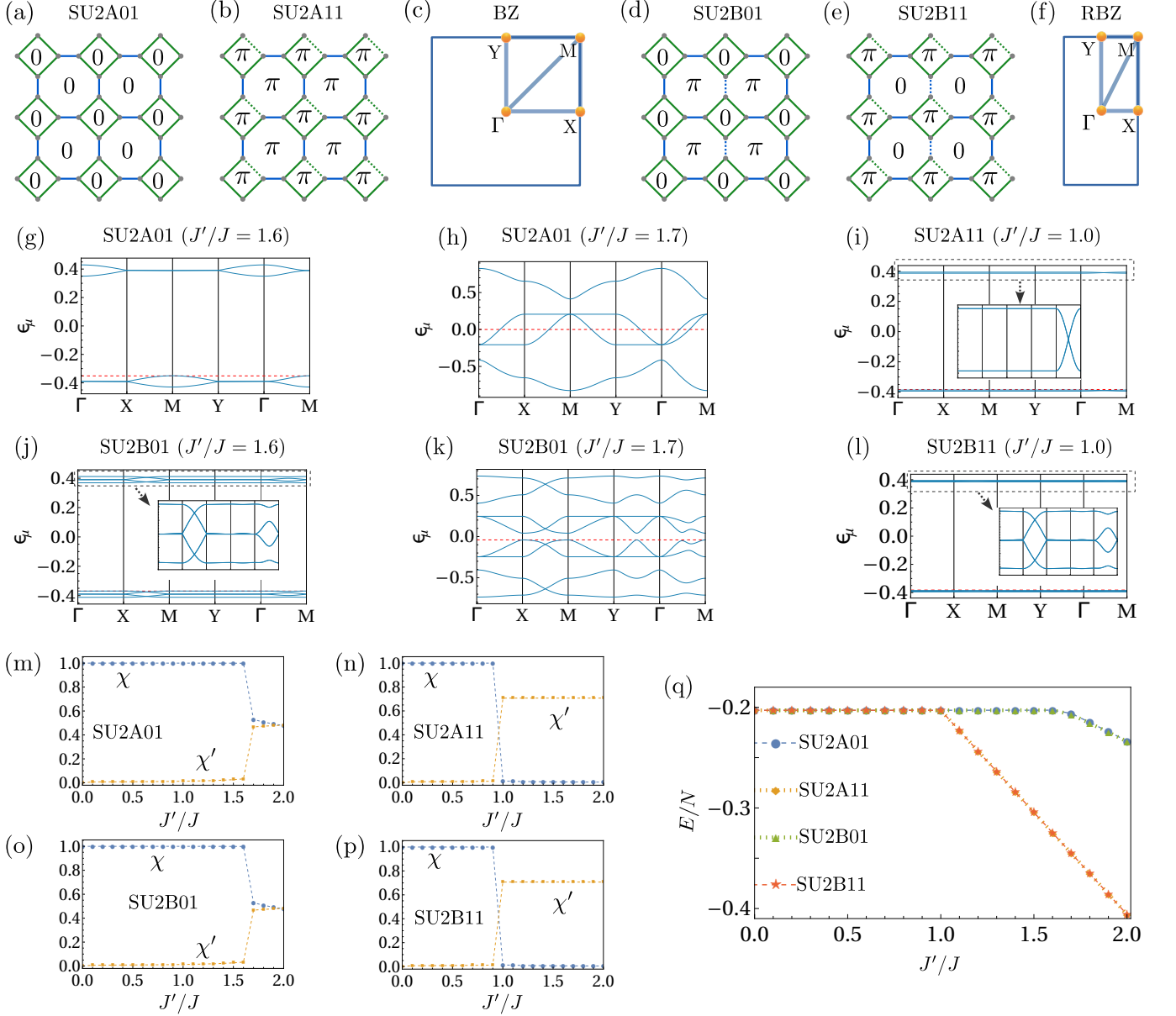


FIG. 4. Sign structures of the hopping parameters in four $SU(2)$ states (a) $SU2A01$, (b) $SU2A11$, (d) $SU2B01$ and (e) $SU2B11$. Solid and dotted lines represent positive and negative signs, respectively. Definitions of high symmetry points for (c) single unit cell Ansatz in the first Brillouin zone (BZ) and (f) doubled unit cell Ansatz in the first reduced Brillouin zone (RBZ). Dispersions: (g) $SU2A01$ at $J'/J = 1.6$, (h) $SU2A01$ at $J'/J = 1.7$, (i) $SU2A11$ at $J'/J = 1.0$, (j) $SU2B01$ at $J'/J = 1.6$, (k) $SU2B01$ at $J'/J = 1.7$, (l) $SU2B11$ at $J'/J = 1.0$. The red dashed line represents the Fermi level. The self-consistently determined mean-field parameters along the line $J_d = 0$ for the $SU(2)$ Ansätze labelled by (m) $SU2A01$, (n) $SU2A11$, (o) $SU2B01$ and (p) $SU2B11$. (q) Ground state energies per site (in units of J) for these four Ansätze.

The mean-field spectrum is gapped [see Fig. 4(j) for $J'/J = 1.6$ and Fig. 4(k) for $J'/J = 1.7$]. The noticeable characteristic is the presence of Dirac nodal points at the midpoint of the segment XM . The bands are nearly flat for the range $0 < J'/J \lesssim 1.6$.

4. $SU2B11 - (\pi, 0)$ flux state

This state has π and 0 fluxes threading through the squares and the octagons, respectively, and hence, we label it as $(\pi, 0)$. The Ansatz can be written as

$$\begin{aligned}
 u'_{12} &= u'_{23} = -u'_{34} = u'_{41} = \chi' \tau^3 \\
 u_{31} &= u_{42} = \chi \tau^3 \\
 u_{(x,y,4),(x,y+1,2)} &= (-1)^x u_{42} = (-1)^x \chi \tau^3
 \end{aligned} \tag{25}$$

This Ansatz features gapped excitations as can be seen from the Fig. 4(l) shown for $J'/J = 1.0$. Similarly to the $SU2B01$ state, this state has Dirac nodal points at the midpoint of the segment \overline{XM} . Nodal lines are also visible along the segments \overline{GX} , \overline{GY} and \overline{MY} .

5. Remaining $SU(2)$ states

In addition to the above four $SU(2)$ states, there exist three more $SU(2)$ Ansätze which feature non-vanishing mean field amplitudes only on either the J bonds or the J' bonds. One of them is composed of hoppings only on J bonds, which we label as a J -VBS state [23]. This is a trivial product states of fermionic singlets on the J bonds. In the opposite case, where only the J' bonds have non-vanishing amplitudes, two cases can be distinguished, (i) with 0-flux through the squares, and (ii) with π -flux through the squares, both representing plaquette-RVB phases, and henceforth labelled as PRVB₁ and PRVB₂. The mean-field parameters in these two cases are given by:

$$\begin{aligned} J - \text{VBS} : u'_{\mu,\mu'} &= 0, u_{31} = u_{42} = \chi\tau^3 \\ \text{PRVB}_1 : u'_{12} &= u'_{23} = u'_{34} = u'_{41} = \chi'\tau^3, \\ u_{31} &= u_{42} = 0 \\ \text{PRVB}_2 : u'_{12} &= u'_{23} = -u'_{34} = u'_{41} = \chi'\tau^3, \\ u_{31} &= u_{42} = 0 \end{aligned} \quad (26)$$

As expected, the spinon spectrum consists of trivial flat bands. However, it is worth noticing that the spectrum of the PRVB₂ state is gapped, while that of PRVB₁ is gapless (the Fermi energy cuts through degenerate flat bands). These properties directly descend from the spectrum of a half-filled square molecule (i.e., a 4-sites chain) threaded by π or 0 flux, respectively.

In Figs. 4(m)-(p), we show the self-consistently determined mean-field parameters along the line $J_d = 0$. It can be seen that for $0 < J'/J \lesssim 1.6$, the $SU2A01$ and $SU2B01$ Ansätze yield the J -VBS phase as the renormalized mean-field solution, while for $J'/J \gtrsim 1.6$ they become actual spin liquid states. On the other hand, the $SU2A11$ and $SU2B11$ Ansätze are found to yield the J -VBS state for $0 < J'/J \lesssim 1.0$ and the plaquette PRVB₂ state for $J'/J \gtrsim 1.0$. In Fig. 4(q) we compare the ground state energies of the $SU2A01$, $SU2A11$, $SU2B01$ and $SU2B11$ Ansätze. The results indicate that all of these four Ansätze converge to a J -VBS solution state within the parameter range $0 < J'/J \lesssim 1.0$, whereas beyond this range the PRVB₂ state is found to be energetically preferable.

B. $U(1)$ Spin Liquids

By allowing for real hopping along with imaginary hopping terms, the IGG can be lowered from $SU(2)$ down to $U(1)$, i.e., $\mathcal{G} = e^{i\theta\tau^3}$. In this section, we classify the $U(1)$ Ansätze where the character of the IGG implies that in a projective construction the identity is defined up to a global gauge transformation $e^{i\theta\tau^3}$. In general, the PSG transformation G_S associated with a given symmetry operation \mathcal{S} can be written in the conventional form $G_S(x, y, \mu) = e^{i\phi(x, y, \mu)\tau^3} (i\tau^1)^{n_S}$, which maintains the canonical form of the $U(1)$ Ansätze. Here, $n_S = 0, 1$ and $\phi(x, y, \mu)$ is a local $U(1)$ phase (see Appendix C for details). We find that the projective implementation of C_4 symmetry imposes a constraint on the translational “n” parameters in that the solutions exist only for $n_{T_x} = n_{T_y} = n_T$. We have thus divided the PSG solutions into two parts depending on the values of n_T .

The first case is associated with $n_T = 0$ and the corresponding PSG solutions are given by:

$$\begin{aligned} G_{T_x}(x, y, \mu) &= \eta_y^y g_3(\theta_x) \\ G_{T_y}(x, y, \mu) &= g_3(\theta_y) \\ G_\sigma(x, y, \mu) &= \eta_{\sigma_{xy}}^{x\delta_{n_\sigma, 0} + y\delta_{n_\sigma, 1}} g_3(\theta_\sigma^\mu) (i\tau^1)^{n_\sigma} \\ G_{C_4}(x, y, \mu) &= \eta_{\sigma_{xy}}^y \eta_y^{xy} g_3(\theta_c^\mu) (i\tau^1)^{n_{C_4}} \\ G_T(x, y, \mu) &= [(-1)^{x+y+\mu\delta_{n_T, 0}} \\ &\quad + \eta_t^{x+y} g_3(\theta_t^\mu) \delta_{n_T, 1}] (i\tau^1)^{n_T} \end{aligned} \quad (27)$$

where $g_3(\theta) = e^{i\theta\tau^3}$ is a generic $U(1)$ matrix. θ_c^μ , θ_σ^μ and θ_t^μ are $U(1)$ phases that do not depend on the unit cell coordinates (x, y) , but instead only on the sublattice index μ , while θ_x and θ_y are instead global phases. Here, we adopt a similar class labelling scheme as used for the $SU(2)$ states, whereby, $\eta_y = +1$ and $\eta_y = -1$ are dubbed $U1A$ and $U1B$ classes, respectively. The gauge inequivalent choices of $g_{C_4, \sigma}$ for different values of $\eta_{C_4, \sigma, T}$ are given by the first seven rows in Table II. By counting the number of independent ‘ η ’ parameters, we conclude that there are a total of 152 $U(1)$ PSGs corresponding to classes $U1A$ and $U1B$.

The second case is associated with $n_T = 1$, and the corresponding PSGs are grouped in the $U1C$ class. The translation gauges in this class are given by $G_{T_x}(x, y, \mu) = g_3(\theta_x) i\tau^1$ and $G_{T_y}(x, y, \mu) = g_3(\theta_y) i\tau^1$, where θ_x and θ_y are two global $U(1)$ phases. The corresponding algebraic solutions are listed in Eqs. (28), (29), (30), (31) and (32) and subsequently discussed, making reference to Table II for the explicit form of the gauge transformations.

SL No	n_T	n_σ	n_{C_4}	n_τ	$g_3(\theta_c^\mu)$	$g_3(\theta_\sigma^\mu)$
1	0	0	0	0	$\{\tau^0, \tau^0, \tau^0, \eta_c g_3(-2q)\}$	$\{\tau^0, g_3(q), \eta_c \tau^0, g_3(-q)\}$
2	0	0	0	1	$\{\tau^0, \tau^0, \tau^0, \eta_c \tau^0\}$	$\{\tau^0, \eta_\sigma \tau^0, \eta_c \tau^0, \eta_\sigma \tau^0\}$
3	0	0	1	0/1	$\{\tau^0, \tau^0, \tau^0, \eta_c \tau^0\}$	$\{\tau^0, \eta_\sigma \tau^0, \eta_c \tau^0, \eta_\sigma \tau^0\}$
4	0	1	0	0	$\{\tau^0, \tau^0, \tau^0, g_3(\theta_c)\}$	$\{\tau^0, \eta_\sigma \tau^0, g_3(-\theta_c), \eta_\sigma \tau^0\}$
5	0	1	0	1	$\{\tau^0, \tau^0, \tau^0, \eta_c \tau^0\}$	$\{\tau^0, \eta_\sigma \tau^0, \eta_c \tau^0, \eta_\sigma \tau^0\}$
6	0	1	1	0	$\{\tau^0, \tau^0, \tau^0, \eta_c \tau^0\}$	$\{\tau^0, g_3(q), \eta_c \tau^0, g_3(q)\}$
7	0	1	1	1	$\{\tau^0, \tau^0, \tau^0, \tau^0\}$	$\{\tau^0, \eta_\sigma \tau^0, \tau^0, \eta_\sigma \tau^0\}$
8	1	0	0	0	$\{\tau^0, g_3(\theta_2), g_3(\theta_3), g_3(\theta_3)\}$	$\{\tau^0, g_3(q), \eta_1 \tau^0, g_3(-q)\}$
9	1	0	0	1	$\{\tau^0, \eta_1 \tau^0, \eta_c \tau^0, \eta_c \tau^0\}$	$\{\tau^0, \eta_\sigma \tau^0, \eta_1 \tau^0, \eta_\sigma \tau^0\}$
10	1	0	1	0	$\{\tau^0, g_3(\theta_2), g_3(\theta_3), \eta_1 g_3(\theta_3 - \theta_2)\}$	$\{\tau^0, g_3(q), \eta_1 \tau^0, g_3(-q)\}$
11	1	0	1	1	$\{\tau^0, \eta_2 \tau^0, \eta_3 \tau^0, \eta_1 \eta_2 \eta_3 \tau^0\}$	$\{\tau^0, \eta_\sigma \tau^0, \eta_1 \tau^0, \eta_\sigma \tau^0\}$
12	1	1	0	0	$\{\tau^0, \eta_c \tau^0, g_3(\theta_3), \eta_c g_3(\theta_3 - \theta_\sigma)\}$	$\{\tau^0, \eta_\sigma \tau^0, g_3(\theta_\sigma), \eta_\sigma \tau^0\}$
13	1	1	0	1	$\{\tau^0, \eta_2 \tau^0, \eta_3 \tau^0, \eta_1 \eta_2 \eta_3 \tau^0\}$	$\{\tau^0, \eta_\sigma \tau^0, \eta_1 \tau^0, \eta_\sigma \tau^0\}$
14	1	1	1	0	$\{\tau^0, g_3(\theta_2), g_3(\theta_3), g_3(\theta_2 - \theta_3 + \theta_\sigma)\}$	$\{\tau^0, \eta_\sigma \tau^0, g_3(\theta_\sigma), \eta_\sigma \tau^0\}$
15	1	1	1	1	$\{\tau^0, \eta_2 \tau^0, \eta_3 \tau^0, \eta_2 \eta_3 \eta_c \tau^0\}$	$\{\tau^0, \eta_\sigma \tau^0, \eta_c \tau^0, \eta_\sigma \tau^0\}$

TABLE II. The gauge inequivalent choices of $g_3(\theta_c^\mu)$ and $g_3(\theta_\sigma^\mu)$ matrices in the $U(1)$ PSGs. The η parameters can take values ± 1 . $n_T = 0$ corresponds to the cases with $G_{T_x}(x, y, \mu) = \eta_y^x \tau^0$ and $G_{T_y}(x, y, \mu) = \tau^0$, i.e., classes $U1A$ and $U1B$. $n_T = 1$ corresponds to the cases with $G_{T_x}(x, y, \mu) = G_{T_y}(x, y, \mu) = i\tau^1$, i.e., class $U1C$. The parameters $\theta_2, \theta_3, \theta_\sigma, q$ are arbitrary $U(1)$ phases whose value is not fixed by the PSG constraints.

$$\begin{aligned}
G_\sigma(x, y, \mu) &= \eta_{\sigma_x}^x \eta_{\sigma_y}^y g_3(\theta_\sigma^\mu) \\
G_{C_4}(x, y, \mu) &= ((-1)^m \eta_{\sigma_x} \eta_{\sigma_y})^y g_3((-1)^{x+y} \frac{m\pi}{4} + \theta_c^\mu) \\
G_\tau(x, y, \mu) &= [(-1)^{x+y+\mu} \delta_{n_\tau, 0} \\
&\quad + \eta_t^{x+y} (-1)^{my} g_3(\theta_t^\mu) \delta_{n_\tau, 1}] (i\tau^1)^{n_\tau}
\end{aligned} \tag{28}$$

In Eq. (28), m is an integer variable whose gauge inequivalent values are 0, 1, 2, 3. For $n_\tau = 0$, the sublattice-dependent $g_3(\theta_c^\mu)$ and $g_3(\theta_\sigma^\mu)$ matrices are given in the eighth row of Table II with the independent parameters as $\eta_1, \eta_{\sigma_x}, \eta_{\sigma_y}, m$. Hence, the number of PSG classes for $n_\tau = n_{C_4} = n_\sigma = 0$, $n_T = 1$ are $2^3 \times 4 = 32$. Similarly, for $n_\tau = 1$, $n_{C_4} = n_\sigma = 0$, $n_T = 1$, the unit cell representations are given by the ninth row in Table II with 256 PSG classes corresponding to $\eta_1, \eta_c, \eta_\sigma, \eta_{\sigma_x}, \eta_{\sigma_y}, \eta_t = \pm 1$ and $m = 0, 1, 2, 3$.

$$\begin{aligned}
G_\sigma(x, y, \mu) &= \eta_{\sigma_x}^x \eta_{\sigma_y}^y g_3(\theta_\sigma^\mu) \\
G_{C_4}(x, y, \mu) &= (\eta_{\sigma_x} \eta_{\sigma_y})^y g_3((-1)^{x+y} \phi_c + \theta_c^\mu) i\tau^1 \\
G_\tau(x, y, \mu) &= (-1)^{x+y} (-1)^\mu g_3(\theta_t)
\end{aligned} \tag{29}$$

In Eq. (29), the g_3 -matrices are given by the tenth row of Table II, and the parameter ϕ_c is an arbitrary $U(1)$ phase. The total number of PSGs are 8.

$$\begin{aligned}
G_\sigma(x, y, \mu) &= \eta_{\sigma_x}^x \eta_{\sigma_y}^y g_3(\theta_\sigma^\mu) \\
G_{C_4}(x, y, \mu) &= (\eta_{\sigma_x} \eta_{\sigma_y})^y g_3((-1)^{x+y} \frac{m\pi}{4} + \theta_c^\mu) i\tau^1, \quad m = \mathbb{Z} \\
G_\tau(x, y, \mu) &= \eta_t^{x+y} (-1)^{my} g_3(\theta_t^\mu) i\tau^1
\end{aligned} \tag{30}$$

In Eq. (30), the g_3 -matrices are given by the eleventh row of Table II and the number of PSGs are 512.

$$\begin{aligned}
G_\sigma(x, y, \mu) &= \eta_{\sigma_x}^x \eta_{\sigma_y}^y g_3(\theta_\sigma^\mu) i\tau^1 \\
G_{C_4}(x, y, \mu) &= \eta_{\sigma_x}^y g_3((-1)^{x+y} \frac{m\pi}{4} + \theta_c^\mu), \quad m = \mathbb{Z} \\
G_\tau(x, y, \mu) &= [(-1)^{x+y+\mu} \delta_{n_\tau, 0} \\
&\quad + \eta_t^{x+y} (-1)^{my} g_3(\theta_t^\mu) \delta_{n_\tau, 1}] (i\tau^1)^{n_\tau}
\end{aligned} \tag{31}$$

In Eq. (31), the g_3 -matrices are given by the twelfth and thirteenth rows of Table II for $n_\tau = 0$ and $n_\tau = 1$, respectively. The numbers of PSGs for these two cases are 64 and 512, respectively.

$$\begin{aligned}
G_\sigma(x, y, \mu) &= \eta_{\sigma_x}^x \eta_{\sigma_y}^y g_3(\theta_\sigma^\mu) i\tau^1 \\
G_{C_4}(x, y, \mu) &= ((-1)^m \eta_{\sigma_x} \eta_{\sigma_y})^y g_3(\theta_c^\mu) i\tau^1, \quad m = \mathbb{Z} \\
G_\tau(x, y, \mu) &= [(-1)^{x+y+\mu} \delta_{n_\tau, 0} \\
&\quad + \eta_t^{x+y} g_3(\theta_t^\mu) \delta_{n_\tau, 1}] (i\tau^1)^{n_\tau}
\end{aligned} \tag{32}$$

The g_3 -matrices for the above solutions [Eq. (32)] can be found in the fourteenth and fifteenth rows of the Table II for $n_\tau = 0$ and 1, respectively. The numbers of PSGs for these two cases are 16 and 256, respectively.

We thus land up with 1656 PSGs in the $U1C$ class which together with 152 PSGs in $U1A, B$ classes gives rise to a total of 1808 $U(1)$ PSGs. However, upon restricting our mean-field Ansätze up to third nearest neighbour amplitudes (diagonal bonds inside squares), one realizes a small number, i.e., 24 $U(1)$ Ansätze discussed below.

We now proceed towards systematically enumerating the $U(1)$ mean field Ansätze corresponding to the aforementioned PSGs. We divide these states into five groups depending upon how they are connected to the $SU(2)$ states $SU2A01$, $SU2A11$, $SU2B01$ and $SU2B11$ of Sec. III A by means of symmetric perturbations [10].

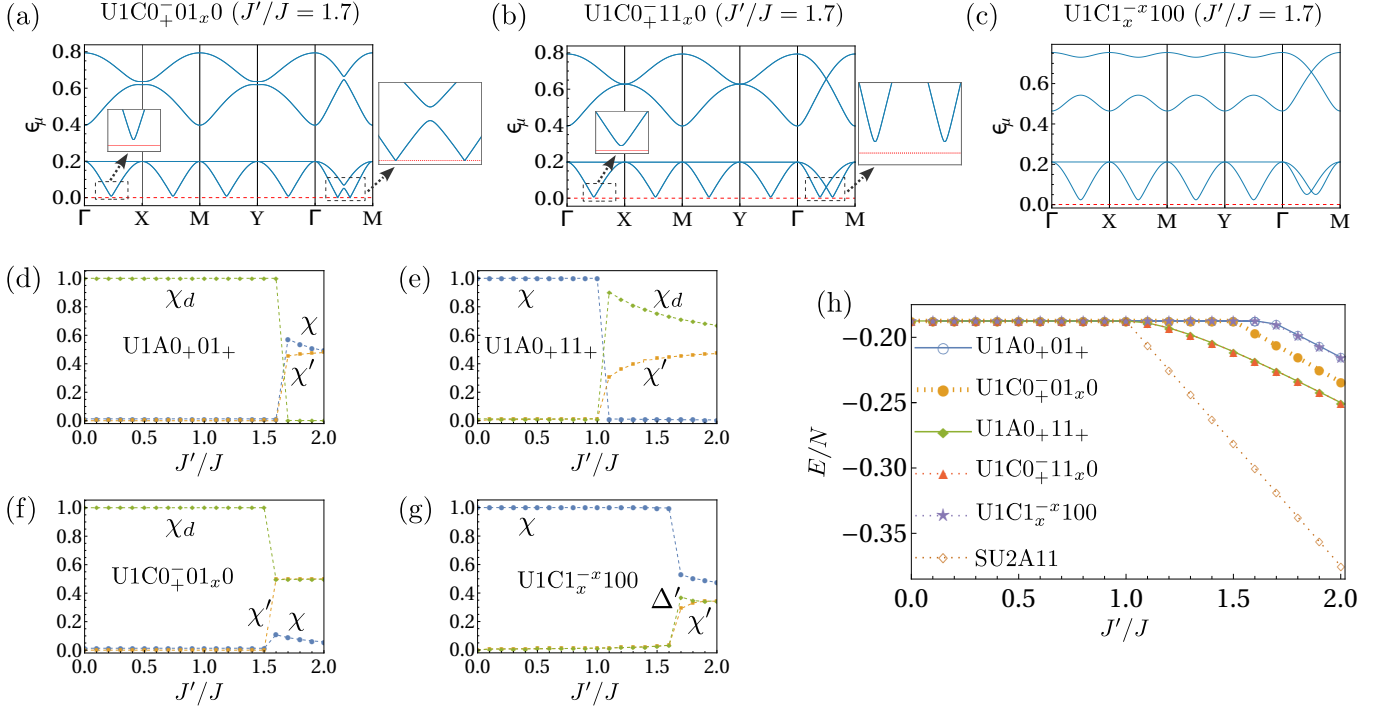


FIG. 5. Dispersion of $U(1)$ spin liquids around $SU2A01$. (a) $U1C0_{+01x0}$, (b) $U1C0_{+11x0}$ and (c) $U1C0_{x-x100}$ at $J' = 1.7$ with $J_d/J_1 = 0.25$. Self-consistently determined mean field parameters for (d) $U1A0_{+01+}$ (e) $U1A0_{+11+}$ and $U1C0_{+11x0}$, (f) $U1C0_{+01x0}$, (g) $U1C1_{x-x100}$ at $J_d/J = 1.0$. (h) Ground state energies at $J_d/J = 1.0$.

These connections are summarized in Table IV and schematically represented by the chart in Fig. 8. We find five $U(1)$ states connected to the $SU2A01$ Ansatz, four $U(1)$ states connected to the $SU2A11$ Ansatz, five $U(1)$ states connected to $SU2B01$ Ansatz and four $U(1)$ states connected to the $SU2B11$ Ansatz. In addition, there is a group of six $U(1)$ states which are multiply connected to different parent $SU(2)$ states depending on the tuning of parameters. Among these 24 $U(1)$ Ansätze, there are 8 (4 connected to $SU2A01$ and $SU2B01$ each) which feature non-vanishing mean-field amplitude on J_d bonds. It is thus worth investigating whether the inclusion of mean-field amplitudes on the J_d -bonds can potentially lower the energy, compared to the parent $SU(2)$ states, within a self-consistent treatment.

We henceforth adopt the following convention to label the different $U(1)$ states.

For $U1A/B$ when $n\tau = 0$:

$$U1(A/B)(n_\sigma)_{\eta_{\sigma xy}} n_{C_4} 0 \quad (33)$$

For $U1A/B$ when $n\tau = 1$:

$$U1(A/B)(n_\sigma)_{\eta_{\sigma xy}} n_{C_4} 1_{\eta_t} \quad (34)$$

For $U1C$ when $n\tau = 0$:

$$U1C(n_\sigma)_{\eta_{\sigma x}}^{\eta_{\sigma y}} n_{C_4} 0 m \quad (35)$$

and for $U1C$ when $n\tau = 1$:

$$U1C(n_\sigma)_{\eta_{\sigma x}}^{\eta_{\sigma y}} n_{C_4} 1_{\eta_t} m \quad (36)$$

We denote ‘+1’ and ‘-1’ values of η parameters by ‘+’ and ‘-’, respectively. In the scenario when the η parameter can take both signs, we use the index ‘x’.

1. $U(1)$ mean field states around $SU2A01$

We discuss the descendent $U(1)$ Ansätze of the $SU2A01$ state. Here, in addition to the fluxes threading the square and octagonal plaquettes (ϕ_1, ϕ_2), we can further characterize these states by the fluxes threading the triangular plaquettes (ϕ_3, ϕ_4, ϕ_5) [see Fig. 2] when $J_d \neq 0$. We will henceforth label these Ansätze by the flux pattern $(\phi_1, \phi_2) - (\phi_3, \phi_4, \phi_5)$. For a self-consistent treatment of these Ansätze we consider two different values of J_d , namely, $J_d/J = 0.25$ and $J_d/J = 1$. For $J_d/J = 0.25$, we obtain that qualitative properties of all $U(1)$ Ansätze are similar to those of the parent $SU2A01$ state.

$$\begin{aligned} U1A0_{+01+} : u'_{12} = u'_{23} = u'_{34} = u'_{41} = \chi' \tau^3, a_3 \neq 0 \\ u_{31} = u_{42} = \chi \tau^3, u_{13}^d = u_{24}^d = \chi^d \tau^3 \end{aligned} \quad (37)$$

Due to the presence of non-vanishing J_d bonds, we find that $P_{\phi_{3,4,5}} \propto \tau^3$ which breaks the $SU(2)$ gauge structure down to $U(1)$. For this Ansatz, there is zero flux threading the square, octagonal and all triangular plaquettes, and we thus label it as $(0, 0) - (0, 0, 0)$ state.

The J'/J -dependency of the self-consistently determined mean-field parameters is shown in Fig. 5(d) for $J_d/J = 1$ suggesting that the $J - VBS$ state is replaced by a $J_d - VBS$ variant [23] within the range $0.1 < J'/J \lesssim 1.6$ leading to a gapped spectrum. Beyond this parameter regime, the properties are similar to the parent $SU(2)$ state. At $J' = 0$ and $J_d/J = 1$ both J -VBS and J_d -VBS orders have the same energy.

$$\begin{aligned} U1A0_+11_+ : u'_{12} = u'_{23} = u'_{34} = u'_{41} = \chi'\tau^3 \\ u_{31} = u_{42} = \chi\tau^3, a_\mu = (-1)^\mu a_3 \\ u_{13}^d = -u_{24}^d = \chi^d\tau^3 \end{aligned} \quad (38)$$

This state has a $(0,0) - (\pi,0,0)$ flux structure. Figure 5(e) shows the mean field parameters at $J_d/J = 1$. For $0.1 < J'/J \lesssim 1.1$, this state is in the J -VBS phase while for $J'/J \gtrsim 1.1$ it enters into a plaquette RVB phase with nonvanishing mean field parameters on J and J_d bonds. Hence, we refer to this state as $J' - J_d$ -PRVB state, and it features nearly non-dispersive bands.

$$\begin{aligned} U1C0_+01_x0 : u'_{12} = u'_{23} = u'_{34} = u'_{41} = \chi'\tau^3 \\ u_{13}^d = u_{24}^d = (-1)^{x+y}\chi^d\tau^3 \\ u_{31} = u_{42} = \chi\tau^3, a_\mu = (-1)^{x+y}a_3 \end{aligned} \quad (39)$$

This Ansatz is defined within a eight-site unit cell and features fluxes (ϕ_3, ϕ_4, ϕ_5) in a staggered pattern of $(0,0,0)$ and (π, π, π) , and we thus label it as $(0,0) - (0,0,0)/(\pi, \pi, \pi)_{\text{stag}}$ state. After a gauge transformation given by Eq. (G2), the Ansatz can be cast in the following translationally invariant form

$$\begin{aligned} u'_{12} = u'_{23} = u'_{34} = u'_{41} = \chi'\tau^3, a_\mu = (-1)^\mu a_1 \\ u_{31} = u_{42} = \chi\tau^3, u_{13}^d = -u_{24}^d = \Delta^d\tau^1 \end{aligned} \quad (40)$$

At $J_d/J = 0.25$, the excitation spectrum is gapped for $0 < J'/J \lesssim 1.6$ corresponding to a J -VBS state similar to its parent $SU(2)$ state. The spectrum at $J'/J = 1.7$ is gapless at isolated \mathbf{k} -points on the line joining the segment $\overline{\Gamma M}$ [see Fig. 5(a)]. At $J_d/J = 1$, the J -VBS state is replaced by a J_d -VBS structure for $0.1 < J'/J \lesssim 1.6$ as can be seen from Fig. 5(f), while for $J'/J \gtrsim 1.6$ the state tends to exhibit a $J' - J_d$ -PRVB structure.

$$\begin{aligned} U1C0_+11_x0 : u'_{12} = u'_{23} = u'_{34} = u'_{41} = \chi'\tau^3 \\ u_{13}^d = -u_{24}^d = (-1)^{x+y}\chi^d\tau^3 \\ u_{31} = u_{42} = \chi\tau^3, a_\mu = (-1)^{x+y+\mu}a_3 \end{aligned} \quad (41)$$

For this Ansatz, the (ϕ_3, ϕ_4, ϕ_5) fluxes are staggered as $(\pi, 0, 0)$ and $(0, \pi, \pi)$. Hence, we refer to this state as $(0,0) - (\pi, 0, 0)/(0, \pi, \pi)_{\text{stag}}$ state. Similar to the $U1C0_+01_x0$ Ansatz, after a gauge transformation [Eq. (G2)], this state can be brought to the following translationally invariant form

$$\begin{aligned} u'_{12} = u'_{23} = u'_{34} = u'_{41} = \Delta'\tau^3, a_1 \neq 0 \\ u_{31} = u_{42} = \chi\tau^3, u_{13}^d = u_{24}^d = \Delta^d\tau^1. \end{aligned} \quad (42)$$

The spinon excitation spectrum in this state is gapped [see Fig. 5(b) for $J_d/J = 0.25$ and $J'/J = 1.7$]. The noticeable feature is the presence of two nodal points at the midpoint of the segment $\overline{\Gamma M}$. The properties at $J_d/J = 1$ are qualitatively similar to those of $U1A0_+11_+$ [see Fig. 5(e)].

$$\begin{aligned} U1C1_x^-100 : u'_{12} = u'_{34} = i\chi'_0\tau^0 + (-1)^{x+y}\chi'_3\tau^3 \\ u'_{23} = u'_{41} = -i\chi'_0\tau^0 + (-1)^{x+y}\chi'_3\tau^3 \\ u_{31} = u_{42} = \chi\tau^3, u^d = 0, a_\mu = 0 \end{aligned} \quad (43)$$

For this Ansatz, due to vanishing mean field parameter on J_d bonds, the state is characterized only by the fluxes (ϕ_1, ϕ_2) . While the flux ϕ_1 threading the square is zero, the ϕ_2 flux in the octagonal plaquettes appears in a staggered pattern of ϕ and $-\phi$, where $\phi = 4 \tan^{-1}(\chi'_3/\chi'_0)$. Therefore, we refer to this state as $(0, \phi)/(0, -\phi)_{\text{stag}}$. Employing the gauge transformation in Eq. (G3) the Ansatz takes the following translationally invariant form

$$\begin{aligned} u'_{12} = u'_{23} = u'_{34} = u'_{41} = \chi'\tau^3 + \Delta'\tau^1 \\ u_{31} = u_{42} = \chi\tau^3, u^d = 0, a_\mu = 0 \end{aligned} \quad (44)$$

For this state, the spectrum is gapped [shown in Fig. 5(c) for $J_d/J = 0.25$ and $J'/J = 1.7$], and there are nodal points at the midpoint of the segment $\overline{\Gamma M}$. The self-consistently determined properties are not noticeably different compared to its parent $SU(2)$ state [see Fig. 5(g)].

In Fig. 5(h), we compare the ground state energies of the aforementioned $U(1)$ states at $J_d/J = 1$. We find that the inclusion of J_d bonds (responsible for the $U(1)$ gauge structure) lowers the ground state energy of the $U1A0_+11_+$, $U1C0_+11_x0$ and $U1C0_+01_x0$ Ansätze compared to their parent $SU(2)$ states. It is interesting to note that while the above three descendant $U(1)$ Ansätze give rise to $J' - J_d$ -PRVB order for $J'/J \geq 1.1$, the $SU2A11$ and $SU2B11$ states remain energetically preferable. For $J'/J \leq 1$, the $J - VBS$ phase given by the Ansätze $U1A0_+11_+$, $U1C0_+11_x0$, $U1C1_x^-100$, and the J_d -VBS phase given by the Ansätze $U1A0_+01_+$, $U1C0_+01_x0$ have the same energy at $J_d/J = 1$. Thus, the $J_d/J = 1$ line serves as a phase boundary between these two VBS phases.

2. $U(1)$ mean field states around $SU2A11$

In the following, we enlist the four $U(1)$ states which descend from the parent $SU2A11$ state which is characterized by the fluxes $(\phi_1, \phi_2) = (\pi, \pi)$. For all these

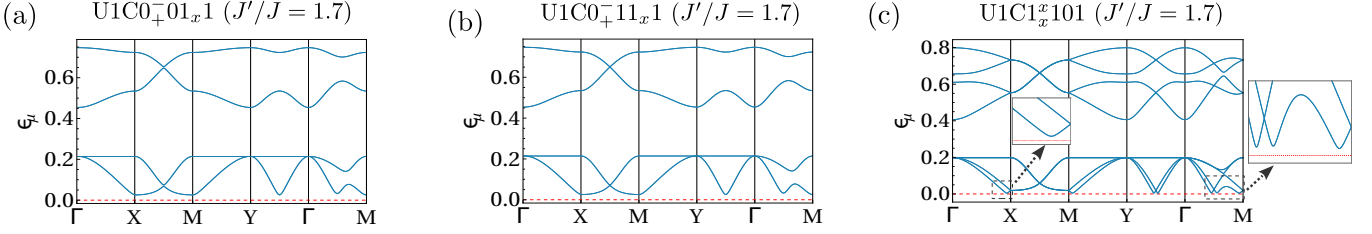


FIG. 6. Spinon spectra of the Ansätze connected to the $SU2B01$ state at (a) $U1C0+01x1$, (b) $U1C0+11x1$ and (c) $U1C1x101$ at $J'/J = 1.7$, $J_d/J = 0.25$.

Ansätze, the mean-field amplitudes vanish on J_d bonds, and the $SU(2)$ IGG is broken down to $U(1)$ only due to the presence of on-site terms [10].

$$\begin{aligned} U1A0-01_+ : u'_{12} = u'_{23} = -u'_{34} = u'_{41} = \chi'\tau^3 \\ u_{31} = u_{42} = \chi\tau^3, a_3 \neq 0 \end{aligned} \quad (45)$$

$$\begin{aligned} U1A0-11_+ : u'_{12} = u'_{23} = -u'_{34} = u'_{41} = \chi'\tau^3 \\ u_{31} = u_{42} = \chi\tau^3, a_\mu = (-1)^\mu a_3 \end{aligned} \quad (46)$$

$$\begin{aligned} U1C0-01x0 : u'_{12} = u'_{23} = -u'_{34} = u'_{41} = \chi'\tau^3 \\ u_{31} = u_{42} = \chi\tau^3, a_\mu = (-1)^{x+y}a_3 \end{aligned} \quad (47)$$

$$\begin{aligned} U1C0+11x0 : u'_{12} = u'_{23} = -u'_{34} = u'_{41} = \chi'\tau^3 \\ u_{31} = u_{42} = \chi\tau^3, a_\mu = (-1)^{x+y+\mu}a_3 \end{aligned} \quad (48)$$

These states differ from their (gapped) parent $SU(2)$ state only by the presence of a chemical potential, which does not play a role in the self-consistent mean-field results, since it does not alter the ground state energy and the nature of the excitations. As a result, these Ansätze effectively behave in the same way as their parent $SU(2)$ state, i.e., $SU2A11$. Nevertheless, it is worth mentioning that the addition of fourth nearest neighbour terms allows one to break the $SU(2)$ IGG down to $U(1)$ (without the need of the chemical potential). Further analysis of this fourth neighbour extension is beyond the scope of the present study.

3. $U(1)$ mean field states around $SU2B01$

We identify five $U(1)$ Ansätze which are connected to the $SU2B01$ state characterized by the fluxes $(\phi_1, \phi_2) = (0, \pi)$. The mean field parameters in these states are the same as those corresponding to the states listed in Sec. IIIB1 with the only difference being that the sign of the mean-field amplitudes on the vertical J bonds alternate along the x -direction,

$$u_{(x,y,4),(x,y+1,2)} = (-1)^x u_{42}. \quad (49)$$

Therefore, in these Ansätze, the ϕ_1 and (ϕ_3, ϕ_4, ϕ_5) fluxes remains the same compared to the $U(1)$ Ansätze descending from the $SU2A01$ state except for the fact that there is now an additional π flux threading through the octagons. We label these states as $U1B0+01_+$, $U1B0+11_+$, $U1C0+01x1$, $U1C0+11x1$ and $U1C1x101$ whose mean field parameters are given by Eqs. (37), (38), (39), (41) and (43) [combined with Eq. (49)], respectively. The self consistently determined mean field parameters and ground state energies at both $J_d/J = 0.25$ and $J_d/J = 1$ are the same as the $U(1)$ states descending from the $SU2A01$ counterpart [see Figs. 5(d)-(h)].

We now discuss the band structure at $J_d/J = 0.25$ for the aforementioned states. The spectrum for $U1B0+01_+$ and $U1B0+11_+$ Ansätze is similar to their parent $SU(2)$ state $SU2B01$. The spectrum of the $U1C0+01x1$ is gapped [see Fig. 6(a), shown for $J'/J = 1.7$]. The spectrum for $U1C0+11x1$ is shown in Fig. 6(b) which is also gapped and consists of two nodal points at the midpoint of the segment \overline{XM} . The spectrum for $U1C1x101$ is also observed to be gapped when $J'/J \geq 1.7$ [shown for $J'/J = 1.7$ in Fig. 6(c)]. The noticeable features are the presence of nodal lines within the segment \overline{XM} along with two nodal points at the midpoint of this segment. At $J_d/J = 1$, all the above states have a gapped spectrum, and for $J' = 0$ the J -VBS and J_d -VBS have the same energy.

4. $U(1)$ mean field states around $SU2B11$

In this section we discuss the four $U(1)$ Ansätze which are connected to the $SU2B11$ state characterized by the fluxes $(\phi_1, \phi_2) = (\pi, 0)$. The mean field parameters of these Ansätze are the same as those in states listed in Sec. IIIB2 except the alternating sign structure of the vertical J bonds given in Eq. (49). These four states are labelled as $U1B0-01_+$, $U1B0-11_+$, $U1C0-01x1$ and $U1C0+11x1$, with mean field parameters given by Eqs. (45), (46), (47) and (48) [combined with Eq. (49)], respectively. For all four aforementioned mean-field Ansätze, using the same argument given in Sec. IIIB2, we can conclude that the spinon spectra remain gapped similarly to that of the parent $SU(2)$ state, i.e., $SU2B11$ [see Fig. 4(l)], when self-consistent calculations are performed.

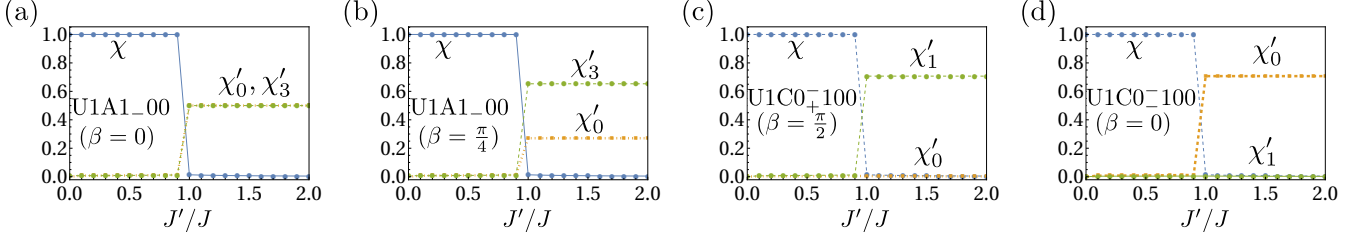


FIG. 7. Self-consistently determined mean field parameters for (a) $\beta = 0$ (b) $\beta = \pi/4$ for $U1A1_00$ and $U1B1_00$. (c) $U1C0_+100$ at $\beta = \pi/2$ (d) $U1C1_100$ at $\beta = 0$.

5. $U(1)$ mean field states connected to multiple $SU(2)$ Ansätze

Here, we present those mean field Ansätze which feature a nontrivial ($\neq 0$ or π) flux through the square or octagonal plaquettes and can thus be connected to multiple parent $SU(2)$ states, depending on the value of certain parameters. We find a total of six such mean field Ansätze.

$$\begin{aligned} U1A1_00 : u'_{12} = u'_{34} &= i\chi'_0\tau^0 + \chi'_3\tau^3 \\ u'_{23} = u'_{41} &= (i\chi'_0\tau^0 + \chi'_3\tau^3)g_3(\beta) \\ u_{31} = u_{42} &= \chi\tau^3 \end{aligned} \quad (50)$$

In the above, β is a tuning parameter, by choosing a proper value of which the above state can be linked to the parent $SU(2)$ states, $SU2A01$ and $SU2A11$. The flux structure $(\phi_1, \phi_2) = (\phi, -\phi)$ with $\phi = -4 \tan^{-1}(\chi'_3/\chi'_0) + 2\beta$. The connection with $SU2A01$ and $SU2A11$ can be readily seen if one chooses $2\beta = 4 \tan^{-1}(\chi'_3/\chi'_0)$ and $2\beta = 4 \tan^{-1}(\chi'_3/\chi'_0) + \pi$, respectively.

$$\begin{aligned} U1B1_00 : u'_{12} = u'_{34} &= i\chi'_0\tau^0 + \chi'_3\tau^3 \\ u'_{23} = u'_{41} &= (i\chi'_0\tau^0 + \chi'_3\tau^3)g_3(\beta) \\ u_{31} = u_{42} &= \chi\tau^3 \\ u_{(x,y,4),(x,y+1,2)} &= (-1)^x u_{42} \end{aligned} \quad (51)$$

Here, the mean field parameters are same as those of $U1A1_00$. The only difference is in the sign pattern of u_{42} which alternates along the x direction. The flux structure of this state is $(\phi_1, \phi_2) = (\phi, -\phi + \pi)$ with $\phi = -4 \tan^{-1}(\chi'_3/\chi'_0) + 2\beta$.

$$\begin{aligned} U1C0_+100 : \\ u_{31} = u_{42} &= \chi\tau^3, u'_{12} = u'_{34} = i\chi'_0\tau^0 + (-1)^{x+y}\chi'_3\tau^3 \\ u'_{23} = u'_{41} &= (i\chi'_0\tau^0 + (-1)^{x+y}\chi'_3\tau^3)g_3((-)^{x+y}\beta) \end{aligned} \quad (52)$$

$$\begin{aligned} U1C0_100 : \\ u_{31} = u_{42} &= \chi\tau^3, u'_{12} = -u'_{34} = i\chi'_0\tau^0 + (-)^{x+y}\chi'_3\tau^3 \\ u'_{23} = u'_{41} &= (i\chi'_0\tau^0 + (-)^{x+y}\chi'_3\tau^3)g_3((-)^{x+y}\beta) \end{aligned} \quad (53)$$

$$\begin{aligned} U1C0_+000 : u_{31} = u_{42} &= \chi\tau^3, u'_{12} = u'_{34} = \chi, \tau^3 \\ u'_{23} = u'_{41} &= \chi'_3\tau^3 g_3((-1)^{x+y}\beta) \end{aligned} \quad (54)$$

The above three Ansätze given in Eqs. (52), (53), (54) display a staggered pattern of fluxes, namely $(\phi_1, \phi_2) = (\phi, -\phi)/(-\phi, \phi)_{\text{stag}}$ with $\phi = 4 \tan^{-1}(\chi'_3/\chi'_0) + 2\beta$, $\phi = 4 \tan^{-1}(\chi'_3/\chi'_0) + 2\beta + \pi$ and $\phi = 2\beta$, respectively. Upon performing a gauge transformation [Eq. (G4)] these Ansätze take the translationally invariant form

$$\begin{aligned} u_{31} = u_{42} &= \chi\tau^3, u'_{12} = u'_{34} = i\chi'_0\tau^0 + \chi'_1\tau^1 \\ u'_{23} = u'_{41} &= (i\chi'_0\tau^0 + \chi'_1\tau^1)g_1(\beta) \end{aligned} \quad (55)$$

$$\begin{aligned} u_{31} = u_{42} &= \chi\tau^3, u'_{12} = -u'_{34} = i\chi'_0\tau^0 + \chi'_1\tau^1 \\ u'_{23} = u'_{41} &= (i\chi'_0\tau^0 + \chi'_1\tau^1)g_1(\beta) \end{aligned} \quad (56)$$

$$\begin{aligned} u_{31} = u_{42} &= \chi\tau^3, u'_{12} = u'_{34} = \chi'_3\tau^3 \\ u'_{23} = u'_{41} &= g_1(\beta)\chi'_3\tau^3 \end{aligned}, \quad (57)$$

respectively.

$$\begin{aligned} U1C1_000 : u_{31} = u_{42} &= \chi\tau^3, u'_{12} = u'_{34} = \chi'\tau^3 \\ u'_{23} = u'_{41} &= \chi'_3\tau^3 g_3((-1)^{x+y}\beta) \\ u_{(x,y,4),(x,y+1,2)} &= (-1)^x u_{42} \end{aligned} \quad (58)$$

This Ansatz has same mean field parameter as those of $U1C0_+000$ [Eq. (54)] but with the difference that the vertical J bonds alternate in sign along the x direction. The resulting flux structure is $(\phi_1, \phi_2) = (\phi, -\phi + \pi)/(-\phi, \phi + \pi)_{\text{stag}}$ with $\phi = 2\beta$. After the gauge transformation in Eq. (G4) it can be recast as

$$\begin{aligned} u_{31} = u_{42} &= \chi\tau^3, u'_{12} = u'_{34} = \chi'_3\tau^3 \\ u'_{23} = u'_{41} &= g_1(\beta)\chi'_3\tau^3 \\ u_{(x,y,4),(x,y+1,2)} &= (-1)^x u_{42} \end{aligned} \quad (59)$$

We performed a self-consistent analysis for different choices of β to study which values yield the lowest energy. Interestingly, we find that the ground state energies of the $U1A1_00$ and $U1B1_00$ states are independent of the β parameter and equal to those of the $SU2A11$ and $SU2B11$ Ansätze. The self-consistently

PSG	$g_\tau(\mu)$	$g_{C_4}(\mu)$	$g_\sigma(\mu)$
1	$i\tau^2/\tau^0$	τ^0	τ^0
2	$i\tau^2/\tau^0$	τ^0	$i\tau^1$
3	$i\tau^2$	τ^0	$i\tau^2$
4	$i\tau^2/\tau^0$	τ^0	$(-1)^{\mu+1}\tau^0$
5	$i\tau^2/\tau^0$	τ^0	$(-1)^{\mu+1}i\tau^1$
6	$i\tau^2$	τ^0	$(-1)^{\mu+1}i\tau^2$
7	$i\tau^2/\tau^0$	$\tau^0, \tau^0, \tau^0, -\tau^0$	$i\tau^1, i\tau^1, -i\tau^1, i\tau^1$
8	$i\tau^2/\tau^0$	$\tau^0, \tau^0, \tau^0, -\tau^0$	$i\tau^1, -i\tau^1, -i\tau^1, -i\tau^1$
9	$i\tau^2$	$\tau^0, \tau^0, \tau^0, -\tau^0$	$i\tau^2, -i\tau^2, -i\tau^2, -i\tau^2$
10	$i\tau^2$	$\tau^0, \tau^0, \tau^0, -\tau^0$	$-i\tau^2, -i\tau^2, i\tau^2, -i\tau^2$
11	$i\tau^2/\tau^0$	$\tau^0, \tau^0, \tau^0, -\tau^0$	$-\tau^0, -\tau^0, i\tau^0, -\tau^0$
12	$i\tau^2/\tau^0$	$\tau^0, \tau^0, \tau^0, -\tau^0$	$\tau^0, -\tau^0, -\tau^0, -\tau^0$
13	$(-1)^{\mu+1}i\tau^2$	τ^0	τ^0
14	$(-1)^{\mu+1}i\tau^2$	τ^0	$i\tau^1$
15	$(-1)^{\mu+1}i\tau^2$	τ^0	$i\tau^2$
16	$(-1)^{\mu+1}i\tau^2$	τ^0	$(-1)^{\mu+1}\tau^0$
17	$(-1)^{\mu+1}i\tau^2$	τ^0	$(-1)^{\mu+1}i\tau^1$
18	$(-1)^{\mu+1}i\tau^2$	τ^0	$(-1)^{\mu+1}i\tau^2$
19	$(-1)^{\mu+1}i\tau^2$	$\tau^0, \tau^0, \tau^0, -\tau^0$	$i\tau^1, i\tau^1, -i\tau^1, i\tau^1$
20	$(-1)^{\mu+1}i\tau^2$	$\tau^0, \tau^0, \tau^0, -\tau^0$	$i\tau^1, -i\tau^1, -i\tau^1, -i\tau^1$
21	$(-1)^{\mu+1}i\tau^2$	$\tau^0, \tau^0, \tau^0, -\tau^0$	$i\tau^2, -i\tau^2, -i\tau^2, -i\tau^2$
22	$(-1)^{\mu+1}i\tau^2$	$\tau^0, \tau^0, \tau^0, -\tau^0$	$-i\tau^2, -i\tau^2, i\tau^2, -i\tau^2$
23	$(-1)^{\mu+1}i\tau^2$	$\tau^0, \tau^0, \tau^0, -\tau^0$	$-\tau^0, -\tau^0, \tau^0, -\tau^0$
24	$(-1)^{\mu+1}i\tau^2$	$\tau^0, \tau^0, \tau^0, -\tau^0$	$\tau^0, -\tau^0, -\tau^0, -\tau^0$
25	τ^0	$i\tau^0, i\tau^3, i\tau^0, i\tau^3$	$i\tau^1, -i\tau^2, i\tau^1, -i\tau^2$
26	τ^0	$i\tau^0, i\tau^3, i\tau^0, i\tau^3$	$i\tau^1, i\tau^2, i\tau^1, i\tau^2$
27	τ^0	$i\tau^0, i\tau^3, i\tau^0, i\tau^3$	$i\tau^3, -\tau^0, -i\tau^3, \tau^0$
28	τ^0	$i\tau^0, i\tau^3, i\tau^0, i\tau^3$	$-i\tau^3, \tau^0, i\tau^3, -\tau^0$
29	τ^0	$i\tau^0, i\tau^3, i\tau^0, i\tau^3$	$\tau^0, i\tau^3, -\tau^0, -i\tau^3$
30	τ^0	$i\tau^0, i\tau^3, i\tau^0, i\tau^3$	$-\tau^0, -i\tau^3, \tau^0, i\tau^3$

TABLE III. Projective representation matrices g_{c_4} , g_σ and g_τ for the \mathbb{Z}_2 PSG solutions. When two distinct solutions are possible, we write both choices for the matrices, separated by / symbol.

determined mean field parameters [shown in Fig. 7(a) and Fig. 7(b) for $\beta = 0$ and $\beta = \pi/4$, respectively] are such that $2\beta = -4\tan^{-1}(\chi'_3/\chi'_0) + \pi$ is satisfied. Thus, in the ground state, the $U1A1_{-00}$ and $U1B1_{-00}$ Ansätze effectively reduce to the $SU2A11$ and $SU2B11$ states, respectively, which realize the J -VBS phase for $0 < J'/J \lesssim 1.0$, while a transition into to the $PRVB$ phase occurs at $J'/J \approx 1.1$. A similar scenario occurs for the states $U1C0_{+100}$ and $U1C0_{-100}$ but at $(\beta = \pi/2, \phi \approx \pi/2)$ and $(\beta = 0, \phi \approx 0)$, respectively. The corresponding mean-field parameters are shown in Fig. 7(c) and Fig. 7(d), respectively. The remaining two states $U1C0_{+000}$ and $U1C0_{-000}$, at $\beta = \pi$, reduce to $SU2A11$ and $SU2B11$ states, respectively.

C. \mathbb{Z}_2 Spin liquids

Finally allowing for additional pairing terms along with the hopping terms, the Ansätze with the lowest invariant gauge group \mathbb{Z}_2 , i.e., $\mathcal{G} = \pm\tau^0$ can be obtained. In this section, we list the \mathbb{Z}_2 spin-liquid Ansätze. The \mathbb{Z}_2

character of the IGG implies that in the projective construction the identity is defined up to a global sign factor. The algebraic solutions of \mathbb{Z}_2 PSG are given by [see Appendix D for details]

$$\begin{aligned}
G_{T_x}(x, y, \mu) &= \eta_y^y \tau^0, \quad G_{T_y}(x, y, \mu) = \tau^0, \\
G_{c_4}(x, y, \mu) &= (\eta_{\sigma_x}, \eta_{\sigma_y})^y \eta_y^{xy} g_{c_4}(\mu), \\
G_\sigma(x, y, \mu) &= \eta_{\sigma_x}^x \eta_{\sigma_y}^y g_\sigma(\mu), \\
G_\tau(x, y, \mu) &= \eta_\tau^{x+y} g_\tau(\mu).
\end{aligned} \tag{60}$$

We note that in the above each of the parameters $\eta_y, \eta_{\sigma_x}, \eta_{\sigma_y}, \eta_\tau$ can take the values ± 1 , and there are 38 inequivalent sets of $g_S(\mu)$ [g_{c_4} , g_σ and g_τ] matrices which satisfy Eq. (60) and are given in Table III. Also, from Eq. (60) we note that there are four η parameters each of which can take values ± 1 and thus there are $2^4 \times 38 = 608$ algebraic PSGs on the square-octagon lattice. However, it is important to note that for those PSGs for which time-reversal acts trivially, i.e., $\eta_\tau = 1$ and $g_\tau = 1$, the mean-field Ansatz must vanish since $\mathcal{T}(u_{ij}) = -u_{ij}$. This leads to $38 \times 2^4 - 14 \times 2^4 = 384$ non-vanishing Ansätze which need to be considered.

We can first split our Ansätze based on the value of the η_y parameter. The case $\eta_y = 1$ corresponds to translationally invariant Ansätze (henceforth referred to as Class A), while those corresponding to $\eta_y = -1$ require a doubling of the unit-cell at the mean-field level (henceforth referred to as Class B). We shall label the mean-field states with the notation:

$$Z (\#PSG) (Class) \eta_\tau \eta_{\sigma_x} \eta_{\sigma_y} \tag{61}$$

Here Z stands for IGG \mathbb{Z}_2 . In place of $\eta_\tau, \eta_{\sigma_x}, \eta_{\sigma_y}$ we shall use '0/1' for $\eta_S = \pm 1$ respectively. If any Ansatz corresponds to both signs of a given η_S parameter, we shall write 'x' in its place. In the following, we list all the \mathbb{Z}_2 mean-field states which have non-vanishing u_{ij} matrix on both J and J' -bonds.

In the following, we split the discussion of \mathbb{Z}_2 states in different subsections, depending on the parent $SU(2)$ Ansatz. Many of these states are also descendant of some of the $U(1)$ Ansätze, as summarized in Table V and schematically shown in the chart of Fig. 8. We enlist all \mathbb{Z}_2 Ansätze along with the nature of their spinon excitation spectra based on the self-consistently determined mean-field parameters. More specifically, we focus on those Ansätze whose parents' states are gapless to verify whether the addition of pairing terms opens a gap in the spinon band structure. For example, the parent $SU(2)$ state and two of its $U(1)$ descendants, $U1A0_{+01+}$ and $U1A0_{+11+}$, display an extended Fermi surface in the spinon dispersion. An important question is whether breaking the IGG down to \mathbb{Z}_2 will lead to the removal of the Fermi surface, either by a complete opening of a gap, or by transforming it into gapless isolated \mathbf{k} -points. In our analysis, we set $J_d = 0.25$ and consider different values of J'/J .

1. \mathbb{Z}_2 mean field states around (0,0) flux state

We find a total of thirteen \mathbb{Z}_2 Ansätze which appear in the vicinity of the $SU(2)A01$ state. Most of them can be connected to some of the $U(1)$ Ansätze descending from the $SU(2)A01$ state. Additionally, we find two direct \mathbb{Z}_2 descendants of the parent $SU(2)$ state.

Let us first consider the following two direct \mathbb{Z}_2 descendants of the parent $SU(2)$ state:

$$\begin{aligned} Z17A101 : u'_{12} &= u'_{34} = \chi' \tau^3 + (-)^{x+y} \Delta' \tau^1 \\ u'_{23} &= u'_{41} = \chi' \tau^3 - (-)^{x+y} \Delta' \tau^1, \\ u'_{13} &= -u'_{24} = (-)^{x+y} \Delta_d \tau^1 \\ u_{31} &= u_{42} = \chi \tau^3, a_\mu = (-)^{x+y+\mu} a_1 \end{aligned} \quad (62)$$

$$\begin{aligned} Z13A101 : u'_{12} &= u'_{34} = u'_{23} = u'_{41} = \chi' \tau^3, u'_{13} = \\ u'_{24} &= (-)^{x+y} (\Delta_{d,1} \tau^1 + \Delta_{d,2} \tau^2) \\ u_{31} &= u_{42} = \chi \tau^3, a_\mu = (-)^{x+y} a_1 \end{aligned} \quad (63)$$

The ansatz $Z17A101$ has a non-trivial flux $(\phi_1, \phi_2) = (\phi, -\phi)$ threading the square and octagon plaquette. The self-consistently determined mean-field parameters are such that ϕ becomes π and thus it turns into an effective the (π, π) flux state, which behaves as dimerized phases ($PRVB_2$ phase when $J' > J$ and J -VBS when $J' \leq J$). On the other hand for $Z13A101$, we find a J -VBS ground state for $J'/J < 1.7$, and a gapless spin liquid otherwise. However, contrary to the parent $SU(2)$ state, which displays an extended Fermi surface, the spinon dispersion of the $Z13A101$ state for $J'/J \geq 1.7$ is gapless only at isolated \mathbf{k} -points.

The following five \mathbb{Z}_2 states descend from the $U1A0_+01_+$ Ansatz

$$\begin{aligned} Z17A000 : u'_{12} &= u'_{34} = \chi' \tau^3 + \Delta' \tau^1 \\ u'_{23} &= u'_{41} = \chi' \tau^3 - \Delta' \tau^1, a_3 \neq 0 \\ u_{31} &= u_{42} = \chi \tau^3, u'_{13} = u'_{24} = \chi_d \tau^3 \end{aligned} \quad (64)$$

$$\begin{aligned} Z1A101 : u'_{12} &= u'_{34} = u'_{23} = u'_{41} = \chi' \tau^3, u'_{13} = \\ u'_{24} &= (\chi_d \tau^3 + (-)^{x+y} \Delta_d \tau^1) \\ u_{31} &= u_{42} = \chi \tau^3, a_\mu = (a_3, (-)^{x+y} a_1) \end{aligned} \quad (65)$$

$$\begin{aligned} Z16A101 : u'_{12} &= u'_{34} = u'_{23} = u'_{41} = \chi' \tau^3, \\ u_{31} &= u_{42} = \chi \tau^3, u'_{13} = u'_{24} = \chi_d \tau^3 \\ a_\mu &= (a_3, (-1)^{x+y+\mu} a_1) \end{aligned} \quad (66)$$

$$\begin{aligned} Z1A000 : u'_{12} &= u'_{23} = u'_{34} = u'_{41} = \chi' \tau^3 + \Delta' \tau^1 \\ u_{31} &= u_{42} = \chi \tau^3, u'_{13} = \chi_d \tau^3 + \Delta_d \tau^1 \\ u'_{24} &= \chi_d \tau^3 + \Delta_d \tau^1, a_\mu = (a_3, a_1) \end{aligned} \quad (67)$$

$$\begin{aligned} Z16A000 : u'_{12} &= u'_{23} = u'_{34} = u'_{41} = \chi' \tau^3 \\ u_{31} &= u_{42} = \chi \tau^3, u'_{13} = \chi_d \tau^3 + \Delta_d \tau^1 \\ u'_{24} &= \chi_d \tau^3 - \Delta_d \tau^1, a_\mu = (a_3, (-1)^\mu a_1) \end{aligned} \quad (68)$$

Similarly to the $Z17A101$ state, the presence of a non-trivial ϕ_1 in $Z17A000$ allows the mean-field approach to minimize the energy by transforming this Ansatz into (the dimerized phases of) the $SU(2)A11$ state. On the other hand, $Z1A101$, $Z1A000$, $Z16A101$ and $Z16A000$ yield a J -VBS state when $J'/J < 1.7$. For $J'/J \geq 1.7$, $Z1A101$ and $Z1A000$ give gapped spin liquid states, while $Z16A101$ and $Z16A000$ are spin liquids which are gapless at two isolated \mathbf{k} -points on the $\overline{\Gamma M}$ segment. Thus, in this case also, breaking the IGG from $U(1)$ down to \mathbb{Z}_2 removes the Fermi surface.

Now let us discuss the descendants of the $U1C0_+01_x0$ where the extended Fermi surface of the parent $SU(2)$ state disappears due to the addition of the third nearest neighbour, except for isolated \mathbf{k} -points on the $\overline{\Gamma M}$ segment. $U1C0_+01_x0$ has three \mathbb{Z}_2 descendants in total. Among them, two are listed in the following and the other one ($Z16A000$) is a common descendant of $U1A0_+01_+$ (previously discussed).

$$\begin{aligned} Z16A100 : u'_{12} &= u'_{23} = u'_{34} = u'_{41} = \chi' \tau^3 \\ u_{31} &= u_{42} = \chi \tau^3, a_\mu = (-1)^\mu a_1 \\ u'_{13} &= -u'_{24} = \Delta_{d,1} \tau^1 + \Delta_{d,2} \tau^2 \end{aligned} \quad (69)$$

$$\begin{aligned} Z1A100 : u'_{12} &= u'_{23} = u'_{34} = u'_{41} = \chi' \tau^3 \\ u_{31} &= u_{42} = \chi \tau^3, a_\mu = (-1)^\mu (a_3, a_1) \\ u'_{13} &= -u'_{24} = \Delta_{d,1} \tau^1 + \Delta_{d,2} \tau^2 \end{aligned} \quad (70)$$

$Z16A100$ remains gapless while a gap opens for $Z1A100$. There is only one descendant of $U1A0_+11_+$, given by

$$\begin{aligned} Z13A000 : u'_{12} &= u'_{23} = u'_{34} = u'_{41} = \chi' \tau^3 \\ u_{31} &= u_{42} = \chi \tau^3, u'_{13} = \chi_d \tau^3 + \Delta_d \tau^1 \\ u'_{24} &= -\chi_d \tau^3 + \Delta_d \tau^1, a_\mu = ((-1)^\mu a_3, a_1) \end{aligned} \quad (71)$$

In this case, the Fermi surface of the parent $U(1)$ state completely disappears.

Finally, the following three Ansätze, along with $Z13A000$ (previously discussed as the only descendant of $U1A0_+11_+$), appear in the vicinity of the $U1C0_+11_x0$ state:

$$\begin{aligned} Z13A100 : u'_{12} &= u'_{23} = u'_{34} = u'_{41} = \chi' \tau^3 \\ u_{31} &= u_{42} = \chi \tau^3, a_1 \neq 0 \\ u'_{13} &= u'_{24} = \Delta_{d,1} \tau^1 + \Delta_{d,2} \tau^2 \end{aligned} \quad (72)$$

$$\begin{aligned} Z17A111 : u_{31} &= u_{42} = \chi \tau^3, u'_{12} = u'_{23} = \\ u'_{34} &= u'_{41} = i\chi'_0 \tau^0 + \chi'_3 \tau^3 \\ u'_{13} &= u'_{24} = \Delta_d \tau^1, a_1 \neq 0 \end{aligned} \quad (73)$$

$$\begin{aligned}
Z17A011 : a_1 \neq 0, u'_{12} = u'_{34} = \chi' \tau^3 + \Delta' \tau^1 \\
u'_{23} = u'_{41} = \chi' \tau^3 - \Delta' \tau^1, \\
u_{31} = u_{42} = \chi \tau^3, u_{13}^d = u_{24}^d = \Delta_d \tau^1
\end{aligned} \tag{74}$$

Z13A100 reduces to the J -VBS state for $J' < 1.7$, and to a gapped spin liquid state otherwise, similarly to its parent $U(1)$ state. Self-consistency analysis turns the non-trivial flux threading the square plaquettes in Z17A111 and Z17A011 into a trivial (π) flux, and reduces these states to the dimerized states J -VBS and $PRVB_2$ obtained from $SU2A11$.

2. \mathbb{Z}_2 mean field states around (π, π) flux state

In this section, we enlist five \mathbb{Z}_2 Ansätze which appear in the vicinity of the $SU2A11$ state. None of these is a direct descendant of the parent $SU(2)$ state. All of them can however be connected to $U(1)$ descendants of the parent $SU(2)$ state. They all reduce to a $J - VBS$ phase for $J' < J$ and to the $PRVB_2$ state when $J' > J$.

$$\begin{aligned}
Z20A111 : u'_{12} = -u'_{34} = \chi' \tau^3 + (-)^{x+y} \Delta' \tau^1, \\
u'_{23} = u'_{41} = \chi' \tau^3 - (-)^{x+y} \Delta' \tau^1 \\
u_{31} = u_{42} = \chi \tau^3, a_\mu = (-)^\mu a_3
\end{aligned} \tag{75}$$

$$\begin{aligned}
Z20A101 : u'_{12} = -u'_{34} = u'_{23} = u'_{41} = \chi' \tau^3 + (-)^{x+y} \Delta' \tau^1, \\
u_{31} = u_{42} = \chi \tau^3, a_\mu = (-)^{x+y+\mu} a_3
\end{aligned} \tag{76}$$

$$\begin{aligned}
Z11A010 : u'_{12} = -u'_{34} = u'_{23} = u'_{41} = \chi'_3 \tau^3 + \Delta'_1 \tau^1, \\
u_{31} = u_{42} = \chi \tau^3, a_\mu = (a_3, a_1)
\end{aligned} \tag{77}$$

$$\begin{aligned}
Z20A001 : u'_{12} = u'_{23} = \chi'_3 \tau^3 + \Delta'_1 \tau^1, -u'_{34} = \\
u'_{41} = \chi'_3 \tau^3 - \Delta'_1 \tau^1, u_{31} = u_{42} = \chi \tau^3, \\
a_\mu = (-)^{x+y+\mu} a_3
\end{aligned} \tag{78}$$

$$\begin{aligned}
Z20A010 : u'_{12} = u'_{23} = \chi'_3 \tau^3 + \Delta'_1 \tau^1, \\
u'_{34} = u'_{41} = \chi'_3 \tau^3 - \Delta'_1 \tau^1 \\
u_{31} = u_{42} = \chi \tau^3, a_\mu = (-)^\mu a_3
\end{aligned} \tag{79}$$

3. \mathbb{Z}_2 mean field states around $(0, \pi)$ flux state

The 13 \mathbb{Z}_2 mean-field states in the vicinity of the $(0, \pi)$ flux state have the same form as the 13 states around the $(0, 0)$ flux state (Sec. III C 1), with the only difference being the signs of u_{ij} matrices over the

Parent $SU(2)$ Ansatz	Perturbed $U(1)$ Ansätze
$SU2A01$	$U1A0_+01_+, U1A0_+11_+, U1C0_-01_x0,$ $U1C1_x^-100, U1A1_-00, U1C0_+00,$ $U1C0_-11_x0, U1C0_-100, U1C0_-100$
$SU2A11$	$U1A0_-01_+, U1A0_-11_+, U1C0_-01_x0,$ $U1A1_-00, U1C0_+000, U1C0_-100,$ $U1C0_-100, U1C0_+11_x0$
$SU2B01$	$U1B0_+01_+, U1B0_+11_+, U1C0_-01_x1,$ $U1C0_+11_x1, U1C1_x^+101, U1B1_-00,$ $U1C1_-000$
$SU2B11$	$U1B0_-01_+, U1B0_-11_+, U1C0_-01_x1,$ $U1C0_+11_x1, U1B1_-00, U1C1_-000$

TABLE IV. Symmetric $U(1)$ spin liquids perturbed around the $SU(2)$ states.

vertical J -bonds, which alternate along the x direction [as given by Eq. (49)]. We can thus simply list the \mathbb{Z}_2 mean-field states around the $(0, \pi)$ flux state giving, among parenthesis, the equations of the corresponding \mathbb{Z}_2 Ansätze around the $(0, 0)$ flux state: Z17B101 [Eq. (62)], Z13B101 [Eq. (63)], Z17B000 [Eq. (64)], Z1B101 [Eq. (65)], Z16B101 [Eq. (66)], Z1B000 [Eq. (67)], Z16B000 [Eq. (68)], Z16B100 [Eq. (69)], Z1B100 [Eq. (70)], Z13B000 [Eq. (71)], Z13B100 [Eq. (72)], Z17B111 [Eq. (73)] and Z17B011 [Eq. (74)]. As the parent state already features a gapped spinon dispersion, we skip the further discussion on the nature of the excitations in its \mathbb{Z}_2 descendants.

4. \mathbb{Z}_2 mean field states around $(\pi, 0)$ flux state

The 5 \mathbb{Z}_2 mean-field states in the vicinity of the $(\pi, 0)$ flux state have same form as those of the \mathbb{Z}_2 states around the (π, π) flux state, except for the signs of the u_{ij} matrices over the vertical J -bonds, which alternate along the x direction [as given by Eq. (49)]. Analogously to the previous subsection, we list the \mathbb{Z}_2 states around the $(\pi, 0)$ flux state, indicating, among parenthesis, the equations of the corresponding \mathbb{Z}_2 Ansätze around the (π, π) flux state: Z20B111 [Eq. (75)], Z20B101 [Eq. (76)], Z11B010 [Eq. (77)], Z20B001 [Eq. (78)] and Z20B010 [Eq. (79)]. The self-consistent mean-field analysis gives analogous results as those obtained by starting from the parent state.

IV. CONCLUSIONS

In this work, we have undertaken a systematic classification of symmetric quantum spin liquids with different gauge structures. Employing the Abrikosov fermionic representation of spin-1/2 and the projective symmetry

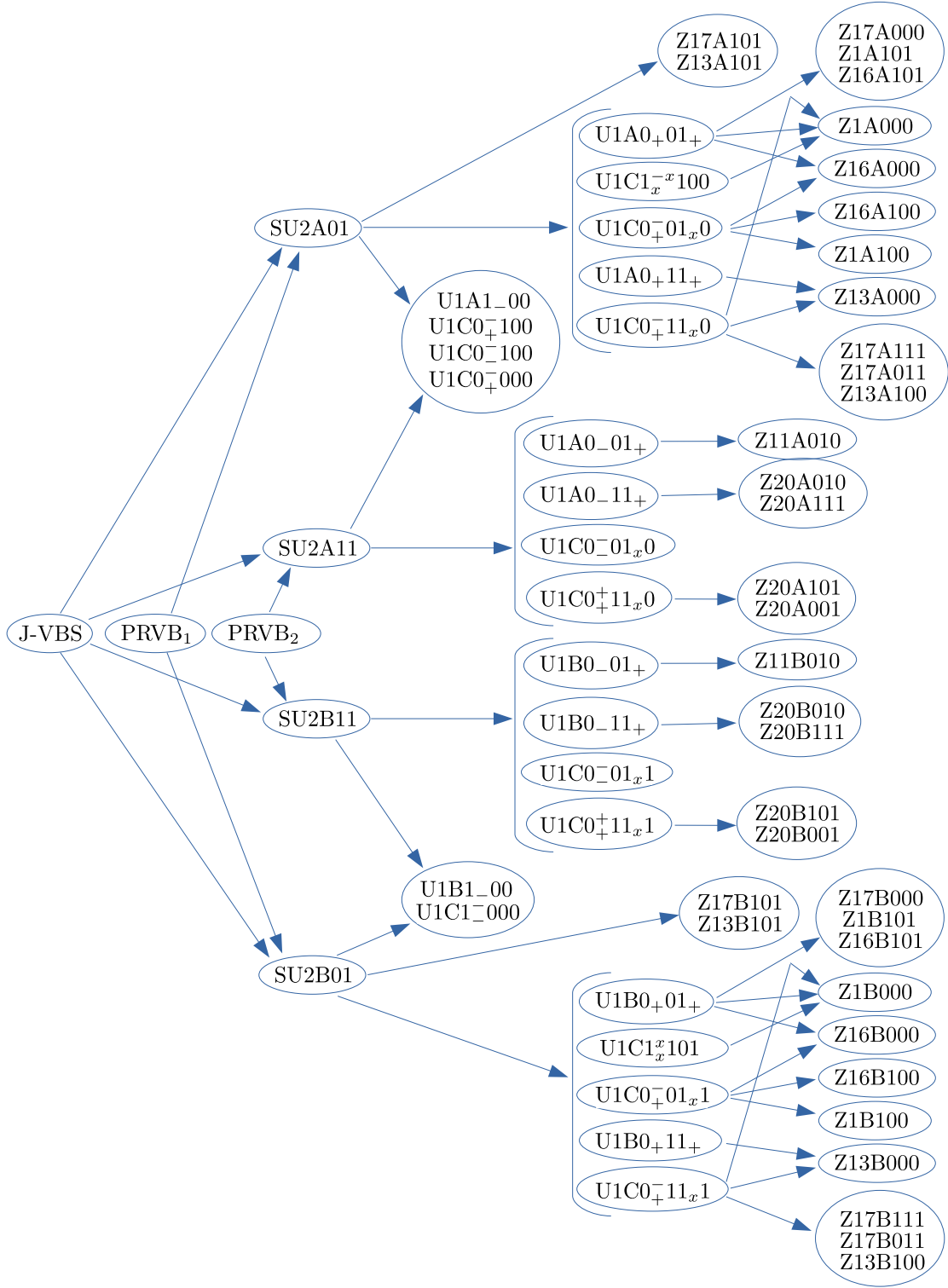


FIG. 8. The hierarchy of mean-field Ansätze with different gauge structures

group approach we obtain the parton (spinon) mean-field Ansätze with $SU(2)$, $U(1)$ and \mathbb{Z}_2 gauge structures. Although we obtain a large number, 32 $SU(2)$, 1808 $U(1)$, and 384 \mathbb{Z}_2 algebraic PSGs, upon restricting to short-range (on J , J' , and J_d bonds) mean-field amplitudes

these PSGs collapse to only 4 $SU(2)$, 24 $U(1)$, and 36 \mathbb{Z}_2 distinct Ansätze. The existence of such a large number of $U(1)$ PSGs compared to that of \mathbb{Z}_2 indicates that there must be a number of $U(1)$ solutions which appear with only $U(1)$ gauge structure and no symmetric perturba-

Parent $U(1)$ Ansatz	Perturbed \mathbb{Z}_2 Ansätze
$U1A0_{+01+}$	$Z1A000, Z16A000, Z17A000$
	$Z1A101, Z16A101$
$U1A0_{+11+}$	$Z1A100, Z13A000$
$U1C0_{+01x0}^-$	$Z16A100, Z16A000, Z1A100$
$U1C0_{+11x0}^-$	$Z13A100, Z17A111, Z1A000,$ $Z13A000, Z17A011$
$U1C_x^{x-}100$	$Z1A000$
$U1B0_{+01+}$	$Z1B000, Z16B000, Z17B000$
	$Z1B101, Z16B101$
$U1B0_{+11+}$	$Z1B100, Z13B000$
$U1C0_{+01x1}^-$	$Z16B100, Z16B000, Z1B100$
$U1C0_{+11x1}^-$	$Z13B100, Z17B111, Z1B000,$ $Z13B000, Z17B011$
$U1C_x^x101$	$Z1B000$
$U1A0_{-01+}$	$Z11A010$
$U1A0_{-11+}$	$Z22A111, Z20A010$
$U1C0_{-01x0}^-$	—
$U1C0_{+11x0}^+$	$Z20A101, Z20A001$
$U1B0_{-01+}$	$Z11B010$
$U1B0_{-11+}$	$Z22B111, Z20B010$
$U1C0_{-01x1}^-$	—
$U1C0_{+11x1}^+$	$Z20B101, Z20B001$

TABLE V. Symmetric \mathbb{Z}_2 spin liquids perturbed around the $U(1)$ states. There are four \mathbb{Z}_2 Ansätze labelled by $Z17A101$, $Z13A101$, $Z17A101$ and $Z13A101$ which are the direct descendants of $SU(2)$ Ansätze. Among them the former two Ansätze can be connected to $SU2A01$ while the later two appear in the vicinity of $SU2B01$.

tion is possible which can lower the IGG down to \mathbb{Z}_2 . Furthermore, we constructed mean-field spinon Hamiltonians and self-consistently determined the mean-field parameters at few representative points of interest in the parameter space of the $J - J' - J_d$ model. Consequently, we determined ground-state energies and studied the nature of the spinon dispersion in this zeroth-order mean-field approach. The states can have gapless or gapped excitations depending on the choices of certain parameter values.

Our work sets the stage for different avenues of future investigations. For example, some nodal structures in the spinon spectrum exist for all choices of parameters. This raises the question as to whether these nodal band structures are protected by any space group symmetries which are acting projectively, i.e., whether the projective symmetries govern the protections [65]. In such cases, such nodal structure will survive even if we add any further neighbour bonds (beyond J_d) consistent with the PSG. Furthermore, it can be examined whether there is any topological protection, i.e., whether they correspond to topological semimetals. As we have considered fully symmetric case which includes time-reversal symmetry, the calculation of the \mathbb{Z}_2 invariant can be utilized to examine the latter possibility. Another question is what happens to the properties of the mean-field spin-liquid states once gauge fluctuations are taken into account, and their competition with magnetically ordered states upon

Gutzwiller projection via variational Monte Carlo simulations [24]. The corresponding classification for chiral spin liquids [69] on the square-octagon lattice is another interesting endeavor for future investigations.

ACKNOWLEDGEMENTS

We thank Ganapathy Baskaran and Rajesh Narayanan for encouraging us to look at this problem. F. F. acknowledges financial support from the Deutsche Forschungsgemeinschaft (DFG, German Research Foundation) for funding through TRR 288 – 422213477 (project A05). R.T. and F.F. thank IIT Madras for a visiting position under the IoE program which facilitated the completion of this research work. Y.I. acknowledges financial support by the Science and Engineering Research Board (SERB), DST, India through the Startup Research Grant No. SRG/2019/000056, MATRICS Grant No. MTR/2019/001042, and the Indo-French Centre for the Promotion of Advanced Research (CEFIPRA) Project No. 64T3-1. This research was supported in part by the National Science Foundation under Grant No. NSF PHY-1748958, ICTP through the Associates Programme and from the Simons Foundation through grant number 284558FY19, IIT Madras through the Institute of Eminence (IoE) program for establishing the QuCenDiEM group (Project No. SB20210813PHMHRD002720), the International Centre for Theoretical Sciences (ICTS), Bengaluru, India during a visit for participating in the program “Frustrated Metals and Insulators” (Code: ICTS/frumi2022/9). Y.I. thanks IIT Madras for IoE travel grant to Germany which facilitated progress on the research work. Y.I. acknowledges the use of the computing resources at HPCE, IIT Madras. SM acknowledges SAMKHYA (High-Performance Computing Facility provided by the Institute of Physics, Bhubaneswar) at initial phases of the work being carried out.

Appendix A: General Conditions on Projective Symmetry Group

The symmetry generators satisfy the algebraic relations listed in Eq. (15), which dictate the constraints on the projective symmetry groups. Together with a given IGG(\mathcal{G}) enables one to find the possible projective extensions of the symmetry group. Using Eq. (15), the conditions on the projective matrices are

$$G_{T_x} T_x G_{T_y} T_y T_x^{-1} G_{T_x}^{-1} T_y^{-1} G_{T_y}^{-1} \in \mathcal{G} \quad (A1)$$

$$G_{T_y} T_y C_4^{-1} G_{C_4}^{-1} G_{T_x} T_x G_{C_4} C_4 \in \mathcal{G} \quad (A2)$$

$$T_x^{-1} G_{T_x}^{-1} C_4^{-1} G_{C_4}^{-1} G_{T_y} T_y G_{C_4} C_4 \in \mathcal{G}$$

$$\sigma^{-1} G_{\sigma}^{-1} T_x^{-1} G_{T_x}^{-1} G_{\sigma} \sigma G_{T_x} T_x \in \mathcal{G} \quad (A3)$$

$$\sigma^{-1} G_{\sigma}^{-1} G_{T_y} T_y G_{\sigma} \sigma G_{T_y} T_y \in \mathcal{G}$$

$$\begin{aligned} T_x^{-1} G_{T_x}^{-1} \mathcal{T}^{-1} G_{\mathcal{T}}^{-1} G_{T_x} T_x G_{\mathcal{T}} \mathcal{T} &\in \mathcal{G} \\ T_y^{-1} G_{T_y}^{-1} \mathcal{T}^{-1} G_{\mathcal{T}}^{-1} G_{T_y} T_y G_{\mathcal{T}} \mathcal{T} &\in \mathcal{G} \end{aligned} \quad (\text{A4})$$

$$\begin{aligned} G_{C_4} C_4 \sigma^{-1} G_{\sigma}^{-1} G_{C_4} C_4 G_{\sigma} \sigma &\in \mathcal{G} \\ C_4^{-1} G_{C_4}^{-1} \mathcal{T}^{-1} G_{\mathcal{T}}^{-1} G_{C_4} C_4 G_{\mathcal{T}} \mathcal{T} &\in \mathcal{G} \\ \sigma^{-1} G_{\sigma}^{-1} \mathcal{T}^{-1} G_{\mathcal{T}}^{-1} G_{\sigma} \sigma G_{\mathcal{T}} \mathcal{T} &\in \mathcal{G} \end{aligned} \quad (\text{A5})$$

$$\begin{aligned} G_{C_4} C_4 G_{C_4} C_4 G_{C_4} C_4 G_{C_4} C_4 &\in \mathcal{G} \\ G_{\sigma} \sigma G_{\sigma} \sigma &\in \mathcal{G} \\ G_{\mathcal{T}} \mathcal{T} G_{\mathcal{T}} \mathcal{T} &\in \mathcal{G} \end{aligned} \quad (\text{A6})$$

which imply

$$G_{T_x}(i) G_{T_y}(T_x^{-1}(i)) G_{T_x}^{-1}(T_y^{-1}(i)) G_{T_y}^{-1}(i) \in \mathcal{G} \quad (\text{A7})$$

$$\begin{aligned} G_{T_y}(C_4^{-1}(i) G_{C_4}^{-1}(T_x(i)) G_{T_x}(T_x(i)) G_{C_4}(i) &\in \mathcal{G} \\ G_{T_x}^{-1}(T_x C_4^{-1}(i)) G_{C_4}^{-1}(T_y(i)) G_{T_y}(T_y(i)) G_{C_4}(i) &\in \mathcal{G} \end{aligned} \quad (\text{A8})$$

$$\begin{aligned} G_{T_x}^{-1}(T_x^{-1} \sigma(i)) G_{T_x}^{-1}(\sigma(i)) G_{\sigma}(\sigma(i)) G_{T_x}(i) &\in \mathcal{G} \\ G_{\sigma}^{-1}(\sigma T_y^{-1}(i)) G_{T_y}(T_y \sigma(i)) G_{\sigma}(\sigma(i)) G_{T_y}(i) &\in \mathcal{G} \end{aligned} \quad (\text{A9})$$

$$\begin{aligned} G_{T_x}^{-1}(\mathcal{T}^{-1} T_x(i)) G_{\mathcal{T}}^{-1}(T_x(i)) G_{T_x}(T_x(i)) G_{\mathcal{T}} \mathcal{T}(i) &\in \mathcal{G} \\ G_{T_y}^{-1}(\mathcal{T}^{-1} T_y(i)) G_{\mathcal{T}}^{-1}(T_y(i)) G_{T_y}(T_y(i)) G_{\mathcal{T}} \mathcal{T}(i) &\in \mathcal{G} \end{aligned} \quad (\text{A10})$$

$$\begin{aligned} G_{C_4}(\sigma^{-1}(i) G_{\sigma}^{-1}(C_4(i)) G_{C_4}(C_4(i)) G_{\sigma}(i) &\in \mathcal{G} \\ G_{C_4}^{-1}(\mathcal{T}^{-1} C_4(i)) G_{\mathcal{T}}^{-1}(C_4(i)) G_{C_4}(C_4(i)) G_{\mathcal{T}} \mathcal{T}(i) &\in \mathcal{G} \\ G_{\sigma}^{-1}(\mathcal{T}^{-1} \sigma(i)) G_{\mathcal{T}}^{-1}(\sigma(i)) G_{\sigma}(T_x(i)) G_{\mathcal{T}} \mathcal{T}(i) &\in \mathcal{G} \end{aligned} \quad (\text{A11})$$

$$\begin{aligned} G_{C_4}(C_4^{-1}(i)) G_{C_4}(C_4^2(i)) G_{C_4}(C_4(i)) G_{C_4}(i) &\in \mathcal{G} \\ G_{\sigma}(\sigma(i)) G_{\sigma}(i) &\in \mathcal{G} \\ G_{\mathcal{T}}(\mathcal{T}(i)) G_{\mathcal{T}}(i) &\in \mathcal{G} \end{aligned} \quad (\text{A12})$$

In the ensuing sections, we show how the above conditions completely determine the algebraic PSGs corresponding to different IGGs.

Appendix B: Derivation of $SU(2)$ Algebraic Relations

Henceforth, we will express the Ansätze of $SU(2)$ spin liquids, in the following canonical gauge [10] wherein the $SU(2)$ gauge structure is manifest

$$u_{ij} = i\chi_{ij}\tau^0 \quad (\text{B1})$$

This is achieved by writing the projective matrices as

$$G(x, y, \mu) = \eta(x, y)g(\mu) \quad (\text{B2})$$

where $g(\mu)$ is a generic $SU(2)$ matrix and $\eta(x, y)$ can take any values $\{+1, -1\}$ depending on site i . In this way the projective extension of translational symmetry operators takes the following forms

$$\begin{aligned} G_{T_x}(x, y, \mu) &= \eta_y(x, y, \mu)g_x \\ G_{T_y}(x, y, \mu) &= \eta_x(x, y, \mu)g_y \end{aligned} \quad (\text{B3})$$

where $g_x, g_y \in SU(2)$. We can always perform a local gauge transformation which does not affect the form of the Ansätze in the canonical gauge

$$W_i = \eta(i)\tau^0 \quad (\text{B4})$$

This enables one to fix the sign of η_x to be positive on the entire lattice and that of η_y to be positive along the line $y = 0$, i.e., $\eta_x(x, y, \mu) = +1, \eta_x(x, 0, \mu) = +1$. Thus, the simplified form of $G_{T_{x,y}}$ can be written as

$$\begin{aligned} G_{T_x}(x, y, \mu) &= \eta_y(x, y, \mu)g_x \\ G_{T_y}(x, y, \mu) &= g_y \end{aligned} \quad (\text{B5})$$

Using Eq. (A7) we have

$$\eta_y(x, y+1, \mu)\eta_y(x, y, \mu)g_y^{-1}g_x^{-1}g_yg_x \in SU(2), \quad (\text{B6})$$

implying the projective gauge corresponding to translational symmetries is given by

$$\begin{aligned} G_{T_x}(x, y, \mu) &= \eta_y^y g_x \\ G_{T_y}(x, y, \mu) &= g_y \end{aligned} \quad (\text{B7})$$

Hence, there can be only two possible PSGs ($\eta = \pm 1$) associated with translational symmetric Ansätze.

We shall now proceed towards obtaining the gauge transformation matrices corresponding to the point group symmetry generators. Eq. (A8) and Eq. (A9), after simplification, take the following forms

$$\begin{aligned} \eta_y^y G_{C_4}^{-1}(x+1, y, \mu) G_{C_4}(x, y, \mu) &\in SU(2) \\ \eta_y^x G_{C_4}^{-1}(x, y+1, \mu) G_{C_4}(x, y, \mu) &\in SU(2) \end{aligned} \quad (\text{B8})$$

$$\begin{aligned} G_{\sigma}^{-1}(x-1, y, \mu) G_{\sigma}(x, y, \mu) &\in SU(2) \\ G_{\sigma}^{-1}(x, y+1, \mu) G_{\sigma}(x, y, \mu) &\in SU(2) \end{aligned} \quad (\text{B9})$$

These relations suggest the following solution for G_{σ} and G_{C_4}

$$\begin{aligned} G_{C_4}(x, y, \mu) &= \eta_{cx}^x \eta_{cy}^y \eta_y^{xy} g_{C_4}(\mu) \\ G_{\sigma}(x, y, \mu) &= \eta_{\sigma x}^x \eta_{\sigma y}^y g_{\sigma}(\mu) \end{aligned} \quad (\text{B10})$$

where $\eta_{cx, cy, \sigma x, \sigma y}$ take the values ± 1 and $g_{C_4, \sigma} \in SU(2)$. We now observe that under a local gauge transformation $W_{x,y,\mu} = \eta^x \tau^0$, the $G_{T_x, T_y, \sigma}$ are affected at most by a

global sign factor which can, however, be absorbed by a redefinition of the unit cell representation matrices. Under such a transformation, the G_{C_4} transform as

$$\tilde{G}_{C_4}(x, y, \mu) = (\eta_{cx}\eta)^x (\eta_{cy}\eta)^y \eta_y^{xy} g_{C_4}(\mu) \quad (\text{B11})$$

Since, we can always choose $\eta = \eta_{cx}$, upon introducing $\eta_{cxy} = \eta_{cx}\eta_{cy}$, the solutions (B10) can be recast as

$$\begin{aligned} G_{C_4}(x, y, \mu) &= \eta_{cxy}^y \eta_y^{xy} g_{C_4}(\mu) \\ G_\sigma(x, y, \mu) &= \eta_{\sigma_x}^x \eta_{\sigma_y}^y g_\sigma(\mu) \end{aligned} \quad (\text{B12})$$

In a similar manner, Eq. (A10) invokes us to write the $G_{\mathcal{T}}$ in the following form

$$G_{\mathcal{T}}(x, y, \mu) = \eta_{tx}^x \eta_{ty}^y g_{\mathcal{T}}(\mu) \quad (\text{B13})$$

where $\eta_{tx, ty} = \pm 1$ and $g_{\mathcal{T}} \in SU(2)$. Now, using the symmetry relation between G_{C_4} and G_σ in Eq. (A11) yields

$$\eta_{cxy}^{x+y} \eta_{\sigma_x}^{x+y} \eta_{\sigma_y}^{x+y} g_{C_4}(\bar{\mu}) g_\sigma^{-1}(\mu+1) g_{C_4}(\mu+1) g_\sigma(\mu) \in SU(2) \quad (\text{B14})$$

yielding the following constraint among the η 's

$$\eta_{cxy} \eta_{\sigma_x} \eta_{\sigma_y} = 1 \quad (\text{B15})$$

From the symmetry relation between G_{C_4} and $G_{\mathcal{T}}$, and G_σ and $G_{\mathcal{T}}$ in Eq. (A11), we find

$$\begin{aligned} \eta_{tx}^{x+y} \eta_{ty}^{x+y} g_{C_4}^{-1}(\mu) g_{\mathcal{T}}^{-1}(\mu) g_{C_4}(\mu) g_{\mathcal{T}}(\mu-1) &\in SU(2) \\ g_\sigma^{-1}(\mu) g_{\mathcal{T}}^{-1}(\mu) g_\sigma(\mu) g_{\mathcal{T}}(\bar{\mu}) &\in SU(2) \end{aligned} \quad (\text{B16})$$

The first one of the above two relations requires

$$\eta_{tx} \eta_{ty} = 1 \quad (\text{B17})$$

We can set $\eta_{tx} = \eta_{ty} = \eta_{\mathcal{T}}$, and Eq. (B13) can thus be rewritten as

$$G_{\mathcal{T}}(x, y, \mu) = \eta_{\mathcal{T}}^{x+y} g_{\mathcal{T}}(\mu) \quad (\text{B18})$$

Using the cyclic relation associated with C_4, σ, \mathcal{T} in Eq. (A12) one finds

$$\begin{aligned} g_{C_4}(1) g_{C_4}(2) g_{C_4}(3) g_{C_4}(4) &\in SU(2) \\ g_\sigma(\mu) g_\sigma(\bar{\mu}) &\in SU(2) \\ [g_{\mathcal{T}}(\mu)]^2 &\in SU(2) \end{aligned} \quad (\text{B19})$$

which does not impose any further constraints on the η parameters. Furthermore, it is clear that for $\eta_{\mathcal{T}} = +1$, the mean field amplitudes vanish. To obtain a non-vanishing Ansatz of the form (B1), the following conditions need to be imposed on $G_{\mathcal{T}}$

$$\begin{aligned} \eta_{\mathcal{T}} &= -1 \\ g_{\mathcal{T}}(\mu) &= \{g_t, -g_t, g_t, -g_t\} \end{aligned} \quad (\text{B20})$$

Therefore, combining Eqs. (B12), (B15), (B18), (B20), the solutions of the G matrices with with IGG $SU(2)$ can be written as

$$\begin{aligned} G_{T_x}(x, y, \mu) &= \eta_y^y g_x, \quad G_{T_y}(x, y, \mu) = g_y \\ G_{C_4}(x, y, \mu) &= (\eta_{\sigma_x} \eta_{\sigma_y})^y \eta_y^{xy} g_{C_4}(\mu) \\ G_\sigma(x, y, \mu) &= \eta_{\sigma_x}^x \eta_{\sigma_y}^y g_\sigma(\mu) \\ G_{\mathcal{T}}(x, y, \mu) &= (-1)^{x+y} (-1)^\mu g_t \end{aligned} \quad (\text{B21})$$

To maintain the explicit $SU(2)$ canonical form given by Eq. (B1), the unit cell representation matrices must have the following forms

$$\begin{aligned} g_{C_4}(\mu) &= \eta_c(\mu) g_c \\ g_\sigma(\mu) &= \eta_\sigma(\mu) g_\sigma \end{aligned} \quad (\text{B22})$$

where $g_c, g_\sigma \in SU(2)$ and $\eta_c(\mu), \eta_\sigma(\mu) = \pm 1$. A sublattice dependent gauge transform of the form $W(x, y, \mu) = \eta(\mu) \tau^0$ enables one to fix some of these signs as

$$\eta_c(1) = \eta_c(2) = \eta_c(3) = +1, \quad \eta_c(4) = \eta_c \quad (\text{B23})$$

Also, given the freedom of choosing a global sign one can set $\eta_\sigma(1) = +1$. Furthermore, using Eq. (B19), additional fixing of signs can be achieved as $\eta_\sigma(2) = \eta_\sigma(4) = \eta_\sigma$ and $\eta_\sigma(3) = \eta_c$. We summarize the gauge inequivalent choices of $(g_{C_4}(\mu), g_\sigma(\mu))$ in Table I.

Appendix C: Derivation of $U(1)$ Algebraic Relations

In this section, we obtain the algebraic solutions of PSG with IGG $U(1)$. The canonical gauge will be such that all the elements of IGG point in a particular direction in a vector space spanned by Pauli matrices, for example, the τ^3 direction. Therefore, the IGG must take the following form:

$$\mathcal{G} = \{e^{i\theta\tau^3} \mid 0 \leq \theta \leq 2\pi\} \quad (\text{C1})$$

with the Ansätze expressed as

$$u_{ij} = i\chi_{ij}^0 \tau^0 + \chi_{ij}^3 \tau^3 \quad (\text{C2})$$

This form of the Ansätze suggests that the loop operators must be directed along the τ^3 direction. Now, the translational symmetric Ansätze demand that the loop operators connected by translations can vary, at most, by a sign [10], fixing the form of the loop operator to

$$P_{C_i} = (\tau^1)^{n_i} P_{C_0} (\tau^1)^{n_i}, \quad n_i = 0, 1 \quad (\text{C3})$$

where P_{C_i} is the loop operator corresponding to the loop C_i with the base point i when $n_i = 0$ and $P_{C_i} = P_{C_0}$. The corresponding gauge will be referred to as the uniform gauge.

Considering the generic case, i.e., for both $n_i = 0, 1$, we require a gauge transformation having a structure which preserves the canonical gauge form (C2) of the Ansätze.

This implies that the gauge structure must have either of the following forms in order to have non-vanishing Ansätze

$$G_{\mathcal{S}}(i) = g_3(\theta(i))(i\tau^1)^{n_{\mathcal{S}}} \quad (\text{C4})$$

where,

$$g_3(\theta) = e^{i\theta\tau^3} \quad (\text{C5})$$

and $n_{\mathcal{S}} = 0, 1$ with $\mathcal{S} \in \{T_x, T_y, C_4, \sigma, \mathcal{T}\}$.

Consequently, the gauge transformations corresponding to translation can have the following four sets of choices

$$G_{T_x}(i) = g_3(\theta_x(i)), \quad G_{T_y}(i) = g_3(\theta_y(i)) \quad (\text{C6})$$

$$G_{T_x}(i) = g_3(\theta_x(i))i\tau^1, \quad G_{T_y}(i) = g_3(\theta_y(i))i\tau^1 \quad (\text{C7})$$

$$G_{T_x}(i) = g_3(\theta_x(i))i\tau^1, \quad G_{T_y}(i) = g_3(\theta_y(i)) \quad (\text{C8})$$

$$G_{T_x}(i) = g_3(\theta_x(i)), \quad G_{T_y}(i) = g_3(\theta_y(i))i\tau^1 \quad (\text{C9})$$

where the last two sets are equivalent due to the C_4 symmetry of the lattice. Hence we need to consider a total of three sets of translational gauges.

Let us first proceed with the choice (C6). In this case, it is easy to check that the translational invariance of the loop operators implies:

$$\begin{aligned} P_{C_{i-\hat{x}}} &= G_{T_x}^{-1}(i)P_{C_i}G_{T_x}(i) = P_{C_i} \\ P_{C_{i-\hat{y}}} &= G_{T_y}^{-1}(i)P_{C_i}G_{T_y}(i) = P_{C_i} \end{aligned} \quad (\text{C10})$$

thus corresponding to a uniform gauge. Furthermore, we notice that a local gauge transformation of the form $W_i = g_3(\phi_i)$ preserves the canonical form (C2) of the Ansätze, and the resulting PSG stays in its canonical gauge. This gauge freedom also allows us to fix G_{T_x}, G_{T_y} to

$$\theta_y(x, y, \mu) = \theta_y, \quad \theta_y(x, 0, \mu) = \theta_x \quad (\text{C11})$$

With the help of this simplification, the condition (A7) gives

$$G_{T_x}^{-1}(x, y+1, \mu)G_{T_x}(x, y, \mu) = g_3(\phi) \quad (\text{C12})$$

whose solution can be written as

$$\begin{aligned} G_{T_x}(x, y, \mu) &= g_3(y\phi + \theta_x) \\ G_{T_y}(x, y, \mu) &= g_3(\theta_y) \end{aligned} \quad (\text{C13})$$

Now, let us consider the choice (C7). The translational invariance of the loop operators implies

$$\begin{aligned} P_{C_{i-\hat{x}}} &= G_{T_x}^{-1}(i)P_{C_i}G_{T_x}(i) = \tau^1 P_{C_i} \tau^1 \\ P_{C_{i-\hat{y}}} &= G_{T_y}^{-1}(i)P_{C_i}G_{T_y}(i) = \tau^1 P_{C_i} \tau^1 \end{aligned} \quad (\text{C14})$$

This means the loops connected by both T_x and T_y change their signs. With the help of (C11) the condition (A7) simplifies to

$$\begin{aligned} \tau^1 G_{T_x}^{-1}(x, y+1, \mu) \tau^1 G_{T_x}(x, y, \mu) &= g_3(\phi) \\ \implies \theta_x(x, y+1, \mu) + \theta_x(x, y, \mu) &= \phi \end{aligned} \quad (\text{C15})$$

This leads to the following solution

$$G_{T_x}(x, y, \mu) = g_3((-1)^y \theta(i))i\tau^1 \quad (\text{C16})$$

where the $\theta(i)$ satisfies

$$\theta(x, y, \mu) - \theta(x, y-1, \mu) = (-1)^y \phi \quad (\text{C17})$$

The solution which satisfies the above equation is given by

$$\theta(x, y, \mu) = \phi_x + (-1)^y \theta_x \quad (\text{C18})$$

Hence,

$$G_{T_x}(x, y, \mu) = g_3((-1)^y \phi_x + \theta_x)i\tau^1 \quad (\text{C19})$$

Following a gauge transformation, $W_i = g_3((-1)^y \phi_x/2)$, the final solution can be written as

$$\begin{aligned} G_{T_x}(x, y, \mu) &= g_3(\theta_x)i\tau^1 \\ G_{T_y}(x, y, \mu) &= g_3(\theta_y)i\tau^1 \end{aligned} \quad (\text{C20})$$

Let us now proceed with the case (C8), where translational invariance implies

$$\begin{aligned} P_{C_{i-\hat{x}}} &= G_{T_x}^{-1}(i)P_{C_i}G_{T_x}(i) = \tau^1 P_{C_i} \tau^1 \\ P_{C_{i-\hat{y}}} &= G_{T_y}^{-1}(i)P_{C_i}G_{T_y}(i) = P_{C_i} \end{aligned} \quad (\text{C21})$$

This implies that the loops connected by T_x differ in their signs while the signs do not differ for loops connected by T_y . However, such a choice is not compatible with the C_4 symmetry as can be readily seen from Eq. (A8), and thus this case need not be pursued.

We now study how a generalized translational symmetric Ansätze looks like in the cases given by Eqs. (C13) and (C20). For the uniform gauge [Eq. (C13)], the Ansatz on the bond connecting sites $i(x_i, y_i, \mu)$ and $j(x_j, y_j, \nu)$ has the form

$$u_{ij} = i\lambda_{ij}g_3(-x_i y_{ij}\phi + \xi_{ij}), \quad y_{ij} = y_j - y_i \quad (\text{C22})$$

In order to realize such an Ansätze on a lattice, ϕ must have the form $\phi = (p/q)\pi$ where p and q are integers. We divide this case into three classes $U1A$, $U1B$ and $U(p, q)$ similar to the convention adopted in Ref. [10]. $U1A$ corresponds to $\phi = 0$, $U1B$ corresponds to $p = q$, i.e., $\phi = \pi$ and $U(p, q)$ represents generic choices of ϕ , i.e., $p \neq 0$, $p \neq q$. The complete classification of $U(p, q)$ type PSGs falls beyond the scope of this work, however, for any generic rational fraction $p/q \in (0, 1)$, there will exist at least one mean-field Ansatz with $(p/q)\pi$

flux threading the plaquettes [10]. We denote the class with the translational gauge given by Eq. (C20) by $U1C$.

We now find the gauge transformations corresponding to the symmetry operations σ, C_4, \mathcal{T} corresponding to the classes $U1A$ and $U1B$ for which the translational gauges are given by

$$\begin{aligned} G_{T_x}(x, y, \mu) &= \eta_y^y g_3(\theta_x) \\ G_{T_y}(x, y, \mu) &= g_3(\theta_y) \end{aligned} \quad (C23)$$

$n_y^y = \pm 1$ correspond to $U1A$ and $U1B$, respectively.

The relation (A10) gives

$$\begin{aligned} G_{\mathcal{T}}^{-1}(x+1, y, \mu) G_{\mathcal{T}}(x, y, \mu) &\in U(1) \\ G_{\mathcal{T}}^{-1}(x, y+1, \mu) G_{\mathcal{T}}(x, y, \mu) &\in U(1) \end{aligned} \quad (C24)$$

This implies the solutions

$$G_{\mathcal{T}}(x, y, \mu) = g_3(x\phi_x^t + y\phi_y^t + \theta_t^\mu), \quad g_3(x\phi_x^t + y\phi_y^t + \theta_t^\mu) i\tau^1 \quad (C25)$$

which after the imposition of the third condition of Eq. (A12), become

$$G_{\mathcal{T}}(x, y, \mu) = \eta_{tx}^x \eta_{ty}^y g_3(\theta_t^\mu), \quad g_3(x\phi_x^t + y\phi_y^t + \theta_t^\mu) i\tau^1 \quad (C26)$$

Similarly, conditions (A9) and (A8) become

$$\begin{aligned} G_{\sigma}^{-1}(x+1, y, \mu) G_{\sigma}(x, y, \mu) &\in U(1) \\ G_{\sigma}^{-1}(x, y+1, \mu) G_{\sigma}(x, y, \mu) &\in U(1) \end{aligned} \quad (C27)$$

$$\begin{aligned} \eta_y^y G_{C_4}^{-1}(x+1, y, \mu) G_{C_4}(x, y, \mu) &\in U(1) \\ \eta_y^x G_{C_4}^{-1}(x, y+1, \mu) G_{C_4}(x, y, \mu) &\in U(1) \end{aligned} \quad (C28)$$

These lead to the following solutions

$$\begin{aligned} G_{\sigma}(x, y, \mu) &= g_3(x\phi_{\sigma}^x + y\phi_{\sigma}^y + \theta_{\sigma}^\mu), \quad g_3(x\phi_{\sigma}^x + y\phi_{\sigma}^y + \theta_{\sigma}^\mu) i\tau^1 \\ G_{C_4}(x, y, \mu) &= \eta_y^{xy} g_3(x\phi_c^x + y\phi_c^y + \theta_c^\mu), \\ &\quad \eta_y^{xy} g_3(x\phi_c^x + y\phi_c^y + \theta_c^\mu) i\tau^1 \end{aligned} \quad (C29)$$

Without affecting the form of the translational gauges, one can perform a gauge transformation of the form $W(x, y, \mu) = g_3(x\zeta_x + y\zeta_y)$ which transforms this into

$$\begin{aligned} G_{\sigma}(x, y, \mu) &= g_3(x\phi_{\sigma} + \theta_{\sigma}^\mu), \quad g_3(y\phi_{\sigma} + \theta_{\sigma}^\mu) i\tau^1 \\ G_{C_4}(x, y, \mu) &= \eta_y^{xy} g_3(y\phi_c + \theta_c^\mu), \quad \eta_y^{xy} g_3(y\phi_c + \theta_c^\mu) i\tau^1 \end{aligned} \quad (C30)$$

The above solutions, with the help of the first two conditions of Eq. (A12), take the forms

$$\begin{aligned} G_{\sigma}(x, y, \mu) &= \eta_{\sigma x}^x g_3(\theta_{\sigma}^\mu), \quad \eta_{\sigma y}^y g_3(\theta_{\sigma}^\mu) i\tau^1 \\ G_{C_4}(x, y, \mu) &= \eta_y^{xy} g_3(y\phi_c + \theta_c^\mu), \quad \eta_y^{xy} g_3(y\phi_c + \theta_c^\mu) i\tau^1 \end{aligned} \quad (C31)$$

Now, the interrelation (A11) between C_4 and σ fixes ϕ_c . Also, the interrelation between C_4 and \mathcal{T} fixes $\eta_{tx} = \eta_{ty} = \eta_t$, and the solution thus becomes

$$G_{\mathcal{T}}(x, y, \mu) = \eta_t^{x+y} g_3(\theta_t^\mu), \quad \eta_t^{x+y} g_3(\theta_t^\mu) i\tau^1 \quad (C32)$$

To obtain a nonvanishing time-reversal symmetric Ansätze on J and J' bonds we need to fix $n_t = -1$, $\theta_t^\mu = (-1)^\mu \theta_t$ for the first case i.e., $n_{\mathcal{T}} = 0$. Therefore, the PSGs for classes $U1A$ and $U1B$ are given by

$$\begin{aligned} &U1(A/B)000(0/1) : \\ &G_{T_x}(x, y, \mu) = \eta_y^y g_3(\theta_x), \quad G_{T_y}(x, y, \mu) = g_3(\theta_y) \\ &G_{\sigma}(x, y, \mu) = \eta_{\sigma x}^x g_3(\theta_{\sigma}^\mu) \\ &G_{C_4}(x, y, \mu) = \eta_{\sigma x}^y \eta_y^{xy} g_3(\theta_c^\mu) \\ &G_{\mathcal{T}}(x, y, \mu) = (-1)^{x+y} (-1)^\mu g_3(\theta_t), \quad \eta_t^{x+y} g_3(\theta_t^\mu) i\tau^1 \end{aligned} \quad (C33)$$

$$\begin{aligned} &U1(A/B)001(0/1) : \\ &G_{T_x}(x, y, \mu) = \eta_y^y g_3(\theta_x), \quad G_{T_y}(x, y, \mu) = g_3(\theta_y) \\ &G_{\sigma}(x, y, \mu) = \eta_{\sigma x}^x g_3(\theta_{\sigma}^\mu) \\ &G_{C_4}(x, y, \mu) = \eta_{\sigma x}^y \eta_y^{xy} g_3(\theta_c^\mu) i\tau^1 \\ &G_{\mathcal{T}}(x, y, \mu) = (-1)^{x+y} (-1)^\mu g_3(\theta_t), \quad \eta_t^{x+y} g_3(\theta_t^\mu) i\tau^1 \end{aligned} \quad (C34)$$

$$\begin{aligned} &U1(A/B)010(0/1) : \\ &G_{T_x}(x, y, \mu) = \eta_y^y g_3(\theta_x), \quad G_{T_y}(x, y, \mu) = g_3(\theta_y) \\ &G_{\sigma}(x, y, \mu) = \eta_{\sigma y}^y g_3(\theta_{\sigma}^\mu) i\tau^1 \\ &G_{C_4}(x, y, \mu) = \eta_{\sigma y}^x \eta_y^{xy} g_3(\theta_c^\mu) \\ &G_{\mathcal{T}}(x, y, \mu) = (-1)^{x+y} (-1)^\mu g_3(\theta_t), \quad \eta_t^{x+y} g_3(\theta_t^\mu) i\tau^1 \end{aligned} \quad (C35)$$

$$\begin{aligned} &U1(A/B)011(0/1) : \\ &G_{T_x}(x, y, \mu) = \eta_y^y g_3(\theta_x), \quad G_{T_y}(x, y, \mu) = g_3(\theta_y) \\ &G_{\sigma}(x, y, \mu) = \eta_{\sigma y}^y g_3(\theta_{\sigma}^\mu) i\tau^1 \\ &G_{C_4}(x, y, \mu) = \eta_{\sigma y}^x \eta_y^{xy} g_3(\theta_c^\mu) i\tau^1 \\ &G_{\mathcal{T}}(x, y, \mu) = (-1)^{x+y} (-1)^\mu g_3(\theta_t), \quad \eta_t^{x+y} g_3(\theta_t^\mu) i\tau^1 \end{aligned} \quad (C36)$$

Similarly, for class $U1C$, i.e., for the translational gauges given by $G_{T_x}(x, y, \mu) = g_3(\theta_x) i\tau^1$, $G_{T_y}(x, y, \mu) = g_3(\theta_y) i\tau^1$, the algebraic PSGs can be obtained. Employing these translational gauges, condition (A10) reads as

$$\begin{aligned} \tau^1 G_{\mathcal{T}}^{-1}(x+1, y, \mu) \tau^1 G_{\mathcal{T}}(x, y, \mu) &\in U(1) \\ \tau^1 G_{\mathcal{T}}^{-1}(x, y+1, \mu) \tau^1 G_{\mathcal{T}}(x, y, \mu) &\in U(1). \end{aligned} \quad (C37)$$

After substituting the general solution $G_{\mathcal{T}}(x, y, \mu) = g_3(\theta_{\mathcal{T}}(x, y, z)) (i\tau^1)^{n_{\mathcal{T}}}$ we get

$$\begin{aligned} (-)^{n_{\mathcal{T}}} [\theta_{\mathcal{T}}(x+1, y, \mu) + \theta_{\mathcal{T}}(x, y, \mu)] &= \phi_{\mathcal{T}} \\ (-)^{n_{\mathcal{T}}} [\theta_{\mathcal{T}}(x, y+1, \mu) + \theta_{\mathcal{T}}(x, y, \mu)] &= \phi_{\mathcal{T}} \end{aligned} \quad (C38)$$

where $n_{\mathcal{T}} = 0, 1$. From the above equation we find two possible solution of $\theta_{\mathcal{T}}(x, y, \mu)$,

$$\begin{aligned} \theta_{\mathcal{T}}(x, y, \mu) &= (-)^{x+y} \phi_{\mathcal{T}} + \theta_{\mathcal{T}}^\mu, \\ &\quad (-)^{x+y} \phi_{\mathcal{T}} + x\pi + \theta_{\mathcal{T}}^\mu \end{aligned} \quad (C39)$$

By imposing the third condition of Eq. (A12), we obtain the following solution for $G_{\mathcal{T}}$.

$$\begin{aligned} G_{\mathcal{T}}(x, y, \mu) &= \eta_{xt}^x \eta_{yt}^y g_3(\theta_{\mathcal{T}}^\mu), \\ g_3((-)^{x+y} \phi_{\mathcal{T}} + \theta_{\mathcal{T}}^\mu) i\tau^1, \\ g_3((-)^{x+y} \phi_{\mathcal{T}} + x\pi + \theta_{\mathcal{T}}^\mu) i\tau^1 \end{aligned} \quad (C40)$$

where $\eta_{xt}, \eta_{yt} = \pm 1$. Now conditions (A9) and (A8) take the following forms,

$$\begin{aligned} G_{\sigma}^{-1}(x-1, y, \mu) \tau^1 G_{\sigma}(x, y, \mu) \tau^1 &\in U(1) \\ G_{\sigma}^{-1}(x, y, \mu) \tau^1 G_{\sigma}(x, y-1, \mu) \tau^1 &\in U(1). \end{aligned} \quad (C41)$$

and

$$\begin{aligned} \tau^1 G_{C_4}^{-1}(x+1, y, \mu) \tau^1 G_{C_4}(x, y, \mu) &\in U(1) \\ \tau^1 G_{C_4}^{-1}(x, y+1, \mu) \tau^1 G_{C_4}(x, y, \mu) &\in U(1). \end{aligned} \quad (C42)$$

The solutions have the general forms $G_{\sigma}(x, y, \mu) = g_3(\theta_{\sigma}(x, y, z))(i\tau^1)^{n_{\sigma}}$ and $G_{C_4}(x, y, \mu) = g_3(\theta_{C_4}(x, y, z))(i\tau^1)^{n_{C_4}}$ where $n_{\sigma}, n_{C_4} = 0, 1$. Similar to time reversal phase, in these two cases also the solutions can be written as :

$$\begin{aligned} \theta_{\sigma}(x, y, \mu) &= (-)^{x+y} \phi_{\sigma} + \theta_{\sigma}^{\mu}, \\ &(-)^{x+y} \phi_{\sigma} + x\pi + \theta_{\sigma}^{\mu} \end{aligned} \quad (C43)$$

and

$$\begin{aligned} \theta_{C_4}(x, y, \mu) &= (-)^{x+y} \phi_c + \theta_c^{\mu}, \\ &(-)^{x+y} \phi_c + x\pi + \theta_c^{\mu}. \end{aligned} \quad (C44)$$

Now applying the cyclic condition (A12) for σ we obtain

$$\begin{aligned} G_{\sigma}(x, y, \mu) &= \eta_{\sigma x}^x \eta_{\sigma y}^y g_3(\theta_{\sigma}^{\mu}), \\ g_3((-)^{x+y} \phi_{\sigma} + \theta_{\sigma}^{\mu}) i\tau^1, \\ g_3((-)^{x+y} \phi_{\sigma} + x\pi + \theta_{\sigma}^{\mu}) i\tau^1 \end{aligned} \quad (C45)$$

where $\eta_{\sigma x}, \eta_{\sigma y} = \pm 1$. Similarly, the cyclic condition for C_4 [Eq. (A12)] imposes no constraint on ϕ_c for $n_{C_4} = 1$, but for $n_{C_4} = 0$ $\phi_c = \frac{m\pi}{4}$ where m is any integer. Thus, for C_4 the solution can be written as

$$\begin{aligned} G_{C_4}(x, y, \mu) &= \eta_{cx}^x \eta_{cy}^y g_3((-)^{x+y} \frac{m\pi}{4} + \theta_c^{\mu}), \\ g_3((-)^{x+y} \phi_c + \theta_c^{\mu}) i\tau^1, \\ g_3((-)^{x+y} \phi_c + \theta_c^{\mu}) i\tau^1. \end{aligned} \quad (C46)$$

In the obtained solutions all the parameters are not independent. The fixing of gauges can further be carried out using the conditions given by Eq. (A11) and then following some appropriate local gauge transformations the complete PSG solutions corresponding to IGG $U(1)$ are given in the Eqs. (28), (29), (30), (31) and (32). Furthermore, the choices of the $U(1)$ phases θ_c^{μ} and θ_{σ}^{μ} are not independent and arbitrary. They can be further fixed upon imposing the symmetry conditions given by Eqs. (A11) and (A12). The choices are summarized in Table II.

Appendix D: Derivation of \mathbb{Z}_2 Algebraic Relations

In this section, we derive the algebraic solutions for PSG considering IGG \mathbb{Z}_2 . In this case, the Ansatz has the generalized form [Eq. (7)] consisting of real hopping and real pairing terms.

Let us first find the gauge transformation associated with the translational symmetry operators T_x, T_y . By exploiting local $SU(2)$ gauge symmetry $G_S(i) \rightarrow \tilde{G}_S(i) = W_i^\dagger G_S(i) W_{S^{-1}(i)}$, $W_i \in SU(2)$, we can always fix the translational gauges as following

$$G_{T_x}(x, 0, \mu) = G_{T_y}(x, y, \mu) = \tau^0. \quad (D1)$$

Now, we need to fix $G_{T_x}(x, y, \mu)$ for $y \neq 0$ sites. This can be done by substituting (D1) in the condition (A7) leading to

$$\begin{aligned} G_{T_x}(x, y, \mu) G_{T_y}(x-1, y, \mu) \\ G_{T_x}^{-1}(x, y-1, \mu) G_{T_y}^{-1}(x, y, \mu) &= \eta_y \tau^0 \\ \Rightarrow G_{T_x}(x, y, \mu) &= \eta_y G_{T_x}(x, y-1, \mu) \end{aligned} \quad (D2)$$

The solution of the above equation is given by $G_{T_x}(x, y, \mu) = \eta_y^y G_{T_x}(x, 0, \mu) = \eta_y^y \tau^0$. Now, we shall use the above result to find the projective solutions of point group symmetry generators $G_{C_4}, G_{\sigma}, G_{\mathcal{T}}$ using the conditions given by Eqs. (A8), (A9), (A10), (A12) and (A11).

The condition given by Eq. (A9) relating the C_4 and $T_{x/y}$ results in

$$\begin{aligned} G_{T_y}(x, y, \mu) G_{C_4}^{-1}(-y+1, x, \mu+1) \\ G_{T_x}(-y+1, x, \mu+1) G_{C_4}(-y, x, \mu+1) &= \eta_{cx} \tau^0 \\ G_{T_x}^{-1}(x+1, y, \mu) G_{C_4}^{-1}(-y, x+1, \mu+1) \\ G_{T_y}(-y+1, x+1, \mu+1) G_{C_4}(-y, x, \mu+1) &= \eta_{cy} \tau^0. \end{aligned} \quad (D3)$$

which on substitution of $G_{T_{x/y}}$ give

$$\begin{aligned} G_{C_4}(x, y, \mu) &= \eta_{cx} \eta_y^y G_{C_4}(x-1, y, \mu) \\ G_{C_4}(x, y, \mu) &= \eta_{cy} \eta_x^x G_{C_4}(x, y-1, \mu). \end{aligned} \quad (D4)$$

The above two equations can be combined into the algebraic solution for G_{C_4}

$$G_{C_4}(x, y, \mu) = \eta_{cx}^x \eta_{cy}^y \eta_y^{xy} g_{C_4}(\mu) \quad (D5)$$

where $g_{C_4}(\mu) = G_{C_4}(0, 0, \mu) \in SU(2)$. Similarly, for G_{σ}

from condition (A9),

$$\begin{aligned}
& G_\sigma^{-1}(x, -y, 1/3) G_{T_x}^{-1}(x+1, -y, 1/3) \\
& G_\sigma(x+1, -y, 1/3) G_{T_x}(x+1, y, 1/3) = \eta_{\sigma_x} \tau^0 \\
& G_\sigma^{-1}(x, -y, 1/3) G_{T_y}(x, -y, 1/3) \\
& G_\sigma(x, -y-1, 1/3) G_{T_y}(x, y+1, 1/3) = \eta_{\sigma_y} \tau^0 \\
& \text{and} \\
& G_\sigma^{-1}(x, -y, 4/2) G_{T_x}^{-1}(x+1, -y, 4/2) \\
& G_\sigma(x+1, -y, 4/2) G_{T_x}(x+1, y, 2/4) = \eta_{\sigma_x} \tau^0 \\
& G_\sigma^{-1}(x, -y, 4/2) G_{T_y}(x, -y, 4/2) \\
& G_\sigma(x, -y-1, 4/2) G_{T_y}(x, y+1, 2/4) = \eta_{\sigma_y} \tau^0 \\
& \implies G_\sigma(x, y, \mu) = \eta_{\sigma_x} G_\sigma(x-1, y, \mu) \\
& \quad \& G_\sigma(x, y, \mu) = \eta_{\sigma_y} G_\sigma(x, y-1, \mu)
\end{aligned} \tag{D6}$$

which results in the solution of G_σ ,

$$G_\sigma(x, y, \mu) = \eta_{\sigma_x}^x \eta_{\sigma_y}^y g_\sigma(\mu) \tag{D7}$$

Similarly, the solutions can be obtained for the remaining point group generators σ, \mathcal{T}

$$\begin{aligned}
& G_{T_x}^{-1}(x+1, y, \mu) G_{T_x}^{-1}(x+1, y, \mu) \\
& G_{T_x}(x+1, y, \mu) G_{\mathcal{T}}(x, y, \mu) = \eta_{tx} \tau^0 \\
& G_{T_y}^{-1}(x, y+1, \mu) G_{T_y}^{-1}(x, y+1, \mu) \\
& G_{T_y}(x, y+1, \mu) G_{\mathcal{T}}(x, y, \mu) = \eta_{ty} \tau^0 \\
& \implies G_{\mathcal{T}}(x, y, \mu) = \eta_{tx} G_{\mathcal{T}}(x-1, y, \mu) \\
& \quad \text{and } G_{\mathcal{T}}(x, y, \mu) = \eta_{ty} G_{\mathcal{T}}(x, y-1, \mu)
\end{aligned} \tag{D8}$$

which get combined to give

$$G_{\mathcal{T}}(x, y, \mu) = \eta_{tx}^x \eta_{ty}^y g_{\mathcal{T}}(\mu) \tag{D9}$$

Now, to find the unit cell PSG representation matrices $g_{C_4}, g_\sigma, g_{\mathcal{T}}$ we need to find the relations among them using the algebraic relations among the point group generators given in Eq. (A11). The relation relating C_4 and σ gives following relations:

$$\begin{aligned}
& g_{C_4}(\mu+1) g_\sigma(\mu) g_{C_4}(\bar{\mu}) = \pm g_\sigma(\mu+1), \\
& \eta_{cx} \eta_{cy} = \eta_{\sigma_x} \eta_{\sigma_y},
\end{aligned} \tag{D10}$$

Similarly, for $S = C_4, \sigma, \mathcal{T}S = S\mathcal{T}$ leads to following relations

$$\begin{aligned}
& g_{C_4}(\mu) g_{\mathcal{T}}(\mu-1) = \pm g_{\mathcal{T}}(\mu) g_{C_4}(\mu), \\
& g_\sigma(\mu) g_{\mathcal{T}}(\bar{\mu}) = \pm g_{\mathcal{T}}(\mu) g_\sigma(\mu), \\
& \eta_{tx} \eta_{ty} = 1, \implies \eta_{tx} = \eta_{ty} = \eta_{\mathcal{T}}(\text{say})
\end{aligned} \tag{D11}$$

Another three relations also can be constructed using the cyclic nature (condition (A12)) of the point group operations:

$$\prod_{\mu=1}^4 g_{C_4}(\mu) = \pm \tau^0, \quad g_\sigma(\bar{\mu}) g_\sigma(\mu) = \pm \tau^0, \quad [g_{\mathcal{T}}(\mu)]^2 = \pm \tau^0 \tag{D12}$$

All these algebraic solutions are combined in Eq. (60) after applying a local gauge transformation $W(x, y, \mu) = \eta^x \tau^0$ where $\eta = \pm 1$. This transformation allows further fixing of η_{cx} and η_{cy} and thus we obtained the particular form of G_{C_4} given in Eq. (60).

Appendix E: Construction of short-range mean-field Ansätze

Once we are equipped with all the solutions for algebraic PSG solutions, using the condition (11) we can obtain the mean-field Ansätze which can be realized on the square-octagon lattice. We introduce a concise notation for the links (u_{ij}) on all bonds in a reference unit cell such as $(x, y) = (0, 0)$ as follows.

$$\begin{aligned}
& \text{On } J\text{-bonds: } u_{(0,0,3),(1,0,1)} = u_{31}, \quad u_{(0,0,4),(0,1,2)} = u_{42}. \\
& \text{On } J'\text{-bonds: } u_{(0,0,1),(0,0,2)} = u'_{12}, \quad u_{(0,0,2),(0,0,3)} = u'_{23}, \\
& \quad u_{(0,0,3),(0,0,4)} = u'_{34}, \quad u_{(0,0,4),(0,0,1)} = u'_{41}. \\
& \text{On } J_d\text{-bonds: } u_{(0,0,1),(0,0,3)} = u^d_{13}, \quad u_{(0,0,2),(0,0,4)} = u^d_{24}.
\end{aligned} \tag{E1}$$

All other links can be obtained from the above-mentioned links by the application of translations. The reference bonds given by Eq. (E1) cannot be chosen arbitrarily. There always exists a nontrivial element of the point group \mathcal{O} which imposes a condition that may leave a link invariant or exchange the pair of sites associated with the link, i.e., $\mathcal{O}(u_{ij}) \rightarrow u_{ij}$ or $\mathcal{O}(u_{ij}) \rightarrow u_{ji} = u_{ij}^\dagger$. Also, there are many symmetry elements which connect different links. In the following, we enlisted such symmetry conditions.

Conditions for the Ansätze on J bonds

$$\begin{aligned}
& T_x C_4^2 : u_{31} \rightarrow u_{31}^\dagger, \\
& T_y C_4^2 : u_{42} \rightarrow u_{42}^\dagger, \\
& C_4 : u_{31} \rightarrow u_{42} \\
& \sigma : u_{31} \rightarrow u_{31}, \\
& T_y \sigma : u_{42} \rightarrow u_{42}^\dagger.
\end{aligned} \tag{E2}$$

Conditions for the Ansätze on J' bonds

$$\begin{aligned}
& \sigma C_4^3 : u'_{12} \rightarrow (u'_{12})^\dagger; \quad u'_{34} \rightarrow (u'_{34})^\dagger, \\
& \sigma C_4 : u'_{23} \rightarrow (u'_{23})^\dagger; \quad u'_{41} \rightarrow (u'_{41})^\dagger, \\
& C_4 : u'_{12} \rightarrow u'_{23}, \quad u'_{23} \rightarrow u'_{34}, \quad u'_{34} \rightarrow u'_{41}.
\end{aligned} \tag{E3}$$

Conditions for the Ansätze on J_d bonds

$$\begin{aligned}
& C_4^2 : u^d_{13} \rightarrow (u^d_{13})^\dagger; \quad u^d_{24} \rightarrow (u^d_{24})^\dagger \\
& \sigma : u^d_{13} \rightarrow u^d_{13}; \quad u^d_{24} \rightarrow (u^d_{24})^\dagger, \\
& C_4 : u^d_{13} \rightarrow u^d_{24}; \quad u^d_{24} \rightarrow (u^d_{1,3})^\dagger
\end{aligned} \tag{E4}$$

Incorporating projective construction (11), the above relations can be written as follows

Conditions for the Ansätze on J bonds:

$$\begin{aligned}
G_{C_4}^\dagger(0,0,4)G_{C_4}^\dagger(0,0,1)G_{T_x}^\dagger(1,0,1)u_{31}^\dagger G_{T_x}(0,0,3)G_{C_4}(-1,0,3)G_{C_4}(0,1,2) &= u_{31} \\
G_{C_4}^\dagger(0,0,1)G_{C_4}^\dagger(0,0,2)G_{T_y}^\dagger(0,1,2)u_{42}^\dagger G_{T_y}(0,0,4)G_{C_4}(0,-1,4)G_{C_4}(-1,0,3) &= u_{42} \\
G_{C_4}^\dagger(0,0,4)u_{42}G_{C_4}(0,1,2) &= u_{31}, \quad G_\sigma^\dagger(0,0,3)u_{31}G_\sigma(1,0,1) = u_{31} \\
G_\sigma^\dagger(0,0,2)G_{T_y}^\dagger(0,0,4)u_{42}^\dagger G_{T_y}(0,1,2)G_\sigma(0,-1,4) &= u_{42}
\end{aligned} \tag{E5}$$

Conditions for the Ansätze on J' bonds

$$\begin{aligned}
G_{C_4}^\dagger(0,0,2)G_{C_4}^\dagger(0,0,3)G_{C_4}^\dagger(0,0,4)G_\sigma^\dagger(0,0,2)(u_{12}^\dagger)^\dagger G_\sigma(0,0,1)G_{C_4}(0,0,1)G_{C_4}(0,0,4)G_{C_4}(0,0,3) &= u_{12}' \\
G_{C_4}^\dagger(0,0,4)G_{C_4}^\dagger(0,0,1)G_{C_4}^\dagger(0,0,2)G_\sigma^\dagger(0,0,4)(u_{12}^\dagger)^\dagger G_\sigma(0,0,3)G_{C_4}(0,0,3)G_{C_4}(0,0,2)G_{C_4}(0,0,1) &= u_{34}' \\
G_{C_4}^\dagger(0,0,3)G_\sigma^\dagger(0,0,3)(u_{23}^\dagger)^\dagger G_\sigma(0,0,2)G_{C_4}(0,0,4) &= u_{23}' \\
G_{C_4}^\dagger(0,0,1)G_\sigma^\dagger(0,0,1)(u_{41}^\dagger)^\dagger G_\sigma(0,0,4)G_{C_4}(0,0,2) &= u_{41}' \\
G_{C_4}^\dagger(0,0,2)u_{23}'G_{C_4}(0,0,3) = u_{12}', \quad G_{C_4}^\dagger(0,0,3)u_{34}'G_{C_4}(0,0,4) = u_{23}', \quad G_{C_4}^\dagger(0,0,4)u_{41}'G_{C_4}(0,0,1) &= u_{34}'.
\end{aligned} \tag{E6}$$

Conditions for the Ansätze on J_d bonds

$$\begin{aligned}
G_{C_4}^\dagger(0,0,2)G_{C_4}^\dagger(0,0,3)(u_{13}^d)^\dagger G_{C_4}(0,0,1)G_{C_4}(0,0,4) &= u_{13}^d \\
G_{C_4}^\dagger(0,0,3)G_{C_4}^\dagger(0,0,4)(u_{24}^d)^\dagger G_{C_4}(0,0,1)G_{C_4}(0,0,2) &= u_{24}^d \\
G_{C_4}^\dagger(0,0,2)u_{24}^d G_{C_4}(0,0,4) = u_{13}^d, \quad G_\sigma^\dagger(0,0,1)u_{13}^d G_\sigma(0,0,3) = u_{13}^d, \quad G_\sigma^\dagger(0,0,4)(u_{24}^d)^\dagger G_\sigma(0,0,2) &= u_{24}^d
\end{aligned} \tag{E7}$$

In addition to these, the condition for time-reversal reads as the follows

$$G_{\mathcal{T}}^\dagger(x, y, \mu)u_{(x,y,\mu),(x,y,\nu)}G_{\mathcal{T}}(x, y, \nu) = u_{(x,y,\mu),(x,y,\nu)} \tag{E8}$$

Let us now construct the Ansätze with IGG $SU(2)$ which can be realized in the square-octagon lattice. Since these Ansätze have the canonical form given by Eq. (B1), in order to define the link variables on the reference bonds we need to define in general 8 mean-field parameters given by χ_{31} , χ_{42} , χ'_{12} , χ'_{23} , χ'_{34} , χ'_{41} , χ_{13}^d and u_{24}^d . These parameters are not independent and must obey the aforementioned symmetry conditions. They can be fixed once the solutions (B21) are substituted in the Eqs. (E5), (E6), (E7), (E8).

From Eqs. (E5), (E6) we obtain the following three conditions given by Eqs. (E9), (E10), respectively.

$$\begin{aligned}
\eta_c \eta_{\sigma_x} \eta_{\sigma_y} &= -1 \\
\chi_{31} &= \eta_c \eta_{\sigma_x} \eta_{\sigma_y} u_{42} \\
\eta_c \eta_{\sigma_x} &= 1, \quad \eta_{\sigma_y} = -1
\end{aligned} \tag{E9}$$

$$\begin{aligned}
\eta_\sigma &= -1 \\
u_{12}' = \chi'_{23} &= \eta_c u_{34}' = u_{12}'.
\end{aligned} \tag{E10}$$

Now imposing Eq. (E8) on J_d -bond links, we have

$$\chi_{13}^d = -\chi_{13}^d \implies \chi_{13}^d = 0. \tag{E11}$$

These conditions allow one to fix the link parameters on the reference bonds and upon applying translational

operations on these reference links give us u_{ij} on all other bonds. Notice that η_y does not appear in the above constraints. This indicates that the mean-field parameters are the same for both signs of η_y . However, they can differ by the signs of the parameter when one translates throughout the lattice. The projective implication of translations gives

$$\begin{aligned}
G_{T_x}^\dagger(x, y, \mu)u_{(x,y,\mu),(x',y',\nu)}G_{T_x}(x', y', \nu) &= u_{(x+1,y,\mu),(x'+1,y',\nu)} \\
G_{T_y}^\dagger(x, y, \mu)u_{(x,y,\mu),(x',y',\nu)}G_{T_y}(x', y', \nu) &= u_{(x,y+1,\mu),(x',y'+1,\nu)}
\end{aligned} \tag{E12}$$

Application of this on the reference bonds. i.e., $(x, y) = (x', y') = 0$ affects only the vertical J -bonds as following.

$$u_{(1,0,4),(1,1,2)} = \eta_y u_{42}. \tag{E13}$$

Thus, for $\eta_y = -1$, the vertical J -bond alters its sign when T_x operates on it, yielding, $u_{(x,y,4),(x,y+1,2)} = \eta_y^x u_{42}$ while all other parameters remain the same. In the following, we enumerate all such Ansätze.

Let us first consider the cases where there are non-vanishing amplitudes on both J and J' bonds. For that Eq. (E9) and Eq. (E10) give $\eta_{\sigma_y} = \eta_\sigma = -1$ and $\eta_{\sigma_x} = \eta_c$. So there are four such Ansätze among which two correspond to $\eta_y = +1$ and the other two correspond to $\eta_y = -1$. For $\eta_{\sigma_x} = \eta_c = 1$, we have

$$\begin{aligned}
u_{12}' = u_{23}' = u_{34}' = u_{41}' &= i\chi'\tau^0 \\
u_{31} = -u_{42} &= i\chi\tau^0
\end{aligned} \tag{E14}$$

We label this case by $SU2A01$ and $SU2B01$ for $\eta_y = +1$ and $\eta_y = -1$, respectively (labelling scheme is given by the Eq. (21)). Now, for $\eta_{\sigma_x} = \eta_c = -1$, we have

$$\begin{aligned} u'_{12} = u'_{23} = -u'_{34} = u'_{41} &= i\chi'\tau^0 \\ u_{31} = -u_{42} &= i\chi\tau^0 \end{aligned} \quad (E15)$$

We label this case by $SU2A11$ and $SU2B11$ for $\eta_y = +1$ and $\eta_y = -1$, respectively. Now, let us consider the case with $\eta_{\sigma_x} = +1$, $\eta_{\sigma_y} = -1$ and $\eta_{\sigma_z} = \eta_c = 1$. From Eq. (E10), $u'_{12} = u'_{23} = u'_{34} = u'_{41} = 0$, we have nonvanishing amplitudes only on J' -bonds. This corresponds to a dimerized state which we label as J -VBS and the Ansatz is given by

$$\begin{aligned} u'_{12} = u'_{23} = -u'_{34} = u'_{41} &= 0 \\ u_{31} = u_{42} &= i\chi\tau^0. \end{aligned} \quad (E16)$$

Now, let us consider the case with $\eta_{\sigma_y} = +1$, $\eta_{\sigma_x} = -1$ and $\eta_{\sigma_z} = \eta_c = 1$. Here, $\eta_{\sigma_y} = +1$ immediately sets the mean-field parameters on J -bonds. The Ansatz is given by

$$\begin{aligned} u'_{12} = u'_{23} = \eta_c u'_{34} = u'_{41} &= i\chi'\tau^0 \\ u_{31} = u_{42} &= 0. \end{aligned} \quad (E17)$$

We label the cases with $\eta_c = +1$ and $\eta_c = -1$ by $PRVB_1$ and $PRVB_2$, respectively. By a suitable gauge transformation given by Eq. (G1), all these cases take the form given in Sec. III A. Similarly, all Ansätze with IGG $SU(2)$ and $U(1)$ can be obtained using the conditions given in Eqs. (E5), (E6), (E7), (E8).

Appendix F: Fermionic Hamiltonians and spinon dispersions

When the mean-field Hamiltonian consists of only hopping terms, as in the case of $SU(2)$ spin liquids (within a suitable gauge), it can be expressed in Fourier space as follows

$$\mathbf{H}_{\text{mf}}(\mathbf{k}) = \Psi_{\mathbf{k}}^\dagger \mathbb{D}_{\mathbf{k}} \Psi_{\mathbf{k}} \quad (F1)$$

where we have used the vector $\Psi_{\mathbf{k}} = (f_{\mathbf{k},s,\uparrow}, f_{\mathbf{k},s,\downarrow})^T$, with s denoting the sublattice index. Since only singlet hopping terms are considered, the $\mathbb{D}_{\mathbf{k}}$ matrix is block diagonal, with the \uparrow and the \downarrow sectors being equal, i.e. $\mathbb{D}_{\mathbf{k}}^{\uparrow\uparrow} = \mathbb{D}_{\mathbf{k}}^{\downarrow\downarrow}$. Thus, the resulting spinon bands are doubly degenerate and the one-fermion-per-site constraint in the ground state is fulfilled by simply filling the lower half of the energy eigenstates. In the main text, when plotting the spinon bands of the fermionic Hamiltonians with only hopping terms, we show the eigenvalues of one of the blocks of the $\mathbb{D}_{\mathbf{k}}$ matrix.

In the presence of pairing terms, the matrix expression of Eq. (F1) is no longer suitable to describe the mean-field Hamiltonian. Therefore, one can resort to Nambu vectors of the form $\Psi_{\mathbf{k}} = (f_{\mathbf{k},s,\uparrow}, f_{-\mathbf{k},s,\downarrow}^\dagger)^T$, within which $\mathbb{D}_{\mathbf{k}}$

takes the form of a Bogoliubov-de Gennes Hamiltonian, resulting in eigenvalues which come in positive/negative pairs, i.e. $(\omega_{\mathbf{k},s,\uparrow}, -\omega_{-\mathbf{k},s,\downarrow})$. After a suitable Bogoliubov transformation, the Hamiltonian can be written in a diagonal form in terms of the Bogoliubov quasiparticle operators $d_{\mathbf{k},s,\uparrow}$ and $d_{\mathbf{k},s,\downarrow}$

$$\begin{aligned} \mathbf{H}_{\text{mf}} &= \sum_{\mathbf{k}} (\omega_{\mathbf{k},s,\uparrow} d_{\mathbf{k},s,\uparrow}^\dagger d_{\mathbf{k},s,\uparrow} - \omega_{-\mathbf{k},s,\downarrow} d_{-\mathbf{k},s,\downarrow} d_{-\mathbf{k},s,\downarrow}^\dagger) \\ &= \sum_{\mathbf{k}} (\omega_{\mathbf{k},s,\uparrow} d_{\mathbf{k},s,\uparrow}^\dagger d_{\mathbf{k},s,\uparrow} + \omega_{-\mathbf{k},s,\downarrow} d_{-\mathbf{k},s,\downarrow}^\dagger d_{-\mathbf{k},s,\downarrow}) \\ &\quad - \sum_{\mathbf{k}} \omega_{-\mathbf{k},s,\downarrow} \end{aligned} \quad (F2)$$

In the main text, when displaying the spinon bands for the fermionic Hamiltonians with hopping and pairing terms, we will plot only the positive quasiparticle energies for each momentum \mathbf{k} , similarly to the convention adopted in Ref. [66].

Appendix G: The different gauge dependent representations of the Ansätze

Due to the presence of $SU(2)$ gauge redundancy in the mean-field Hamiltonian of Eq. (5), any Ansatz may not be in the canonical form of the corresponding IGG. For example, one notices that all $SU(2)$ Ansätze in Sec. III A feature only real hopping terms though in the canonical form of $SU(2)$ Ansätze, only imaginary hopping terms are allowed. They can be brought back to their canonical form after affecting the following gauge transformation

$$\begin{aligned} W(x, y, \mu) &= g_3((x+y)\pi/2)W(\mu) \\ W(\mu) &= \{\tau^0, i\tau^3, -\tau^0, -i\tau^3\}. \end{aligned} \quad (G1)$$

Choosing to express an Ansatz in a particularly suitable gauge has the advantage of knowing its IGG manifestly and in determining whether it is symmetrically connected to other Ansätze.

Let us consider the Ansatz $U1C0_+01x0$ given by Eq. (39). To realize it one needs to consider an eight-site unit cell. However, $SU(2)$ gauge redundancy can be exploited to write it in a form of Eq. (40) which can be realized within a four site unit cell. The corresponding gauge transformation is given by

$$W(x, y, \mu) = g_2(-(-1)^{x+y+\mu}\pi/4) \quad (G2)$$

where, $g_2(\phi) = e^{i\phi\tau^2}$. The same gauge transformation can be utilized to transform Eq. (41) into the gauge invariant form Eq. (42). Similarly, the gauge transformations to write Eq. (43) in the form given by Eq. (44) is given by

$$\begin{aligned} W(x, y, \mu) &= g_1((x+y)\pi/4)W(\mu) \\ W(\mu) &= \{\tau^0, i\tau^1, \tau^0, i\tau^1\} \end{aligned} \quad (G3)$$

where, $g_1(\phi) = e^{i\phi\tau^1}$. Finally, the gauge transformation which transforms Eqs. (52), (53), (54) and (58) into the

simple form given by Eqs. (55), (56), (57) and (59) is

$$W(x, y, \mu) = g_1((x + y)\pi/4) \quad (\text{G4})$$

-
- [1] G. H. Wannier, Antiferromagnetism. The Triangular Ising Net, *Phys. Rev.* **79**, 357 (1950).
 - [2] J. Vannimenus and G. Toulouse, Theory of the frustration effect. II. Ising spins on a square lattice, *J. Phys. C: Solid State Phys.* **10**, L537 (1977).
 - [3] G. Toulouse, The frustration model, in *Modern Trends in the Theory of Condensed Matter*, edited by A. Pekalski and J. A. Przystawa (Springer Berlin Heidelberg, Berlin, Heidelberg, 1980) pp. 195–203.
 - [4] L. Balents, Spin liquids in frustrated magnets, *Nature* **464**, 199 (2010).
 - [5] R. Moessner and J. T. Chalker, Properties of a classical spin liquid: The heisenberg pyrochlore antiferromagnet, *Phys. Rev. Lett.* **80**, 2929 (1998).
 - [6] L. Savary and L. Balents, Quantum spin liquids: a review, *Rep. Prog. Phys.* **80**, 016502 (2016).
 - [7] Y. Zhou, K. Kanoda, and T.-K. Ng, Quantum spin liquid states, *Rev. Mod. Phys.* **89**, 025003 (2017).
 - [8] C. Broholm, R. J. Cava, S. A. Kivelson, D. G. Nocera, M. R. Norman, and T. Senthil, Quantum spin liquids, *Science* **367**, 6475 (2020).
 - [9] G. Misguich, Quantum spin liquids and fractionalization, in *Introduction to Frustrated Magnetism: Materials, Experiments, Theory*, edited by C. Lacroix, P. Mendels, and F. Mila (Springer Berlin Heidelberg, Berlin, Heidelberg, 2011) pp. 407–435.
 - [10] X.-G. Wen, Quantum orders and symmetric spin liquids, *Phys. Rev. B* **65**, 165113 (2002).
 - [11] A. A. Abrikosov, Electron scattering on magnetic impurities in metals and anomalous resistivity effects, *Physics* **2**, 5 (1965).
 - [12] D. J. J. Farnell, J. Schulenburg, J. Richter, and K. A. Gernoth, High-order coupled cluster calculations via parallel processing: An illustration for CaV_4O_9 , *Phys. Rev. B* **72**, 172408 (2005).
 - [13] D. J. J. Farnell, O. Götze, J. Richter, R. F. Bishop, and P. H. Y. Li, Quantum $s = \frac{1}{2}$ antiferromagnets on Archimedean lattices: The route from semiclassical magnetic order to nonmagnetic quantum states, *Phys. Rev. B* **89**, 184407 (2014).
 - [14] D. J. J. Farnell, O. Götze, J. Schulenburg, R. Zinke, R. F. Bishop, and P. H. Y. Li, Interplay between lattice topology, frustration, and spin quantum number in quantum antiferromagnets on Archimedean lattices, *Phys. Rev. B* **98**, 224402 (2018).
 - [15] D. J. J. Farnell, J. Richter, R. Zinke, and R. F. Bishop, High-Order Coupled Cluster Method (CCM) Calculations for Quantum Magnets with Valence-Bond Ground States, *J. Stat. Phys.* **135**, 175 (2009).
 - [16] K. Ueda, H. Kontani, M. Sigrist, and P. A. Lee, Plaquette Resonating-Valence-Bond Ground State of CaV_4O_9 , *Phys. Rev. Lett.* **76**, 1932 (1996).
 - [17] M. Troyer, H. Kontani, and K. Ueda, Phase Diagram of Depleted Heisenberg Model for CaV_4O_9 , *Phys. Rev. Lett.* **76**, 3822 (1996).
 - [18] M. Troyer, M. Imada, and K. Ueda, Critical Exponents of the Quantum Phase Transition in a Planar Antiferromagnet, *J. Phys. Soc. Jpn.* **66**, 2957 (1997).
 - [19] M. P. Gelfand, Z. Weihong, R. R. P. Singh, J. Oitmaa, and C. J. Hamer, Convergent Expansions for Properties of the Heisenberg Model for CaV_4O_9 , *Phys. Rev. Lett.* **77**, 2794 (1996).
 - [20] Z. Weihong, M. P. Gelfand, R. R. P. Singh, J. Oitmaa, and C. J. Hamer, Heisenberg models for CaV_4O_9 : Expansions about high-temperature, plaquette, Ising, and dimer limits, *Phys. Rev. B* **55**, 11377 (1997).
 - [21] M. Albrecht and F. Mila, Spin gap in CaV_4O_9 : A large- S approach, *Phys. Rev. B* **53**, R2945 (1996).
 - [22] S. V. Meshkov and D. Foerster, Two-dimensional $S = 1/2$ antiferromagnet on a plaquette lattice, *J. Phys.: Condens. Matter* **8**, 7917 (1996).
 - [23] A. Maity, Y. Iqbal, and S. Mandal, Competing orders in a frustrated Heisenberg model on the Fisher lattice, *Phys. Rev. B* **102**, 224404 (2020).
 - [24] L. Capriotti, F. Becca, A. Parola, and S. Sorella, Resonating Valence Bond Wave Functions for Strongly Frustrated Spin Systems, *Phys. Rev. Lett.* **87**, 097201 (2001).
 - [25] Y. Iqbal, F. Becca, and D. Poilblanc, Projected wave function study of \mathbb{Z}_2 spin liquids on the kagome lattice for the spin- $\frac{1}{2}$ quantum Heisenberg antiferromagnet, *Phys. Rev. B* **84**, 020407 (2011).
 - [26] Y. Iqbal, D. Poilblanc, and F. Becca, Vanishing spin gap in a competing spin-liquid phase in the kagome Heisenberg antiferromagnet, *Phys. Rev. B* **89**, 020407 (2014).
 - [27] Y. Iqbal, W.-J. Hu, R. Thomale, D. Poilblanc, and F. Becca, Spin liquid nature in the Heisenberg $J_1 - J_2$ triangular antiferromagnet, *Phys. Rev. B* **93**, 144411 (2016).
 - [28] W.-J. Hu, F. Becca, A. Parola, and S. Sorella, Direct evidence for a gapless \mathbb{Z}_2 spin liquid by frustrating Néel antiferromagnetism, *Phys. Rev. B* **88**, 060402 (2013).
 - [29] F. Ferrari and F. Becca, Spectral signatures of fractionalization in the frustrated heisenberg model on the square lattice, *Phys. Rev. B* **98**, 100405 (2018).
 - [30] T. Dodds, S. Bhattacharjee, and Y. B. Kim, Quantum spin liquids in the absence of spin-rotation symmetry: Application to herbertsmithite, *Phys. Rev. B* **88**, 224413 (2013).
 - [31] M. Punk, D. Chowdhury, and S. Sachdev, Topological excitations and the dynamic structure factor of spin liquids on the kagome lattice, *Nat. Phys.* **10**, 289 (2014).
 - [32] F. Ferrari, S. Niu, J. Hasik, Y. Iqbal, D. Poilblanc, and F. Becca, Static and dynamical signatures of dzyaloshinskii-moriya interactions in the heisenberg model on the kagome lattice (2022), [arXiv:2207.09274](https://arxiv.org/abs/2207.09274) [cond-mat.str-el].
 - [33] R. N. DeGuzman, Y.-F. Shen, E. J. Neth, S. L. Suib, C.-L. O’Young, S. Levine, and J. M. Newsam, Synthesis and Characterization of Octahedral Molecular Sieves (OMS-2) Having the Hollandite Structure, *Chem. Mater.* **6**, 815

- (1994).
- [34] S. L. Suib and L. E. Iton, Magnetic Studies of Manganese Oxide Octahedral Molecular Sieves: A New Class of Spin Glasses, *Chem. Mater.* **6**, 429 (1994).
 - [35] S. Liu, A. R. Akbashev, X. Yang, X. Liu, W. Li, L. Zhao, X. Li, A. Couzis, M.-G. Han, Y. Zhu, L. Krusin-Elbaum, J. Li, L. Huang, S. J. L. Billinge, J. E. Spanier, and S. O'Brien, Hollandites as a new class of multiferroics, *Sci. Rep.* **4**, 6203 (2014).
 - [36] S. Ishiwata, J. W. G. Bos, Q. Huang, and R. J. Cava, Structure and magnetic properties of hollandite $\text{Ba}_{1.2}\text{Mn}_8\text{O}_{16}$, *J. Phys. Condens. Matter* **18**, 3745 (2006).
 - [37] H. Sato, T. Enoki, J.-I. Yamaura, and N. Yamamoto, Charge localization and successive magnetic phase transitions of mixed-valence manganese oxides $\text{K}_{1.5}(\text{H}_3\text{O})_x\text{Mn}_8\text{O}_{16}$ ($0 < x < 0.5$), *Phys. Rev. B* **59**, 12836 (1999).
 - [38] N. Yamamoto, T. Endo, M. Shimada, and T. Takada, Single Crystal Growth of $\alpha\text{-MnO}_2$, *Jpn. J. Appl. Phys.* **13**, 723 (1974).
 - [39] X.-F. Shen, Y.-S. Ding, J. Liu, Z.-H. Han, J. I. Budnick, W. A. Hines, and S. L. Suib, A Magnetic Route to Measure the Average Oxidation State of Mixed-Valent Manganese in Manganese Oxide Octahedral Molecular Sieves (OMS), *J. Am. Chem. Soc.* **127**, 6166 (2005).
 - [40] J. Luo, H. T. Zhu, F. Zhang, J. K. Liang, G. H. Rao, J. B. Li, and Z. M. Du, Spin-glasslike behavior of K^+ -containing $\alpha\text{-MnO}_2$ nanotubes, *J. Appl. Phys.* **105**, 093925 (2009).
 - [41] J. Luo, H. T. Zhu, J. K. Liang, G. H. Rao, J. B. Li, and Z. M. Du, Tuning Magnetic Properties of $\alpha\text{-MnO}_2$ Nanotubes by K^+ Doping, *J. Phys. Chem. C* **114**, 8782 (2010).
 - [42] Y. Crespo, A. Andreanov, and N. Seriani, Competing antiferromagnetic and spin-glass phases in a hollandite structure, *Phys. Rev. B* **88**, 014202 (2013).
 - [43] Y. Crespo and N. Seriani, Electronic and magnetic properties of $\alpha\text{-MnO}_2$ from ab initio calculations, *Phys. Rev. B* **88**, 144428 (2013).
 - [44] P. Strobel, J. Vicat, and D. T. Qui, Thermal and physical properties of hollandite-type $\text{K}_{1.3}\text{Mn}_8\text{O}_{16}$ and $(\text{K},\text{H}_3\text{O})_x\text{Mn}_8\text{O}_{16}$, *J. Solid State Chem.* **55**, 67 (1984).
 - [45] S. Mandal, A. Andreanov, Y. Crespo, and N. Seriani, Incommensurate helical spin ground states on the hollandite lattice, *Phys. Rev. B* **90**, 104420 (2014).
 - [46] L. O. Manuel, M. I. Micheletti, A. E. Trumper, and H. A. Ceccatto, Heisenberg model on the $\frac{1}{5}$ -depleted square lattice and the CaV_4O_9 compound, *Phys. Rev. B* **58**, 8490 (1998).
 - [47] S. Taniguchi, T. Nishikawa, Y. Yasui, Y. Kobayashi, M. Sato, T. Nishioka, M. Kontani, and K. Sano, Spin Gap Behavior of $S=1/2$ Quasi-Two-Dimensional System CaV_4O_9 , *J. Phys. Soc. Jpn.* **64**, 2758 (1995).
 - [48] N. Katoh and M. Imada, Spin Gap in Two-Dimensional Heisenberg Model for CaV_4O_9 , *J. Phys. Soc. Jpn.* **64**, 4105 (1995).
 - [49] K. Sano and K. Takano, Spin Gap of Two-Dimensional Antiferromagnet Representing CaV_4O_9 , *J. Phys. Soc. Jpn.* **65**, 46 (1996).
 - [50] M. Albrecht, F. Mila, and D. Poilblanc, Presence of midgap states in CaV_4O_9 , *Phys. Rev. B* **54**, 15856 (1996).
 - [51] G. Baskaran and P. W. Anderson, Gauge theory of high-temperature superconductors and strongly correlated Fermi systems, *Phys. Rev. B* **37**, 580 (1988).
 - [52] I. Affleck, Z. Zou, T. Hsu, and P. W. Anderson, $\text{SU}(2)$ gauge symmetry of the large- U limit of the Hubbard model, *Phys. Rev. B* **38**, 745 (1988).
 - [53] E. Dagotto, E. Fradkin, and A. Moreo, $\text{SU}(2)$ gauge invariance and order parameters in strongly coupled electronic systems, *Phys. Rev. B* **38**, 2926 (1988).
 - [54] F. Wang and A. Vishwanath, Spin-liquid states on the triangular and Kagomé lattices: A projective-symmetry-group analysis of Schwinger boson states, *Phys. Rev. B* **74**, 174423 (2006).
 - [55] Y.-M. Lu, Y. Ran, and P. A. Lee, \mathbb{Z}_2 spin liquids in the $S = \frac{1}{2}$ Heisenberg model on the kagome lattice: A projective symmetry-group study of Schwinger fermion mean-field states, *Phys. Rev. B* **83**, 224413 (2011).
 - [56] Y.-M. Lu and Y. Ran, \mathbb{Z}_2 spin liquid and chiral antiferromagnetic phase in the Hubbard model on a honeycomb lattice, *Phys. Rev. B* **84**, 024420 (2011).
 - [57] F. Yang and H. Yao, Frustrated resonating valence bond states in two dimensions: Classification and short-range correlations, *Phys. Rev. Lett.* **109**, 147209 (2012).
 - [58] Y.-M. Lu, Symmetric \mathbb{Z}_2 spin liquids and their neighboring phases on triangular lattice, *Phys. Rev. B* **93**, 165113 (2016).
 - [59] Y.-M. Lu, Symmetry-protected gapless \mathbb{Z}_2 spin liquids, *Phys. Rev. B* **97**, 094422 (2018).
 - [60] B. Huang, Y. B. Kim, and Y.-M. Lu, Interplay of non-symmorphic symmetry and spin-orbit coupling in hyperkagome spin liquids: Applications to $\text{Na}_4\text{Ir}_3\text{O}_8$, *Phys. Rev. B* **95**, 054404 (2017).
 - [61] B. Huang, W. Choi, Y. B. Kim, and Y.-M. Lu, Classification and properties of quantum spin liquids on the hyperhoneycomb lattice, *Phys. Rev. B* **97**, 195141 (2018).
 - [62] C. Liu, G. B. Halász, and L. Balents, Competing orders in pyrochlore magnets from a \mathbb{Z}_2 spin liquid perspective, *Phys. Rev. B* **100**, 075125 (2019).
 - [63] H.-K. Jin and Y. Zhou, Classical and quantum order in hyperkagome antiferromagnets, *Phys. Rev. B* **101**, 054408 (2020).
 - [64] J. Sonnenschein, A. Chauhan, Y. Iqbal, and J. Reuther, Projective symmetry group classifications of quantum spin liquids on the simple cubic, body centered cubic, and face centered cubic lattices, *Phys. Rev. B* **102**, 125140 (2020).
 - [65] C. Liu, G. B. Halász, and L. Balents, Symmetric $\text{U}(1)$ and \mathbb{Z}_2 spin liquids on the pyrochlore lattice, *Phys. Rev. B* **104**, 054401 (2021).
 - [66] L. E. Chern and Y. B. Kim, Theoretical study of quantum spin liquids in $S = \frac{1}{2}$ hyper-hyperkagome magnets: Classification, heat capacity, and dynamical spin structure factor, *Phys. Rev. B* **104**, 094413 (2021).
 - [67] L. E. Chern, Y. B. Kim, and C. Castelnovo, Competing quantum spin liquids, gauge fluctuations, and anisotropic interactions in a breathing pyrochlore lattice, *Phys. Rev. B* **106**, 134402 (2022).
 - [68] P. A. Lee, N. Nagaosa, and X.-G. Wen, Doping a mott insulator: Physics of high-temperature superconductivity, *Rev. Mod. Phys.* **78**, 17 (2006).
 - [69] S. Bieri, C. Lhuillier, and L. Messio, Projective symmetry group classification of chiral spin liquids, *Phys. Rev. B* **93**, 094437 (2016).
 - [70] For $\text{SU}(2)$ spin liquid Ansatz no mean-field terms are allowed on the J_d bonds. For this reason, the results of the self-consistent study of the spin Hamiltonian does not depend on the value of J_d , which can be set to zero.