

# Optimal Individualized Decision-Making with Proxies

Tao Shen\*, Yifan Cui†

December 22, 2022

## Abstract

A common concern when a policymaker draws causal inferences from and makes decisions based on observational data is that the measured covariates are insufficiently rich to account for all sources of confounding, i.e., the standard no confoundedness assumption fails to hold. The recently proposed proximal causal inference framework shows that proxy variables can be leveraged to identify causal effects and therefore facilitate decision-making. Building upon this line of work, we propose a novel optimal individualized treatment regime based on so-called outcome-inducing and treatment-inducing confounding bridges. We then show that the value function of this new optimal treatment regime is superior to that of existing ones in the literature. Theoretical guarantees, including identification, superiority, and excess value bound of the estimated regime, are established. Furthermore, we demonstrate the proposed optimal regime via numerical experiments and a real data application.

**Keywords:** Individualized decision-making, Optimal treatment regimes, Precision medicine, Proximal causal inference, Unmeasured confounding

## 1 Introduction

Data-driven individualized decision-making has received tremendous attention nowadays due to its applications in healthcare, economics, marketing, etc. A large branch of work has focused on maximizing the expected utility of implementing the estimated optimal policy over a target population based on randomized controlled trials or observational studies, e.g., [Athey and Wager \(2021\)](#); [Chakraborty and Moodie \(2013\)](#); [Jiang et al. \(2019\)](#); [Kitagawa and Tetenov \(2018\)](#); [Kosorok and Laber \(2019\)](#); [Murphy \(2003\)](#); [Qian and Murphy \(2011\)](#); [Robins \(1986, 1994, 1997\)](#); [Tsiatis et al. \(2019\)](#); [Zhang et al. \(2012\)](#); [Zhao et al. \(2012\)](#).

A critical assumption commonly made in these studies, known as unconfoundedness or exchangeability, precludes the existence of unmeasured confounding. Relying on an assumed ability of the decision-maker to accurately measure covariates relevant to a variety of confounding mechanisms present in a given observational study, causal effects, value functions, and other relevant quantities can be nonparametrically identified. However, such an assumption might not always

---

\*Department of Statistics and Data Science, National University of Singapore

†Center for Data Science, Zhejiang University

be realistic in observational studies or randomized trials subject to non-compliance (Robins, 1994, 1997). Therefore, it is of great interest in recovering confounding mechanisms from measured covariates to infer causal effects and facilitate decision-making. A prevailing strand of work has been devoted to using instrumental variable (Angrist et al., 1996; Imbens and Angrist, 1994) as a proxy variable in dynamic treatment regimes and reinforcement learning settings (Cui, 2021; Cui and Tchetgen Tchetgen, 2021; Cui and Tchetgen Tchetgen, 2021; Han, 2019; Liao et al., 2021; Pu and Zhang, 2021; Qiu et al., 2021).

Recently, Tchetgen Tchetgen et al. proposed the so-called proximal causal inference framework, a formal potential outcome framework for proximal causal learning, which while explicitly acknowledging covariate measurements as imperfect proxies of confounding mechanisms, establishes causal identification in settings where exchangeability on the basis of measured covariates fails. Rather than as current practice dictates, assuming that adjusting for all measured covariates, unconfoundedness can be attained, proximal causal inference essentially requires that the investigator can correctly classify a subset of measured covariates  $L \in \mathcal{L}$  into three types: i) variables  $X \in \mathcal{X}$  that may be common causes of the treatment and outcome variables; ii) treatment-inducing confounding proxies  $Z \in \mathcal{Z}$ ; and iii) outcome-inducing confounding proxies  $W \in \mathcal{W}$ .

There is a fast-growing literature on proximal causal inference since it has been proposed (Cui et al. (2020); Dukes et al. (2021); Imbens et al. (2021); Kompa et al. (2022); Li et al. (2022); Miao et al. (2018a,b); Shi et al. (2020b, 2021); Shpitser et al. (2021); Singh (2020); Tchetgen Tchetgen et al. (2020); Ying et al. (2021, 2022) and many others). In particular, Miao et al. (2018a); Tchetgen Tchetgen et al. (2020) propose identification of causal effects through an outcome-inducing confounding bridge and Cui et al. (2020) propose identification through a treatment-inducing confounding bridge. A doubly robust estimation strategy (Chernozhukov et al., 2018; Robins et al., 1994; Rotnitzky et al., 1998; Scharfstein et al., 1999) is further proposed in Cui et al. (2020). In addition, Ghassami et al. (2022) and Kallus et al. (2021) propose a nonparametric estimation of causal effects through a min-max approach. Moreover, by adopting the proximal causal inference framework, Qi et al. (2021) consider optimal individualized treatment regimes (ITRs) estimation and Bennett and Kallus (2021) consider off-policy evaluation in partially observed Markov decision processes.

In this paper, we aim to estimate optimal ITRs under the framework of proximal causal inference. We start with reviewing two in-class ITRs that map from  $\mathcal{X} \times \mathcal{W}$  to  $\mathcal{A}$  and  $\mathcal{X} \times \mathcal{Z}$  to  $\mathcal{A}$ , respectively. The identification of value function and the learning strategy for two optimal in-class ITRs are proposed in Qi et al. (2021). In addition, Qi et al. (2021) also consider a maximum proximal learning optimal ITR that maps from  $\mathcal{X} \times \mathcal{W} \times \mathcal{Z}$  to  $\mathcal{A}$  with the ITRs being restricted to either  $\mathcal{X} \times \mathcal{W} \rightarrow \mathcal{A}$  or  $\mathcal{X} \times \mathcal{Z} \rightarrow \mathcal{A}$ . In contrast to their maximum proximal learning ITR, in this paper, we propose a brand new policy class whose ITRs map from measured covariates  $\mathcal{X} \times \mathcal{W} \times \mathcal{Z}$  to  $\mathcal{A}$ , which incorporates the predilection between two in-class ITRs. Identification and superiority of the proposed optimal ITRs compared to existing ones are further established.

The main contributions of our work are four-fold. Firstly, by leveraging treatment-inducing and outcome-inducing confounding bridges under the recently proposed proximal causal inference framework, identification results regarding the proposed class  $\mathcal{D}_{\mathcal{Z}\mathcal{W}}^{\pi}$  of ITRs that map  $\mathcal{X} \times \mathcal{W} \times \mathcal{Z}$  to  $\mathcal{A}$  are established. The proposed ITR class can be viewed as a generalization of existing ITR classes proposed in the literature. Secondly, an optimal subclass of  $\mathcal{D}_{\mathcal{Z}\mathcal{W}}^{\pi}$  is further introduced. Learning optimal treatment regimes within this subclass leads to a superior value function. Thirdly, we propose a learning approach to estimating the proposed optimal ITR. Our learning pipeline begins with the estimation of confounding bridges adopting the min-max method proposed by Dikkala

et al. (2020); Ghassami et al. (2022); Kallus et al. (2021). Then we use optimal treatment regimes proposed in Qi et al. (2021) as preliminary regimes to estimate our optimal ITR. Lastly, we establish an excess value bound for the value difference between the estimated treatment regime and existing ones in the literature.

The remaining paper is organized as follows. In Section 2, we first review learning optimal treatment regimes in the confounded setting, and in particular the ones under the proximal causal inference framework. We then propose a brand new optimal treatment regime for proximal causal inference. The identification result and superiority of the proposed optimal treatment regimes are established in Section 2.3. In Section 3.1, we develop a learning pipeline for the proposed optimal ITR. The corresponding theoretical guarantee is established in Section 3.2. In Section 4, extensive simulations are presented to justify the superiority of our regime. Section 5 describes application of the proposed methods to optimize the 30-day survival of critically ill patients in the intensive care unit. We conclude with future research directions in Section 6. Proofs and additional results are provided in Appendix and Supplementary Material.

## 2 Methodology

### 2.1 Optimal individualized treatment regimes

We briefly introduce some conventional notation for learning optimal ITRs. Suppose  $A$  is a binary variable representing a treatment option that takes values in the treatment space  $\mathcal{A} = \{-1, 1\}$ . Let  $L \in \mathcal{L}$  be a vector of observed covariates, and  $Y$  be the outcome of interest. Let  $Y(1)$  and  $Y(-1)$  be the potential outcomes under an intervention that sets the treatment to values 1 and  $-1$ , respectively. Without loss of generality, we assume that larger values of  $Y$  are preferred.

Suppose the following standard causal assumptions hold: (1) Consistency:  $Y = Y(A)$ . That is, the observed outcome matches the potential outcome under the realized treatment. (2) Positivity:  $\mathbb{P}(A = a|L) > 0$  for  $a \in \mathcal{A}$  almost surely, i.e., both treatments are possible to be assigned.

We consider an ITR class  $\mathcal{D}$  containing ITRs that are measurable functions mapping from the covariate space  $\mathcal{L}$  onto the treatment space  $\mathcal{A}$ . For any  $d \in \mathcal{D}$ , the potential outcome under a hypothetical intervention that assigns treatment according to  $d$  is defined as

$$Y(d(L)) \triangleq Y(1)\mathbb{I}\{d(L) = 1\} + Y(-1)\mathbb{I}\{d(L) = -1\},$$

where  $\mathbb{I}\{\cdot\}$  denotes the indicator function. The value function of ITR  $d$  is defined as the expectation of the potential outcome, i.e.,

$$V(d) \triangleq \mathbb{E}[Y(d)].$$

It can be easily seen that an optimal ITR can be expressed as

$$d^*(L) = \text{sign}\{\mathbb{E}(Y(1) - Y(-1)|L) > 0\} \text{ or } d^* = \arg \max_{d \in \mathcal{D}} \mathbb{E}[Y(d(L))].$$

There are many ways to identify optimal ITRs under different sets of assumptions. The most commonly seen assumption is the unconfoundedness:  $Y(a) \perp A|L$  for  $a = \pm 1$ , i.e., upon conditioning on  $L$ , there is no unmeasured confounder affecting both  $A$  and  $Y$ . Under this unconfoundedness assumption, the value function of a given regime  $d$  can be identified by (Qian and Murphy, 2011)

$$V(d) = \mathbb{E} \left[ \frac{Y\mathbb{I}\{A = d(L)\}}{f(A|L)} \right],$$

where  $f(A|L)$  denotes the propensity score (Rosenbaum and Rubin, 1983), and the optimal ITR is identified by

$$d^* = \arg \max_{d \in \mathcal{D}} V(d) = \arg \max_{d \in \mathcal{D}} \mathbb{E} \left[ \frac{Y \mathbb{I}\{A = d(L)\}}{f(A|L)} \right].$$

We refer to Qian and Murphy (2011); Zhang et al. (2012); Zhao et al. (2012) for more details of learning optimal ITRs in this unconfounded setting.

Because confounding by unmeasured factors cannot generally be ruled out with certainty in observational studies or randomized experiments subject to non-compliance, skepticism about the unconfoundedness assumption in observational studies is often warranted. To estimate optimal ITRs subject to potential unmeasured confounding, Cui and Tchetgen Tchetgen (2021); Qiu et al. (2021) propose instrumental variable approaches to learning optimal ITRs. Under certain instrumental variable assumptions, the optimal ITR can be identified by

$$\arg \max_{d \in \mathcal{D}} \mathbb{E} \left[ \frac{MAY \mathbb{I}\{A = d(L)\}}{\{\mathbb{P}(A = 1|M = 1, L) - \mathbb{P}(A = 1|M = -1, L)\}f(M|L)} \right],$$

where  $M$  denotes a valid binary instrumental variable. Other works including Cui (2021); Cui and Tchetgen Tchetgen (2021); Han (2019); Pu and Zhang (2021) consider a sign or partial identification of causal effects to estimate suboptimal ITRs using instrumental variables.

## 2.2 Existing optimal ITRs for proximal causal inference

Another line of research in causal inference considers negative control variables as proxies to mitigate confounding bias (Kuroki and Pearl, 2014; Miao et al., 2018a; Shi et al., 2020a; Tchetgen Tchetgen, 2014). Recently, a formal potential outcome framework, namely proximal causal inference, has been developed by Tchetgen Tchetgen et al. (2020), which has attracted tremendous attention since proposed.

Following the proximal causal inference framework proposed in Tchetgen Tchetgen et al. (2020), suppose that the measured covariate  $L$  can be decomposed into three buckets  $L = (X, W, Z)$ , where  $X \in \mathcal{X}$  affects both  $A$  and  $Y$ ,  $W \in \mathcal{W}$  denotes an outcome-inducing confounding proxy that is a potential cause of the outcome which is related with the treatment only through  $(U, X)$ , and  $Z \in \mathcal{Z}$  is a treatment-inducing confounding proxy that is a potential cause of the treatment which is related with the outcome  $Y$  through  $(U, X)$ . We now summarize several basic assumptions of the proximal causal inference framework.

**Assumption 1.** *We make the following assumptions:*

- (1) *Consistency:*  $Y = Y(A, Z)$ ,  $W = W(A, Z)$ .
- (2) *Positivity:*  $\mathbb{P}(A = a | U, X) > 0$ ,  $\forall a \in \mathcal{A}$ .
- (3) *Latent unfoundedness:*  $(Z, A) \perp (Y(a), W) | U, X$ ,  $\forall a \in \mathcal{A}$ .

The consistency and positivity assumptions are conventional in the causal inference literature. The latent unfoundedness essentially states that  $Z$  cannot directly affect the outcome  $Y$ , and  $W$  is not directly affected by either  $A$  or  $Z$ . Figure 1 depicts a classical setting that satisfies Assumption 1. We refer to Shi et al. (2020b); Tchetgen Tchetgen et al. (2020) for other realistic settings for proximal causal inference.

We first consider two in-class optimal ITRs that map from  $\mathcal{X} \times \mathcal{Z}$  to  $\mathcal{A}$  and  $\mathcal{X} \times \mathcal{W}$  to  $\mathcal{A}$ , respectively. To identify optimal ITRs that map from  $\mathcal{X} \times \mathcal{Z}$  to  $\mathcal{A}$ , we make the following assumptions.

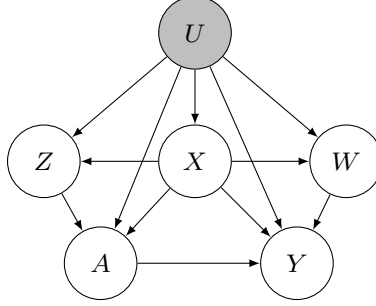


Figure 1: A causal DAG under the proximal causal inference framework.

**Assumption 2.** *Completeness: For any  $a \in \mathcal{A}$ ,  $x \in \mathcal{X}$  and square-integrable function  $g$ ,  $\mathbb{E}[g(U) | Z, A = a, X = x] = 0$  almost surely if and only if  $g(U) = 0$  almost surely.*

**Assumption 3.** *Existence of outcome-inducing confounding bridge: There exists an outcome confounding bridge function  $h(w, a, x)$  that solves the following equation*

$$\mathbb{E}[Y|Z, A, X] = \mathbb{E}[h(W, A, X)|Z, A, X],$$

*almost surely.*

The completeness Assumption 2 is a technical condition central to the study of sufficiency in foundational theory of statistical inference. It essentially assumes that  $Z$  has sufficiently variability with respect to the variability of  $U$ . We refer to Tchetgen Tchetgen et al. (2020) and Miao et al. (2022b) for further discussions regarding the completeness condition. Assumption 3 defines a so-called inverse problem known as a Fredholm integral equation of the first kind through an outcome-inducing confounding bridge. The technical conditions for the existence of a solution to a Fredholm integral equation can be found in Kress et al. (1989).

Let  $\mathcal{D}_Z$  be an ITR class that includes all measurable functions mapping from  $\mathcal{X} \times \mathcal{Z}$  to  $\mathcal{A}$ . As shown in Qi et al. (2021), under Assumptions 1, 2 and 3, for any  $d_z \in \mathcal{D}_Z$ , the value function  $V(d_z)$  can be nonparametrically identified by

$$V(d_z) = \mathbb{E}[h(W, d_z(X, Z), X)]. \quad (1)$$

Furthermore, the in-class optimal treatment regime  $d_z^* \in \arg \max_{d_z \in \mathcal{D}_Z} V(d_z)$  is given by

$$d_z^*(X, Z) = \text{sign}\{\mathbb{E}[h(W, 1, X) - h(W, -1, X)|X, Z]\}.$$

On the other hand, to identify optimal ITRs that map from  $\mathcal{X} \times \mathcal{W}$  to  $\mathcal{A}$ , we make the following assumptions.

**Assumption 4.** *Completeness: For any  $a \in \mathcal{A}$ ,  $x \in \mathcal{X}$  and square-integrable function  $g$ ,  $\mathbb{E}[g(U) | W, A = a, X = x] = 0$  almost surely if and only if  $g(U) = 0$  almost surely.*

**Assumption 5.** *Existence of treatment-inducing confounding bridge: There exists a treatment confounding bridge function  $q(z, a, x)$  that solves the following equation*

$$\frac{1}{\mathbb{P}(A = a|W, X)} = \mathbb{E}[q(Z, a, X)|W, A = a, X],$$

*almost surely.*

Similar to Assumptions 2 and 3, Assumption 4 assumes that  $W$  has sufficient variability relative to variability of  $U$ ; and Assumption 5 defines another Fredholm integral equation of the first kind through a treatment-inducing confounding bridge  $q$ .

Let  $\mathcal{D}_{\mathcal{W}}$  be another ITR class that includes all measurable functions mapping from  $\mathcal{X} \times \mathcal{W}$  to  $\mathcal{A}$ . As shown in Qi et al. (2021), under Assumptions 1, 4 and 5, for any  $d_w \in \mathcal{D}_{\mathcal{W}}$ , the value function  $V(d_w)$  can be nonparametrically identified by

$$V(d_w) = \mathbb{E}[Yq(Z, A, X)\mathbb{I}\{d_w(X, W) = A\}]. \quad (2)$$

The in-class optimal treatment regime  $d_w^* \in \arg \max_{d_w \in \mathcal{D}_{\mathcal{W}}} V(d_w)$  is given by

$$d_w^*(X, W) = \text{sign}\{\mathbb{E}[Yq(Z, 1, X)\mathbb{I}\{A = 1\}] - Yq(Z, -1, X)\mathbb{I}\{A = -1\}|X, W\}.$$

Moreover, Qi et al. (2021) consider the ITR class  $\mathcal{D}_{\mathcal{Z}} \cup \mathcal{D}_{\mathcal{W}}$  and propose a maximum proximal learning optimal regime based on this ITR class. For any  $d_{z \cup w} \in \mathcal{D}_{\mathcal{Z}} \cup \mathcal{D}_{\mathcal{W}}$ , under Assumptions 1-5, the value function  $V(d_{z \cup w})$  for any  $d_{z \cup w} \in \mathcal{D}_{\mathcal{Z}} \cup \mathcal{D}_{\mathcal{W}}$  can be identified by

$$\begin{aligned} V(d_{z \cup w}) &= \mathbb{I}\{d_{z \cup w} \in \mathcal{D}_{\mathcal{Z}}\}\mathbb{E}[h(W, d_{z \cup w}(X, Z), X)] \\ &\quad + \mathbb{I}\{d_{z \cup w} \in \mathcal{D}_{\mathcal{W}}\}\mathbb{E}[Yq(Z, A, X)\mathbb{I}\{d_{z \cup w}(X, W) = A\}]. \end{aligned} \quad (3)$$

The optimal ITR within this class is given by  $d_{z \cup w}^* \in \arg \max_{d_{z \cup w} \in \mathcal{D}_{\mathcal{Z}} \cup \mathcal{D}_{\mathcal{W}}} V(d_{z \cup w})$ , and they show that the corresponding optimal value function takes the maximum value between two optimal in-class ITRs, i.e.,

$$V(d_{z \cup w}^*) = \max\{V(d_z^*), V(d_w^*)\}.$$

## 2.3 Optimal decision-making based on two confounding bridges

As discussed in the previous section, given that neither  $\mathbb{E}[Y(a)|X, U]$  nor  $\mathbb{E}[Y(a)|X, W, Z]$  for any  $a \in \mathcal{A}$  may be identifiable under the proximal causal inference setting, one might nevertheless consider ITRs mapping from  $\mathcal{X} \times \mathcal{W}$  to  $\mathcal{A}$ , from  $\mathcal{X} \times \mathcal{Z}$  to  $\mathcal{A}$ , from  $\mathcal{X} \times \mathcal{W} \times \mathcal{Z}$  to  $\mathcal{A}$  as well as from  $\mathcal{X}$  to  $\mathcal{A}$ . Intuitively, policy-makers might want to use as much information as they can to facilitate their decision-making. Therefore, ITRs mapping from  $\mathcal{X} \times \mathcal{W} \times \mathcal{Z}$  to  $\mathcal{A}$  are of great interest if information regarding  $(X, W, Z)$  is available.

As a result, a natural question arises: is there an ITR mapping from  $\mathcal{X} \times \mathcal{W} \times \mathcal{Z}$  to  $\mathcal{A}$  which dominates existing ITRs proposed in the literature? In this section, we answer this question by proposing a novel optimal ITR and showing its superiority in terms of global welfare.

We first consider the following class of ITRs that map from  $\mathcal{X} \times \mathcal{W} \times \mathcal{Z}$  to  $\mathcal{A}$ ,

$$\mathcal{D}_{\mathcal{Z}\mathcal{W}}^\pi \triangleq \{d_{z\mathcal{W}}^\pi : d_{z\mathcal{W}}^\pi(X, W, Z) = \pi(X)d_z(X, Z) + (1 - \pi(X))d_w(X, W), d_z \in \mathcal{D}_{\mathcal{Z}}, d_w \in \mathcal{D}_{\mathcal{W}}\},$$

where  $\pi : \mathcal{X} \rightarrow \{0, 1\}$  is any measurable function over  $\mathcal{X}$ , indicating the individualized predilection between  $d_z$  and  $d_w$ .

**Remark 1.** Note that  $\mathcal{D}_{\mathcal{Z}}, \mathcal{D}_{\mathcal{W}}$  and  $\mathcal{D}_{\mathcal{Z}} \cup \mathcal{D}_{\mathcal{W}}$  are subsets of  $\mathcal{D}_{\mathcal{Z}\mathcal{W}}^\pi$  with a particular choice of  $\pi$ . For example,  $\mathcal{D}_{\mathcal{Z}}$  is  $\mathcal{D}_{\mathcal{Z}\mathcal{W}}^\pi$  with restriction on  $\pi(X) \equiv 1$ ;  $\mathcal{D}_{\mathcal{W}}$  is  $\mathcal{D}_{\mathcal{Z}\mathcal{W}}^\pi$  with restriction on  $\pi(X) \equiv 0$ ;  $\mathcal{D}_{\mathcal{Z}} \cup \mathcal{D}_{\mathcal{W}}$  is  $\mathcal{D}_{\mathcal{Z}\mathcal{W}}^\pi$  with restriction on  $\pi(X)$  being a constant function.

In the following theorem, we demonstrate that by leveraging the treatment and outcome confounding bridge functions, we can nonparametrically identify the value function over the policy class  $\mathcal{D}_{\mathcal{Z}\mathcal{W}}^\pi$ , i.e.,  $V(d_{z\mathcal{W}}^\pi)$  for  $d_{z\mathcal{W}}^\pi \in \mathcal{D}_{\mathcal{Z}\mathcal{W}}^\pi$ .

**Theorem 1.** Under Assumptions 1-5, for  $d_{zw}^\pi \in \mathcal{D}_{\mathcal{Z}\mathcal{W}}^\pi$ , the value function  $V(d_{zw}^\pi)$  can be nonparametrically identified by

$$V(d_{zw}^\pi) = \mathbb{E}[\pi(X)h(W, d_z(X, Z), X) + (1 - \pi(X))Yq(Z, A, X)\mathbb{I}\{d_w(X, W) = A\}]. \quad (4)$$

One of the key ingredients of our constructed new policy class  $\mathcal{D}_{\mathcal{Z}\mathcal{W}}^\pi$  is the choice of  $\pi(\cdot)$ . It suggests an individualized strategy for treatment decisions between the two given treatment regimes. Because we are interested in policy learning, a suitable choice of  $\pi(\cdot)$  that leads to a larger value function is more desirable. Hence, we construct the following  $\bar{\pi}(X; d_z, d_w)$ ,

$$\bar{\pi}(X; d_z, d_w) \triangleq \mathbb{I}\{\mathbb{E}[h(W, d_z(X, Z), X)|X] \geq \mathbb{E}[Yq(Z, A, X)\mathbb{I}\{d_w(X, W) = A\}|X]\}. \quad (5)$$

In addition, we denote the corresponding class of ITRs as

$$\mathcal{D}_{\mathcal{Z}\mathcal{W}}^{\bar{\pi}} \triangleq \{d_{zw}^{\bar{\pi}} : d_{zw}^{\bar{\pi}}(X, W, Z) = \bar{\pi}(X; d_z, d_w)d_z(X, Z) + (1 - \bar{\pi}(X; d_z, d_w))d_w(X, W), d_z \in \mathcal{D}_{\mathcal{Z}}, d_w \in \mathcal{D}_{\mathcal{W}}\},$$

We then obtain the following result which justifies the superiority of  $\bar{\pi}$ .

**Theorem 2.** For any  $d_z \in \mathcal{D}_{\mathcal{Z}}, d_w \in \mathcal{D}_{\mathcal{W}}$ , and  $d_{zw}^{\bar{\pi}} \in \mathcal{D}_{\mathcal{Z}\mathcal{W}}^{\bar{\pi}}$ , under Assumptions 1-5,

$$V(d_{zw}^{\bar{\pi}}) \geq \max\{V(d_z), V(d_w)\}.$$

Theorem 2 establishes that for the particular choice of  $\bar{\pi}$  given in (5), the value function of  $d_{zw}^{\bar{\pi}}$  is no smaller than that of  $d_z$  and  $d_w$  for any  $d_z \in \mathcal{D}_{\mathcal{Z}}$ , and  $d_w \in \mathcal{D}_{\mathcal{W}}$ . Consequently, Theorem 2 holds for  $d_z^*$  and  $d_w^*$ . Hence, we propose the following optimal ITR  $d_{zw}^{\bar{\pi}^*}$

$$d_{zw}^{\bar{\pi}^*}(X, W, Z) \triangleq \bar{\pi}(X; d_z^*, d_w^*)d_z^*(X, Z) + (1 - \bar{\pi}(X; d_z^*, d_w^*))d_w^*(X, W),$$

and we have the following corollary.

**Corollary 1.** Under Assumptions 1-5, we have that

$$V(d_{zw}^{\bar{\pi}^*}) \geq \max\{V(d_z^*), V(d_w^*), V(d_{z \cup w}^*)\}.$$

Corollary 1 essentially states that the value of  $d_{zw}^{\bar{\pi}^*}$  dominates that of  $d_z^*, d_w^*$ , as well as  $d_{z \cup w}^*$ . Therefore,  $d_{zw}^{\bar{\pi}^*}$  is an optimal ITR of policymakers' interest.

## 3 Statistical Learning and Optimization

### 3.1 Estimation of the optimal ITR $d_{zw}^{\bar{\pi}^*}$

The estimation of  $d_{zw}^{\bar{\pi}^*}$  consists of four steps: (i) estimation of confounding bridges  $h$  and  $q$ ; (ii) estimation of preliminary ITRs  $d_z^*$  and  $d_w^*$ ; (iii) estimation of  $\bar{\pi}(X; d_z^*, d_w^*)$ ; and (iv) learning  $d_{zw}^{\bar{\pi}^*}$  based on (ii) and (iii). The estimation problem (i) has been developed by Cui et al. (2020); Miao et al. (2018b) using the generalized method of moments and Ghassami et al. (2022); Kallus et al. (2021) by a min-max estimation (Dikkala et al., 2020); and (ii) has been developed by Qi et al. (2021). We restate estimation of (i) and (ii) for completeness. With regard to (i), recall that Assumptions 3 and 5 imply the following conditional moment restrictions

$$\begin{aligned} \mathbb{E}[Y - h(W, A, X)|Z, A, X] &= 0, \\ \mathbb{E}[1 - \mathbb{I}\{A = a\}q(Z, a, X)|W, X] &= 0, \forall a \in \mathcal{A}. \end{aligned}$$



respectively. Based on [Dikkala et al. \(2020\)](#), we adopt the min-max approach and consider the following optimization problems,

$$\begin{aligned} h(\cdot, a, \cdot) &= \arg \min_{h \in \mathcal{H}} \max_{r \in \mathcal{R}} \mathbb{E}[\{\mathbb{I}\{A = a\}Y - \mathbb{I}\{A = a\}h(W, a, X)\}r(Z, X)] - \mathbb{E}[r^2(Z, X)], \\ q(\cdot, a, \cdot) &= \arg \min_{q \in \mathcal{Q}} \max_{s \in \mathcal{S}} \mathbb{E}[\{1 - \mathbb{I}\{A = a\}q(Z, a, X)\}s(W, X)] - \mathbb{E}[s^2(W, X)], \end{aligned}$$

where  $\mathcal{R}, \mathcal{H}, \mathcal{S}$ , and  $\mathcal{Q}$  are critic classes with their norms represented by  $\|\cdot\|_{\mathcal{R}}, \|\cdot\|_{\mathcal{H}}, \|\cdot\|_{\mathcal{S}}$ , and  $\|\cdot\|_{\mathcal{Q}}$  respectively. Furthermore, by replacing the population expectation with its empirical counterpart and adding stabilizers and regularizers, the resulting problems are given as follows:

$$\begin{aligned} \min_{h \in \mathcal{H}} \max_{r \in \mathcal{R}} \mathbb{P}_n \left[ (\mathbb{I}\{A = a\}Y - \mathbb{I}\{A = a\}h(W, a, X))r(Z, X) - r^2(Z, X) \right] - \rho_r \|r\|_{\mathcal{R}}^2 + \rho_h \|h\|_{\mathcal{H}}^2, \\ \min_{q \in \mathcal{Q}} \max_{s \in \mathcal{S}} \mathbb{P}_n \left[ (1 - \mathbb{I}\{A = a\}q(Z, a, X))s(W, X) - s^2(W, X) \right] - \rho_s \|s\|_{\mathcal{S}}^2 + \rho_q \|q\|_{\mathcal{Q}}^2, \end{aligned}$$

where  $\mathbb{P}_n$  represents the sample average with respect to a training sample of size  $n$ , and  $\rho_r, \rho_h, \rho_s, \rho_q$  are tuning parameters. We refer to [Ghassami et al. \(2022\)](#); [Kallus et al. \(2021\)](#) for more details regarding different critic classes, e.g., reproducing kernel Hilbert space (RKHS).

To estimate  $d_z^*$ , we consider classification-based approaches according to [Zhang et al. \(2012\)](#); [Zhao et al. \(2012\)](#). Under Assumptions [1](#), [2](#) and [3](#), maximizing the value function in [\(1\)](#) is equivalent to minimizing the following classification error

$$\mathbb{E}[\{h(W, 1, X) - h(W, -1, X)\}\mathbb{I}\{d_z(X, Z) \neq 1\}] \quad (6)$$

over  $d_z \in \mathcal{D}_{\mathcal{Z}}$ . By choosing some measurable decision function  $g_z \in \mathcal{G}_{\mathcal{Z}} : \mathcal{X} \times \mathcal{Z} \rightarrow \mathbb{R}$ , we let  $d_z(X, Z) = \text{sign}(g_z(X, Z))$ . We consider the following empirical version of [\(6\)](#),

$$\min_{g_z \in \mathcal{G}_{\mathcal{Z}}} \mathbb{P}_n[\{\hat{h}(W, 1, X) - \hat{h}(W, -1, X)\}\mathbb{I}\{g_z(X, Z) < 0\}].$$

Due to the non-convexity and non-smoothness of the sign operator, we replace the sign operator with a smooth surrogate function, and adopt the hinge loss  $\phi(x) = \max\{1 - x, 0\}$ . By adding a penalty term  $\rho_z \|g_z\|_{\mathcal{G}_{\mathcal{Z}}}^2$  to avoid overfitting, we solve

$$\hat{g}_z \in \arg \min_{g_z \in \mathcal{G}_{\mathcal{Z}}} \mathbb{P}_n[\{\hat{h}(W, 1, X) - \hat{h}(W, -1, X)\}\phi(g_z(X, Z))] + \rho_z \|g_z\|_{\mathcal{G}_{\mathcal{Z}}}^2,$$

where  $\rho_z > 0$  is a tuning parameter. The estimated ITR then follows  $\hat{d}_z(X, Z) = \text{sign}(\hat{g}_z(X, Z))$ . Similarly, under Assumptions [1](#), [4](#) and [5](#), maximizing the value function in [\(2\)](#) is equivalent to minimizing the following classification error

$$\mathbb{E}[\{Yq(Z, 1, X)\mathbb{I}\{A = 1\} - Yq(Z, -1, X)\mathbb{I}\{A = -1\}\}\mathbb{I}\{d_w(X, W) \neq 1\}]$$

over  $d_w \in \mathcal{D}_{\mathcal{W}}$ . By the same token, the problem is transformed into minimizing the following empirical error

$$\hat{g}_w \in \arg \min_{g_w \in \mathcal{G}_{\mathcal{W}}} \mathbb{P}_n[\{Y\hat{q}(Z, 1, X)\mathbb{I}\{A = 1\} - Y\hat{q}(Z, -1, X)\mathbb{I}\{A = -1\}\}\phi(g_w(X, W))] + \rho_w \|g_w\|_{\mathcal{G}_{\mathcal{W}}}^2.$$

The estimated ITR is obtained via  $\hat{d}_w(X, W) = \text{sign}(\hat{g}_w(X, W))$ .



For problem (iii), given two preliminary ITRs, we construct an estimator  $\hat{\pi}(X; \hat{d}_z, \hat{d}_w)$ , that is, for  $x \in \mathcal{X}$ ,

$$\hat{\pi}(x; \hat{d}_z, \hat{d}_w) = \mathbb{I}\{\hat{\delta}(x; \hat{d}_z, \hat{d}_w) \geq 0\},$$

where  $\hat{\delta}(x; \hat{d}_z, \hat{d}_w)$  denotes a generic estimator of

$$\delta(x; \hat{d}_z, \hat{d}_w) \triangleq \mathbb{E}[h(W, \hat{d}_z(X, Z), X) - Yq(Z, A, X)\mathbb{I}\{\hat{d}_w(X, W) = A\} | X = x],$$

where the expectation is taken with respect to everything except  $\hat{d}_z$  and  $\hat{d}_w$ . For example, the Nadaraya-Watson kernel regression estimator (Blundell and Duncan, 1998) can be used,

$$\hat{\delta}(x; \hat{d}_z, \hat{d}_w) = \frac{\sum_{i=1}^n \{\hat{h}(W_i, \hat{d}_z(x, Z_i), x) - Y_i \hat{q}(Z_i, A_i, x) \mathbb{I}\{\hat{d}_w(x, W_i) = A_i\}\} K(\frac{\|x - X_i\|_2}{\gamma})}{\sum_{i=1}^n K(\frac{\|x - X_i\|_2}{\gamma})},$$

where  $K : \mathbb{R} \rightarrow \mathbb{R}$  is a kernel function such as Gaussian kernel,  $\|\cdot\|_2$  denotes the  $l_2$ -norm, and  $\gamma$  denotes the bandwidth.

Finally, given  $\hat{d}_z, \hat{d}_w$  and  $\hat{\pi}(X; \hat{d}_z, \hat{d}_w)$ ,  $\hat{d}_{zw}^{\hat{\pi}}$  is estimated by the following plug-in regime,

$$\hat{d}_{zw}^{\hat{\pi}}(X, W, Z) = \hat{\pi}(X; \hat{d}_z, \hat{d}_w) \hat{d}_z(X, Z) + (1 - \hat{\pi}(X; \hat{d}_z, \hat{d}_w)) \hat{d}_w(X, W).$$

### 3.2 Theoretical guarantees for $\hat{d}_{zw}^{\hat{\pi}}$

In this subsection, we present an optimality guarantee for the estimated ITR  $\hat{d}_{zw}^{\hat{\pi}}$  in terms of its value function

$$V(\hat{d}_{zw}^{\hat{\pi}}) = \mathbb{E}[\hat{\pi}(X; \hat{d}_z, \hat{d}_w) h(W, \hat{d}_z(X, Z), X) + (1 - \hat{\pi}(X; \hat{d}_z, \hat{d}_w)) Y q(Z, A, X) \mathbb{I}\{\hat{d}_w(X, W) = A\}],$$

where the expectation is taken with respect to everything except  $\hat{\pi}, \hat{d}_z$  and  $\hat{d}_w$ .

We first define an oracle optimal ITR which assumes  $\bar{\pi}(X; \hat{d}_z, \hat{d}_w)$  is known,

$$\hat{d}_{zw}^{\bar{\pi}}(X, W, Z) \triangleq \bar{\pi}(X; \hat{d}_z, \hat{d}_w) \hat{d}_z(X, Z) + (1 - \bar{\pi}(X; \hat{d}_z, \hat{d}_w)) \hat{d}_w(X, W).$$

The corresponding value function of this oracle optimal ITR is given by

$$V(\hat{d}_{zw}^{\bar{\pi}}) = \mathbb{E}[\bar{\pi}(X; \hat{d}_z, \hat{d}_w) h(W, \hat{d}_z(X, Z), X) + (1 - \bar{\pi}(X; \hat{d}_z, \hat{d}_w)) Y q(Z, A, X) \mathbb{I}\{\hat{d}_w(X, W) = A\}],$$

where the expectation is taken with respect to everything except  $\hat{d}_z$  and  $\hat{d}_w$ .

Then the approximation error incurred by estimating  $\hat{\pi}(X; \hat{d}_z, \hat{d}_w)$  is given by

$$\mathbb{K}(\hat{\pi}) \triangleq V(\hat{d}_{zw}^{\hat{\pi}}) - V(\hat{d}_{zw}^{\bar{\pi}}).$$

Moreover, we define the following gain

$$\mathbb{G}(\bar{\pi}) \triangleq \min\{V(\hat{d}_{zw}^{\bar{\pi}}) - V(\hat{d}_z), V(\hat{d}_{zw}^{\bar{\pi}}) - V(\hat{d}_w)\}.$$

It is clear that this gain  $\mathbb{G}(\bar{\pi})$  by introducing  $\bar{\pi}$  is always non-negative as indicated by Theorem 2. Then we have the following excess value bound for the value of  $\hat{d}_{zw}^{\hat{\pi}}$  compared to the existing ones in the literature.

**Proposition 1.** *Under Assumptions 1-5,*

$$V(\hat{d}_{zw}^{\hat{\pi}}) \geq \max\{V(\hat{d}_z), V(\hat{d}_w)\} - \mathbb{K}(\hat{\pi}) + \mathbb{G}(\bar{\pi}) = V(\hat{d}_{z \cup w}) - \mathbb{K}(\hat{\pi}) + \mathbb{G}(\bar{\pi}).$$

Proposition 1 establishes a link between the value function of the estimated ITR  $\hat{d}_{zw}^{\hat{\pi}}$ , and that of  $\hat{d}_z$ ,  $\hat{d}_w$ , and  $\hat{d}_{z \cup w}$ . As shown in Appendix,  $\mathbb{K}(\hat{\pi})$  diminishes as the sample size increases, therefore,  $\hat{d}_{zw}^{\hat{\pi}}$  has a significant improvement compared to other optimal ITRs depending on the magnitude of  $\mathbb{G}(\bar{\pi})$ .

## 4 Numerical Experiments

The data generating mechanism for  $(X, A, Z, W, U)$  follows the setup proposed in Cui et al. (2020) and is summarized in Table 1. To evaluate the performance of the proposed framework, we vary  $b_1(X)$ ,  $b_2(X)$ ,  $b_3(X)$ ,  $b_a$  and  $b_w$  in  $\mathbb{E}[Y|X, A, Z, W, U]$  to incorporate heterogeneous treatment effects including the settings considered in Qi et al. (2021). The adopted data generating mechanism is compatible with the following  $h$  and  $q$ ,

$$h(W, A, X) = b_0 + \{b_1(X) + b_a W + b_3(X)W\} \frac{1+A}{2} + b_w W + b_2(X)X,$$

$$q(Z, A, X) = 1 + \exp \left\{ At_0 + At_z Z + t_a \frac{1+A}{2} + At_x X \right\},$$

where  $t_0 = 0.25$ ,  $t_z = -0.5$ ,  $t_a = -0.125$ , and  $t_x = (0.25, 0.25)^T$ .

We consider six scenarios in total, and the setups of varying parameters are summarized in Table 2. For each scenario, training datasets  $\{Y_i, A_i, X_i, Z_i, W_i\}_{i=1}^n$  are generated following the above mechanism with a sample size  $n = 500$ . For each training dataset, we then apply the aforementioned methods to learn various optimal ITRs. In particular, the preliminary ITRs  $\hat{d}_z$  and  $\hat{d}_w$  are estimated using a linear decision rule, and  $\hat{\pi}(x; \hat{d}_z, \hat{d}_w)$  is estimated using a Gaussian kernel. The details of implementation can be found in the Supplementary Material.

To evaluate the estimated treatment regimes, we consider the following generating mechanism for testing datasets:  $X \sim \mathcal{N}(\Gamma_x, \Sigma_x)$ ,

$$(Z, W, U)|X \sim \mathcal{N} \left\{ \begin{pmatrix} \alpha_0 + \alpha_a \mathbb{P}(A=1|X) + \alpha_x X \\ \mu_0 + \mu_a \mathbb{P}(A=1|X) + \mu_x X \\ \kappa_0 + \kappa_a \mathbb{P}(A=1|X) + \kappa_x X \end{pmatrix}, \Sigma = \begin{pmatrix} \sigma_z^2 & \sigma_{zw} & \sigma_{zu} \\ \sigma_{zw} & \sigma_w^2 & \sigma_{wu} \\ \sigma_{zu} & \sigma_{wu} & \sigma_u^2 \end{pmatrix} \right\},$$

where the parameter settings follow Table 1. The testing dataset is generated with a size  $m = 10000$ , and the empirical value function  $\mathbb{P}_m[Y(d)]$  for each estimated ITR is used as a performance measure. The simulations are replicated 100 times.

Figure 2 presents the empirical value functions of different optimal ITRs for the six scenarios. As expected, across all scenarios,  $\hat{d}_{zw}^{\hat{\pi}}$  yields superior or comparable performance compared to the other estimated treatment regimes, which justifies the statements made in Sections 2 and 3. In addition, as can be seen in Scenario 5, all ITRs perform similarly, which is not surprising as  $\hat{d}_z(X, Z)$  and  $\hat{d}_w(X, W)$  agree for most subjects.

Variables	Generating Mechanism	Fixed Parameter Setting
$X \in \mathbb{R}^2$	$X \sim \mathcal{N}(\Gamma_x, \Sigma_x)$	$\Gamma_x = (0.25, 0.25)^T, \Sigma_x = \begin{pmatrix} 0.25^2 & 0 \\ 0 & 0.25^2 \end{pmatrix}$
$A \in \{1, -1\}$	$\left(\frac{A+1}{2}\right)   X \sim \text{Bern}(p_a)$	$p_a = \frac{1}{1 + \exp\{(0.125, 0.125)^T X\}}$
$Z \in \mathbb{R}$		$\alpha_0 = \alpha_a = \mu_0 = \mu_a = \kappa_0 = \kappa_a = 0.25,$
$W \in \mathbb{R}$	$(Z, W, U)   A, X \sim \mathcal{N} \left\{ \begin{pmatrix} \alpha_0 + \alpha_a \frac{1+A}{2} + \alpha_x X \\ \mu_0 + \mu_a \frac{1+A}{2} + \mu_x X \\ \kappa_0 + \kappa_a \frac{1+A}{2} + \kappa_x X \end{pmatrix}, \Sigma = \begin{pmatrix} \sigma_z^2 & \sigma_{zw} & \sigma_{zu} \\ \sigma_{zw} & \sigma_w^2 & \sigma_{wu} \\ \sigma_{zu} & \sigma_{wu} & \sigma_u^2 \end{pmatrix} \right\}$	$\alpha_x = \mu_x = \kappa_x = (0.25, 0.25)^T, \sigma_{zw} = 0.25,$
$U \in \mathbb{R}$		$\sigma_{zu} = \sigma_{wu} = 0.5, \sigma_z = \sigma_w = \sigma_u = 1$
$Y \in \mathbb{R}$	$Y \sim \mathcal{N}\{\mathbb{E}(Y W, U, A, Z, X), \sigma_y^2\}$	$\sigma_y = 0.25, b_0 = 2, \omega = 2$

\* As for generation of  $Y$ ,  $\mathbb{E}(Y|X, A, Z, W, U) = b_0 + b_1(X) \frac{1+A}{2} + b_2(X)X + (b_w + b_a \frac{1+A}{2} + b_3(X)A - \omega) \mathbb{E}(W|U, X) + \omega W$ , where  $\mathbb{E}(W|U, X) = \mu_0 + \mu_x X + \frac{\sigma_{wu}}{\sigma_u^2}(U - \kappa_0 - \kappa_x X)$ .

Table 1: Data generating mechanism and setup for fixed parameters across scenarios.

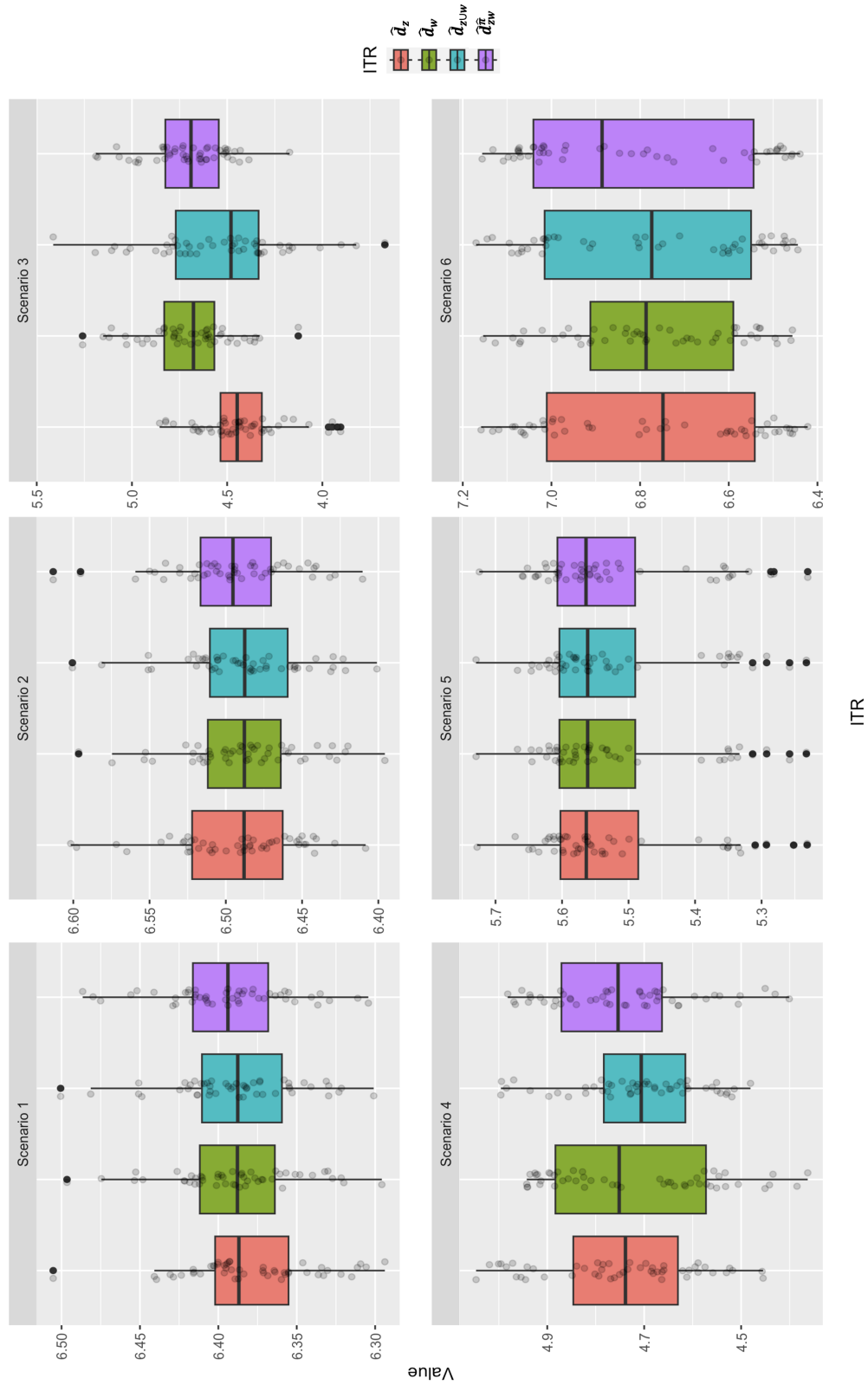


Figure 2: Boxplots of the empirical value functions.

Scenario	Parameter Setup				
Number	$b_1(X)$	$b_2(X)$	$b_3(X)$	$b_a$	$b_w$
1	$0.5 + 3X_{(1)} - 5X_{(2)}$	$(0.25, 0.25)^T$	0	0.25	8
2	$0.5 + 3X_{(1)} - 5X_{(2)}$	$(0.25, 0.25)^T$	0	0	8
3	$2.3 +  X_{(1)} - 1  -  X_{(2)} - 1 $	$X^T$	$\sin(X_{(1)}) - 2 \cos(X_{(1)})$	-2.5	4
4	$0.25 - 6X_{(1)}X_{(2)}$	$X^T$	0	0	5
5	$-3 - 4X_{(1)} + 7X_{(2)}$	$(0.25, 0.25)^T$	0	0	8
6	$\exp(X_{(1)}) - 3X_{(2)}$	$(0.25, 0.25)^T$	0	0	8

\* $X_{(1)}, X_{(2)}$  denote the first and second dimensions of  $X$ .

\* Scenarios 1-4 are considered by Qi et al. (2021).

Table 2: The varying parameters for each scenario.

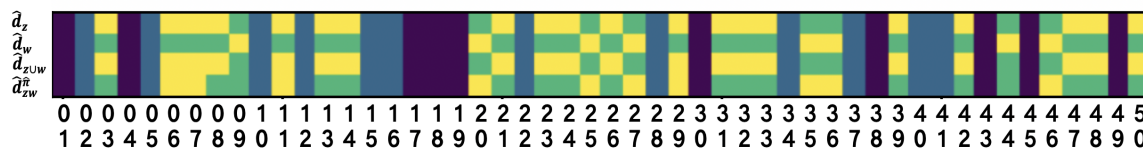


Figure 3: Graphical representation of concordance between estimated ITRs.

## 5 Real Data Application

In this section, we demonstrate the proposed optimal ITR via a real dataset originally designed to measure the effectiveness of right heart catheterization (RHC) for ill patients in intensive care units (ICU), under the Study to Understand Prognoses and Preferences for Outcomes and Risks of Treatments (SUPPORT, Connors et al. (1996)). These data have been re-analyzed in a number of papers in both causal inference and survival analysis literature with assuming unconfoundedness (Cui and Tchetgen Tchetgen, 2019; Tan, 2006, 2020, 2019; Vermeulen and Vansteelandt, 2015) or accounting for unmeasured confounding (Cui et al., 2020; Lin et al., 1998; Qi et al., 2021; Tchetgen Tchetgen et al., 2020; Ying et al., 2022).

There are 5735 subjects included in the dataset, in which 2184 were treated (with  $A = 1$ ) and 3551 were arranged in control group (with  $A = -1$ ). The outcome  $Y$  is the duration from admission to death or censoring. Overall, 3817 patients survived and 1918 died within 30 days. Following Tchetgen Tchetgen et al. (2020), we collect 71 covariates including demographic factors, diagnostic information, estimated survival probability, comorbidity, vital signs, physiological status, and functional status (see Hirano and Imbens (2001) for additional discussion on covariates). Among ten physiological status measures that can be traced by a blood test at the initial phase of admission, four strongly related covariates, namely *pafi1*, *paco21*, *ph1*, and *hema1* are treated as treatment- and outcome-inducing confounding proxies, i.e.,  $Z = (pafi1, paco21), W = (ph1, hema1)$ . Besides, the other 67 measured covariates are included in  $X$ . We then estimate  $\hat{d}_z, \hat{d}_w, \hat{d}_{z \cup w}$ , and  $\hat{d}_{zw}^{\hat{\pi}}$  using the SUPPORT dataset in a manner similar to that described in Section 4, with the goal optimizing the 30-day survival rates for the patients after their entrance into the ICU.

Figure 3 presents a graphical representation of the concordance between the estimated optimal

ITRs. The horizontal ordinate represents the 50 selected subjects and the vertical axis denotes the decisions made from corresponding ITRs. Different colors refer to concordance or discordance between regimes. The purple and blue columns stand for the subjects who are recommended treatment values of -1 and 1 respectively for all four estimated ITRs. For these subjects, the preliminary ITRs agree, meaning  $\hat{d}_z(X, Z) = \hat{d}_w(X, W)$ , which leads to the same treatment decision for the other two ITRs. For columns with mixed colors, i.e.,  $\hat{d}_z(X, Z)$  and  $\hat{d}_w(X, W)$  disagree, green and yellow blocks refer to recommending treatment values of -1 and 1, respectively. We see that in this case  $\hat{d}_{z \cup w}(X, W, Z)$  always agree with  $\hat{d}_z(X, Z)$ , while  $\hat{d}_{zw}^{\hat{\pi}}(X, W, Z)$  take values from  $\hat{d}_z(X, Z)$  or  $\hat{d}_w(X, W)$  depending on the individual criteria of the subjects as indicated by  $\hat{\pi}$ .

## 6 Discussion

In this paper, we developed a novel optimal ITR for the recently proposed proximal causal inference framework (Tchetgen Tchetgen et al., 2020). Following the dynamic treatment regimes and policy-making literature, we considered optimizing the expected welfare as our criterion. By leveraging the outcome confounding bridge (Miao et al., 2018a) and treatment confounding bridge (Cui et al., 2020), we proposed to learn a new regime  $d_{zw}^{\pi^*}$ , which was shown to have superior performance compared to existing optimal ITRs proposed in the literature. Some theoretical guarantees of the proposed optimal ITRs were further established.

The proposed idea can be extended in several directions. First, the proposed policy class involves a function  $\pi$  which only depends on  $X$ . Letting  $\pi$  depend on other proxies and variables such as  $Z, W, A$ , might further improve population welfare, e.g., see post-treatment decision problems (Stensrud and Sarvet, 2022). Second, tail control in policymaking would also be of interest in the presence of unmeasured confounding. By optimizing different criteria other than expectation, the lower tails of the outcome might be further improved (Mo et al., 2021; Qi et al., 2019, 2022). Moreover, our proposed methods are developed focusing on a single time point, which can be extended as mobile health dynamic treatment regimes where a sequence of treatment regimes is needed for longitudinal studies (Fu et al., 2022; Liao et al., 2021; Miao et al., 2022a; Shi et al., 2022; Wang et al., 2021). Finally, it might be of interest to directly maximize (4) to obtain an interpretable treatment regime.

## References

- J. D. Angrist, G. W. Imbens, and D. B. Rubin. Identification of causal effects using instrumental variables. *Journal of the American statistical Association*, 91(434):444–455, 1996.
- S. Athey and S. Wager. Policy learning with observational data. *Econometrica*, 89(1):133–161, 2021.
- A. Bennett and N. Kallus. Proximal reinforcement learning: Efficient off-policy evaluation in partially observed markov decision processes. *arXiv preprint arXiv:2110.15332*, 2021.
- R. Blundell and A. Duncan. Kernel regression in empirical microeconomics. *Journal of Human Resources*, pages 62–87, 1998.
- B. Chakraborty and E. Moodie. *Statistical methods for dynamic treatment regimes*. Springer, 2013.

- X. Chen and T. Christensen. Optimal uniform convergence rates for sieve nonparametric instrumental variables regression. *arXiv preprint arXiv:1311.0412*, 2013.
- V. Chernozhukov, D. Chetverikov, M. Demirer, E. Duflo, C. Hansen, W. Newey, and J. Robins. Double/debiased machine learning for treatment and structural parameters. *The Econometrics Journal*, 21(1):C1–C68, 2018.
- A. F. Connors, T. Speroff, N. V. Dawson, C. Thomas, F. E. Harrell, D. Wagner, N. Desbiens, L. Goldman, A. W. Wu, R. M. Califf, et al. The effectiveness of right heart catheterization in the initial care of critically ill patients. *Jama*, 276(11):889–897, 1996.
- Y. Cui. Individualized decision-making under partial identification: Three perspectives, two optimality results, and one paradox. *Harvard Data Science Review*, 3(3), 2021.
- Y. Cui and E. Tchetgen Tchetgen. Selective machine learning of doubly robust functionals. *arXiv preprint arXiv:1911.02029*, 2019.
- Y. Cui and E. Tchetgen Tchetgen. On a necessary and sufficient identification condition of optimal treatment regimes with an instrumental variable. *Statistics & Probability Letters*, 178:109180, 2021. ISSN 0167-7152.
- Y. Cui and E. Tchetgen Tchetgen. A semiparametric instrumental variable approach to optimal treatment regimes under endogeneity. *Journal of the American Statistical Association*, 116(533): 162–173, 2021.
- Y. Cui, H. Pu, X. Shi, W. Miao, and E. Tchetgen Tchetgen. Semiparametric proximal causal inference. *arXiv preprint arXiv:2011.08411*, 2020.
- N. Dikkala, G. Lewis, L. Mackey, and V. Syrgkanis. Minimax estimation of conditional moment models. *Advances in Neural Information Processing Systems*, 33:12248–12262, 2020.
- O. Dukes, I. Shpitser, and E. J. T. Tchetgen. Proximal mediation analysis. *arXiv preprint arXiv:2109.11904*, 2021.
- Z. Fu, Z. Qi, Z. Wang, Z. Yang, Y. Xu, and M. R. Kosorok. Offline reinforcement learning with instrumental variables in confounded markov decision processes. *arXiv preprint arXiv:2209.08666*, 2022.
- A. Ghassami, A. Ying, I. Shpitser, and E. Tchetgen Tchetgen. Minimax kernel machine learning for a class of doubly robust functionals with application to proximal causal inference. In *International Conference on Artificial Intelligence and Statistics*, pages 7210–7239. PMLR, 2022.
- S. Han. Optimal dynamic treatment regimes and partial welfare ordering. *arXiv preprint arXiv:1912.10014*, 2019.
- K. Hirano and G. W. Imbens. Estimation of causal effects using propensity score weighting: An application to data on right heart catheterization. *Health Services and Outcomes research methodology*, 2(3):259–278, 2001.



- G. Imbens, N. Kallus, and X. Mao. Controlling for unmeasured confounding in panel data using minimal bridge functions: From two-way fixed effects to factor models. *arXiv preprint arXiv:2108.03849*, 2021.
- G. W. Imbens and J. D. Angrist. Identification and estimation of local average treatment effects. *Econometrica*, 62(2):467–475, 1994. ISSN 00129682, 14680262.
- B. Jiang, R. Song, J. Li, and D. Zeng. Entropy learning for dynamic treatment regimes. *Statistica Sinica*, 29(4):1633, 2019.
- H. Jiang. Uniform convergence rates for kernel density estimation. In *International Conference on Machine Learning*, pages 1694–1703. PMLR, 2017.
- N. Kallus, X. Mao, and M. Uehara. Causal inference under unmeasured confounding with negative controls: A minimax learning approach. *arXiv preprint arXiv:2103.14029*, 2021.
- T. Kitagawa and A. Tetenov. Who should be treated? empirical welfare maximization methods for treatment choice. *Econometrica*, 86(2):591–616, 2018.
- B. Kompa, D. R. Bellamy, T. Kolokotronis, J. M. Robins, and A. L. Beam. Deep learning methods for proximal inference via maximum moment restriction. *arXiv preprint arXiv:2205.09824*, 2022.
- M. R. Kosorok and E. B. Laber. Precision medicine. *Annual review of statistics and its application*, 6:263–286, 2019.
- R. Kress, V. Maz'ya, and V. Kozlov. *Linear integral equations*, volume 82. Springer, 1989.
- M. Kuroki and J. Pearl. Measurement bias and effect restoration in causal inference. *Biometrika*, 101(2):423–437, 2014.
- K. Q. Li, X. Shi, W. Miao, and E. Tchetgen Tchetgen. Double negative control inference in test-negative design studies of vaccine effectiveness. *arXiv preprint arXiv:2203.12509*, 2022.
- L. Liao, Z. Fu, Z. Yang, Y. Wang, M. Kolar, and Z. Wang. Instrumental variable value iteration for causal offline reinforcement learning. *arXiv preprint arXiv:2102.09907*, 2021.
- D. Y. Lin, B. M. Psaty, and R. A. Kronmal. Assessing the sensitivity of regression results to unmeasured confounders in observational studies. *Biometrics*, pages 948–963, 1998.
- R. Miao, Z. Qi, and X. Zhang. Off-policy evaluation for episodic partially observable markov decision processes under non-parametric models. *arXiv preprint arXiv:2209.10064*, 2022a.
- W. Miao, Z. Geng, and E. J. Tchetgen Tchetgen. Identifying causal effects with proxy variables of an unmeasured confounder. *Biometrika*, 105(4):987–993, 2018a.
- W. Miao, X. Shi, and E. Tchetgen Tchetgen. A confounding bridge approach for double negative control inference on causal effects. *arXiv preprint arXiv:1808.04945*, 2018b.
- W. Miao, W. Hu, E. L. Ogburn, and X.-H. Zhou. Identifying effects of multiple treatments in the presence of unmeasured confounding. *Journal of the American Statistical Association*, pages 1–15, 2022b.

- W. Mo, Z. Qi, and Y. Liu. Learning optimal distributionally robust individualized treatment rules. *Journal of the American Statistical Association*, 116(534):659–674, 2021.
- S. A. Murphy. Optimal dynamic treatment regimes. *Journal of the Royal Statistical Society: Series B (Statistical Methodology)*, 65(2):331–355, 2003.
- H. Pu and B. Zhang. Estimating optimal treatment rules with an instrumental variable: A partial identification learning approach. *Journal of the Royal Statistical Society: Series B (Statistical Methodology)*, 83(2):318–345, 2021.
- Z. Qi, Y. Cui, Y. Liu, and J.-S. Pang. Estimation of individualized decision rules based on an optimized covariate-dependent equivalent of random outcomes. *SIAM Journal on Optimization*, 29(3):2337–2362, 2019.
- Z. Qi, R. Miao, and X. Zhang. Proximal learning for individualized treatment regimes under unmeasured confounding. *arXiv preprint arXiv:2105.01187*, 2021.
- Z. Qi, J.-S. Pang, and Y. Liu. On robustness of individualized decision rules. *Journal of the American Statistical Association*, pages 1–15, 2022.
- M. Qian and S. A. Murphy. Performance guarantees for individualized treatment rules. *Annals of statistics*, 39(2):1180, 2011.
- H. Qiu, M. Carone, E. Sadikova, M. Petukhova, R. C. Kessler, and A. Luedtke. Optimal individualized decision rules using instrumental variable methods. *Journal of the American Statistical Association*, 116(533):174–191, 2021.
- J. Robins. A new approach to causal inference in mortality studies with a sustained exposure period—application to control of the healthy worker survivor effect. *Mathematical modelling*, 7(9-12):1393–1512, 1986.
- J. M. Robins. Correcting for non-compliance in randomized trials using structural nested mean models. *Communications in Statistics-Theory and methods*, 23(8):2379–2412, 1994.
- J. M. Robins. Causal inference from complex longitudinal data. In *Latent variable modeling and applications to causality*, pages 69–117. Springer, 1997.
- J. M. Robins, A. Rotnitzky, and L. P. Zhao. Estimation of regression coefficients when some regressors are not always observed. *Journal of the American statistical Association*, 89(427):846–866, 1994.
- P. R. Rosenbaum and D. B. Rubin. The central role of the propensity score in observational studies for causal effects. *Biometrika*, 70(1):41–55, 1983.
- A. Rotnitzky, J. M. Robins, and D. O. Scharfstein. Semiparametric regression for repeated outcomes with nonignorable nonresponse. *Journal of the american statistical association*, 93(444):1321–1339, 1998.
- D. O. Scharfstein, A. Rotnitzky, and J. M. Robins. Adjusting for nonignorable drop-out using semiparametric nonresponse models. *Journal of the American Statistical Association*, 94(448):1096–1120, 1999.

- C. Shi, M. Uehara, J. Huang, and N. Jiang. A minimax learning approach to off-policy evaluation in confounded partially observable markov decision processes. In *International Conference on Machine Learning*, pages 20057–20094. PMLR, 2022.
- X. Shi, W. Miao, J. C. Nelson, and E. J. Tchetgen Tchetgen. Multiply robust causal inference with double-negative control adjustment for categorical unmeasured confounding. *Journal of the Royal Statistical Society: Series B (Statistical Methodology)*, 82(2):521–540, 2020a.
- X. Shi, W. Miao, and E. Tchetgen Tchetgen. A selective review of negative control methods in epidemiology. *Current epidemiology reports*, 7(4):190–202, 2020b.
- X. Shi, W. Miao, M. Hu, and E. Tchetgen Tchetgen. Theory for identification and inference with synthetic controls: a proximal causal inference framework. *arXiv preprint arXiv:2108.13935*, 2021.
- I. Shpitser, Z. Wood-Doughty, and E. J. T. Tchetgen. The proximal id algorithm. *arXiv preprint arXiv:2108.06818*, 2021.
- R. Singh. Kernel methods for unobserved confounding: Negative controls, proxies, and instruments. *arXiv preprint arXiv:2012.10315*, 2020.
- M. J. Stensrud and A. L. Sarvet. Optimal regimes for algorithm-assisted human decision-making. *arXiv preprint arXiv:2203.03020*, 2022.
- Z. Tan. A distributional approach for causal inference using propensity scores. *Journal of the American Statistical Association*, 101(476):1619–1637, 2006.
- Z. Tan. Regularized calibrated estimation of propensity scores with model misspecification and high-dimensional data. *Biometrika*, 107(1):137–158, 12 2019. ISSN 0006-3444.
- Z. Tan. Model-assisted inference for treatment effects using regularized calibrated estimation with high-dimensional data. *The Annals of Statistics*, 48(2):811–837, 2020.
- E. Tchetgen Tchetgen. The control outcome calibration approach for causal inference with unobserved confounding. *American journal of epidemiology*, 179(5):633–640, 2014.
- E. J. Tchetgen Tchetgen, A. Ying, Y. Cui, X. Shi, and W. Miao. An introduction to proximal causal learning. *arXiv preprint arXiv:2009.10982*, 2020.
- A. A. Tsiatis, M. Davidian, S. T. Holloway, and E. B. Laber. *Dynamic treatment regimes: Statistical methods for precision medicine*. Chapman and Hall/CRC, 2019.
- K. Vermeulen and S. Vansteelandt. Bias-reduced doubly robust estimation. *Journal of the American Statistical Association*, 110(511):1024–1036, 2015. doi: 10.1080/01621459.2014.958155.
- L. Wang, Z. Yang, and Z. Wang. Provably efficient causal reinforcement learning with confounded observational data. *Advances in Neural Information Processing Systems*, 34:21164–21175, 2021.
- A. Ying, W. Miao, X. Shi, and E. J. T. Tchetgen. Proximal causal inference for complex longitudinal studies. *arXiv preprint arXiv:2109.07030*, 2021.

- A. Ying, Y. Cui, and E. J. T. Tchetgen. Proximal causal inference for marginal counterfactual survival curves. *arXiv preprint arXiv:2204.13144*, 2022.
- B. Zhang, A. A. Tsiatis, E. B. Laber, and M. Davidian. A robust method for estimating optimal treatment regimes. *Biometrics*, 68(4):1010–1018, 2012.
- Y. Zhao, D. Zeng, A. J. Rush, and M. R. Kosorok. Estimating individualized treatment rules using outcome weighted learning. *Journal of the American Statistical Association*, 107(499):1106–1118, 2012.

## Appendix

### A Proof of identification (3)

The proof is straightforward. We state it here for clarity and completeness. Note that

$$\begin{aligned} \mathbb{I}\{d_{z\cup w}(X, W, Z) = 1\} &= \mathbb{I}\{d_{z\cup w} \in \mathcal{D}_{\mathcal{Z}}\}\mathbb{I}\{d_{z\cup w}(X, Z) = 1\} + \mathbb{I}\{d_{z\cup w} \in \mathcal{D}_{\mathcal{W}}\}\mathbb{I}\{d_{z\cup w}(X, W) = 1\}, \\ \mathbb{I}\{d_{z\cup w}(X, W, Z) = -1\} &= \mathbb{I}\{d_{z\cup w} \in \mathcal{D}_{\mathcal{Z}}\}\mathbb{I}\{d_{z\cup w}(X, Z) = -1\} + \mathbb{I}\{d_{z\cup w} \in \mathcal{D}_{\mathcal{W}}\}\mathbb{I}\{d_{z\cup w}(X, W) = -1\}. \end{aligned}$$

Therefore, we have

$$\begin{aligned} \mathbb{E}[Y(1)\mathbb{I}\{d_{z\cup w}(X, W, Z) = 1\}] &= \mathbb{E}[Y(1)\mathbb{I}\{d_{z\cup w} \in \mathcal{D}_{\mathcal{Z}}\}\mathbb{I}\{d_{z\cup w}(X, Z) = 1\}] \\ &\quad + \mathbb{E}[Y(1)\mathbb{I}\{d_{z\cup w} \in \mathcal{D}_{\mathcal{W}}\}\mathbb{I}\{d_{z\cup w}(X, W) = 1\}] \\ &= \mathbb{I}\{d_{z\cup w} \in \mathcal{D}_{\mathcal{Z}}\}\mathbb{E}[Y(1)\mathbb{I}\{d_{z\cup w}(X, Z) = 1\}] \\ &\quad + \mathbb{I}\{d_{z\cup w} \in \mathcal{D}_{\mathcal{W}}\}\mathbb{E}[Y(1)\mathbb{I}\{d_{z\cup w}(X, W) = 1\}]. \end{aligned}$$

Similarly,

$$\begin{aligned} \mathbb{E}[Y(-1)\mathbb{I}\{d_{z\cup w}(X, W, Z) = -1\}] &= \mathbb{I}\{d_{z\cup w} \in \mathcal{D}_{\mathcal{Z}}\}\mathbb{E}[Y(-1)\mathbb{I}\{d_{z\cup w}(X, Z) = -1\}] \\ &\quad + \mathbb{I}\{d_{z\cup w} \in \mathcal{D}_{\mathcal{W}}\}\mathbb{E}[Y(-1)\mathbb{I}\{d_{z\cup w}(X, W) = -1\}]. \end{aligned}$$

So

$$\begin{aligned} V(d_{z\cup w}) &= \mathbb{E}[Y(1)\mathbb{I}\{d_{z\cup w}(X, W, Z) = 1\}] + \mathbb{E}[Y(-1)\mathbb{I}\{d_{z\cup w}(X, W, Z) = -1\}] \\ &= \mathbb{I}\{d_{z\cup w} \in \mathcal{D}_{\mathcal{Z}}\}\mathbb{E}[Y(1)\mathbb{I}\{d_{z\cup w}(X, Z) = 1\} + Y(-1)\mathbb{I}\{d_{z\cup w}(X, Z) = -1\}] \\ &\quad + \mathbb{I}\{d_{z\cup w} \in \mathcal{D}_{\mathcal{W}}\}\mathbb{E}[Y(1)\mathbb{I}\{d_{z\cup w}(X, W) = 1\} + Y(-1)\mathbb{I}\{d_{z\cup w}(X, W) = -1\}] \\ &= \mathbb{I}\{d_{z\cup w} \in \mathcal{D}_{\mathcal{Z}}\}\mathbb{E}[h(W, d_{z\cup w}(X, Z), X)] + \mathbb{I}\{d_{z\cup w} \in \mathcal{D}_{\mathcal{W}}\}\mathbb{E}[Yq(Z, A, X)\mathbb{I}\{d_{z\cup w}(X, W) = A\}], \end{aligned}$$

where the last equality holds due to identification results (1) and (2).

### B Proof of Theorem 1

Recall that  $V(d_{zw}^\pi) = \mathbb{E}[Y(1)\mathbb{I}\{d_{zw}^\pi(X, W, Z) = 1\} + Y(-1)\mathbb{I}\{d_{zw}^\pi(X, W, Z) = -1\}]$ , we essentially need to consider the first term  $\mathbb{E}[Y(1)\mathbb{I}\{d_{zw}^\pi(X, W, Z) = 1\}]$ . Note that

$$\mathbb{I}\{d_{zw}^\pi(X, W, Z) = 1\} = \mathbb{I}\{\pi(X) = 1\}\mathbb{I}\{d_z(X, Z) = 1\} + \mathbb{I}\{\pi(X) = 0\}\mathbb{I}\{d_w(X, W) = 1\},$$

we have

$$\begin{aligned} \mathbb{E}[Y(1)\mathbb{I}\{d_{zw}^\pi(X, W, Z) = 1\}] &= \mathbb{E}[Y(1)\mathbb{I}\{\pi(X) = 1\}\mathbb{I}\{d_z(X, Z) = 1\} + Y(1)\mathbb{I}\{\pi(X) = 0\}\mathbb{I}\{d_w(X, W) = 1\}] \\ &= \mathbb{E}[\mathbb{I}\{\pi(X) = 1\}\mathbb{E}[Y(1)\mathbb{I}\{d_z(X, Z) = 1\}|X]] \\ &\quad + \mathbb{I}\{\pi(X) = 0\}\mathbb{E}[Y(1)\mathbb{I}\{d_w(X, W) = 1\}|X]]. \end{aligned}$$

By leveraging the outcome-inducing confounding bridge, we have

$$\begin{aligned}
\mathbb{E}[Y(1)\mathbb{I}\{d_z(X, Z) = 1\}|X] &= \mathbb{E}[\mathbb{E}[Y(1)|X, Z]\mathbb{I}\{d_z(X, Z) = 1\}|X] \\
&= \mathbb{E}[\mathbb{E}[\mathbb{E}[Y(1)|X, Z, U]|X, Z]\mathbb{I}\{d_z(X, Z) = 1\}|X] \\
&= \mathbb{E}[\mathbb{E}[\mathbb{E}[Y|X, U, A = 1]|X, Z]\mathbb{I}\{d_z(X, Z) = 1\}|X] \\
&= \mathbb{E}[\mathbb{E}[\mathbb{E}[h(W, 1, X)|X, U]|X, Z]\mathbb{I}\{d_z(X, Z) = 1\}|X] \\
&= \mathbb{E}[\mathbb{E}[\mathbb{E}[h(W, 1, X)|X, Z, U]|X, Z]\mathbb{I}\{d_z(X, Z) = 1\}|X] \\
&= \mathbb{E}[h(W, 1, X)\mathbb{I}\{d_z(X, Z) = 1\}|X],
\end{aligned}$$

where the third equality is due to Assumption 1, the fourth equality can be verified by Theorem 1 in Miao et al. (2018a) under Assumptions 2 and 3, and the fifth equality is due to Assumption 1. Moreover, by leveraging the treatment-inducing confounding bridge, we have

$$\begin{aligned}
\mathbb{E}[Y(1)\mathbb{I}\{d_w(X, W) = 1\}|X] &= \mathbb{E}[\mathbb{E}[Y(1)|X, W]\mathbb{I}\{d_w(X, W) = 1\}|X] \\
&= \mathbb{E}[\mathbb{E}[\mathbb{E}[Y(1)|X, W, U]|X, W]\mathbb{I}\{d_w(X, W) = 1\}|X] \\
&= \mathbb{E}[\mathbb{E}[\mathbb{E}[Y(1)|X, W, U, A = 1]|X, W]\mathbb{I}\{d_w(X, W) = 1\}|X] \\
&= \mathbb{E}[\mathbb{E}[\mathbb{E}[Y(1)|X, W, U, A = 1]\mathbb{E}[q(Z, 1, X)|X, U, A = 1] \\
&\quad \mathbb{P}(A = 1|X, U)|X, W]\mathbb{I}\{d_w(X, W) = 1\}|X] \\
&= \mathbb{E}[\mathbb{E}[\mathbb{E}[Yq(Z, 1, X)\mathbb{I}\{A = 1\}|X, U, W]|X, W]\mathbb{I}\{d_w(X, W) = 1\}|X] \\
&= \mathbb{E}[Yq(Z, 1, X)\mathbb{I}\{A = 1\}\mathbb{I}\{d_w(X, W) = 1\}|X],
\end{aligned}$$

where the third equality is due to Assumption 1, the fourth equality is implied by Theorem 2.2 of Cui et al. (2020) under Assumptions 4 and 5, and the fifth equality is due to Assumption 1. Therefore,

$$\begin{aligned}
\mathbb{E}[Y(1)\mathbb{I}\{d_{zw}^\pi(X, W, Z) = 1\}] &= \mathbb{E}[\mathbb{I}\{\pi(X) = 1\}\mathbb{E}[Y(1)\mathbb{I}\{d_z(X, Z) = 1\}|X] \\
&\quad + \mathbb{I}\{\pi(X) = 0\}\mathbb{E}[Y(1)\mathbb{I}\{d_w(X, W) = 1\}|X]] \\
&= \mathbb{E}[\mathbb{I}\{\pi(X) = 1\}\mathbb{E}[h(W, 1, X)\mathbb{I}\{d_z(X, Z) = 1\}|X] \\
&\quad + \mathbb{I}\{\pi(X) = 0\}\mathbb{E}[Yq(Z, 1, X)\mathbb{I}\{A = 1\}\mathbb{I}\{d_w(X, W) = 1\}|X]] \\
&= \mathbb{E}[\mathbb{I}\{\pi(X) = 1\}h(W, 1, X)\mathbb{I}\{d_z(X, Z) = 1\} \\
&\quad + \mathbb{I}\{\pi(X) = 0\}Yq(Z, 1, X)\mathbb{I}\{A = 1\}\mathbb{I}\{d_w(X, W) = 1\}]. \tag{7}
\end{aligned}$$

Similarly, as

$$\mathbb{I}\{d_{zw}^\pi(X, W, Z) = -1\} = \mathbb{I}\{\pi(X) = 1\}\mathbb{I}\{d_z(X, Z) = -1\} + \mathbb{I}\{\pi(X) = 0\}\mathbb{I}\{d_w(X, W) = -1\},$$

we have

$$\begin{aligned}
&\mathbb{E}[Y(-1)\mathbb{I}\{d_{zw}^\pi(X, W, Z) = -1\}] \\
&= \mathbb{E}[\mathbb{I}\{\pi(X) = 1\}h(W, -1, X)\mathbb{I}\{d_z(X, Z) = -1\} \\
&\quad + \mathbb{I}\{\pi(X) = 0\}Yq(Z, -1, X)\mathbb{I}\{A = -1\}\mathbb{I}\{d_w(X, W) = -1\}]. \tag{8}
\end{aligned}$$

Combining (7) and (8), we have

$$\begin{aligned}
V(d_{zw}^\pi) &= \mathbb{E}[Y(1)\mathbb{I}\{d_{zw}^\pi(X, W, Z) = 1\} + Y(-1)\mathbb{I}\{d_{zw}^\pi(X, W, Z) = -1\}] \\
&= \mathbb{E}[\mathbb{I}\{\pi(X) = 1\}h(W, 1, X)\mathbb{I}\{d_z(X, Z) = 1\} \\
&\quad + \mathbb{I}\{\pi(X) = 0\}Yq(Z, 1, X)\mathbb{I}\{A = 1\}\mathbb{I}\{d_w(X, W) = 1\} \\
&\quad + \mathbb{I}\{\pi(X) = 1\}h(W, -1, X)\mathbb{I}\{d_z(X, Z) = -1\} \\
&\quad + \mathbb{I}\{\pi(X) = 0\}Yq(Z, -1, X)\mathbb{I}\{A = -1\}\mathbb{I}\{d_w(X, W) = -1\}] \\
&= \mathbb{E}[\mathbb{I}\{\pi(X) = 1\}h(W, d_z(X, Z), X) + \mathbb{I}\{\pi(X) = 0\}Yq(Z, A, X)\mathbb{I}\{d_w(X, W) = A\}] \\
&= \mathbb{E}[\pi(X)h(W, d_z(X, Z), X) + (1 - \pi(X))Yq(Z, A, X)\mathbb{I}\{d_w(X, W) = A\}],
\end{aligned}$$

which completes the proof.

## C Proof of Theorem 2

For any  $d_z \in \mathcal{D}_Z$  and  $d_w \in \mathcal{D}_W$ , we have

$$\begin{aligned}
V(d_{zw}^{\bar{\pi}}) &= \mathbb{E}[\bar{\pi}(X; d_z, d_w)h(W, d_z(X, Z), X) + (1 - \bar{\pi}(X; d_z, d_w))Yq(Z, A, X)\mathbb{I}\{d_w(X, W) = A\}] \\
&= \mathbb{E}[\bar{\pi}(X; d_z, d_w)\mathbb{E}[h(W, d_z(X, Z), X)|X] + (1 - \bar{\pi}(X; d_z, d_w))\mathbb{E}[Yq(Z, A, X)\mathbb{I}\{d_w(X, W) = A\}|X]] \\
&= \mathbb{E}[\max\{\mathbb{E}[h(W, d_z(X, Z), X)|X], \mathbb{E}[Yq(Z, A, X)\mathbb{I}\{d_w(X, W) = A\}|X]\}],
\end{aligned}$$

where the last equality is due to the definition of  $\bar{\pi}(X; d_z, d_w)$ . As

$$\max\{\mathbb{E}[h(W, d_z(X, Z), X)|X], \mathbb{E}[Yq(Z, A, X)\mathbb{I}\{d_w(X, W) = A\}|X]\} \geq \mathbb{E}[h(W, d_z(X, Z), X)|X],$$

and

$$\max\{\mathbb{E}[h(W, d_z(X, Z), X)|X], \mathbb{E}[Yq(Z, A, X)\mathbb{I}\{d_w(X, W) = A\}|X]\} \geq \mathbb{E}[Yq(Z, A, X)\mathbb{I}\{d_w(X, W) = A\}|X],$$

taking expectations on both sides, we have

$$\begin{aligned}
&\mathbb{E}[\max\{\mathbb{E}[h(W, d_z(X, Z), X)|X], \mathbb{E}[Yq(Z, A, X)\mathbb{I}\{d_w(X, W) = A\}|X]\}] \\
&\geq \mathbb{E}[\mathbb{E}[h(W, d_z(X, Z), X)|X]] \\
&= \mathbb{E}[h(W, d_z(X, Z), X)] \\
&= V(d_z),
\end{aligned}$$

$$\begin{aligned}
&\mathbb{E}[\max\{\mathbb{E}[h(W, d_z(X, Z), X)|X], \mathbb{E}[Yq(Z, A, X)\mathbb{I}\{d_w(X, W) = A\}|X]\}] \\
&\geq \mathbb{E}[\mathbb{E}[Yq(Z, A, X)\mathbb{I}\{d_w(X, W) = A\}|X]] \\
&= \mathbb{E}[Yq(Z, A, X)\mathbb{I}\{d_w(X, W) = A\}] \\
&= V(d_w).
\end{aligned}$$

Therefore, we have  $V(d_{zw}^{\bar{\pi}}) \geq \max\{V(d_z), V(d_w)\}$ .



## D Proof of Corollary 1

Recall that

$$d_{zw}^{\bar{\pi}^*}(X, W, Z) = \bar{\pi}(X; d_z^*, d_w^*)d_z^*(X, Z) + (1 - \bar{\pi}(X; d_z^*, d_w^*))d_w^*(X, W),$$

with

$$\bar{\pi}(X; d_z^*, d_w^*) = \mathbb{I}\{\mathbb{E}[h(W, d_z^*(X, Z), X|X) \geq \mathbb{E}[Yq(Z, A, X)]\mathbb{I}\{d_w^*(X, W) = A\}|X]\},$$

we apply the result in Theorem 2, i.e.,

$$V(d_{zw}^{\bar{\pi}^*}) \geq \max\{V(d_z^*), V(d_w^*)\}.$$

Due to  $V(d_{z \cup w}^*) = \max\{V(d_z^*), V(d_w^*)\}$  as shown in Qi et al. (2021), we then conclude that  $V(d_{zw}^{\bar{\pi}^*}) \geq \max\{V(d_z^*), V(d_w^*), V(d_{z \cup w}^*)\}$ .

## E Proof of Proposition 1

By definition of  $\mathbb{K}(\hat{\pi})$  we have

$$V(\hat{d}_{zw}^{\hat{\pi}}) = V(\hat{d}_{zw}^{\bar{\pi}}) - \mathbb{K}(\hat{\pi}). \quad (9)$$

Then from

$$\mathbb{G}(\bar{\pi}) = \min\{V(\hat{d}_{zw}^{\bar{\pi}}) - V(\hat{d}_z), V(\hat{d}_{zw}^{\bar{\pi}}) - V(\hat{d}_w)\},$$

we can see

$$\max\{V(\hat{d}_z), V(\hat{d}_w)\} = V(\hat{d}_{zw}^{\bar{\pi}}) - \mathbb{G}(\bar{\pi}). \quad (10)$$

Finally, combining (9) and (10), we have

$$V(\hat{d}_{zw}^{\hat{\pi}}) \geq \max\{V(\hat{d}_z), V(\hat{d}_w)\} - \mathbb{K}(\hat{\pi}) + \mathbb{G}(\bar{\pi}).$$

As  $V(\hat{d}_{z \cup w}) = \max\{V(\hat{d}_z), V(\hat{d}_w)\}$ , we conclude that

$$V(\hat{d}_{zw}^{\hat{\pi}}) \geq \max\{V(\hat{d}_z), V(\hat{d}_w)\} - \mathbb{K}(\hat{\pi}) + \mathbb{G}(\bar{\pi}) = V(\hat{d}_{z \cup w}) - \mathbb{K}(\hat{\pi}) + \mathbb{G}(\bar{\pi}).$$

## F Asymptotics of $\mathbb{K}(\hat{\pi})$

Throughout this section, we assume that  $X \in [0, 1]^p$  has a bounded density  $f(x)$  and  $\max\{|Y|, \|h\|_\infty, \|q\|_\infty\} \leq M$  for some  $M > 0$ . In addition, we assume that  $\sup_{w,a,x} |\hat{h}(w, a, x) - h(w, a, x)| = o_p(n^{-\alpha})$ ,  $\sup_{z,a,x} |\hat{q}(z, a, x) - q(z, a, x)| = o_p(n^{-\beta})$  for some  $\alpha, \beta > 0$  (Chen and Christensen, 2013). Given the training dataset, we define an oracle estimator of  $\delta(x; \hat{d}_z, \hat{d}_w)$

$$\delta'(x; \hat{d}_z, \hat{d}_w) \triangleq \frac{\sum_{i=1}^n \{h(W_i, \hat{d}_z(x, Z_i), x) - Y_i q(Z_i, A_i, x) \mathbb{I}\{\hat{d}_w(x, W_i) = A_i\}\} K\left(\frac{\|x - X_i\|}{\gamma}\right)}{\sum_{i=1}^n K\left(\frac{\|x - X_i\|}{\gamma}\right)}.$$

We assume that with probability larger than  $1-1/n$ , for any  $d_z \in \mathcal{D}_Z$  and  $d_w \in \mathcal{D}_W$ ,  $\sup_x |\delta(x; d_z, d_w) - \delta'(x; d_z, d_w)| \leq C_1 n^{-\gamma}$  for some  $C_1 > 0$  and  $\gamma > 0$  under certain conditions (Jiang, 2017). If we further impose a restriction on the carnality of preliminary policy classes and assume  $|\mathcal{D}_Z| = o(n)$  and  $|\mathcal{D}_W| = o(n)$ , by a straightforward calculation, we have  $\sup_{x, d_z \in \mathcal{D}_Z, d_w \in \mathcal{D}_W} |\hat{\delta}(x; d_z, d_w) - \delta(x; d_z, d_w)| \leq C_2 n^{-\zeta}$  on a set  $\mathcal{X}_0$  and  $\mathbb{P}(\mathcal{X}_0^c) \rightarrow 0$ , where  $C_2 > 0, \zeta = \min\{\alpha, \beta, \gamma\}$ , and  $\mathcal{X}_0^c$  is the complement of  $\mathcal{X}_0$ .

To streamline the presentation, in the following, we abbreviate  $\delta(X; \hat{d}_z, \hat{d}_w)$ ,  $\delta'(X; \hat{d}_z, \hat{d}_w)$  and  $\hat{\delta}(X; \hat{d}_z, \hat{d}_w)$  as  $\delta(X)$ ,  $\delta'(X)$  and  $\hat{\delta}(X)$ , respectively. Two subsets of  $\mathcal{X}$ , namely  $\mathcal{X}_{f1}$  and  $\mathcal{X}_{f2}$ , are defined as

$$\begin{aligned}\mathcal{X}_{f1} &= \{x \in \mathcal{X} : \mathbb{I}\{\hat{\delta}(x) \geq 0\} = 1, \mathbb{I}\{\delta(x) \geq 0\} = 0\}, \\ \mathcal{X}_{f2} &= \{x \in \mathcal{X} : \mathbb{I}\{\hat{\delta}(x) \geq 0\} = 0, \mathbb{I}\{\delta(x) \geq 0\} = 1\},\end{aligned}$$

and we also define the complement set  $\mathcal{X}_c$  as

$$\mathcal{X}_c = \{x \in \mathcal{X} : \text{sign}(\hat{\delta}(x)) = \text{sign}(\delta(x))\},$$

with  $\text{sign}(0) = 1$ . We see that  $\mathcal{X}_{f1} \cap \mathcal{X}_{f2} = \emptyset$ ,  $\mathcal{X}_{f1} \cap \mathcal{X}_c = \emptyset$ ,  $\mathcal{X}_{f2} \cap \mathcal{X}_c = \emptyset$ , and  $\mathcal{X}_{f1} \cup \mathcal{X}_{f2} \cup \mathcal{X}_c = \mathcal{X}$ . From the definition of  $\mathbb{K}(\hat{\pi})$ , we have

$$\begin{aligned}\mathbb{K}(\hat{\pi}) &= \int_{x \in \mathcal{X}} \mathbb{E}[\bar{\pi}(X; \hat{d}_z, \hat{d}_w)h(W, \hat{d}_z(X, Z), X) + (1 - \bar{\pi}(X; \hat{d}_z, \hat{d}_w))Yq(Z, A, X)\mathbb{I}\{\hat{d}_w(X, W) = A\} \\ &\quad - \hat{\pi}(X; \hat{d}_z, \hat{d}_w)h(W, \hat{d}_z(X, Z), X) + (1 - \hat{\pi}(X; \hat{d}_z, \hat{d}_w))Yq(Z, A, X)\mathbb{I}\{\hat{d}_w(X, W) = A\} | X = x] f(x) dx \\ &= \int_{x \in \mathcal{X}_{f1}} -\delta(x) f(x) dx + \int_{x \in \mathcal{X}_{f2}} \delta(x) f(x) dx + \int_{x \in \mathcal{X}_c} 0 f(x) dx \\ &= - \int_{x \in \mathcal{X}_{f1}} \delta(x) f(x) dx + \int_{x \in \mathcal{X}_{f2}} \delta(x) f(x) dx.\end{aligned}$$

The second equation holds because if  $x \in \mathcal{X}_{f1}$ ,  $\hat{\pi}(x; \hat{d}_z, \hat{d}_w) = 1$ ,  $\bar{\pi}(x; \hat{d}_z, \hat{d}_w) = 0$  and

$$\begin{aligned}\mathbb{E}[\bar{\pi}(X; \hat{d}_z, \hat{d}_w)h(W, \hat{d}_z(X, Z), X) + (1 - \bar{\pi}(X; \hat{d}_z, \hat{d}_w))Yq(Z, A, X)\mathbb{I}\{\hat{d}_w(X, W) = A\} \\ - \hat{\pi}(X; \hat{d}_z, \hat{d}_w)h(W, \hat{d}_z(X, Z), X) + (1 - \hat{\pi}(X; \hat{d}_z, \hat{d}_w))Yq(Z, A, X)\mathbb{I}\{\hat{d}_w(X, W) = A\} | X = x] = -\delta(x);\end{aligned}$$

if  $x \in \mathcal{X}_{f2}$ ,  $\hat{\pi}(x; \hat{d}_z, \hat{d}_w) = 0$ ,  $\bar{\pi}(x; \hat{d}_z, \hat{d}_w) = 1$  and

$$\begin{aligned}\mathbb{E}[\bar{\pi}(X; \hat{d}_z, \hat{d}_w)h(W, \hat{d}_z(X, Z), X) + (1 - \bar{\pi}(X; \hat{d}_z, \hat{d}_w))Yq(Z, A, X)\mathbb{I}\{\hat{d}_w(X, W) = A\} \\ - \hat{\pi}(X; \hat{d}_z, \hat{d}_w)h(W, \hat{d}_z(X, Z), X) + (1 - \hat{\pi}(X; \hat{d}_z, \hat{d}_w))Yq(Z, A, X)\mathbb{I}\{\hat{d}_w(X, W) = A\} | X = x] = \delta(x);\end{aligned}$$

if  $x \in \mathcal{X}_c$ ,  $\hat{\pi}(x; \hat{d}_z, \hat{d}_w) = \bar{\pi}(x; \hat{d}_z, \hat{d}_w)$  and

$$\begin{aligned}\mathbb{E}[\bar{\pi}(X; \hat{d}_z, \hat{d}_w)h(W, \hat{d}_z(X, Z), X) + (1 - \bar{\pi}(X; \hat{d}_z, \hat{d}_w))Yq(Z, A, X)\mathbb{I}\{\hat{d}_w(X, W) = A\} \\ - \hat{\pi}(X; \hat{d}_z, \hat{d}_w)h(W, \hat{d}_z(X, Z), X) + (1 - \hat{\pi}(X; \hat{d}_z, \hat{d}_w))Yq(Z, A, X)\mathbb{I}\{\hat{d}_w(X, W) = A\} | X = x] = 0.\end{aligned}$$

Therefore, we essentially need to bound  $-\int_{x \in \mathcal{X}_{f1}} \delta(x) f(x) dx$  and  $\int_{x \in \mathcal{X}_{f2}} \delta(x) f(x) dx$  follows a similar proof. In this regard, we further split  $\mathcal{X}_{f1}$  to  $\mathcal{X}_{f1,1} = \{x \in \mathcal{X}_{f1} : \delta(x) \in (-Cn^{-\zeta}, Cn^{-\zeta})\}$  and  $\mathcal{X}_{f1,2} = \{x \in \mathcal{X}_{f1} : \delta(x) \notin (-Cn^{-\zeta}, Cn^{-\zeta})\}$ . Then it is easy to see that  $-\int_{x \in \mathcal{X}_{f1,1}} \delta(x) f(x) dx$  is bounded by  $O(n^{-\zeta})$  and  $\mathbb{P}(\mathcal{X}_{f1,2})$  converges to 0 as  $\mathbb{P}(\mathcal{X}_0^c)$  converges to 0. We then conclude that  $\mathbb{K}(\hat{\pi}) = o(1)$  almost surely.