

Assessing the Impact of Sequence Length Learning on Classification Tasks for Transformer Encoder Models

Jean-Thomas Baillargeon, Luc Lamontagne

Departement d'informatique et de génie logiciel, Université Laval, QC, Canada
{jean-thomas.baillargeon, luc.lamontagne}@ift.ulaval.ca

Abstract

Classification algorithms using Transformer architectures can be affected by the sequence length learning problem whenever observations from different classes have a different length distribution. This problem causes models to use sequence length as a predictive feature instead of relying on important textual information. Although most public datasets are not affected by this problem, privately owned corpora for fields such as medicine and insurance may carry this data bias. The exploitation of this sequence length feature poses challenges throughout the value chain as these machine learning models can be used in critical applications. In this paper, we empirically expose this problem and present approaches to minimize its impacts.

1 Introduction

Transformer-based models (Vaswani et al. 2017), the current go-to models in terms of state-of-the-art performance, achieve impressive performances in most natural language processing (NLP) tasks. Being parameter-heavy models trained on huge corpora, they retain most of the training data information (Bender et al. 2021), leading to significant improvements. However, these improvements sometimes rely on unknown and undesirable correlations present in the training and test data. Models can learn to leverage these correlations as classification shortcuts (Bastings et al. 2021).

A well-known source of shortcuts is bias. Using bias as a shortcut, a model could, for instance, associate gender and occupation together (Lu et al. 2020) instead of learning useful textual representations that would help infer someone's occupation. Even though the use of shortcuts can lead to model improvements during construction as they are good for the wrong reasons (McCoy, Pavlick, and Linzen 2019), it can create problems along the value chain if end users are not aware of the heuristic used. Other sources of classification shortcut include spurious features where inductive model bias is generated by artifacts from the annotation process or text structure, so models learn the dataset instead of the task.

Copyright © 2023 by the authors.

This open access article is published under the Creative Commons Attribution-NonCommercial 4.0 International License.

A lesser-known classification shortcut is the sequence length difference between observations of different classes in a classification task. Exploiting this feature implies that any variation of the observations length, regardless of their textual content, can lead to misclassifications. As with other spurious features, the use of shortcuts also impacts the performance of explanation mechanisms since the main features exploited are not based on textual content. Another problem with sequence length learning is artificial overperformance with the training and test datasets. A performance distortion leads to unfair comparisons for model selection since some models may converge to a local minimum using sequence length rather than fully representing the textual information. Overall, sequence length should be avoided because the performance gain comes at the expense of model robustness, explainability, and evaluation.

Although seldom encountered in public and open datasets, we encounter this problem in our work as we aim to provide analyst with early warnings of catastrophic (costly) claims. Since basic and catastrophic claim files have different length profiles, our modeling efforts are hampered by sequence length learning.

This paper presents two contributions related to the problem described above. Our first contribution is an empirical study of how transformer-based models are affected by sequence length learning. Our second contribution is the evaluation of techniques using the capabilities of pretrained transformers to mitigate the impacts of this feature.

The remainder of the paper is as follows. We describe in Section 2 how the literature identifies and addresses the problem. In Section 3, we present a series of experiments that investigate the impact of the sequence length meta-feature using four textual classification datasets. Finally, we analyze in Section 4 data-centric techniques to mitigate the impact of learning sequence length meta-features.

2 Related Work

Model exploiting classification shortcuts is no new theme in the natural language processing research community. Many studies have been made regarding fairness and bias (such as gender or ethnicity, see (Garrido-Muñoz et al. 2021)) that bypass task learning by learning the artifacts from the dataset. (Lovering et al. 2021) investigated how spurious features (e.g. lexical overlap) were preferred over the target

feature (i.e. textual information) and correlated the extrability of a feature in a language model documents pretrained representation with its use in the classification task.

In their work, (Warstadt et al. 2020) identified many spurious (surface) features and studied their impact on pretraining weights of transformer models such as BERT and RoBERTa. Those identified features were associated with nonlinguistic text singularities, such as word absolute position (sentence starts with "the"), sequence length (text is longer than n words), lexical content (sentence contains "the"), word relative position ("the" is before "an") and orthography (is the sentence in title case). They concluded that the model would acquire a preference for linguistics features rather than surface features as long as enough examples were provided during self-supervised pretraining. Although they considered the sequence length as a surface feature, it has not been evaluated how strongly the model relies on the feature on a downstream task.

This lesser-known sequence length spurious feature has seldom been explored in the literature. (Baillargeon, Cossette, and Lamontagne 2023) presented that recurrent neural networks would use the sequence length as a feature in an empirical demonstration using simulation and with a sentiment polarity task. They presented that weight decay regularization prevented the usage of sequence length. However, their work was limited to recurrent neural networks, and transformer architecture was left out. Our application could not eliminate the sequence length using their regularization scheme. Sequence length was also studied in (Jeon and Strube 2021), where the authors identified this potential problem in essay gradings. Their work presented that the transformer model (XLNet) uses the essay length to grade it in a regression task. To palliate this problem, the authors used the assumption that word distribution is a score predictor and is not transferable to our classification problem.

The literature on spurious features and bias mitigation proposed various solutions avenues, such as adversarial learning (Belinkov et al. 2019) and optimizer-based solutions (Jiang et al. 2022). Approaches, such as data augmentation, are presented by (Sun et al. 2019) and (Prost, Thain, and Bolukbasi 2019) to mitigate (gender) bias and reduce its impacts as a classification shortcut. (Wu et al. 2022) addressed the spurious feature problem with a data augmentation and reduction approach for datasets for natural language inference tasks. Both methods we are proposing are inspired by their approach.

3 Assessing the Impact of Sequence Length Learning

In this section, we describe our approach to expose models to sequence length learning using publicly available classification datasets. We start by presenting the datasets used in our work and then describe various experiments to study this problem. In the first experiment, we assess the propensity of models to rely on sequence length. Other aspects, such as the extent of the problem resulting from overlapping class length distributions, are studied in subsequent experiments. We finally show that the problem affects different

transformer encoder architectures and we explore its potential sources.

3.1 Datasets

In our experiment, we expose four text classification datasets to the sequence length learning problem. The first dataset, **Amazon-Polarity** (AP) (Zhang, Zhao, and LeCun 2015), contains reviews on a scale of five ratings grouped into negative (label 0) and positive (label 1) classes. The training set consists of 3.6M examples equally divided into two classes. The second, **Yelp-Polarity** (YP) (Zhang, Zhao, and LeCun 2015), is another binary classification dataset containing 500K text examples labeled negative (0) or positive (1). The third dataset is **Multi Natural Language Inference** (MNLI), introduced by (Williams, Nangia, and Bowman 2018), a multi-class classification task included in the GLUE benchmark. This dataset contains 433k sentence pairs and three inference labels, where a model must assess whether the second sentence is either an entailment (label 0), neutral (label 1), or contradictory (label 2) with the first sentence. Finally the fourth dataset, Question-answering NLI (QNLI) introduced by (Rajpurkar et al. 2016), also included in GLUE, is a binary classification with 116k question-answer pairs, labeled as entailment (0) or not-entailment (1).

To expose the datasets to the sequence length problem, we inject this spurious feature by creating a sequence length imbalance in the training data, and we partition the test set to assess the behavior of the model for different overlaps of distribution.

Alteration of Training Datasets to Inject sequence length Imbalance The sequence length meta-feature is injected by truncating the training sets to obtain non-overlapping sequence length distributions between classes. To do this, a specific length threshold is selected to divide the class observations. As we use transformers with specific pretrained tokenizers, we estimate the sequence length as the number of tokens after tokenizing the dataset. Also, as transformer models have a maximum input size, observations longer than this maximum size are truncated. For binary classification, we select the length threshold that gives the best accuracy score for a classifier that uses the sequence length of observations as the only feature. For the NLI tasks, we used the 33rd and 66th (for MNLI) and 50th (for QNLI) length percentile of the full training set distribution. Table 1 contains these values for the four datasets used in our work.

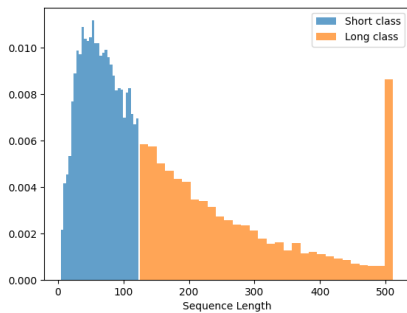
Dataset	Threshold
AP	92
YP	127
MLNI	31, 45
QLNI	48

Table 1: Threshold lengths used for dataset partitioning.

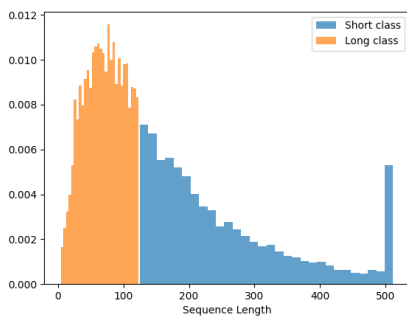
As noted in Table 1, a threshold of 92 tokens is used to partition the examples for Amazon Polarity and 127 tokens for Yelp Polarity. For both datasets, we keep the negative examples above the threshold and the positives below. For

MNLI, we keep observations containing up to 31 tokens for entailment, 32 to 45 for neutral, and above 45 for contradiction. For QNLI, we kept observation containing up to 48 tokens for entailment and above 48 for not-entailment.

Generation of Test Subsets To evaluate the importance of sequence length in the classification process, we divide each test datasets according to two partitionings. The first test partitioning, **Gap-test**, uses the same rules as in Section 3.1 to keep test length distributions similar to those in the training set. The resulting partitions contain task-relevant data and are also of unbalanced length. The second, **Reverse-test**, is partitioned as the complement of the first by filtering observations (instead of keeping them) using the threshold rules. This second partitioning still contains relevant data for the task. However the length distributions in these test partitions are the inverse of those in the training set. In Figure 2, we present the partitionings obtained for Yelp Polarity. Observing a difference in the performance of a model on these two datasets would indicate whether the model uses sequence length as spurious feature.



(a) Gap-test partitioning



(b) Reverse-test partitioning

Figure 2: The length distributions for different partitionings of the Yelp Polarity test set. The spikes on the right side correspond to the proportion of examples truncated at the maximum transformer input length.

3.2 Evaluation of the Impact of the sequence length Feature

To assess the presence of sequence length learning, we train models on the training datasets altered as described in Section 3.1 and evaluate them on the three test sets (the **Original** test set as well as its **Gap-test** and **Reverse-test** partitionings) presented in Section 3.1. For this experiment, we use RoBERTa (Liu et al. 2019), a baseline model that we finetune from the `roberta-base` pretrained weights provided by the Hugging Face transformers library (Wolf et al. 2019).

Original train	Original test	Gap test	Reverse test
AP	94.7 %	95.1 %	94.1 %
YP	97.6 %	98.0 %	97.1 %
MNLI	82.9 %	82.1 %	83.3 %
QNLI	91.4 %	91.3 %	91.6 %

Table 2: Single-run accuracy with the original train sets

We first present in Table 2 the classification results of the models trained with the original unmodified training datasets. We can observe that the accuracy performance is similar to the state of the art for each dataset. Moreover using length-unbalanced test sets does not affect the results because classification the models are trained on length-balanced training sets.

Altered train	Original test	Gap test	Reverse test
AP	53.4 %	100.0 %	0.0 %
YP	56.0 %	100.0 %	0.0 %
MNLI	34.1 %	100.0 %	13.3 %
QNLI	46.3 %	100.0 %	0.0 %

Table 3: Single-run accuracy with the altered datasets

To evaluate the impact of unbalanced sequence length on model behavior, we finetune other `roberta-base` models using the length-altered training sets described in Section 3.1. Table 3 presents the evaluation results with these models.

First we can see that all four models perform very well on the **Gap-Test** partitioning with accuracy results above the baseline evaluation. In fact, all four obtain perfect scores. This first result suggests that all the models seem to capture sequence length as a classification spurious feature.

However, we observe that all the models perform very poorly on the **Reverse-Test** partitioning. Both sentiment analysis and QNLI models fail to make a single accurate prediction. Moreover, the results of the MNLI model are significantly lower than those of a random class selection. Again, it suggests that the models rely heavily on sequence length and also indicates that the content of the texts is almost never taken into account to make predictions.

A last observation made from the results obtained on the **Original-Test** partitioning indicates that training the models

with length-unbalanced datasets significantly degrades performance even when evaluated with a balanced test set.

Combining all these observations, we can draw two conclusions with a high degree of certainty. The first one is that the model will strongly rely on sequence length to make classifications if the data for each class is non-overlapping partitioned. The second conclusion is that the performance of a transformer model will be deceptively high when sequence length can be used. Furthermore, there is a high risk that analysts would be unaware of the presence of the sequence length feature contribution to the models and would be unable to evaluate its significance.

3.3 Evaluation of sequence length Learning for Partial Class Overlap

We concluded in Section 3.2 that sequence length learning will bring the model to exclusively use this spurious feature when the length distribution of the different classes is perfectly partitioned. However, in a more realistic scenario, the classes will have overlapping sequence length distributions, and its impact will not be as drastic as presented in the previous section. In this section, we evaluate the relationship between the percentage of overlap in the length distributions of two classes and its impact on the classification performance.

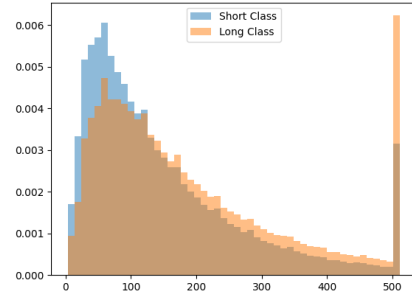
To control the injection of the sequence length meta-feature in the datasets, we gradually adjust the overlap ratio between the two classes using different lower and upper thresholds. Table 4 presents the upper and lower bounds of the selected overlap proportions for the Amazon Polarity and Yelp Polarity classes.

Dataset	Overlap %	Lower	Upper
AP	92 % (original)	0	512
AP	80 %	40	200
AP	50 %	60	125
AP	25 %	70	85
AP	0 %	80	80
YP	87 % (original)	0	512
YP	80 %	30	360
YP	50 %	90	230
YP	25 %	100	150
YP	0 %	125	125

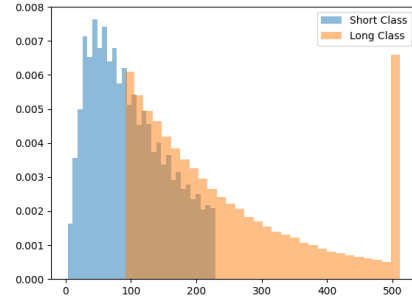
Table 4: Lower and upper thresholds for partitioning examples respectively with long and short lengths

For illustration purposes, the reader can understand from the values in bold in the table that if we keep examples with less than 230 tokens for the short class and examples longer than 90 tokens for the long class of YP, one obtains two distributions where 50% of the examples overlap in sequence length. This partitioning of the dataset is illustrated in Figure 1 with the original distribution (88% overlap) in part (a) and the altered version in part (b).

From the results presented in Table 5, we first notice that, as the training distribution overlap diminishes, the performance on **Original-test** degrades for both datasets, from 95.0 % to 53.2 % for AP and from 97.6 % to 56.0 % for



(a) Original distribution



(b) Altered distribution with 50 % overlap

Figure 1: Observation length distributions for Yelp-Polarity.

Altered train	Overlap %	Original test	Gap test	Reverse test
AP	92 %	95 %	95 %	94 %
AP	80 %	88 %	97 %	77 %
AP	50 %	70 %	98 %	38 %
AP	25 %	60 %	99 %	15 %
AP	0 %	53 %	100 %	0 %
YP	88 %	98 %	98 %	97 %
YP	80 %	94 %	99 %	89 %
YP	50 %	75 %	99 %	43 %
YP	25 %	64 %	100 %	19 %
YP	0 %	56 %	100 %	0 %

Table 5: Single-run accuracy of models trained with datasets altered for different overlap ratios.

YP. As **Original-test** combines the observations from **Gap-test** and **Reverse-test**, we expect this decrease to come from either partition. Investigating the performance of the models on **Gap-test** allow us to observe an increase in accuracy as the overlap proportion of both classes decreases. Conversely, the accuracy of the models evaluated on the **Reverse-test** subset decreases substantially, with a degradation almost linearly proportional to the overlap ratio. This suggests that a sequence learning effect takes place and becomes stronger as the percentage of overlap decreases (corresponding to an

increase of the sequence length imbalance).

Using this analysis, we conclude that the transformer encoder model used for these experiments suffer from the sequence length learning problem to a large extent whenever the spurious surface feature is present in the dataset. The overlap ratio between the class length distributions offers a simple and efficient estimator of the extent of the problem in a dataset. The more the distributions overlap, the lesser the problem.

3.4 Source of Sequence Length Learning in Transformers Layers

An important question to ask is "Where does this learning in the transformer architecture come from?". To locate the source of the problem, we divide `RoBERTa` into three parts (embedding layer, encoder layers and classification head) and train each part in isolation using the altered training dataset as in Section 3.2. We then assess the extent to which sequence length learning occurs in these trained parts. We trained each part for 10 epochs.

The first part is the **embedding** layer that contains the embeddings of the tokens, the positions and the token types. The second part contain the transformer layers of the **encoder**, composed (for `RoBERTa`) of 12 transformer blocs featuring the self-attention mechanism. Finally, the last layer is the **classification** head, which includes a fully connected layer that converts the `<cls>` token generated by the encoder into an output class prediction.

Trained Bloc	original test	gap test	reverse test
Embedding	55 %	54 %	55 %
Encoder	56 %	100 %	0 %
Classification	77 %	98 %	51 %

Table 6: Single-run evaluation (accuracy) of each transformer part trained in isolation.

We observe from Table 6 that the sequence length spurious feature strongly affects the transformer encoder layers and is also present to a lesser extent in the fully connected classification head. Surprisingly, no learning takes place in the Embedding layers, although positional embeddings would seem to be candidates for capturing sequence length related information.

3.5 Sequence Length Learning for Different Transformer Encoder Architectures

Our previous experiments are intended to illustrate the extent of the sequence length learning problem using a single model, `roberta-base`. We present in this section the results for three other transformer encoder architectures. Those architectures were selected to encompass a wider range of models and extend our findings to the family of transformer encoders.

`RoBERTa` was initially selected due to its high performance, availability, and general public adoption. Here we compare the `base` and `large` versions of `RoBERTa` to

understand the impact of a large number of parameters on sequence length learning. `Electra` was selected to evaluate a model not pretrained with Masked Language Modeling. Finally, `BigBird` was chosen as a representative of the `TransformerXL` family, which can extend the transformer architecture to sequences of longer lengths. This empirical study was performed using the YP dataset, and the models were trained for one full epoch, at which point they converged.

Transformer Model	original test	gap test	reverse test
<code>RoBERTa-base</code>	56.4 %	100 %	0.001 %
<code>RoBERTa-large</code>	56.7 %	100 %	0.005 %
<code>Electra</code>	57.6 %	100 %	0.023 %
<code>BigBird</code>	56.9 %	100 %	0.016 %

Table 7: Single-run evaluation (accuracy) for different transformer encoder architectures trained with sequence length imbalanced data.

Results presented in Table 7 clearly indicate that all the models studied are affected and rely almost solely on sequence length class imbalance whenever this feature is present in the dataset.

4 Alleviating the Impact of Sequence Length Learning

Sequence length learning can be addressed as a bias or spurious feature learning problem. In both cases, as presented in Section 2, solutions including adversarial learning or gradient adjustment could be good candidates. In this section, we favor data-oriented techniques that have proven to be effective by many authors, even if they are on the simpler side of the solution spectrum. We adopt two approaches to reduce the unwanted impact of sequence length learning on binary sentiment analysis models. The first is removing problematic observations from the training dataset and leveraging pretrained transformer representations. The second is a data augmentation technique that uses the transformer as a pretrained language model to increase the overlap percentage.

4.1 Removing Problematic Observations

The first approach exploits the transformer representations learned during pretraining. These efficient representations allow us to significantly reduce the number of training examples by removing the observations that would create the greatest bias in the classification model. A similar scheme was adopted in (Wu et al. 2022). In our work, we can trivially identify these observations by measuring their sequence length during data preparation.

To evaluate this technique on binary sentiment analysis models, we finetune the weights of `roberta-base` after removing all observations with a sequence length outside the overlap region of both class distributions. This results in the elimination of the presence of the sequence length meta-feature in training sets.

The results of the classification model evaluated on reduced datasets are presented in Table 8. It contains the dataset used and the initial and updated class overlap percentage. The last two columns present the accuracies of the models trained with (Ini.) and without (Red.) problematic observations, evaluated on the unaltered **Original-test** dataset.

Train Dataset	Overlap		Accuracy	
	Ini.	Red.	Ini.	Red.
AP	80 %	100 %	87.7 %	95.4 %
AP	50 %	100 %	70.3 %	95.2 %
AP	25 %	100 %	60.0 %	94.7 %
AP	0 %	n/a	53.2 %	n/a
YP	80 %	100 %	94.4 %	98.1 %
YP	50 %	100 %	74.6 %	97.8 %
YP	25 %	100 %	64.5 %	97.5 %
YP	0 %	n/a	56.0 %	n/a

Table 8: Single-run evaluation of models pre-trained with (Ini.) and without (Red.) problematic observations. The test set used is the **Original-test** dataset.

As expected, the models pre-trained without problematic examples perform very well. Even the models using a small part of the training data achieve performance similar to state-of-the-art models.

4.2 Augmenting Training Data Using LM

The second technique we tested exploits the transformer pre-trained language model to reduce the sequence length imbalance contained in the training data. We reduce this bias by synthetically increasing the overlap percentage. To achieve this, we extend the short class examples and shorten the long class examples using mask tokens. For this experiment, we use the masked language model (MLM) of RoBERTa to achieve both alterations.

Data Augmentation Approach To extend examples of the dataset, we choose examples from the short class, and add a random number of `<mask>` literal tokens in each instance. In our experiment, the random number of `<mask>` insertions for a given document follows a binomial distribution with parameters $q = 0.15$ and m being equal to the number of tokens in the example.

To reduce examples of the dataset, we pick examples from the long class and select a random number of tokens to remove. Instead of removing the tokens and running the risk of creating dissociated sentence fragments, we replace two consecutive words with a single `<mask>` token, allowing the MLM to fill in the blank and connect the two sentence pieces.

For both operations, the words replacing the `<mask>` tokens are selected by the MLM transformer model. The augmented dataset contains the examples resulting from the two operations.

Results with Augmented Training data Knowing that labels are mostly preserved during the augmentation pro-

cess, we evaluate whether training models with augmented datasets can alleviate the impact of sequence length learning. The results are presented in Table 9. It contains the dataset used and the distribution overlap values of the initial (Ini.) and augmented (Aug.) training sets. The last two columns present the accuracy of the models trained using the initial dataset or augmented data, the performance being evaluated with the unaltered **Original-test** dataset.

Train Dataset	Overlap		Accuracy	
	Ini.	Aug.	Ini.	Aug.
AP	80 %	84 %	87.7 %	90.4 %
AP	50 %	65 %	70.3 %	77.2 %
AP	25 %	46 %	60.0 %	69.2 %
AP	0 %	24 %	53.2 %	62.8 %
YP	80 %	89 %	94.4 %	86.6 %
YP	50 %	62 %	74.6 %	73.9 %
YP	25 %	40 %	64.5 %	79.1 %
YP	0 %	15 %	56.0 %	69.0 %

Table 9: Single-run accuracy of the models trained with (Aug.) or without (Ini.) augmented datasets. The test set used is the **Original-test** dataset.

We consider that data augmentation helps whenever we measure an improvement of accuracy with the augmented model over the original version and augmenting datasets at lower overlap values (0%, 25%, and 50%) lessen the spurious feature impact for both AP and YP.

The results from the last two sections support our hypothesis that data-centric approaches, such as extension and reduction, can alleviate the impacts of sequence length learning when they increase the overlapping percentage of class length distribution.

5 Conclusion & Future Works

In this paper, we illustrate with some tests that transformer-based architectures suffer from sequence length learning. When trained with an unbalanced dataset, a model learns to use the difference between class length distributions instead of relying on important textual features. We empirically demonstrate that we can inject a sequence length meta-feature into a dataset and force a transformer-based classifier to use it. We evaluated this problem on different NLP tasks and transformer encoder models. Finally, we show its impact can be reduced by eliminating examples outside of the overlap region or by augmenting training datasets using the MLM capabilities of transformers.

For future work, we would like to perform a similar evaluation on hierarchical architectures such as HAN (Yang et al. 2016) and Recurrence/Transformer over BERT (roBERT by (Pappagari et al. 2019)). We believe these models would also suffer from the same problem. However the hierarchical topology of these networks would allow for innovative approaches. Adversarial approaches could also be evaluated, such as training a model to classify while preventing another model from using its representation to predict the sequence length.

References

- [Baillargeon, Cossette, and Lamontagne 2023] Baillargeon, J.-T.; Cossette, H.; and Lamontagne, L. 2023. Preventing rnn from using sequence length as a feature. *NLPIR '22*, 16–20. New York, NY, USA: Association for Computing Machinery.
- [Bastings et al. 2021] Bastings, J.; Ebert, S.; Zablotskaia, P.; Sandholm, A.; and Filippova, K. 2021. "will you find these shortcuts?" a protocol for evaluating the faithfulness of input salience methods for text classification. *arXiv preprint arXiv:2111.07367*.
- [Belinkov et al. 2019] Belinkov, Y.; Poliak, A.; Shieber, S. M.; Van Durme, B.; and Rush, A. M. 2019. On adversarial removal of hypothesis-only bias in natural language inference. In *Proceedings of the Eighth Joint Conference on Lexical and Computational Semantics (*SEM 2019)*, 256–262.
- [Bender et al. 2021] Bender, E. M.; Gebru, T.; McMillan-Major, A.; and Shmitchell, S. 2021. On the dangers of stochastic parrots: Can language models be too big? In *Proceedings of the 2021 ACM Conference on Fairness, Accountability, and Transparency*, 610–623.
- [Garrido-Muñoz et al. 2021] Garrido-Muñoz, I.; Montejor-Ráez, A.; Martínez-Santiago, F.; and Ureña-López, L. A. 2021. A survey on bias in deep nlp. *Applied Sciences* 11(7):3184.
- [Jeon and Strube 2021] Jeon, S., and Strube, M. 2021. Countering the influence of essay length in neural essay scoring. In *Proceedings of the Second Workshop on Simple and Efficient Natural Language Processing*, 32–38.
- [Jiang et al. 2022] Jiang, L.; Zhou, H.; Lin, Y.; Li, P.; Zhou, J.; and Jiang, R. 2022. Rose: Robust selective fine-tuning for pre-trained language models. *arXiv preprint arXiv:2210.09658*.
- [Liu et al. 2019] Liu, Y.; Ott, M.; Goyal, N.; Du, J.; Joshi, M.; Chen, D.; Levy, O.; Lewis, M.; Zettlemoyer, L.; and Stoyanov, V. 2019. Roberta: A robustly optimized bert pre-training approach. *arXiv preprint arXiv:1907.11692*.
- [Lovering et al. 2021] Lovering, C.; Jha, R.; Linzen, T.; and Pavlick, E. 2021. Predicting inductive biases of pre-trained models. In *International Conference on learning representations*.
- [Lu et al. 2020] Lu, K.; Mardziel, P.; Wu, F.; Amancharla, P.; and Datta, A. 2020. Gender bias in neural natural language processing. In *Logic, Language, and Security*. Springer, 189–202.
- [McCoy, Pavlick, and Linzen 2019] McCoy, T.; Pavlick, E.; and Linzen, T. 2019. Right for the wrong reasons: Diagnosing syntactic heuristics in natural language inference. In *Proceedings of the 57th Annual Meeting of the Association for Computational Linguistics*, 3428–3448.
- [Pappagari et al. 2019] Pappagari, R.; Zelasko, P.; Villalba, J.; Carmiel, Y.; and Dehak, N. 2019. Hierarchical transformers for long document classification. In *2019 IEEE Automatic Speech Recognition and Understanding Workshop (ASRU)*, 838–844. IEEE.
- [Prost, Thain, and Bolukbasi 2019] Prost, F.; Thain, N.; and Bolukbasi, T. 2019. Debiasing embeddings for reduced gender bias in text classification. *arXiv preprint arXiv:1908.02810*.
- [Rajpurkar et al. 2016] Rajpurkar, P.; Zhang, J.; Lopyrev, K.; and Liang, P. 2016. Squad: 100,000+ questions for machine comprehension of text. In *Proceedings of the 2016 Conference on Empirical Methods in Natural Language Processing*, 2383–2392.
- [Sun et al. 2019] Sun, T.; Gaut, A.; Tang, S.; Huang, Y.; ElSherief, M.; Zhao, J.; Mirza, D.; Belding, E.; Chang, K.-W.; and Wang, W. Y. 2019. Mitigating gender bias in natural language processing: Literature review. *arXiv preprint arXiv:1906.08976*.
- [Vaswani et al. 2017] Vaswani, A.; Shazeer, N.; Parmar, N.; Uszkoreit, J.; Jones, L.; Gomez, A. N.; Kaiser, Ł.; and Polosukhin, I. 2017. Attention is all you need. *Advances in neural information processing systems* 30.
- [Warstadt et al. 2020] Warstadt, A.; Zhang, Y.; Li, X.; Liu, H.; and Bowman, S. 2020. Learning which features matter: Roberta acquires a preference for linguistic generalizations (eventually). In *Proceedings of the 2020 Conference on Empirical Methods in Natural Language Processing (EMNLP)*, 217–235.
- [Williams, Nangia, and Bowman 2018] Williams, A.; Nangia, N.; and Bowman, S. 2018. A broad-coverage challenge corpus for sentence understanding through inference. In *Proceedings of the 2018 Conference of the North American Chapter of the Association for Computational Linguistics: Human Language Technologies, Volume 1 (Long Papers)*, 1112–1122.
- [Wolf et al. 2019] Wolf, T.; Debut, L.; Sanh, V.; Chaumond, J.; Delangue, C.; Moi, A.; Cistac, P.; Rault, T.; Louf, R.; Funtowicz, M.; et al. 2019. Huggingface’s transformers: State-of-the-art natural language processing. *arXiv preprint arXiv:1910.03771*.
- [Wu et al. 2022] Wu, Y.; Gardner, M.; Stenetorp, P.; and Dasigi, P. 2022. Generating data to mitigate spurious correlations in natural language inference datasets. In *Proceedings of the 60th Annual Meeting of the Association for Computational Linguistics (Volume 1: Long Papers)*, 2660–2676.
- [Yang et al. 2016] Yang, Z.; Yang, D.; Dyer, C.; He, X.; Smola, A.; and Hovy, E. 2016. Hierarchical attention networks for document classification. In *Proceedings of the 2016 conference of the North American chapter of the association for computational linguistics: human language technologies*, 1480–1489.
- [Zhang, Zhao, and LeCun 2015] Zhang, X.; Zhao, J.; and LeCun, Y. 2015. Character-level convolutional networks for text classification. *Advances in neural information processing systems* 28.