

# Relative Error-based Time-limited $\mathcal{H}_2$ Model Order Reduction via Oblique Projection

Umair Zulfiqar<sup>a</sup>, Xin Du<sup>a,b,\*</sup>, Qiuyan Song<sup>a</sup>, Zhi-Hua Xiao<sup>c</sup>, Victor Sreeram<sup>d</sup>

<sup>a</sup>*School of Mechatronic Engineering and Automation, Shanghai University, Shanghai, 200444, China*

<sup>b</sup>*Shanghai Key Laboratory of Power Station Automation Technology, Shanghai University, Shanghai, 200444, China*

<sup>c</sup>*School of Information and Mathematics, Yangtze University, Jingzhou, Hubei, 434023, China*

<sup>d</sup>*Department of Electrical, Electronic, and Computer Engineering, The University of Western Australia, Perth, 6009, Australia*

---

## Abstract

In time-limited model order reduction, a reduced-order approximation of the original high-order model is obtained that accurately approximates the original model within the desired limited time interval. Accuracy outside that time interval is not that important. The error incurred when a reduced-order model is used as a surrogate for the original model can be quantified in absolute or relative terms to assess the performance of the model reduction algorithm. The relative error is generally more meaningful than an absolute error because if the original and reduced systems' responses are of small magnitude, the absolute error is small in magnitude as well. However, this does not necessarily mean that the reduced model is accurate. The relative error in such scenarios is useful and meaningful as it quantifies percentage error irrespective of the magnitude of the system's response. In this paper, the necessary conditions for a local optimum of the time-limited  $\mathcal{H}_2$  norm of the relative error system are derived. Inspired by these conditions, an oblique projection algorithm is proposed that ensures small  $\mathcal{H}_2$ -norm relative error within the desired time interval. Unlike the existing relative error-based model reduction algorithms, the proposed algo-

---

\*Corresponding author  
*Email address:* `duxin@shu.edu.cn` (Xin Du)

rithm does not require solutions of large-scale Lyapunov and Riccati equations. The proposed algorithm is compared with time-limited balanced truncation, time-limited balanced stochastic truncation, and time-limited iterative Rational Krylov algorithm. Numerical results confirm the superiority of the proposed algorithm over these existing algorithms.

*Keywords:*  $\mathcal{H}_2$  norm, model order reduction, oblique projection, optimal, relative error, time-limited

---

## 1. Introduction

Computer-aided simulation and analysis have been a major driver in scientific innovation and progress for the last several decades. The dynamical systems and processes, which can be natural or artificial, are mathematically modeled to be used in a computer program that can simulate and analyze that system for endless possible inputs, settings, and scenarios. During the mathematical modeling process, the behavior of the system or process is generally described by partial differential equations (PDEs). To utilize the mathematical tools available in dynamical system theory, the PDEs are converted into ordinary differential equations (ODEs), which are then expressed as a state-space model [1, 2].

Let  $u(t) \in \mathbb{R}^{m \times 1}$  be the inputs,  $y(t) \in \mathbb{R}^{p \times 1}$  be the outputs, and  $x(t) \in \mathbb{R}^{n \times 1}$  be the states of the state-space model of the dynamical system  $H$ . Then the state-space equations of  $H$  can be written as

$$\begin{aligned}\dot{x}(t) &= Ax(t) + Bu(t), \\ y(t) &= Cx(t) + Du(t),\end{aligned}$$

wherein  $A \in \mathbb{R}^{n \times n}$ ,  $B \in \mathbb{R}^{n \times m}$ ,  $C \in \mathbb{R}^{p \times n}$ , and  $D \in \mathbb{R}^{p \times m}$ . The state-space realization  $(A, B, C, D)$  has the following equivalence with the transfer function of  $H$

$$H(s) = C(sI - A)^{-1}B + D.$$

Note that the simulation of  $H$  requires the solution of  $n$  differential equations. The computing power of modern-day computers has been exponentially increasing following Moore's law, and memory resources have been increasing tremendously [2]. However, the complexity of modern-day systems and processes has also been increasing tremendously following the scientific and technological advancements enabled by high-speed chip manufacturing. Therefore, the value of  $n$  in most modern-day systems and processes is normally several thousand. The simulation and analysis of such a high-order model remain a computational challenge, which has been a consistent motivation for developing efficient model order reduction (MOR) algorithms [3, 4, 5]. MOR is a process of obtaining a reduced-order model (ROM) that has similar properties and behavior but can be simulated cheaply without exhausting the available computational resources. The ROM can then be used as a surrogate for the original model with tolerable numerical error.

Let us denote the ROM as  $\hat{H}$ . Further, let us denote the states and outputs of  $\hat{H}$  as  $\hat{x}(t)$  and  $\hat{y}(t)$ , respectively. Then the state-space equations of  $\hat{H}$  can be written as

$$\begin{aligned}\dot{\hat{x}}(t) &= \hat{A}\hat{x}(t) + \hat{B}u(t), \\ \hat{y}(t) &= \hat{C}\hat{x}(t) + \hat{D}u(t),\end{aligned}$$

wherein  $\hat{A} \in \mathbb{R}^{r \times r}$ ,  $\hat{B} \in \mathbb{R}^{r \times m}$ ,  $\hat{C} \in \mathbb{R}^{p \times r}$ ,  $\hat{D} \in \mathbb{R}^{p \times m}$ , and  $r \ll n$ . The state-space realization  $(\hat{A}, \hat{B}, \hat{C}, \hat{D})$  has the following equivalence with the transfer function of  $\hat{H}$

$$\hat{H}(s) = \hat{C}(sI - \hat{A})^{-1}\hat{B} + \hat{D}.$$

Ideally, the MOR algorithm should have three main properties:

1.  $\hat{H}$  should closely mimic  $H$  in the frequency and/or time domains.
2.  $\hat{H}$  should preserve important system properties like stability, passivity, contractivity, etc.
3. The computational cost required to obtain  $\hat{H}$  should be way less than that required to simulate  $H$ .

No MOR algorithm has all these properties; nevertheless, the significance of a MOR algorithm is generally assessed against these three standards. Mathematically, two possible ways to express the MOR problem are the following:

- 35 1.  $H = \hat{H} + \Delta_{add}$ .
2.  $H = \hat{H}(I + \Delta_{rel})$ .

Most of the MOR algorithms use additive error  $\Delta_{add} = H - \hat{H}$  as their performance criterion, i.e., they minimize  $\Delta_{add}$ . The quality of approximation in these algorithms is accessed by computing system norms (like  $\mathcal{H}_2$  norm and  
40  $\mathcal{H}_\infty$  norm) of  $\Delta_{add}$ . If the output responses of  $H$  and  $\hat{H}$  are inherently small, a small output response of  $\Delta_{add}$  can be a misleading notion of accuracy. The relative error  $\Delta_{rel}$  is a better approximation criterion as it reveals percentage error. However,  $\Delta_{rel}$  is a less used approximation criterion because most of the algorithms that use this criterion are computationally expensive due to the  
45 inherent nature of the problem, which will be discussed later. Various performance specifications and specific properties to be preserved lead to various MOR families. Within the family, several algorithms with different discourses are available, each having some distinct features. In the sequel, a brief literature survey of the important MOR algorithms is presented.

50 Balanced truncation (BT) is one of the most famous MOR techniques due to its useful theoretical properties, like stability preservation and supreme accuracy [6]. BT has led to several important MOR algorithms constituting a rich family of algorithms known as balancing- or gramian-based MOR techniques in the literature. The ROM produced by BT is often suboptimal in the  $\mathcal{H}_\infty$  norm,  
55 i.e., a suboptimum of  $\|\Delta_{add}(s)\|_{\mathcal{H}_\infty}$ . An *a priori* upper bound on  $\|\Delta_{add}(s)\|_{\mathcal{H}_\infty}$  for the ROM generated by BT was proposed in [7]. Most of the algorithms in the BT family offer a similar *a priori* upper bound, which is a distinct and important feature of balancing-based MOR algorithms. BT is a computationally expensive algorithm as it requires the solution of two large-scale Lyapunov equations,  
60 which limits its applicability to medium-scale systems. To overcome this problem, several numerical algorithms are reported that compute low-rank solu-

tions of these Lyapunov equations, which are cheaper to compute [8, 9, 10, 11]. By using these low-rank solutions, the applicability of BT is extended to large-scale systems [12]. Some other numerical methods to avoid ill-conditioning in the BT algorithm are also reported, like [13, 14]. BT has been extended to preserve other system properties like passivity and contractivity in [15, 16, 17] and [18], respectively. Further, its applicability has also been extended to more general classes of linear and nonlinear systems, cf. [19, 20, 21, 22]. A closely related yet different MOR method known as optimal Hankel norm approximation (OHNA) is proposed in [23]. The ROM produced by OHNA is optimal in the Hankel norm, and an *a priori* upper bound on  $\|\Delta_{add}(s)\|_{\mathcal{H}_\infty}$ , which is half of that in the case of BT, also holds [24]. An important extension to BT, which is relevant to the problem considered in this paper, is the balanced stochastic truncation (BST) [25]. It minimizes  $\|\Delta_{rel}(s)\|_{\mathcal{H}_\infty}$ , and an *a priori* upper bound on  $\|\Delta_{rel}(s)\|_{\mathcal{H}_\infty}$  also exists [26]. If the original model is a stable minimum phase system, BST guarantees that the ROM preserves this property.

In a large-scale setting, the computation of the  $\mathcal{H}_\infty$  norm is expensive. Moreover, the MOR algorithms that tend to reduce the  $\mathcal{H}_\infty$  norm of error are generally also expensive [27, 28, 29]. The  $\mathcal{H}_2$  norm, on the other hand, can be computed cheaply due to its relation with the system gramians, for which several efficient low-rank algorithms are available. Interestingly, the MOR algorithms that seek to ensure less error in the  $\mathcal{H}_2$  norm happen to be the most computationally efficient ones in the available literature [30]. The selection of the  $\mathcal{H}_2$  norm as a performance specification in this paper is motivated by this factor. A locally optimal solution in the  $\mathcal{H}_2$  norm is also possible, and several efficient algorithms are available that achieve the local optimum upon convergence. The necessary conditions for a local optimum of  $\|\Delta_{add}(s)\|_{\mathcal{H}_2}^2$  (known as Wilson’s conditions) are related to interpolation conditions, i.e.,  $\hat{H}(s)$  interpolates  $H(s)$  at selected points in the  $s$ -plane, cf. [31, 32, 33, 34]. The iterative rational Krylov algorithm (IRKA) is the pioneer and most famous interpolation algorithm for single-input single-output (SISO) systems that can achieve the local optimum of  $\|\Delta_{add}(s)\|_{\mathcal{H}_2}^2$  upon convergence [32]. IRKA is generalized for

multi-input multi-output (MIMO) systems in [33]. A more general algorithm that does not assume that  $H(s)$  and  $\hat{H}(s)$  have simple poles is presented in [34] that can capture the local optimum of  $\|\Delta_{add}(s)\|_{\mathcal{H}_2}^2$  upon convergence. This  
95 algorithm is based on the Sylvester equations and uses the connection between the Sylvester equations and projection established in [35]. Its numerical properties are further improved in [36], and a more robust algorithm is presented. To speed up convergence in IRKA, some trust region-based techniques are proposed  
100 in [37]. Some other  $\mathcal{H}_2$ -optimal algorithms based on manifold theory are also reported, like [38, 39, 40, 41]. To guarantee stability, some suboptimal solutions to  $\|\Delta_{add}(s)\|_{\mathcal{H}_2}^2$  are reported, like [42, 43, 44].

The simulation of a model does not encompass the entire time horizon since no practical system is run over the entire time range. Thus it is reasonable to en-  
105 sure good accuracy in the actual time range of operation, which is often limited to a small interval. For instance, low-frequency oscillations in interconnected power systems only last for 15 seconds, after which these are successfully damped by the power system stabilizers and damping controllers. The first 15 seconds thus become important in small-signal stability analysis of interconnected power  
110 systems [45, 46, 47]. Similarly, in the time-limited optimal control problem, the behavior of the plant in the desired time interval is important [48]. This motivates time-limited MOR, wherein it is focused to ensure supreme accuracy in the desired time interval rather than trying to achieve good accuracy over the entire time range. BT was generalized for the time-limited MOR problem in  
115 [49] to obtain a time-limited BT (TLBT) algorithm. TLBT does not retain the stability preservation and *a priori* error bound properties of BT. However, an  $\mathcal{H}_2$  norm-based upper bound on  $\Delta_{add}$  is proposed in [50, 51] for TLBT. Some ad hoc approaches to guarantee stability in TLBT are also reported, like [52]; however, these are quite inaccurate and computationally expensive. TLBT, like  
120 BT, is computationally expensive in a large-scale setting and requires solutions of two large-scale Lyapunov equations. In [53], these Lyapunov equations are replaced with their low-rank solutions to extend the applicability of TLBT to large-scale systems. TLBT is further generalized to preserve more properties

like passivity and to extend its applicability to a more general class of linear and  
 125 nonlinear systems in the literature, cf. [54, 55, 56, 57, 58]. BST is extended to  
 the time-limited MOR scenario in [59]; however, an upper bound on  $\Delta_{rel}$  does  
 not exist for time-limited BST (TLBST).

In [60], a definition for the time-limited  $\mathcal{H}_2$  norm is presented, and the neces-  
 sary conditions for a local optimum of  $\|\Delta_{add}(s)\|_{\mathcal{H}_{2,\tau}}^2$  (wherein  $\mathcal{H}_{2,\tau}$  represents  
 130 the time-limited  $\mathcal{H}_2$  norm) are derived. Then, IRKA is heuristically extended to  
 time-limited IRKA (TLIRKA) for achieving a local optimum of  $\|\Delta_{add}(s)\|_{\mathcal{H}_{2,\tau}}^2$ .  
 However, TLIRKA does not satisfy the necessary conditions for a local opti-  
 mum. In [61], interpolation-based necessary conditions for a local optimum  
 of  $\|\Delta_{add}(s)\|_{\mathcal{H}_{2,\tau}}^2$  are derived, and a nonlinear optimization-based algorithm is  
 135 proposed to construct the local optimum. This algorithm, however, is computa-  
 tionally expensive, and its applicability is limited to the order of a few hundred.  
 Another nonlinear optimization-based algorithm for this problem is reported  
 in [62], which is very similar to that given in [61]. The equivalence between  
 gramian-based conditions and interpolation conditions is established in [63, 64].  
 140 A stability-preserving interpolation algorithm that achieves a subset of the nec-  
 essary conditions is proposed in [65]. To the best of the authors' knowledge,  
 there is no algorithm in the literature that seeks to reduce  $\|\Delta_{rel}(s)\|_{\mathcal{H}_{2,\tau}}$ , which  
 has motivated the results obtained in this paper.

In this paper, necessary conditions for the local optimum of  $\|\Delta_{rel}(s)\|_{\mathcal{H}_{2,\tau}}^2$  are  
 145 derived. It is shown that it is inherently not possible to achieve a local optimum  
 of  $\|\Delta_{rel}(s)\|_{\mathcal{H}_{2,\tau}}^2$  in an oblique projection framework. Nevertheless, inspired by  
 these necessary conditions, a computationally efficient oblique projection-based  
 algorithm is proposed that seeks to obtain the local optimum of  $\|\Delta_{rel}(s)\|_{\mathcal{H}_{2,\tau}}^2$   
 and offers high fidelity. Unlike TLBST, the proposed algorithm does not require  
 150 the solutions of large-scale Lyapunov and Ricatti equations. The proposed algo-  
 rithm is numerically compared to TLBT, TLBST, and TLIRKA by considering  
 benchmark examples. The numerical results confirm that the proposed algo-  
 rithm offers a small relative error within the desired time interval.

## 2. Preliminaries

Let the original high-order system be an  $n$ -th order  $m \times m$  square linear time-invariant system  $H$  and  $(A, B, C, D)$  be its state-space realization. Further, let us denote the impulse response of  $H$  as  $h(t) = Ce^{At}B$ . The time-limited controllability gramian  $P = \int_0^{t_d} e^{A\tau}BB^Te^{A^T\tau}d\tau$  and time-limited observability gramian  $Q = \int_0^{t_d} e^{A^T\tau}C^TCe^{A\tau}d\tau$  of the state-space realization  $(A, B, C)$  within the desired time interval  $[0, t_d]$  sec solve the following Lyapunov equations

$$\begin{aligned} AP + PA^T + BB^T - e^{At_d}BB^Te^{A^Tt_d} &= 0, \\ A^TQ + QA + C^TC - e^{A^Tt_d}C^TCe^{At_d} &= 0, \end{aligned}$$

155 cf. [49].

**Definition 2.1.** The time-limited  $\mathcal{H}_2$  norm of  $H(s)$  is the root mean square of its impulse response within the desired time interval  $[0, t_d]$  sec [60, 61], i.e.,

$$\begin{aligned} \|H(s)\|_{\mathcal{H}_{2,\tau}} &= \sqrt{\int_0^{t_d} \text{trace}(h(\tau)h^T(\tau))d\tau}, \\ &= \sqrt{\text{trace}(CPC^T)} \\ &= \sqrt{\int_0^{t_d} \text{trace}(h^T(\tau)h(\tau))d\tau}, \\ &= \sqrt{\text{trace}(B^TQB)}. \end{aligned}$$

### 2.1. Problem Formulation

In an oblique projection framework, the state-space matrices of the ROM are obtained as

$$\hat{A} = \hat{W}^T A \hat{V}, \quad \hat{B} = \hat{W}^T B, \quad \hat{C} = C \hat{V}, \quad \hat{D} = D,$$

wherein  $\hat{V} \in \mathbb{R}^{n \times r}$ ,  $\hat{W} \in \mathbb{R}^{n \times r}$ ,  $\hat{W}^T \hat{V} = I$ , the columns of  $\hat{V}$  span an  $r$ -dimensional subspace along with the kernels of  $\hat{W}^T$ , and  $\Pi = \hat{V} \hat{W}^T$  is an oblique projector [66].

In time-limited MOR, it is aimed to ensure that the difference  $y(t) - \hat{y}(t)$  is small within the desired time interval  $[0, t_d]$  sec. The  $\mathcal{H}_{2,\tau}$ -norm is an effective



measure to quantify the error in the desired time interval [60, 61]. The problem of relative error-based time-limited  $\mathcal{H}_2$  MOR via oblique projection is to construct the reduction matrices  $\hat{V} \in \mathbb{R}^{n \times r}$  and  $\hat{W} \in \mathbb{R}^{n \times r}$  such that the ROM  $\hat{H}(s)$  obtained with these matrices ensures a small  $\mathcal{H}_{2,\tau}$ -norm of the relative error  $\Delta_{rel}(s)$ , i.e.,

$$\min_{\substack{\hat{H}(s) \\ \text{order}=r}} \|\Delta_{rel}(s)\|_{\mathcal{H}_{2,\tau}}.$$

160 *2.2. Existing Oblique Projection Techniques*

In this subsection, three important oblique projection algorithms for time-limited MOR are briefly reviewed. These algorithms are the most relevant to the new results obtained in this paper.

*2.2.1. Time-limited Balanced Truncation (TLBT)*

165 In TLBT [49], the reduction matrices are computed from the contragradient transformation of  $P$  and  $Q$  as  $\hat{W}^T P \hat{W} = \hat{V}^T Q \hat{V} = \text{diag}(\sigma_1, \dots, \sigma_r)$  where  $\sigma_{i+1} \geq \sigma_i$ . The resultant ROM offers a small additive error  $\Delta_{add}$  in the desired time interval  $[0, t_d]$  sec.

*2.2.2. Time-limited Balanced Stochastic Truncation (TLBST)*

The controllability gramian  $W_c$  of the pair  $(A, B)$  solves the following Lyapunov equation

$$AW_c + W_c A^T + BB^T = 0.$$

Define  $B_s$  and  $A_s$  as the following

$$B_s = W_c C^T + B D^T, \quad A_s = A - B_s (D D^T)^{-1} C.$$

Now, let  $X_s$  solves the following Riccati equation

$$A_s^T X_s + X_s A_s + X_s B_s (D D^T)^{-1} B_s^T X_s + C^T (D D^T)^{-1} C = 0.$$

The time-limited observability gramian  $X_\tau$  of the pair  $(A, D^{-1}(C - B_s^T X_s))$  solves the following Lyapunov equation

$$A^T X_\tau + X_\tau A + (D^{-1}(C - B_s^T X_s))^T (D^{-1}(C - B_s^T X_s)) - e^{A^T t_d} (D^{-1}(C - B_s^T X_s))^T (D^{-1}(C - B_s^T X_s)) e^{A t_d} = 0.$$

170 In TLBST [59], the reduction matrices are computed from the contragradient transformation of  $P$  and  $X_\tau$  as  $\hat{W}^T P \hat{W} = \hat{V}^T X_\tau \hat{V} = \text{diag}(\sigma_1, \dots, \sigma_r)$  where  $\sigma_{i+1} \geq \sigma_i$ . The resultant ROM offers a small relative error  $\Delta_{rel}$  in the desired time interval  $[0, t_d]$  sec.

### 2.2.3. Time-limited Iterative Rational Krylov Algorithm (TLIRKA)

TLIRKA starts with an arbitrary guess of the ROM's state-space matrices  $(\hat{A}, \hat{B}, \hat{C})$ , wherein  $\hat{A}$  has simple eigenvalues [60]. Let  $\hat{A} = \hat{S} \Lambda \hat{S}^{-1}$  be the eigenvalue decomposition of  $\hat{A}$ . Further, let  $P_{12}$  and  $Y_\tau$  satisfy the following Sylvester equations

$$A P_{12} + P_{12} \hat{A}^T + B \hat{B}^T - e^{A t_d} B \hat{B}^T e^{\hat{A}^T t_d} = 0, \quad (1)$$

$$A^T Y_\tau + Y_\tau \hat{A} - C^T \hat{C} + e^{A^T t_d} C^T \hat{C} e^{\hat{A} t_d} = 0. \quad (2)$$

175 The reduction matrices are computed as  $\hat{V} = \text{orth}(P_{12} \hat{S}^{-*})$  and  $\hat{W} = \text{orth}(Y_\tau \hat{S} (\hat{V}^* Y_\tau \hat{S})^{-1})$ , wherein  $\text{orth}(\cdot)$  and  $(\cdot)^*$  represent orthogonal basis and Hermitian, respectively. The ROM is updated using these reduction matrices, and the process is repeated until the relative change in the eigenvalues of  $\hat{A}$  stagnates. Upon convergence, a ROM that offers a small  $\|\Delta_{add}(s)\|_{\mathcal{H}_{2,\tau}}$  is achieved.

## 180 3. Main Results

In this section, first, a state-space realization and an expression for the  $\mathcal{H}_{2,\tau}$  norm of  $\Delta_{rel}(s)$  are obtained. Second, necessary conditions for the local optimum of  $\|\Delta_{rel}(s)\|_{\mathcal{H}_{2,\tau}}^2$  are derived. Third, an oblique projection algorithm is presented, which seeks to satisfy these conditions. Fourth, the algorithmic and computational aspects of the proposed algorithm are discussed.

185

### 3.1. State-space Realization and $\mathcal{H}_{2,\tau}$ norm of $\Delta_{rel}(s)$

Let us assume that  $\hat{H}(s)$  is invertible and stable, i.e.,  $\hat{H}(s)$  is a stable minimum phase transfer function. Then, it can readily be noted that  $\Delta_{rel}(s)$  can be expressed as  $\Delta_{rel}(s) = \hat{H}^{-1}(s)\Delta_{add}(s)$ . Further, if the matrix  $D$  is full rank, the following state-space realization exists for  $\hat{H}^{-1}(s)$

$$A_i = \hat{A} - \hat{B}D^{-1}\hat{C}, \quad B_i = -\hat{B}D^{-1}, \quad C_i = D^{-1}\hat{C}, \quad D_i = D^{-1},$$

cf. [67, 68]. Then, a possible state-space realization of  $\hat{H}^{-1}(s)\Delta_{add}(s)$  is given as

$$A_{rel} = \begin{bmatrix} A & 0 & 0 \\ 0 & \hat{A} & 0 \\ B_i C & -B_i \hat{C} & A_i \end{bmatrix}, \quad B_{rel} = \begin{bmatrix} B \\ \hat{B} \\ 0 \end{bmatrix},$$

$$C_{rel} = \begin{bmatrix} D_i C & -D_i \hat{C} & C_i \end{bmatrix}.$$

Due to the triangular structure of  $A_{rel}$ , the matrix exponential  $e^{A_{rel}t_d}$  can be expressed as

$$e^{A_{rel}t_d} = \begin{bmatrix} e^{At_d} & 0 & 0 \\ 0 & e^{\hat{A}t_d} & 0 \\ E_1 & E_2 & e^{A_i t_d} \end{bmatrix},$$

cf. [69]. Since  $A_{rel}e^{A_{rel}t_d} = e^{A_{rel}t_d}A_{rel}$ , cf. [70], the following holds

$$\begin{bmatrix} * & * & * \\ A_i E_1 - E_1 A + B_i C e^{At_d} - e^{A_i t_d} B_i C & A_i E_2 - E_2 \hat{A} + B_i \hat{C} e^{\hat{A}t_d} - e^{A_i t_d} B_i \hat{C} & * \\ * & * & * \end{bmatrix} = 0.$$

Thus  $E_1$  and  $E_2$  solve the following Sylvester equations

$$A_i E_1 - E_1 A + B_i C e^{At_d} - e^{A_i t_d} B_i C = 0, \quad (3)$$

$$A_i E_2 - E_2 \hat{A} + B_i \hat{C} e^{\hat{A}t_d} - e^{A_i t_d} B_i \hat{C} = 0. \quad (4)$$

**Proposition 3.1.**  $E_2 = e^{\hat{A}t_d} - e^{A_i t_d}$ .

*Proof.*

$$A_i E_2 - E_2 \hat{A} = B_i \hat{C} e^{\hat{A}t_d} - e^{A_i t_d} B_i \hat{C}$$

$$A_i E_2 - E_2 \hat{A} = B_i \hat{C} e^{\hat{A}t_d} - e^{A_i t_d} B_i \hat{C} + B_i \hat{C} e^{A_i t_d} - B_i \hat{C} e^{A_i t_d}$$

Since  $A_i e^{A_i t_d} - e^{A_i t_d} A_i = 0$ , it can readily be noted that

$$B_i \hat{C} e^{A_i t_d} - e^{A_i t_d} B_i \hat{C} = e^{A_i t_d} \hat{A} - \hat{A} e^{A_i t_d}.$$

Thus

$$\begin{aligned} A_i E_2 - E_2 \hat{A} &= B_i \hat{C} e^{\hat{A} t_d} - e^{A_i t_d} B_i \hat{C} + e^{A_i t_d} \hat{A} - \hat{A} e^{A_i t_d} \\ &= B_i \hat{C} e^{\hat{A} t_d} - e^{A_i t_d} B_i \hat{C} + e^{A_i t_d} \hat{A} - \hat{A} e^{A_i t_d} + \hat{A} e^{\hat{A} t_d} - e^{\hat{A} t_d} \hat{A} \\ &= A_i (e^{\hat{A} t_d} - e^{A_i t_d}) - (e^{\hat{A} t_d} - e^{A_i t_d}) \hat{A}. \end{aligned}$$

Due to the uniqueness of the Sylvester equation (4),  $E_2 = e^{\hat{A} t_d} - e^{A_i t_d}$ .  $\square$

Let  $P_{rel} = \begin{bmatrix} P & P_{12} & P_{13} \\ P_{12}^T & P_{22} & P_{23} \\ P_{13}^T & P_{23}^T & P_{33} \end{bmatrix}$  be the time-limited controllability gramian of the pair  $(A_{rel}, B_{rel})$ , which solves the following Lyapunov equation

$$A_{rel} P_{rel} + P_{rel} A_{rel}^T + B_{rel} B_{rel}^T - e^{A_{rel} t_d} B_{rel} B_{rel}^T e^{A_{rel}^T t_d} = 0. \quad (5)$$

By expanding the equation (5), it can be noted that  $P_{13}$ ,  $P_{22}$ ,  $P_{23}$ , and  $P_{33}$  solve the following linear matrix equations

$$A P_{13} + P_{13} A_i^T + K_{13} = 0, \quad (6)$$

$$\hat{A} P_{22} + P_{22} \hat{A}^T + K_{22} = 0, \quad (7)$$

$$\hat{A} P_{23} + P_{23} A_i^T + K_{23} = 0, \quad (8)$$

$$A_i P_{33} + P_{33} A_i^T + K_{33} = 0, \quad (9)$$

wherein

$$K_{13} = P_{11} C^T B_i^T - P_{12} \hat{C}^T B_i^T - e^{A t_d} B B^T E_1^T - e^{A t_d} B \hat{B}^T E_2^T,$$

$$K_{22} = \hat{B} \hat{B}^T - e^{\hat{A} t_d} \hat{B} \hat{B}^T e^{\hat{A}^T t_d},$$

$$K_{23} = P_{12}^T C^T B_i^T - P_{22} \hat{C}^T B_i^T - e^{\hat{A} t_d} \hat{B} B^T E_1^T - e^{\hat{A} t_d} \hat{B} \hat{B}^T E_2^T,$$

$$\begin{aligned} K_{33} &= B_i C P_{13} - B_i \hat{C} P_{23} + P_{13}^T C^T B_i^T - P_{23}^T \hat{C}^T B_i^T \\ &\quad - E_1 B B^T E_1^T - E_2 \hat{B} B^T E_1^T - E_1 B \hat{B}^T E_2^T - E_2 \hat{B} \hat{B}^T E_2^T. \end{aligned}$$

Let  $Q_{rel} = \begin{bmatrix} Q_{11} & Q_{12} & Q_{13} \\ Q_{12}^T & Q_{22} & Q_{23} \\ Q_{13}^T & Q_{23} & Q_{33} \end{bmatrix}$  be the time-limited observability gramian of the pair  $(A_{rel}, C_{rel})$ , which solves the following Lyapunov equation

$$A_{rel}^T Q_{rel} + Q_{rel} A_{rel} + C_{rel}^T C_{rel} - e^{A_{rel}^T t_d} C_{rel}^T C_{rel} e^{A_{rel} t_d} = 0. \quad (10)$$

By expanding the equation (10), it can be noted that  $Q_{11}$ ,  $Q_{12}$ ,  $Q_{13}$ ,  $Q_{22}$ ,  $Q_{23}$ , and  $Q_{33}$  solve the following linear matrix equations

$$A^T Q_{11} + Q_{11} A + L_{11} = 0, \quad (11)$$

$$A^T Q_{12} + Q_{12} \hat{A} + L_{12} = 0, \quad (12)$$

$$A^T Q_{13} + Q_{13} A_i + L_{13} = 0, \quad (13)$$

$$\hat{A}^T Q_{22} + Q_{22} \hat{A} + L_{22} = 0, \quad (14)$$

$$\hat{A}^T Q_{23} + Q_{23} A_i + L_{23} = 0, \quad (15)$$

$$A_i^T Q_{33} + Q_{33} A_i + L_{33} = 0, \quad (16)$$

wherein

$$\begin{aligned} L_{11} &= C^T B_i^T Q_{13}^T + Q_{13} B_i C + C^T D_i^T D_i C - e^{A^T t_d} C^T D_i^T D_i C e^{A t_d} \\ &\quad - E_1^T C_i^T D_i C e^{A t_d} - e^{A^T t_d} C^T D_i^T C_i E_1 - E_1^T C_i^T C_i E_1, \\ L_{12} &= C^T B_i^T Q_{23} - Q_{13} B_i \hat{C} - C^T D_i^T D_i \hat{C} + e^{A^T t_d} C^T D_i^T D_i \hat{C} e^{\hat{A} t_d} \\ &\quad + E_1^T C_i^T D_i \hat{C} e^{\hat{A} t_d} - e^{A^T t_d} C^T D_i^T C_i E_2 - E_1^T C_i^T C_i E_2, \\ L_{13} &= C^T B_i^T Q_{33} + C^T D_i^T C_i - e^{A^T t_d} C^T D_i^T C_i e^{A_i t_d} - E_1^T C_i^T C_i e^{A_i t_d}, \\ L_{22} &= -\hat{C}^T B_i^T Q_{23} - Q_{23} B_i \hat{C} + \hat{C}^T D_i^T D_i \hat{C} - e^{\hat{A}^T t_d} \hat{C}^T D_i^T D_i \hat{C} e^{\hat{A} t_d} \\ &\quad + E_2^T C_i^T D_i \hat{C} e^{\hat{A} t_d} + e^{\hat{A}^T t_d} \hat{C}^T D_i^T C_i E_2 - E_2^T C_i^T C_i E_2, \\ L_{23} &= -\hat{C}^T B_i^T Q_{33} - \hat{C}^T D_i^T C_i + e^{\hat{A}^T t_d} \hat{C}^T D_i^T C_i e^{A_i t_d} - E_2^T C_i^T C_i e^{A_i t_d}, \\ L_{33} &= C_i^T C_i - e^{A_i^T t_d} C_i^T C_i e^{A_i t_d}. \end{aligned}$$

**Proposition 3.2.**  $Q_{12} = -Q_{13}$  and  $Q_{22} = -Q_{23} = Q_{33}$ .

*Proof.* By adding the equations (15) and (16), we get

$$A_i^T (Q_{23} + Q_{33}) + (Q_{23} + Q_{33}) A_i = 0.$$

Thus  $Q_{23} + Q_{33} = 0$  and  $Q_{33} = -Q_{23}$ . Similarly, by subtracting the equation (14) from (16), we get

$$A_i^T(Q_{33} - Q_{22}) + (Q_{33} - Q_{22})A_i = 0.$$

Thus  $Q_{33} - Q_{22} = 0$  and  $Q_{33} = Q_{22}$ . Finally, by adding the equations (11) and (12), we get

$$A^T(Q_{12} + Q_{13}) + (Q_{12} + Q_{13})\hat{A} = 0.$$

190 Thus  $Q_{12} + Q_{13} = 0$  and  $Q_{12} = -Q_{13}$ . □

From the definition of the  $\mathcal{H}_{2,\tau}$  norm,  $\|\Delta_{rel}(s)\|_{\mathcal{H}_{2,\tau}}$  can be written as

$$\begin{aligned} \|\Delta_{rel}(s)\|_{\mathcal{H}_{2,\tau}} &= \sqrt{\text{trace}(C_{rel}P_{rel}C_{rel}^T)} \\ &= \left( \text{trace}(D_i C P C^T D_i^T - 2D_i C P_{12} \hat{C}^T D_i^T + 2D_i C P_{13} C_i^T \right. \\ &\quad \left. + D_i \hat{C} P_{22} \hat{C}^T D_i^T - 2D_i \hat{C} P_{23} C_i^T + C_i P_{33} C_i^T) \right)^{\frac{1}{2}} \\ &= \sqrt{\text{trace}(B_{rel}^T Q_{rel} B_{rel})} \\ &= \left( \text{trace}(B^T Q_{11} B + 2B^T Q_{12} \hat{B} + \hat{B}^T Q_{22} \hat{B}) \right)^{\frac{1}{2}}. \end{aligned}$$

### 3.2. Necessary Conditions for the Local optimum of $\|\Delta_{rel}(s)\|_{\mathcal{H}_{2,\tau}}^2$

The derivation of the necessary conditions for a local optimum of  $\|\Delta_{rel}(s)\|_{\mathcal{H}_{2,\tau}}^2$  requires several new variables to be defined. For clarity, we define new variables before presenting the optimality conditions. Let us define  $\xi_1$ , which solves the following Sylvester equation

$$A_i^T \xi_1 - \xi_1 A^T + O_1 = 0 \tag{17}$$

where

$$O_1 = -C_i^T C_i E_1 X_{11} - C_i^T C_i E_2 X_{12}^T - C_i^T D_i C e^{At_d} X_{11} + C_i^T D_i \hat{C} e^{\hat{A}t_d} X_{12}^T.$$

$\xi_1$  will be used in deriving the partial derivative of  $\|\Delta_{rel}(s)\|_{\mathcal{H}_{2,\tau}}^2$  with respect to  $\hat{A}$ . Next, let us define  $X_{11}$ ,  $X_{12}$ ,  $X_{13}$ ,  $X_{22}$ , and  $X_{33}$ , which solve the following

linear matrix equations

$$AX_{11} + X_{11}A^T + BB^T = 0, \quad (18)$$

$$AX_{12} + X_{12}\hat{A}^T + B\hat{B}^T = 0, \quad (19)$$

$$AX_{13} + X_{13}A_i^T + X_{11}C^T B_i^T - X_{12}\hat{C}^T B_i^T = 0, \quad (20)$$

$$\hat{A}X_{22} + X_{22}\hat{A}^T + \hat{B}\hat{B}^T = 0, \quad (21)$$

$$\hat{A}X_{23} + X_{23}A_i^T + X_{12}^T C^T B_i^T - X_{22}\hat{C}^T B_i^T = 0, \quad (22)$$

$$A_i X_{33} + X_{33}A_i^T + B_i C X_{13} - B_i \hat{C} X_{23} + X_{13}^T C^T B_i^T - X_{23}^T \hat{C}^T B_i^T = 0. \quad (23)$$

These variables will be used in deriving the partial derivative of  $\|\Delta_{rel}(s)\|_{\mathcal{H}_{2,\tau}}^2$  with respect to  $\hat{A}$  and  $\hat{B}$ . Next, let us define  $\xi_2$ , which solves the following Sylvester equation

$$A_i^T \xi_2 - \xi_2 A^T + O_2 = 0 \quad (24)$$

where

$$\begin{aligned} O_2 = & -C_i^T C_i e^{A_i t_d} X_{13}^T - C_i^T D_i C e^{A t_d} X_{11} - C_i^T C_i E_1 X_{11} + C_i^T D_i \hat{C} e^{\hat{A} t_d} X_{12}^T \\ & - 2C_i^T C_i E_2 X_{12}^T. \end{aligned}$$

$\xi_2$  will be used in deriving the partial derivative of  $\|\Delta_{rel}(s)\|_{\mathcal{H}_{2,\tau}}^2$  with respect to  $\hat{B}$ . Next, let us define  $Y_{13}$ ,  $Y_{23}$ ,  $Y_{33}$ , and  $\xi_3$ , which solve the following linear matrix equations

$$A^T Y_{13} + Y_{13} A_i + C^T B_i^T Y_{33} + C^T D_i^T C_i = 0, \quad (25)$$

$$\hat{A}^T Y_{23} + Y_{23} A_i - \hat{C}^T B_i^T Y_{33} - \hat{C}^T D_i^T C_i = 0, \quad (26)$$

$$A_i^T Y_{33} + Y_{33} A_i + C_i^T C_i = 0, \quad (27)$$

$$A_i^T \xi_3 - \xi_3 A^T - O_3 = 0, \quad (28)$$

wherein

$$O_3 = Y_{13}^T e^{A t_d} B B^T - Y_{23}^T e^{\hat{A} t_d} \hat{B} \hat{B}^T - Y_{33} E_1 B B^T - Y_{33} E_2 \hat{B} \hat{B}^T.$$

These variables will be used in deriving the partial derivative of  $\|\Delta_{rel}(s)\|_{\mathcal{H}_{2,\tau}}^2$  with respect to  $\hat{C}$ .

The following properties of trace will also be used repeatedly in the derivation  
 195 of the optimality conditions:

1. Addition:  $trace(A_1 + A_2 + A_3) = trace(A_1) + trace(A_2) + trace(A_3)$ .
2. Transpose:  $trace(A_1^T) = trace(A_1)$ .
3. Cyclic permutation:  $trace(A_1 A_2 A_3) = trace(A_3 A_1 A_2) = trace(A_2 A_3 A_1)$ .
4. Partial derivative:  $\Delta_{f(A)}^A = trace\left(\frac{\partial}{\partial A}(f(A))(\Delta_A)^T\right)$  where  $\Delta_{f(A)}^A$  is the  
 200 first-order derivative of  $f(A)$  with respect to  $A$ , and  $\Delta_A$  is the differential  
 of  $A$ ,

cf. [71].

Lastly, the following lemma will also be used repeatedly in the derivation.

**Lemma 3.3.** *Let  $U$  and  $V$  satisfy the following Sylvester equations*

$$\begin{aligned} XU + UY + W &= 0, \\ YV + VX + Z &= 0. \end{aligned}$$

Then  $trace(WV) = trace(ZU)$ .

205 *Proof.* See the proof of Lemma 4.1 in [72]. □

We are now in a position to state the necessary conditions, which a local optimum ROM  $(\hat{A}, \hat{B}, \hat{C}, D)$  must satisfy, in the following theorem.

**Theorem 3.4.** *Suppose  $\hat{H}(s)$  is a stable minimum phase system, and the matrix  $D$  is full rank. Then, the local optimum  $(\hat{A}, \hat{B}, \hat{C}, D)$  of  $\|\Delta_{rel}(s)\|_{\mathcal{H}_{2,\tau}}^2$  must satisfy the following optimality conditions*

$$Q_{12}^T X_{12} + Q_{22} X_{22} + \zeta_1 = 0, \tag{29}$$

$$Q_{12}^T B + Q_{22} \hat{B} + \zeta_2 = 0, \tag{30}$$

$$-D_i^T D_i C P_{12} + D_i^T D_i \hat{C} P_{22} + \zeta_3 = 0, \tag{31}$$



wherein

$$\begin{aligned}
\zeta_1 &= Q_{13}^T X_{13} + 2Q_{23} X_{23} + Q_{23} X_{23}^T + Q_{33} X_{33} + t_d e^{A_i^T t_d} C_i^T D_i C e^{A t_d} X_{12} \\
&\quad + t_d e^{A_i^T t_d} C_i^T C_i E_1 X_{12} - t_d e^{A_i^T t_d} C_i^T D_i C e^{A t_d} X_{13} - t_d e^{A_i^T t_d} C_i^T C_i E_1 X_{13} \\
&\quad - t_d e^{A_i^T t_d} C_i^T C_i e^{A_i t_d} X_{22} + t_d e^{A_i^T t_d} C_i^T C_i e^{A_i t_d} X_{23}^T + t_d e^{A_i^T t_d} C_i^T C_i e^{A_i t_d} X_{23} \\
&\quad - t_d e^{A_i^T t_d} C_i^T C_i e^{A_i t_d} X_{33} + \xi_1 E_1^T - 2t_d e^{A_i^T t_d} \xi_1 C^T B_i^T, \\
\zeta_2 &= -2Q_{13}^T X_{11} C^T D_i^T + Q_{23} X_{22} C_i^T - Q_{23} X_{12}^T C^T D_i^T + Q_{13}^T X_{12} C_i^T \\
&\quad - Q_{33} X_{13}^T C^T D_i^T - Q_{13}^T X_{13} C_i^T - Q_{23} X_{23} C_i^T + Q_{33} X_{23}^T C_i^T - Q_{33} X_{33} C_i^T \\
&\quad - t_d e^{A_i^T t_d} C_i^T D_i C e^{A t_d} X_{12} C_i^T - t_d e^{A_i^T t_d} C_i^T C_i E_1 X_{12} C_i^T \\
&\quad + t_d e^{A_i^T t_d} C_i^T D_i C e^{A t_d} X_{13} C_i^T + t_d e^{A_i^T t_d} C_i^T C_i E_1 X_{13} C_i^T \\
&\quad + t_d e^{A_i^T t_d} C_i^T C_i e^{A_i t_d} X_{22} C_i^T - t_d e^{A_i^T t_d} C_i^T C_i e^{A_i t_d} X_{23} C_i^T \\
&\quad - t_d e^{A_i^T t_d} C_i^T C_i e^{A_i t_d} X_{23}^T C_i^T + t_d e^{A_i^T t_d} C_i^T C_i e^{A_i t_d} X_{33} C_i^T \\
&\quad - \xi_2 E_1^T C_i^T - \xi_2 e^{A^T t_d} C^T D_i^T + e^{A_i^T t_d} \xi_2 C^T D_i^T + t_d e^{A_i^T t_d} \xi_2 C^T B_i^T C_i^T, \\
\zeta_3 &= D_i^T D_i C P_{13} - D_i^T D_i \hat{C} P_{23} - D_i^T C_i P_{23}^T + D_i^T C_i P_{33} + B_i^T Y_{13}^T P_{13} \\
&\quad + 2B_i^T Y_{13}^T P_{12} + B_i^T Y_{23} P_{23} - B_i^T Y_{23} P_{22} - B_i^T Y_{33} P_{23}^T \\
&\quad + t_d B_i^T e^{A_i^T t_d} Y_{13}^T e^{A t_d} B \hat{B}^T + t_d B_i^T e^{A_i^T t_d} Y_{23} e^{\hat{A} t_d} \hat{B} \hat{B}^T + t_d B_i^T e^{A_i^T t_d} Y_{33} E_2 \hat{B} \hat{B}^T \\
&\quad + t_d B_i^T e^{A_i^T t_d} Y_{33} E_1 B \hat{B}^T - t_d B_i^T e^{A_i^T t_d} \xi_3 \hat{C}^T B_i^T + B_i^T \xi_3 E_1^T.
\end{aligned}$$

*Proof.* The proof is long and tedious and can be found in the appendix given at the end.  $\square$

### 210 3.3. An Oblique Projection Algorithm

In this subsection, we sketch an oblique projection algorithm from the optimality conditions derived in the last subsection. Some numerical and computational issues related to the applicability of the algorithm are also discussed.

#### 3.3.1. Limitation in the Oblique Projection Framework

Let us assume that  $P_{22}$  and  $Q_{22}$  are invertible. Then, the optimal choices of  $\hat{B}$  and  $\hat{C}$  are given as

$$\hat{B} = -Q_{22}^{-1} Q_{12}^T B - Q_{22}^{-1} \xi_2, \quad \hat{C} = C P_{12} P_{22}^{-1} - (D_i^T D_i)^{-1} \xi_3 P_{22}^{-1}.$$

If the ROM is obtained via oblique projection, this suggests selecting  $\hat{V}$  and  $\hat{W}$  as  $\hat{V} = P_{12}P_{22}^{-1}$  and  $\hat{W} = -Q_{12}Q_{22}^{-1}$ , respectively. Due to the oblique projection condition  $\hat{W}^T\hat{V} = I$ , we get

$$Q_{12}^T P_{12} + Q_{22} P_{22} = 0.$$

To compute the deviation in the satisfaction of optimality conditions with this choice of reduction subspaces, let us express the optimality condition (29) a bit differently. Note that

$$X_{12} = P_{12} + e^{At_d} X_{12} e^{\hat{A}^T t_d} \quad \text{and} \quad X_{22} = P_{22} + e^{\hat{A} t_d} X_{22} e^{\hat{A}^T t_d},$$

cf. [65, 63]. Thus

$$Q_{12}^T X_{12} + Q_{22} X_{22} = Q_{12}^T P_{12} + Q_{22} P_{22} + Q_{12}^T e^{At_d} X_{12} e^{\hat{A}^T t_d} + Q_{22} e^{\hat{A} t_d} X_{22} e^{\hat{A}^T t_d}.$$

Then, the optimality condition (29) can be rewritten as

$$Q_{12}^T P_{12} + Q_{22} P_{22} + \bar{\xi}_1 = 0$$

where

$$\bar{\xi}_1 = \xi_1 + Q_{12}^T e^{At_d} X_{12} e^{\hat{A}^T t_d} + Q_{22} e^{\hat{A} t_d} X_{22} e^{\hat{A}^T t_d}.$$

215 It is now clear that by selecting the reduction matrices as  $\hat{V} = P_{12}P_{22}^{-1}$  and  $\hat{W} = -Q_{12}Q_{22}^{-1}$ , deviations in the satisfaction of the optimality conditions (29), (30), and (31) are given by  $\bar{\xi}_1$ ,  $\xi_2$ , and  $\xi_3$ , respectively. In general,  $\bar{\xi}_1 \neq 0$ ,  $\xi_2 \neq 0$ , and  $\xi_3 \neq 0$ . Thus it is inherently not possible to obtain a local optimum of  $\|\Delta_{rel}(s)\|_{\mathcal{H}_{2,\tau}}^2$  in an oblique projection framework. Nevertheless, the reduction  
 220 matrices  $\hat{V} = P_{12}P_{22}^{-1}$  and  $\hat{W} = -Q_{12}Q_{22}^{-1}$  target the optimality conditions and seek to construct a local optimum.

### 3.3.2. Algorithm

The appropriate reduction matrices for the problem under consideration have so far been identified from the optimality conditions. We now proceed in sketching an algorithm with this choice of reduction matrices. The matrices  $P_{12}$ ,

$P_{22}$ ,  $Q_{12}$ , and  $Q_{22}$  depend on the ROM, which is unknown. Thus an iterative solution seems inevitable. Note that  $\hat{V} = P_{12}$  and  $\hat{W} = Q_{12}$  span the same subspace, as  $P_{22}^{-1}$  and  $-Q_{22}^{-1}$  only change the basis, cf. [35]. The condition on invertibility of  $P_{22}$  and  $Q_{22}$  in every iteration can be restrictive and cause numerical ill-conditioning or even failure. Therefore,  $\hat{V} = P_{12}$  and  $\hat{W} = Q_{12}$  seem a better choice for the reduction matrices. Further, note that  $(\hat{A}, \hat{B}, \hat{C})$  and  $(\hat{V}, \hat{W})$  can be seen as two coupled systems, i.e.,

$$f(\hat{V}, \hat{W}) = (\hat{A}, \hat{B}, \hat{C}) \quad \text{and} \quad g(\hat{A}, \hat{B}, \hat{C}) = (\hat{V}, \hat{W}).$$

The problem of computing the ROM  $(\hat{A}, \hat{B}, \hat{C})$  can be seen as a stationary point problem, i.e.,

$$(\hat{A}, \hat{B}, \hat{C}) = f(g(\hat{A}, \hat{B}, \hat{C}))$$

with an additional constraint that  $\hat{W}^T \hat{V} = I$ . Starting with an arbitrary guess of  $(\hat{A}, \hat{B}, \hat{C})$ , the process can be continued until convergence to obtain the stationary points. There are still two issues to be addressed before sketching a stationary point solution algorithm. Note that it is so far assumed that the matrix  $D$  is full rank, which essentially ensures  $D^{-1}$  exists. If the matrix  $D$  is not full rank, we can use a remedy employed in BST, i.e., the so-called  $\epsilon$ -regularization. The rank deficient  $D$  can be replaced with  $D = \epsilon I$ , wherein  $\epsilon$  is a small positive number enough to ensure the invertibility of  $D$  [73]. In the final ROM, the original  $D$  is plugged back in. This is an effective approach and is used in MATLAB's built-in function "*bst()*" for BST. The second assumption we used is that a stable realization of  $\hat{H}^{-1}(s)$  exists because  $\hat{H}(s)$  is a stable minimum phase system. Ensuring this condition in every iteration can be a serious limitation in the applicability of the proposed stationary point iteration algorithm. A solution to this problem is discussed in the sequel.

The classical  $H_2$  norm of  $\Delta_{rel}(s)$  can be expressed in the frequency domain

as the following

$$\begin{aligned}\|\Delta_{rel}(s)\|_{\mathcal{H}_2} &= \sqrt{\frac{1}{2\pi} \int_{-\infty}^{\infty} \text{trace}(\Delta_{rel}^*(j\omega)\Delta_{rel}(j\omega)) d\omega} \\ &= \sqrt{\frac{1}{2\pi} \int_{-\infty}^{\infty} \text{trace}(\Delta_{add}^*(j\omega)\hat{H}^{-*}(j\omega)\hat{H}^{-1}(j\omega)\Delta_{add}(j\omega)) d\omega}.\end{aligned}$$

Let  $\hat{G}^*(s)$  be a minimum phase right spectral factor of  $\hat{H}^*(s)\hat{H}(s)$ , such that  $\hat{G}(s)\hat{G}^*(s) = \hat{H}^*(s)\hat{H}(s)$ . Then  $\|\Delta_{rel}(s)\|_{\mathcal{H}_2}$  can be rewritten as

$$\begin{aligned}\|\Delta_{rel}(s)\|_{\mathcal{H}_2} &= \sqrt{\frac{1}{2\pi} \int_{-\infty}^{\infty} \text{trace}(\Delta_{add}^*(j\omega)\hat{G}^{-1}(j\omega)\hat{G}^{-*}(j\omega)\Delta_{add}(j\omega)) d\omega} \\ &= \sqrt{\frac{1}{2\pi} \int_{-\infty}^{\infty} \text{trace}(\tilde{\Delta}_{rel}^*(j\omega)\tilde{\Delta}_{rel}(j\omega)) d\omega}.\end{aligned}$$

Let us denote the impulse response of  $\tilde{\Delta}_{rel}(s)$  as  $\tilde{h}_{rel}(t)$ . Then  $\|\Delta_{rel}(s)\|_{\mathcal{H}_2}$  can be represented in the time domain as

$$\|\Delta_{rel}(s)\|_{\mathcal{H}_2} = \sqrt{\int_0^{\infty} \text{trace}(\tilde{h}_{rel}(\tau)\tilde{h}_{rel}^T(\tau)) d\tau}.$$

Finally,  $\|\Delta_{rel}(s)\|_{\mathcal{H}_{2,\tau}}$  can be written as

$$\|\Delta_{rel}(s)\|_{\mathcal{H}_{2,\tau}} = \sqrt{\int_0^{t_d} \text{trace}(\tilde{h}_{rel}(\tau)\tilde{h}_{rel}^T(\tau)) d\tau}.$$

It can readily be noted that  $\hat{H}^{-1}(s)$  can be replaced with  $\hat{G}^{-*}(s)$  without affecting  $\|\Delta_{rel}(s)\|_{\mathcal{H}_{2,\tau}}$ . The advantage, however, is that  $\|\Delta_{rel}(s)\|_{\mathcal{H}_{2,\tau}}$  can be defined even when  $\hat{H}(s)$  is not a stable minimum phase system, i.e., by replacing  $\hat{H}^{-1}(s)$  with a stable  $\hat{G}^{-*}(s)$ . Next, we construct a state-space realization of  $\hat{G}^{-*}(s)$  on similar lines with BST, wherein a similar state-space realization is constructed.

The observability gramian  $\hat{Q}$  of the pair  $(\hat{A}, \hat{C})$  solves the following Lyapunov equation

$$\hat{A}^T \hat{Q} + \hat{Q} \hat{A} + \hat{C}^T \hat{C} = 0.$$

Let us define  $\hat{B}_s$  and  $\hat{A}_s$  as the following

$$\hat{B}_s = -\hat{Q}\hat{B} - \hat{C}^T D, \quad \hat{A}_s = -\hat{A} - \hat{B}(D^T D)^{-1} \hat{B}_s^T.$$

Let  $\hat{X}_s$  solves the following Riccati equation

$$\hat{A}_s \hat{X}_s + \hat{X}_s \hat{A}_s^T + \hat{X}_s \hat{B}_s (D^T D)^{-1} \hat{B}_s^T \hat{X}_s + \hat{B} (D^T D)^{-1} \hat{B}^T = 0. \quad (32)$$

Then, a minimum phase realization of  $\hat{G}^*(s)$  is given as

$$\hat{A}_x = -\hat{A}^T, \quad \hat{B}_x = \hat{B}_s, \quad \hat{C}_x = D^{-T} (\hat{B}^T - \hat{B}_s^T \hat{X}_s), \quad \hat{D}_x = D, \quad (33)$$

cf. [68]. Further, a stable realization of  $\hat{G}^{-*}(s)$  is given as

$$\hat{A}_{xi} = \hat{A}_x - \hat{B}_x \hat{D}_x^{-1} \hat{C}_x, \quad \hat{B}_{xi} = -\hat{B}_x \hat{D}_x^{-1}, \quad \hat{C}_{xi} = \hat{D}_x^{-1} \hat{C}_x, \quad \hat{D}_{xi} = \hat{D}_x^{-1}, \quad (34)$$

cf. [67, 68].

We are now in a position to state the algorithm. The proposed algorithm is  
 245 named ‘‘Time-limited Relative-error  $\mathcal{H}_2$  MOR Algorithm (TLRHMORA)’’. The  
 pseudo-code of TLRHMORA is given in Algorithm 1. Step 1 replaces  $D$  with  
 a full rank matrix if  $D$  is rank deficient. Steps 3-4 compute a stable realization  
 of  $\hat{G}^{-*}(s)$ . Steps 5-7 compute the reduction matrices. Steps 8-12 ensure the  
 oblique projection condition  $\hat{W}^T \hat{V} = I$  using the bi-orthogonal Gram-Schmidt  
 250 method, cf. [36]. Step 13 updates the ROM.

### 3.3.3. General Time Interval

So far, we restricted ourselves for simplicity to the case when the desired  
 time interval starts from 0 sec. The problem can be generalized to any time  
 interval  $[t_1, t_2]$  sec by making a few changes. Note that for the general time  
 interval case,  $P_{rel}$  and  $Q_{rel}$  solve the following Lyapunov equations

$$\begin{aligned} A_{rel} P_{rel} + P_{rel} A_{rel}^T + e^{A_{rel} t_1} B_{rel} B_{rel}^T e^{A_{rel}^T t_1} - e^{A_{rel} t_2} B_{rel} B_{rel}^T e^{A_{rel}^T t_2} &= 0, \\ A_{rel}^T Q_{rel} + Q_{rel} A_{rel} + e^{A_{rel}^T t_1} C_{rel}^T C_{rel} e^{A_{rel} t_1} - e^{A_{rel}^T t_2} C_{rel}^T C_{rel} e^{A_{rel} t_2} &= 0, \end{aligned}$$

cf. [49]. Accordingly, the reduction matrices in TLRHMORA for the general  
 time interval case can be computed by solving the following equations in each

---

**Algorithm 1** TLRHMORA

---

**Input:** Original system:  $(A, B, C, D)$ ; Desired time:  $t_d$  sec; Initial guess:  $(\hat{A}, \hat{B}, \hat{C})$ ; Allowable iteration:  $k_{max}$ .

**Output:** ROM  $(\hat{A}, \hat{B}, \hat{C})$ .

1: **if** ( $rank[D] < m$ )  $D = \epsilon I$  **end if**

2:  $k = 0$ , **while** (not converged) **do**  $k = k + 1$ .

3: Solve the equation (32) to compute  $\hat{X}_s$ .

4: Compute  $(\hat{A}_{xi}, \hat{B}_{xi}, \hat{C}_{xi}, \hat{D}_{xi})$  from (33) and (34).

5: Solve the equation (1) to compute  $P_{12}$ .

6: Solve the following equations to compute  $E_1$  and  $E_2$

$$\hat{A}_{xi}E_1 - E_1A + \hat{B}_{xi}Ce^{At_d} - e^{\hat{A}_{xi}t_d}\hat{B}_{xi}C = 0,$$

$$\hat{A}_{xi}E_2 - E_2\hat{A} + \hat{B}_{xi}\hat{C}e^{\hat{A}t_d} - e^{\hat{A}_{xi}t_d}\hat{B}_{xi}\hat{C} = 0.$$

7: Compute  $\tilde{Q}_{33}$ ,  $\tilde{Q}_{13}$ ,  $\tilde{Q}_{23}$ , and  $\tilde{Q}_{12}$  by solving

$$\hat{A}_{xi}^T\tilde{Q}_{33} + \tilde{Q}_{33}\hat{A}_{xi} + \hat{C}_{xi}^T\hat{C}_{xi} - e^{A_{xi}^T t_d}\hat{C}_{xi}^T\hat{C}_{xi}e^{A_{xi}t_d} = 0,$$

$$A^T\tilde{Q}_{13} + \tilde{Q}_{13}\hat{A}_{xi} + C^T\hat{B}_{xi}^T\tilde{Q}_{33} + C^T\hat{D}_{xi}^T\hat{C}_{xi} - e^{A^T t_d}C^TD_{xi}^TC_{xi}e^{A_{xi}t_d} - E_1^TC_{xi}^TC_{xi}e^{A_{xi}t_d} = 0,$$

$$\hat{A}^T\tilde{Q}_{23} + \tilde{Q}_{23}\hat{A}_{xi} - \hat{C}^T\hat{B}_{xi}^T\tilde{Q}_{33} + \hat{C}^T\hat{D}_{xi}^T\hat{C}_{xi} - e^{\hat{A}^T t_d}\hat{C}^TD_{xi}^TC_{xi}e^{A_{xi}t_d} - E_2^TC_{xi}^TC_{xi}e^{A_{xi}t_d} = 0,$$

$$A^T\tilde{Q}_{12} + \tilde{Q}_{12}\hat{A} + C^T\hat{B}_{xi}^T\tilde{Q}_{23}^T - \tilde{Q}_{13}\hat{B}_{xi}\hat{C} - C^T\hat{D}_{xi}^T\hat{D}_{xi}\hat{C} + e^{A^T t_d}C^TD_{xi}^TD_{xi}\hat{C}e^{\hat{A}t_d} + E_1^TC_{xi}^TD_{xi}\hat{C}e^{\hat{A}t_d} - e^{A^T t_d}C^TD_{xi}^TC_{xi}E_2 - E_1^TC_{xi}^TC_{xi}E_2 = 0.$$

8: **for**  $i = 1, \dots, r$  **do**

9:  $v = P_{12}(:, i)$ ,  $v = \prod_{k=1}^i (I - P_{12}(:, k)\tilde{Q}_{12}(:, k)^T)v$ .

10:  $w = \tilde{Q}_{12}(:, i)$ ,  $w = \prod_{k=1}^i (I - \tilde{Q}_{12}(:, k)P_{12}(:, k)^T)w$ .

11:  $v = \frac{v}{\|v\|_2}$ ,  $w = \frac{w}{\|w\|_2}$ ,  $v = \frac{v}{w^T v}$ ,  $\hat{V}(:, i) = v$ ,  $\hat{W}(:, i) = w$ .

12: **end for**

13:  $\hat{A} = \hat{W}^T A \hat{V}$ ,  $\hat{B} = \hat{W}^T B$ ,  $\hat{C} = C \hat{V}$ .

14: **if** ( $k = k_{max}$ ) Break loop **end if**

15: **end while**

---

iteration

$$\begin{aligned}
& AP_{12} + P_{12}\hat{A}^T + e^{At_1}B\hat{B}^T e^{\hat{A}^T t_1} - e^{At_2}B\hat{B}^T e^{\hat{A}^T t_2} = 0, \\
& \hat{A}_{xi}^T \tilde{Q}_{33} + \tilde{Q}_{33}\hat{A}_{xi} + e^{A_{xi}^T t_1} \hat{C}_{xi}^T \hat{C}_{xi} e^{A_{xi} t_1} - e^{A_{xi}^T t_2} \hat{C}_{xi}^T \hat{C}_{xi} e^{A_{xi} t_2} = 0, \\
& A^T \tilde{Q}_{13} + \tilde{Q}_{13}\hat{A}_{xi} + C^T \hat{B}_{xi}^T \tilde{Q}_{33} + e^{A^T t_1} C^T D_{xi}^T C_{xi} e^{A_{xi} t_1} + E_{1,t_1}^T C_{xi}^T C_{xi} e^{A_{xi} t_1} \\
& \quad - e^{A^T t_2} C^T D_{xi}^T C_{xi} e^{A_{xi} t_2} - E_{1,t_2}^T C_{xi}^T C_{xi} e^{A_{xi} t_2} = 0, \\
& \hat{A}^T \tilde{Q}_{23} + \tilde{Q}_{23}\hat{A}_{xi} - \hat{C}^T \hat{B}_{xi}^T \tilde{Q}_{33} + e^{\hat{A}^T t_1} \hat{C}^T D_{xi}^T C_{xi} e^{A_{xi} t_1} + E_{2,t_1}^T C_{xi}^T C_{xi} e^{A_{xi} t_1} \\
& \quad - e^{\hat{A}^T t_2} \hat{C}^T D_{xi}^T C_{xi} e^{A_{xi} t_2} - E_{2,t_2}^T C_{xi}^T C_{xi} e^{A_{xi} t_2} = 0, \\
& A^T \tilde{Q}_{12} + \tilde{Q}_{12}\hat{A} + C^T \hat{B}_{xi}^T \tilde{Q}_{23}^T - \tilde{Q}_{13}\hat{B}_{xi}\hat{C} - e^{A^T t_1} C^T D_{xi}^T D_{xi} \hat{C} e^{\hat{A} t_1} \\
& \quad - E_{1,t_1}^T C_{xi}^T D_{xi} \hat{C} e^{\hat{A} t_1} + e^{A^T t_1} C^T D_{xi}^T C_{xi} E_{2,t_1} \\
& \quad + E_{1,t_1}^T C_{xi}^T C_{xi} E_{2,t_1} + e^{A^T t_2} C^T D_{xi}^T D_{xi} \hat{C} e^{\hat{A} t_2} \\
& \quad + E_{1,t_2}^T C_{xi}^T D_{xi} \hat{C} e^{\hat{A} t_2} - e^{A^T t_2} C^T D_{xi}^T C_{xi} E_{2,t_2} \\
& \quad - E_{1,t_2}^T C_{xi}^T C_{xi} E_{2,t_2} = 0,
\end{aligned}$$

wherein  $E_{1,t}$  and  $E_{2,t}$  can be computed by solving the following Sylvester equations

$$\begin{aligned}
& A_{xi} E_{1,t} - E_{1,t} A + B_{xi} C e^{At} - e^{A_{xi} t} B_{xi} C = 0, \\
& A_{xi} E_{2,t} - E_{2,t} \hat{A} + B_{xi} \hat{C} e^{\hat{A} t} - e^{A_{xi} t} B_{xi} \hat{C} = 0.
\end{aligned}$$

### 3.3.4. Stopping Criterion

Most of the  $\mathcal{H}_2$  MOR algorithms are iterative methods with no guarantee of convergence. The same is the case with TLRHMORA. Further, it has  
255 been already discussed that even if TLRHMORA converges, it generally cannot achieve a local optimum due to the inherent construction of the oblique projection framework. Therefore, it is reasonable to stop the algorithm prematurely if it does not converge within an allowable number of iterations. This stopping criterion can help in keeping the computational cost in check, especially in a  
260 large-scale setting.

### 3.3.5. Selection of the Initial Guess

Iterative methods generally improve as the number of iterations progresses. However, a good initial guess can significantly improve the final outcome in terms of accuracy and convergence. It is established in [74, 75, 76] that to ensure  
 265 a small weighted additive error in the  $\mathcal{H}_2$  norm, the initial guess should have the dominant poles (with large residues) of the original model and the frequency weight. By following this guideline, the initial guess for TLRHMORA should have dominant poles and/or zeros of the original model. Such an initial guess can be constructed by using computationally efficient algorithms proposed in  
 270 [77] and [78]. Although there is no guarantee that the final ROM will preserve these poles and zeros, it ensures that  $\|\Delta_{rel}(s)\|_{\mathcal{H}_{2,\tau}}$  is small to start with.

### 3.3.6. Computational Aspects

The computation of  $\hat{X}_s$  and  $(\hat{A}_{xi}, \hat{B}_{xi}, \hat{C}_{xi}, \hat{D}_{xi})$  can be done cheaply, as it only involves small matrices. Similarly, the matrix exponentials  $e^{\hat{A}t}$ ,  $e^{\hat{A}_{xi}t}$ , and  
 275  $E_2$  can also be computed cheaply, as it involves small matrices. Further, the computation of  $\tilde{Q}_{33}$  and  $\tilde{Q}_{23}$  is again cheap owing to the small-sized matrices involved. However, the matrix exponential  $e^{At}$  can be a computational challenge if  $A$  is a large-scale matrix. Note that we need this matrix exponential's products  $e^{At}B$  and  $Ce^{At}$  for the computation of  $P_{12}$ ,  $E_1$ ,  $\tilde{Q}_{13}$ , and  $\tilde{Q}_{12}$ . In [53],  
 280 computationally efficient Krylov subspace-based projection methods are proposed that can accurately approximate  $e^{At}B$  and  $Ce^{At}$  in a large-scale setting as  $\hat{V}e^{\hat{A}t}\hat{B}$  and  $\hat{C}e^{\hat{A}t}\hat{W}^T$ , respectively. When  $A$  is a large-scale matrix, these methods can be used to keep TLRHMORA computationally viable.

Once the matrix exponential's products  $e^{At}B$  and  $Ce^{At}$  are computed, the most computationally demanding step in TLRHMORA is to compute  $P_{12}$ ,  $E_1$ ,  $\tilde{Q}_{13}$ , and  $\tilde{Q}_{12}$  by solving their respective Sylvester equations. These Sylvester equations have the following special structure

$$KJ + JL + MN = 0,$$

wherein  $K \in \mathbb{R}^{n \times n}$ ,  $L \in \mathbb{R}^{r \times r}$ ,  $M \in \mathbb{R}^{n \times q}$ ,  $N \in \mathbb{R}^{q \times r}$ , and  $q \ll n$ . The big



285 matrices  $K$  and  $M$  in this type of Sylvester equation are sparse because the  
 mathematically modeling of most modern-day systems ends up in a large-scale  
 but sparse state-space model. The small matrices  $L$  and  $N$  are dense; hence,  
 giving this equation the name “*sparse-dense* Sylvester equation”. It frequently  
 arises in  $\mathcal{H}_2$  MOR algorithms, and an efficient solution for this type of Sylvester  
 290 equation is proposed in [36]. It is highlighted in [36] that the computational  
 time required to solve this equation can be reduced further by using sparse  
 linear matrix solvers, like [79] and [80]. Further, it is noted in [30] that the  
 computational cost of solving a “*sparse-dense* Sylvester equation” is almost the  
 same as that of constructing a rational Krylov subspace, which is well known  
 295 to be computationally efficient in a large-scale setting; also see [81]. In short,  
 the solution of a “*sparse-dense* Sylvester equation” is viable even in a large-  
 scale setting due to the availability of efficient solvers in the literature. The  
 remaining steps in TLRHMORA only involve simple operations that can be  
 executed cheaply. Moreover, by using a maximum number of allowable iterations  
 300 as a stopping criterion, the number of times these Sylvester equations need to  
 be solved can be limited in case TLRHMORA does not converge quickly.

To conclude, by approximating the matrix exponential’s products  $e^{At}B$  and  
 $Ce^{At}$  using the Krylov subspace methods proposed in [53] and solving the  
 “*sparse-dense* Sylvester equation” using the efficient solver proposed in [36],  
 305 TLRHMORA remains a computationally tractable algorithm in a large-scale  
 setting.

#### 4. Numerical Results

In this section, TLRHMORA is applied to three models taken from the  
 benchmark collection for testing MOR algorithms, cf. [82], and its performance  
 310 is compared with TLBT, TLBST, and TLIRKA. The first two models are SISO  
 systems, while the third model is a MIMO system. All the tests are performed  
 using MATLAB R2016a on a laptop with 16GB memory and a 2GHZ Intel i7  
 processor. All the Lyapunov and Sylvester equations are solved using MAT-

LAB’s “*lyap*” command. The Riccati equations are solved using MATLAB’s  
 315 “*care*” command. The matrix exponentials are computed using MATLAB’s  
 “*expm()*” command. The maximum number of iterations in TLRHMORA is  
 set to 50. Since all the models considered in this section have zero  $D$ -matrix, it is  
 replaced with  $D = 0.0001I$  in TLBST and TLRHMORA. For fairness, TLIRKA  
 and TLRHMORA are initialized with the same arbitrary initial guess. The de-  
 320 sired time interval is chosen arbitrarily for demonstration purposes.

#### 4.1. Clamped Beam

The clamped beam model is a 348<sup>th</sup> order SISO system taken from the  
 benchmark collection of [82]. The desired time interval in this example is se-  
 lected as  $[0, 0.5]$  sec for demonstration purposes. ROMs of orders 5 – 10 are gen-  
 325 erated using TLBT, TLBST, TLIRKA, and TLRHMORA. The relative errors  
 $\|\Delta_{rel}(s)\|_{\mathcal{H}_{2,\tau}}$  are tabulated in Table 1, and it can be seen that TLRHMORA  
 offers supreme accuracy. To visually analyze what these numbers mean in terms

Table 1:  $\|\Delta_{rel}(s)\|_{\mathcal{H}_{2,\tau}}$

Order	TLBT	TLBST	TLIRKA	TLRHMORA
5	56.6676	43.4164	45.0637	22.7069
6	56.3121	75.4351	38.5722	9.4143
7	15.6814	10.4421	14.6589	5.5747
8	5.2759	26.6056	4.5883	2.0863
9	6.3876	17.7543	7.1781	1.9531
10	0.5775	1.2804	0.5691	0.5256

of accuracy, the impulse responses of  $\Delta_{add}(s)$  for 6<sup>th</sup> order ROMs within the  
 desired time interval  $[0, 0.5]$  sec are plotted in Figure 1. It can be seen that  
 330 TLRHMORA offers the best performance. The highest error in this case is in-  
 curred by TLBST, and the impulse response plot corresponds accordingly to the  
 numerical error given in Table 1. TLBT, TLIRKA, and TLRHMORA, in this  
 case, have offered comparable accuracy for the most part of the desired time in-

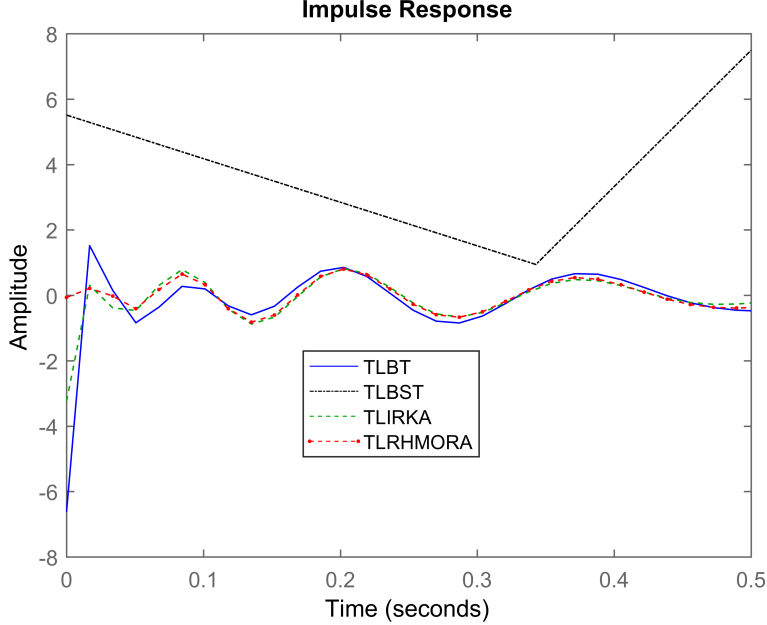


Figure 1: Impulse response of  $\Delta_{add}(s)$  within  $[0, 0.5]$  sec

terval. However, TLBT and TLIRKA have incurred large numerical errors near  
 335 0 sec. This is the reason why  $\|\Delta_{rel}(s)\|_{\mathcal{H}_{2,\tau}}$  for TLBT and TIRKA is significantly larger than that for TLRHMORA. Note, TLIRKA and TLRHMORA are both  $\mathcal{H}_{2,\tau}$  MOR algorithms but with different cost functions, i.e., TLIRKA minimizes  $\|\Delta_{add}(s)\|_{\mathcal{H}_{2,\tau}}$ , while TLRHMORA minimizes  $\|\Delta_{rel}(s)\|_{\mathcal{H}_{2,\tau}}$ . Although both algorithms are initialized with the same initial guess, it can be seen in  
 340 Table 1 and Figure 1 that TLRHMORA ensures superior accuracy due to its cost function.

#### 4.2. Artificial Dynamical System

The artificial dynamical model is a  $1006^{th}$  order SISO system taken from the benchmark collection of [82]. The desired time interval in this example is  
 345 selected as  $[0, 1]$  sec for demonstration purposes. ROMs of orders 11–15 are generated using TLBT, TLBST, TLIRKA, and TLRHMORA. The relative errors

$\|\Delta_{rel}(s)\|_{\mathcal{H}_{2,\tau}}$  are tabulated in Table 2, and it can be seen that TLRHMORA offers supreme accuracy. To visually analyze what these numbers mean in terms

Table 2:  $\|\Delta_{rel}(s)\|_{\mathcal{H}_{2,\tau}}$

Order	TLBT	TLBST	TLIRKA	TLRHMORA
11	0.8117	0.1098	0.5251	0.0488
12	0.2270	0.2858	0.1885	0.0511
13	0.2250	4.9610	4.5675	0.0317
14	0.1760	0.2748	2.6495	0.0218
15	0.1392	0.1342	0.8801	0.0188

of accuracy, the impulse responses of  $\Delta_{add}(s)$  for 11<sup>th</sup> order ROMs within the desired time interval  $[0, 1]$  sec are plotted in Figure 2. It can be seen that

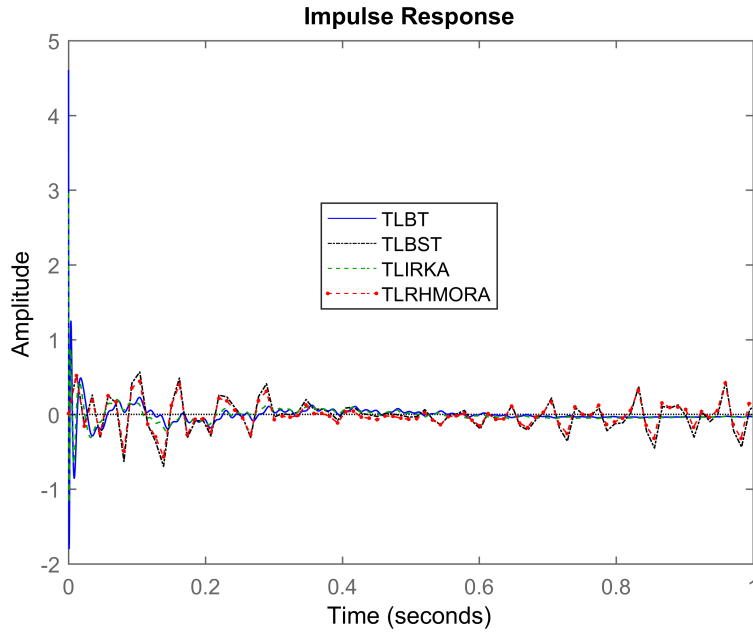


Figure 2: Impulse response of  $\Delta_{add}(s)$  within  $[0, 1]$  sec

350

TLRHMORA offers the best performance. TLBT, TLBST, TLIRKA, and TL-

RHMORA, in this case, have offered comparable accuracy for the most part of the desired time interval. However, TLBT, TLBST, and TLIRKA have incurred large numerical errors near 0 sec, which can be seen in Figure 3 (a magnified version of Figure 2). This is the reason why  $\|\Delta_{rel}(s)\|_{\mathcal{H}_{2,\tau}}$  for TLBT, TLBST,

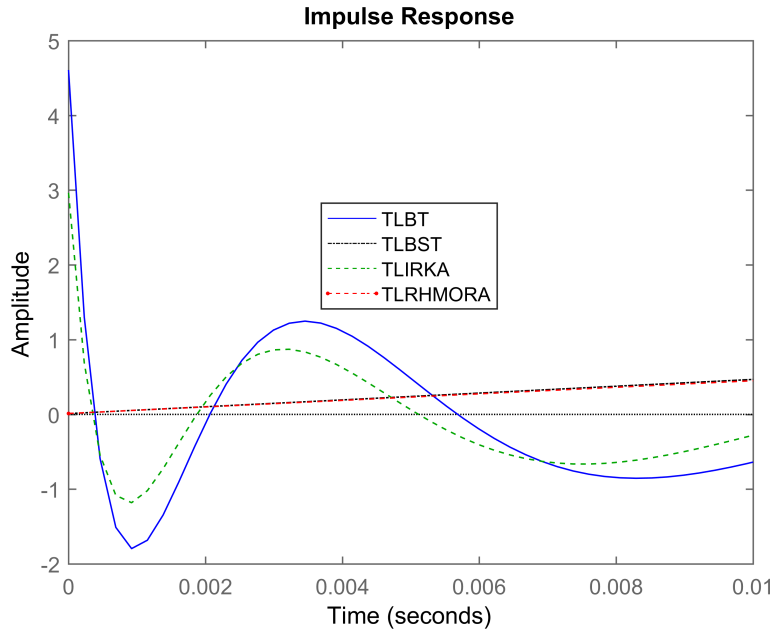


Figure 3: Impulse response of  $\Delta_{add}(s)$  within  $[0, 0.01]$  sec

355

and TIRKA is significantly larger than that for TLRHMORA.

#### 4.3. International Space Station

The international space station model is a  $270^{th}$  order MIMO system taken from the benchmark collection of [82]. It has three inputs and three outputs. The desired time interval in this example is selected as  $[0, 2]$  sec for demonstration purposes. ROMs of orders 5 – 9 are generated using TLBT, TLBST, TLIRKA, and TLRHMORA. The relative errors  $\|\Delta_{rel}(s)\|_{\mathcal{H}_{2,\tau}}$  are tabulated in Table 3, and it can be seen that TLRHMORA offers supreme accuracy. There are nine impulse response plots of  $\Delta_{add}(s)$  for this example. Therefore, we

360

Table 3:  $\|\Delta_{rel}(s)\|_{\mathcal{H}_{2,\tau}}$ 

Order	TLBT	TLBST	TLIRKA	TLRHMORA
5	2.0787	2.1599	2.4186	1.9615
6	2.0865	1.9597	1.9485	1.9367
7	2.0040	1.9317	2.5756	1.5787
8	1.6106	1.8876	1.8760	1.5636
9	1.6166	1.8859	1.9060	1.0615

365 refrain from showing these for the economy of space.

## 5. Conclusion

The problem of time-limited  $\mathcal{H}_2$  MOR based on relative error expression is considered. The necessary conditions for a local optimum are derived for the case when the ROM is a stable minimum phase system. Based on these conditions, 370 the reduction matrices for an oblique projection algorithm are identified. Then, a generalized iterative algorithm, which does not require the ROM to be a stable minimum phase system in every iteration, is proposed. Unlike TLBST, the proposed algorithm does not require the solutions of large-scale Lyapunov and Riccati equations. Instead, solutions of small-scale Lyapunov and Riccati 375 equations are required that can be computed cheaply. The numerical results confirm that the proposed algorithm is accurate and offers high fidelity.

## Appendix

Let us define the cost function  $J$  as  $J = \|\Delta_{rel}\|_{\mathcal{H}_{2,\tau}}^2$  and denote the first-order derivatives of  $Q_{11}$ ,  $Q_{12}$ ,  $Q_{13}$ ,  $Q_{22}$ ,  $Q_{23}$ ,  $Q_{33}$ ,  $E_1$ , and  $J$  with respect to  $\hat{A}$  as  $\Delta_{Q_{11}}^{\hat{A}}$ ,  $\Delta_{Q_{12}}^{\hat{A}}$ ,  $\Delta_{Q_{13}}^{\hat{A}}$ ,  $\Delta_{Q_{22}}^{\hat{A}}$ ,  $\Delta_{Q_{23}}^{\hat{A}}$ ,  $\Delta_{Q_{33}}^{\hat{A}}$ ,  $\Delta_{E_1}^{\hat{A}}$ , and  $\Delta_J^{\hat{A}}$ , respectively. Further, let us denote the differential of  $\hat{A}$  as  $\Delta_{\hat{A}}$ . By differentiating  $J$  with respect to

$\hat{A}$ , we get

$$\begin{aligned}\Delta_{\hat{J}}^{\hat{A}} &= \text{trace}(B^T \Delta_{Q_{11}}^{\hat{A}} B + 2B^T \Delta_{Q_{12}}^{\hat{A}} \hat{B} + \hat{B}^T \Delta_{Q_{22}}^{\hat{A}} \hat{B}) \\ &= \text{trace}(BB^T \Delta_{Q_{11}}^{\hat{A}} + 2B\hat{B}^T (\Delta_{Q_{12}}^{\hat{A}})^T + \hat{B}\hat{B}^T \Delta_{Q_{22}}^{\hat{A}}).\end{aligned}$$

By differentiating the equations (11), (12), and (14) with respect to  $\hat{A}$ , we get

$$A^T \Delta_{Q_{11}}^{\hat{A}} + \Delta_{Q_{11}}^{\hat{A}} A + R_1 = 0, \quad (35)$$

$$A^T \Delta_{Q_{12}}^{\hat{A}} + \Delta_{Q_{12}}^{\hat{A}} \hat{A} + R_2 = 0, \quad (36)$$

$$\hat{A}^T \Delta_{Q_{22}}^{\hat{A}} + \Delta_{Q_{22}}^{\hat{A}} \hat{A} + R_4 = 0, \quad (37)$$

wherein

$$\begin{aligned}R_1 &= C^T B_i^T (\Delta_{Q_{13}}^{\hat{A}})^T + \Delta_{Q_{13}}^{\hat{A}} B_i C - (\Delta_{E_1}^{\hat{A}})^T C_i^T D_i C e^{A t_d} - e^{A^T t_d} C^T D_i^T C_i \Delta_{E_1}^{\hat{A}} \\ &\quad - (\Delta_{E_1}^{\hat{A}})^T C_i^T C_i E_1 - E_1^T C_i^T C_i \Delta_{E_1}^{\hat{A}} \\ R_2 &= Q_{12} \Delta_{\hat{A}} + C^T B_i^T \Delta_{Q_{23}}^{\hat{A}} - \Delta_{Q_{13}}^{\hat{A}} B_i \hat{C} + t_d e^{A^T t_d} C^T D_i^T C_i e^{\hat{A} t_d} \Delta_{\hat{A}} \\ &\quad + (\Delta_{E_1}^{\hat{A}})^T C_i^T C_i e^{\hat{A} t_d} + t_d E_1^T C_i^T C_i e^{\hat{A} t_d} \Delta_{\hat{A}} - t_d e^{A^T t_d} C^T D_i^T C_i E_2 \Delta_{\hat{A}} \\ &\quad - (\Delta_{E_1}^{\hat{A}})^T C_i^T C_i E_2 - t_d E_1^T C_i^T C_i E_2 \Delta_{\hat{A}} \\ R_4 &= (\Delta_{\hat{A}})^T Q_{22} + Q_{22} \Delta_{\hat{A}} - \hat{C}^T B_i^T \Delta_{Q_{23}}^{\hat{A}} - \Delta_{Q_{23}}^{\hat{A}} B_i \hat{C} - t_d (\Delta_{\hat{A}})^T e^{\hat{A} t_d} C_i^T C_i e^{\hat{A} t_d} \\ &\quad - t_d e^{\hat{A} t_d} C_i^T C_i e^{\hat{A} t_d} \Delta_{\hat{A}} + t_d (\Delta_{\hat{A}})^T E_2^T C_i^T C_i e^{\hat{A} t_d} + t_d E_2^T C_i^T C_i e^{\hat{A} t_d} \Delta_{\hat{A}} \\ &\quad + t_d (\Delta_{\hat{A}})^T e^{\hat{A} t_d} C_i^T C_i E_2 + t_d e^{\hat{A} t_d} C_i^T C_i E_2 \Delta_{\hat{A}} - t_d (\Delta_{\hat{A}})^T E_2^T C_i^T C_i E_2 \\ &\quad - t_d E_2^T C_i^T C_i E_2 \Delta_{\hat{A}}.\end{aligned}$$

By applying Lemma 3.3 on the equations (35) and (18), (36) and (19), and (37) and (21), we get

$$\begin{aligned}\text{trace}(BB^T \Delta_{Q_{11}}^{\hat{A}}) &= \text{trace}(R_1 X_{11}), \\ \text{trace}(B\hat{B}^T (\Delta_{Q_{12}}^{\hat{A}})^T) &= \text{trace}(R_2^T X_{12}), \\ \text{trace}(\hat{B}\hat{B}^T \Delta_{Q_{22}}^{\hat{A}}) &= \text{trace}(R_4 X_{22}).\end{aligned}$$

Thus

$$\begin{aligned}
\Delta_{\hat{J}}^{\hat{A}} = & \text{trace} \left( 2Q_{12}^T X_{12} (\Delta_{\hat{A}})^T + 2Q_{22} X_{22} (\Delta_{\hat{A}})^T + 2t_d e^{\hat{A}^T t_d} C_i^T D_i C e^{A t_d} X_{12} (\Delta_{\hat{A}})^T \right. \\
& - 2t_d e^{\hat{A}^T t_d} C_i^T C_i e^{\hat{A} t_d} X_{22} (\Delta_{\hat{A}})^T + 2t_d e^{\hat{A}^T t_d} C_i^T C_i E_1 X_{12} (\Delta_{\hat{A}})^T \\
& + 2t_d e^{\hat{A}^T t_d} C_i^T C_i E_2 X_{22} (\Delta_{\hat{A}})^T - 2t_d E_2^T C_i^T D_i C e^{A t_d} X_{12} (\Delta_{\hat{A}})^T \\
& + 2t_d E_2^T C_i^T C_i e^{\hat{A} t_d} X_{22} (\Delta_{\hat{A}})^T - 2t_d E_2^T C_i^T C_i E_1 X_{12} (\Delta_{\hat{A}})^T \\
& - 2t_d E_2^T C_i^T C_i E_2 X_{22} (\Delta_{\hat{A}})^T + 2X_{11} C^T B_i^T (\Delta_{Q_{13}}^{\hat{A}})^T - 2X_{12} \hat{C}^T B_i^T (\Delta_{Q_{13}}^{\hat{A}})^T \\
& + 2X_{12}^T C^T B_i^T \Delta_{Q_{23}}^{\hat{A}} - 2X_{22} \hat{C}^T B_i^T \Delta_{Q_{23}}^{\hat{A}} - 2C_i^T C_i E_1 X_{11} (\Delta_{E_1}^{\hat{A}})^T \\
& - 2C_i^T C_i E_2 X_{12}^T (\Delta_{E_1}^{\hat{A}})^T - 2C_i^T D_i C e^{A t_d} X_{11} (\Delta_{E_1}^{\hat{A}})^T \\
& \left. + 2C_i^T C_i e^{\hat{A} t_d} X_{12}^T (\Delta_{E_1}^{\hat{A}})^T \right).
\end{aligned}$$

By differentiating the equations (13), (15), (16), and (3) with respect to  $\hat{A}$ , we get

$$A^T \Delta_{Q_{13}}^{\hat{A}} + \Delta_{Q_{13}}^{\hat{A}} A_i + R_3 = 0, \quad (38)$$

$$\hat{A}^T \Delta_{Q_{23}}^{\hat{A}} + \Delta_{Q_{23}}^{\hat{A}} A_i + R_5 = 0, \quad (39)$$

$$A_i^T \Delta_{Q_{33}}^{\hat{A}} + \Delta_{Q_{33}}^{\hat{A}} A_i + R_6 = 0, \quad (40)$$

$$A_i \Delta_{E_1}^{\hat{A}} - \Delta_{E_1}^{\hat{A}} A + R_7 = 0, \quad (41)$$

wherein

$$\begin{aligned}
R_3 = & Q_{13} \Delta_{\hat{A}} + C^T B_i^T \Delta_{Q_{33}}^{\hat{A}} - t_d e^{A^T t_d} C^T D_i^T C_i e^{A_i t_d} \Delta_{\hat{A}} - t_d E_1^T C_i^T C_i e^{A_i t_d} \Delta_{\hat{A}} \\
& - (\Delta_{E_1}^{\hat{A}})^T C_i^T C_i e^{A_i t_d},
\end{aligned}$$

$$\begin{aligned}
R_5 = & (\Delta_{\hat{A}})^T Q_{23} + Q_{23} \Delta_{\hat{A}} - \hat{C}^T B_i^T \Delta_{Q_{33}}^{\hat{A}} + t_d (\Delta_{\hat{A}})^T e^{\hat{A}^T t_d} C_i^T C_i e^{A_i t_d} \\
& + t_d e^{\hat{A}^T t_d} C_i^T C_i e^{A_i t_d} \Delta_{\hat{A}} - t_d E_2^T C_i^T C_i e^{A_i t_d} \Delta_{\hat{A}} - t_d (\Delta_{\hat{A}})^T E_2^T C_i^T C_i e^{A_i t_d},
\end{aligned}$$

$$R_6 = (\Delta_{\hat{A}})^T Q_{33} + Q_{33} \Delta_{\hat{A}} - t_d e^{A_i^T t_d} C_i^T C_i e^{A_i t_d} \Delta_{\hat{A}} - t_d (\Delta_{\hat{A}})^T e^{A_i^T t_d} C_i^T C_i e^{A_i t_d},$$

$$R_7 = \Delta_{\hat{A}} E_1 - t_d e^{A_i t_d} \Delta_{\hat{A}} B_i C,$$



By applying Lemma 3.3 on the equations (38) and (20), and (39) and (22), we get

$$\begin{aligned} \text{trace}(R_3^T X_{13}) &= \text{trace}(X_{11} C^T B_i^T (\Delta_{Q_{13}}^{\hat{A}})^T - X_{12} \hat{C}^T B_i^T (\Delta_{Q_{13}}^{\hat{A}})^T), \\ \text{trace}(R_5^T X_{23}) &= \text{trace}(X_{12}^T C^T B_i^T \Delta_{Q_{23}}^{\hat{A}} - X_{22} \hat{C}^T B_i \Delta_{Q_{23}}^{\hat{A}}). \end{aligned}$$

Thus

$$\begin{aligned} \Delta_J^{\hat{A}} &= \text{trace} \left( 2Q_{12}^T X_{12} (\Delta_{\hat{A}})^T + 2Q_{22} X_{22} (\Delta_{\hat{A}})^T + 2Q_{13}^T X_{13} (\Delta_{\hat{A}})^T \right. \\ &\quad + 2Q_{23} X_{23} (\Delta_{\hat{A}})^T + 2Q_{23} X_{23}^T (\Delta_{\hat{A}})^T + 2t_d e^{\hat{A}^T t_d} C_i^T D_i C e^{A t_d} X_{12} (\Delta_{\hat{A}})^T \\ &\quad - 2t_d e^{\hat{A}^T t_d} C_i^T C_i e^{\hat{A} t_d} X_{22} (\Delta_{\hat{A}})^T + 2t_d e^{\hat{A}^T t_d} C_i^T C_i E_1 X_{12} (\Delta_{\hat{A}})^T \\ &\quad + 2t_d e^{\hat{A}^T t_d} C_i^T C_i E_2 X_{22} (\Delta_{\hat{A}})^T - 2t_d E_2^T C_i^T D_i C e^{A t_d} X_{12} (\Delta_{\hat{A}})^T \\ &\quad + 2t_d E_2^T C_i^T C_i e^{\hat{A} t_d} X_{22} (\Delta_{\hat{A}})^T - 2t_d E_2^T C_i^T C_i E_1 X_{12} (\Delta_{\hat{A}})^T \\ &\quad - 2t_d E_2^T C_i^T C_i E_2 X_{22} (\Delta_{\hat{A}})^T - 2t_d e^{A^T t_d} C_i^T D_i C e^{A t_d} X_{13} (\Delta_{\hat{A}})^T \\ &\quad - 2t_d e^{A^T t_d} C_i^T C_i E_1 X_{13} (\Delta_{\hat{A}})^T + 2t_d e^{\hat{A}^T t_d} C_i^T C_i e^{A_i t_d} X_{23}^T (\Delta_{\hat{A}})^T \\ &\quad + 2t_d e^{A_i^T t_d} C_i^T C_i e^{\hat{A} t_d} X_{23} (\Delta_{\hat{A}})^T - 2t_d e^{A_i^T t_d} C_i^T C_i E_2 X_{23} (\Delta_{\hat{A}})^T \\ &\quad - 2t_d E_2^T C_i^T C_i e^{A_i t_d} X_{23}^T (\Delta_{\hat{A}})^T + 2B_i C X_{13} \Delta_{Q_{33}}^{\hat{A}} - 2B_i \hat{C} X_{23} \Delta_{Q_{33}}^{\hat{A}} \\ &\quad - 2C_i^T C_i E_1 X_{11} (\Delta_{E_1}^{\hat{A}})^T - 2C_i^T C_i E_2 X_{12}^T (\Delta_{E_1}^{\hat{A}})^T \\ &\quad \left. - 2C_i^T D_i C e^{A t_d} X_{11} (\Delta_{E_1}^{\hat{A}})^T + 2C_i^T C_i e^{\hat{A} t_d} X_{12}^T (\Delta_{E_1}^{\hat{A}})^T \right). \end{aligned}$$

By applying Lemma 3.3 on the equations (40) and (23), we get

$$\text{trace}(R_6 X_{33}) = 2\text{trace}(B_i C X_{13} \Delta_{Q_{33}}^{\hat{A}} - B_i \hat{C} X_{23} \Delta_{Q_{33}}^{\hat{A}}).$$

Thus

$$\begin{aligned}
\Delta_{\hat{J}}^{\hat{A}} = & \text{trace} \left( 2Q_{12}^T X_{12}(\Delta_{\hat{A}})^T + 2Q_{22} X_{22}(\Delta_{\hat{A}})^T + 2Q_{13}^T X_{13}(\Delta_{\hat{A}})^T \right. \\
& + 2Q_{23} X_{23}(\Delta_{\hat{A}})^T + 2Q_{23} X_{23}^T(\Delta_{\hat{A}})^T + 2Q_{33} X_{33}(\Delta_{\hat{A}})^T \\
& + 2t_d e^{\hat{A}^T t_d} C_i^T D_i C e^{A t_d} X_{12}(\Delta_{\hat{A}})^T - 2t_d e^{\hat{A}^T t_d} C_i^T C_i e^{\hat{A} t_d} X_{22}(\Delta_{\hat{A}})^T \\
& + 2t_d e^{\hat{A}^T t_d} C_i^T C_i E_1 X_{12}(\Delta_{\hat{A}})^T + 2t_d e^{\hat{A}^T t_d} C_i^T C_i E_2 X_{22}(\Delta_{\hat{A}})^T \\
& - 2t_d E_2^T C_i^T D_i C e^{A t_d} X_{12}(\Delta_{\hat{A}})^T + 2t_d E_2^T C_i^T C_i e^{\hat{A} t_d} X_{22}(\Delta_{\hat{A}})^T \\
& - 2t_d E_2^T C_i^T C_i E_1 X_{12}(\Delta_{\hat{A}})^T - 2t_d E_2^T C_i^T C_i E_2 X_{22}(\Delta_{\hat{A}})^T \\
& - 2t_d e^{A_i^T t_d} C_i^T D_i C e^{A t_d} X_{13}(\Delta_{\hat{A}})^T - 2t_d e^{A_i^T t_d} C_i^T C_i E_1 X_{13}(\Delta_{\hat{A}})^T \\
& + 2t_d e^{\hat{A}^T t_d} C_i^T C_i e^{A_i t_d} X_{23}^T(\Delta_{\hat{A}})^T + 2t_d e^{A_i^T t_d} C_i^T C_i e^{\hat{A} t_d} X_{23}(\Delta_{\hat{A}})^T \\
& - 2t_d e^{A_i^T t_d} C_i^T C_i E_2 X_{23}(\Delta_{\hat{A}})^T - 2t_d E_2^T C_i^T C_i e^{A_i t_d} X_{23}^T(\Delta_{\hat{A}})^T \\
& - 2t_d e^{A_i^T t_d} C_i^T C_i e^{A_i t_d} X_{33}(\Delta_{\hat{A}})^T - 2C_i^T C_i E_1 X_{11}(\Delta_{E_1}^{\hat{A}})^T \\
& - 2C_i^T C_i E_2 X_{12}^T(\Delta_{E_1}^{\hat{A}})^T - 2C_i^T D_i C e^{A t_d} X_{11}(\Delta_{E_1}^{\hat{A}})^T \\
& \left. + 2C_i^T C_i e^{\hat{A} t_d} X_{12}^T(\Delta_{E_1}^{\hat{A}})^T \right).
\end{aligned}$$

By applying Lemma 3.3 on the equations (41) and (17), we get

$$\begin{aligned}
\text{trace}(R_7^T \xi_1) = & \text{trace}(C_i^T C_i E_1 X_{11}(\Delta_{E_1}^{\hat{A}})^T - C_i^T C_i E_2 X_{12}^T(\Delta_{E_1}^{\hat{A}})^T \\
& - C_i^T D_i C e^{A t_d} X_{11}(\Delta_{E_1}^{\hat{A}})^T + C_i^T C_i e^{\hat{A} t_d} X_{12}^T(\Delta_{E_1}^{\hat{A}})^T).
\end{aligned}$$

Thus

$$\begin{aligned}
\Delta_J^{\hat{A}} = & \text{trace} \left( 2Q_{12}^T X_{12}(\Delta_{\hat{A}})^T + 2Q_{22} X_{22}(\Delta_{\hat{A}})^T + 2Q_{13}^T X_{13}(\Delta_{\hat{A}})^T \right. \\
& + 2Q_{23} X_{23}(\Delta_{\hat{A}})^T + 2Q_{23} X_{23}^T(\Delta_{\hat{A}})^T + 2Q_{33} X_{33}(\Delta_{\hat{A}})^T \\
& + 2t_d e^{\hat{A}^T t_d} C_i^T D_i C e^{A t_d} X_{12}(\Delta_{\hat{A}})^T - 2t_d e^{\hat{A}^T t_d} C_i^T C_i e^{\hat{A} t_d} X_{22}(\Delta_{\hat{A}})^T \\
& + 2t_d e^{\hat{A}^T t_d} C_i^T C_i E_1 X_{12}(\Delta_{\hat{A}})^T + 2t_d e^{\hat{A}^T t_d} C_i^T C_i E_2 X_{22}(\Delta_{\hat{A}})^T \\
& - 2t_d E_2^T C_i^T D_i C e^{A t_d} X_{12}(\Delta_{\hat{A}})^T + 2t_d E_2^T C_i^T C_i e^{\hat{A} t_d} X_{22}(\Delta_{\hat{A}})^T \\
& - 2t_d E_2^T C_i^T C_i E_1 X_{12}(\Delta_{\hat{A}})^T - 2t_d E_2^T C_i^T C_i E_2 X_{22}(\Delta_{\hat{A}})^T \\
& - 2t_d e^{A_i^T t_d} C_i^T D_i C e^{A t_d} X_{13}(\Delta_{\hat{A}})^T - 2t_d e^{A_i^T t_d} C_i^T C_i E_1 X_{13}(\Delta_{\hat{A}})^T \\
& + 2t_d e^{\hat{A}^T t_d} C_i^T C_i e^{A_i t_d} X_{23}^T(\Delta_{\hat{A}})^T + 2t_d e^{A_i^T t_d} C_i^T C_i e^{\hat{A} t_d} X_{23}(\Delta_{\hat{A}})^T \\
& - 2t_d e^{A_i^T t_d} C_i^T C_i E_2 X_{23}(\Delta_{\hat{A}})^T - 2t_d E_2^T C_i^T C_i e^{A_i t_d} X_{23}^T(\Delta_{\hat{A}})^T \\
& - 2t_d e^{A_i^T t_d} C_i^T C_i e^{A_i t_d} X_{33}(\Delta_{\hat{A}})^T + 2\xi_1 E_1^T(\Delta_{\hat{A}})^T \\
& \left. - 2t_d e^{A_i^T t_d} \xi_1 C^T B_i^T(\Delta_{\hat{A}})^T \right).
\end{aligned}$$

Since  $e^{A_i t_d} = e^{\hat{A} t_d} - E_2$ , we get

$$\begin{aligned}
\Delta_J^{\hat{A}} = & \text{trace} \left( 2Q_{12}^T X_{12}(\Delta_{\hat{A}})^T + 2Q_{22} X_{22}(\Delta_{\hat{A}})^T + 2Q_{13}^T X_{13}(\Delta_{\hat{A}})^T \right. \\
& + 2Q_{23} X_{23}(\Delta_{\hat{A}})^T + 2Q_{23} X_{23}^T(\Delta_{\hat{A}})^T + 2Q_{33} X_{33}(\Delta_{\hat{A}})^T \\
& + 2t_d e^{A_i^T t_d} C_i^T D_i C e^{A t_d} X_{12}(\Delta_{\hat{A}})^T + 2t_d e^{A_i^T t_d} C_i^T C_i E_1 X_{12}(\Delta_{\hat{A}})^T \\
& - 2t_d e^{A_i^T t_d} C_i^T D_i C e^{A t_d} X_{13}(\Delta_{\hat{A}})^T - 2t_d e^{A_i^T t_d} C_i^T C_i E_1 X_{13}(\Delta_{\hat{A}})^T \\
& - 2t_d e^{A_i^T t_d} C_i^T C_i e^{A_i t_d} X_{22}(\Delta_{\hat{A}})^T + 2t_d e^{A_i^T t_d} C_i^T C_i e^{A_i t_d} X_{23}^T(\Delta_{\hat{A}})^T \\
& + 2t_d e^{A_i^T t_d} C_i^T C_i e^{A_i t_d} X_{23}(\Delta_{\hat{A}})^T - 2t_d e^{A_i^T t_d} C_i^T C_i e^{A_i t_d} X_{33}(\Delta_{\hat{A}})^T \\
& \left. + 2\xi_1 E_1^T(\Delta_{\hat{A}})^T - 2t_d e^{A_i^T t_d} \xi_1 C^T B_i^T(\Delta_{\hat{A}})^T \right).
\end{aligned}$$

Hence,

$$\frac{\partial}{\partial \hat{A}} \|\Delta_{rel}(s)\|_{\mathcal{H}_{2,\tau}}^2 = 2(Q_{12}^T X_{12} + Q_{22} X_{22} + \zeta_1),$$

and

$$Q_{12}^T X_{12} + Q_{22} X_{22} + \zeta_1 = 0$$

is a necessary condition for the local optimum of  $\|\Delta_{rel}(s)\|_{\mathcal{H}_{2,\tau}}^2$ .

Let us denote the first-order derivatives of  $Q_{11}$ ,  $Q_{12}$ ,  $Q_{13}$ ,  $Q_{22}$ ,  $Q_{23}$ ,  $Q_{33}$ ,  $E_1$ , and  $J$  with respect to  $\hat{B}$  as  $\Delta_{Q_{11}}^{\hat{B}}$ ,  $\Delta_{Q_{12}}^{\hat{B}}$ ,  $\Delta_{Q_{13}}^{\hat{B}}$ ,  $\Delta_{Q_{22}}^{\hat{B}}$ ,  $\Delta_{Q_{23}}^{\hat{B}}$ ,  $\Delta_{Q_{33}}^{\hat{B}}$ ,  $\Delta_{E_1}^{\hat{B}}$ , and  $\Delta_J^{\hat{B}}$ , respectively. Further, let us denote the differential of  $\hat{B}$  as  $\Delta_{\hat{B}}$ . By differentiating  $J$  with respect to  $\hat{B}$ , we get

$$\begin{aligned}\Delta_J^{\hat{B}} &= \text{trace}(B^T \Delta_{Q_{11}}^{\hat{B}} B + 2B^T Q_{12} \Delta_{\hat{B}} + 2B^T \Delta_{Q_{12}}^{\hat{B}} \hat{B} + 2\hat{B}^T Q_{22} \Delta_{\hat{B}} + \hat{B}^T \Delta_{Q_{22}}^{\hat{B}} \hat{B}) \\ &= \text{trace}(2Q_{12}^T B (\Delta_{\hat{B}})^T + 2Q_{22} \hat{B} (\Delta_{\hat{B}})^T + B B^T \Delta_{Q_{11}}^{\hat{B}} + 2B \hat{B}^T (\Delta_{Q_{12}}^{\hat{B}})^T \\ &\quad + \hat{B} \hat{B}^T \Delta_{Q_{22}}^{\hat{B}}).\end{aligned}$$

By differentiating the equations (11), (12), and (14) with respect to  $\hat{B}$ , we get

$$A^T \Delta_{Q_{11}}^{\hat{B}} + \Delta_{Q_{11}}^{\hat{B}} A + S_1 = 0, \quad (42)$$

$$A^T \Delta_{Q_{12}}^{\hat{B}} + \Delta_{Q_{12}}^{\hat{B}} \hat{A} + S_2 = 0, \quad (43)$$

$$\hat{A}^T \Delta_{Q_{22}}^{\hat{B}} + \Delta_{Q_{22}}^{\hat{B}} \hat{A} + S_4 = 0, \quad (44)$$

wherein

$$\begin{aligned}S_1 &= -C^T D_i^T (\Delta_{\hat{B}})^T Q_{13}^T - Q_{13} \Delta_{\hat{B}} D_i C + C^T B_i^T (\Delta_{Q_{13}}^{\hat{B}})^T + \Delta_{Q_{13}}^{\hat{B}} B_i C \\ &\quad - e^{A^T t_d} C^T D_i^T C_i \Delta_{E_1}^{\hat{B}} - (\Delta_{E_1}^{\hat{B}})^T C_i^T D_i C e^{A t_d} - E_1^T C_i^T C_i \Delta_{E_1}^{\hat{B}} \\ &\quad - (\Delta_{E_1}^{\hat{B}})^T C_i^T C_i E_1, \\ S_2 &= -C^T D_i^T (\Delta_{\hat{B}})^T Q_{23} + Q_{13} \Delta_{\hat{B}} C_i + C^T B_i^T \Delta_{Q_{23}}^{\hat{B}} - \Delta_{Q_{13}}^{\hat{B}} B_i \hat{C} \\ &\quad + (\Delta_{E_1}^{\hat{B}})^T C_i^T C_i e^{\hat{A} t_d} - t_d e^{A^T t_d} C^T D_i^T C_i e^{A_i t_d} \Delta_{\hat{B}} C_i \\ &\quad - t_d E_1^T C_i^T C_i e^{A_i t_d} \Delta_{\hat{B}} C_i - (\Delta_{E_1}^{\hat{B}})^T C_i^T C_i E_2, \\ S_4 &= C_i^T (\Delta_{\hat{B}})^T Q_{23} + Q_{23} \Delta_{\hat{B}} C_i - \hat{C}^T B_i^T \Delta_{Q_{23}}^{\hat{B}} - \Delta_{Q_{23}}^{\hat{B}} B_i \hat{C} \\ &\quad + t_d C_i^T (\Delta_{\hat{B}})^T e^{A_i^T t_d} C_i^T C_i e^{\hat{A} t_d} + t_d e^{\hat{A}^T t_d} C_i^T C_i e^{A_i t_d} \Delta_{\hat{B}} C_i \\ &\quad - t_d C_i^T (\Delta_{\hat{B}})^T e^{A_i^T t_d} C_i^T C_i E_2 - t_d E_2^T C_i^T C_i e^{A_i t_d} \Delta_{\hat{B}} C_i.\end{aligned}$$

By applying Lemma 3.3 on the equations (42) and (18), (43) and (19), and (44)

and (21), we get

$$\begin{aligned} \text{trace}(BB^T \Delta_{Q_{11}}^{\hat{B}}) &= \text{trace}(S_1 X_{11}), \\ \text{trace}(B\hat{B}^T (\Delta_{Q_{12}}^{\hat{B}})^T) &= \text{trace}(S_2^T X_{12}), \\ \text{trace}(\hat{B}\hat{B}^T \Delta_{Q_{22}}^{\hat{B}}) &= \text{trace}(S_4 X_{22}). \end{aligned}$$

Thus

$$\begin{aligned} \Delta_J^{\hat{B}} &= \text{trace}\left(2Q_{12}^T B (\Delta_{\hat{B}})^T + 2Q_{22} \hat{B} (\Delta_{\hat{B}})^T - 2Q_{13}^T X_{11} C^T D_i^T (\Delta_{\hat{B}})^T \right. \\ &\quad + 2Q_{23} X_{22} C_i^T (\Delta_{\hat{B}})^T - 2Q_{23} X_{12}^T C^T D_i^T (\Delta_{\hat{B}})^T \\ &\quad + 2Q_{13}^T X_{12} C_i^T (\Delta_{\hat{B}})^T - 2t_d e^{A_i^T t_d} C_i^T D_i C e^{A_i t_d} X_{12} C_i^T (\Delta_{\hat{B}})^T \\ &\quad - 2t_d e^{A_i^T t_d} C_i^T C_i E_1 X_{12} C_i^T (\Delta_{\hat{B}})^T + 2t_d e^{A_i^T t_d} C_i^T C_i e^{\hat{A} t_d} X_{22} C_i^T (\Delta_{\hat{B}})^T \\ &\quad - 2t_d e^{A_i^T t_d} C_i^T C_i E_2 X_{22} C_i^T (\Delta_{\hat{B}})^T + 2X_{11} C^T B_i^T (\Delta_{Q_{13}}^{\hat{B}})^T \\ &\quad - 2X_{12} \hat{C}^T B_i^T (\Delta_{Q_{13}}^{\hat{B}})^T + 2X_{12}^T C^T B_i^T \Delta_{Q_{23}}^{\hat{B}} - 2X_{22} \hat{C}^T B_i^T \Delta_{Q_{23}}^{\hat{B}} \\ &\quad - 2C_i^T D_i C e^{A_i t_d} X_{11} (\Delta_{E_1}^{\hat{B}})^T - 2C_i^T C_i E_1 X_{11} (\Delta_{E_1}^{\hat{B}})^T \\ &\quad \left. + 2C_i^T C_i e^{\hat{A} t_d} X_{12}^T (\Delta_{E_1}^{\hat{B}})^T - 2C_i^T C_i E_2 X_{12}^T (\Delta_{E_1}^{\hat{B}})^T\right). \end{aligned}$$

By differentiating the equations (13), (15), and (16) with respect to  $\hat{B}$ , we get

$$A^T \Delta_{Q_{13}}^{\hat{B}} + \Delta_{Q_{13}}^{\hat{B}} A_i + S_3 = 0, \quad (45)$$

$$\hat{A}^T \Delta_{Q_{23}}^{\hat{B}} + \Delta_{Q_{23}}^{\hat{B}} A_i + S_5 = 0, \quad (46)$$

$$A_i^T \Delta_{Q_{33}}^{\hat{B}} + \Delta_{Q_{33}}^{\hat{B}} A_i + S_6 = 0, \quad (47)$$

wherein

$$\begin{aligned} S_3 &= -Q_{13} \Delta_{\hat{B}} C_i - C^T D_i^T (\Delta_{\hat{B}})^T Q_{33} - C^T D_i^T \hat{B}^T \Delta_{Q_{33}}^{\hat{B}} \\ &\quad + t_d e^{A_i^T t_d} C^T D_i^T C_i e^{A_i t_d} \Delta_{\hat{B}} C_i - (\Delta_{E_1}^{\hat{B}})^T C_i^T C_i e^{A_i t_d} + t_d E_1^T C_i^T C_i e^{A_i t_d} \Delta_{\hat{B}} C_i, \\ S_5 &= -Q_{23} \Delta_{\hat{B}} C_i + C_i^T (\Delta_{\hat{B}})^T Q_{33} - \hat{C}^T B_i^T \Delta_{Q_{33}}^{\hat{B}} \\ &\quad - t_d e^{\hat{A}^T t_d} C_i^T C_i e^{A_i t_d} \Delta_{\hat{B}} C_i + t_d E_2^T C_i^T C_i e^{A_i t_d} \Delta_{\hat{B}} C_i - (\Delta_{E_2}^{\hat{B}})^T C_i^T C_i e^{A_i t_d}, \\ S_6 &= -C_i^T (\Delta_{\hat{B}})^T Q_{33} - Q_{33} \Delta_{\hat{B}} C_i + t_d C_i^T (\Delta_{\hat{B}})^T e^{A_i^T t_d} C_i^T C_i e^{A_i t_d} \\ &\quad + t_d e^{A_i^T t_d} C_i^T C_i e^{A_i t_d} \Delta_{\hat{B}} C_i. \end{aligned}$$

By applying Lemma 3.3 on the equations (45) and (20), and (46) and (22), we get

$$\begin{aligned} \text{trace}(X_{11}C^TB_i^T(\Delta_{Q_{13}}^{\hat{B}})^T - X_{12}\hat{C}^TB_i^T(\Delta_{Q_{13}}^{\hat{B}})^T) &= \text{trace}(S_3^TX_{13}), \\ \text{trace}(X_{12}^TC^TB_i^T\Delta_{Q_{23}}^{\hat{B}} - X_{22}\hat{C}^TB_i^T\Delta_{Q_{23}}^{\hat{B}}) &= \text{trace}(S_5^TX_{23}). \end{aligned}$$

Thus

$$\begin{aligned} \Delta_J^{\hat{B}} &= \text{trace}\left(2Q_{12}^TB(\Delta_{\hat{B}})^T + 2Q_{22}\hat{B}(\Delta_{\hat{B}})^T - 2Q_{13}^TX_{11}C^TD_i^T(\Delta_{\hat{B}})^T\right. \\ &\quad + 2Q_{23}X_{22}C_i^T(\Delta_{\hat{B}})^T - 2Q_{23}X_{12}^TC^TD_i^T(\Delta_{\hat{B}})^T \\ &\quad + 2Q_{13}^TX_{12}C_i^T(\Delta_{\hat{B}})^T - 2Q_{13}^TX_{13}C_i^T(\Delta_{\hat{B}})^T \\ &\quad - 2Q_{23}X_{23}C_i^T(\Delta_{\hat{B}})^T + 2Q_{33}X_{23}^TC_i^T(\Delta_{\hat{B}})^T \\ &\quad - 2Q_{33}X_{13}^TC^TD_i^T(\Delta_{\hat{B}})^T - 2t_d e^{A_i^T t_d} C_i^T D_i C e^{A_i t_d} X_{12} C_i^T(\Delta_{\hat{B}})^T \\ &\quad - 2t_d e^{A_i^T t_d} C_i^T C_i E_1 X_{12} C_i^T(\Delta_{\hat{B}})^T + 2t_d e^{A_i^T t_d} C_i^T C_i e^{\hat{A} t_d} X_{22} C_i^T(\Delta_{\hat{B}})^T \\ &\quad - 2t_d e^{A_i^T t_d} C_i^T C_i E_2 X_{22} C_i^T(\Delta_{\hat{B}})^T + 2t_d e^{A_i^T t_d} C_i^T D_i C e^{A_i t_d} X_{13} C_i^T(\Delta_{\hat{B}})^T \\ &\quad + 2t_d e^{A_i^T t_d} C_i^T C_i E_1 X_{13} C_i^T(\Delta_{\hat{B}})^T - 2t_d e^{A_i^T t_d} C_i^T C_i e^{\hat{A} t_d} X_{23} C_i^T(\Delta_{\hat{B}})^T \\ &\quad + 2t_d e^{A_i^T t_d} C_i^T C_i E_2 X_{23} C_i^T(\Delta_{\hat{B}})^T - 2t_d e^{A_i^T t_d} C_i^T C_i e^{A_i t_d} X_{23}^T C_i^T(\Delta_{\hat{B}})^T \\ &\quad + 2B_i C X_{13} \Delta_{Q_{33}}^{\hat{B}} - 2B_i \hat{C} X_{23} \Delta_{Q_{33}}^{\hat{B}} - 2C_i^T C_i e^{A_i t_d} X_{13}^T(\Delta_{E_1}^{\hat{B}})^T \\ &\quad - 2C_i^T D_i C e^{A_i t_d} X_{11}(\Delta_{E_1}^{\hat{B}})^T - 2C_i^T C_i E_1 X_{11}(\Delta_{E_1}^{\hat{B}})^T \\ &\quad \left. + 2C_i^T C_i e^{\hat{A} t_d} X_{12}^T(\Delta_{E_1}^{\hat{B}})^T - 2C_i^T C_i E_2 X_{12}^T(\Delta_{E_1}^{\hat{B}})^T\right). \end{aligned}$$

By applying Lemma 3.3 on the equations (47) and (23), we get

$$\text{trace}(S_6 X_{33}) = \text{trace}\left((2B_i C X_{13} - 2B_i \hat{C} X_{23}) \Delta_{Q_{33}}^{\hat{B}}\right).$$

Thus

$$\begin{aligned}
\Delta_{\hat{J}}^{\hat{B}} = & \text{trace} \left( 2Q_{12}^T B(\Delta_{\hat{B}})^T + 2Q_{22} \hat{B}(\Delta_{\hat{B}})^T - 2Q_{13}^T X_{11} C^T D_i^T (\Delta_{\hat{B}})^T \right. \\
& + 2Q_{23} X_{22} C_i^T (\Delta_{\hat{B}})^T - 2Q_{23} X_{12}^T C^T D_i^T (\Delta_{\hat{B}})^T \\
& + 2Q_{13}^T X_{12} C_i^T (\Delta_{\hat{B}})^T - 2Q_{13}^T X_{13} C_i^T (\Delta_{\hat{B}})^T \\
& - 2Q_{23} X_{23} C_i^T (\Delta_{\hat{B}})^T + 2Q_{33} X_{23}^T C_i^T (\Delta_{\hat{B}})^T \\
& - 2Q_{33} X_{13}^T C^T D_i^T (\Delta_{\hat{B}})^T - 2Q_{33} X_{33} C_i^T (\Delta_{\hat{B}})^T \\
& - 2t_d e^{A_i^T t_d} C_i^T D_i C e^{A t_d} X_{12} C_i^T (\Delta_{\hat{B}})^T - 2t_d e^{A_i^T t_d} C_i^T C_i E_1 X_{12} C_i^T (\Delta_{\hat{B}})^T \\
& + 2t_d e^{A_i^T t_d} C_i^T C_i e^{\hat{A} t_d} X_{22} C_i^T (\Delta_{\hat{B}})^T - 2t_d e^{A_i^T t_d} C_i^T C_i E_2 X_{22} C_i^T (\Delta_{\hat{B}})^T \\
& + 2t_d e^{A_i^T t_d} C_i^T D_i C e^{A t_d} X_{13} C_i^T (\Delta_{\hat{B}})^T + 2t_d e^{A_i^T t_d} C_i^T C_i E_1 X_{13} C_i^T (\Delta_{\hat{B}})^T \\
& - 2t_d e^{A_i^T t_d} C_i^T C_i e^{\hat{A} t_d} X_{23} C_i^T (\Delta_{\hat{B}})^T + 2t_d e^{A_i^T t_d} C_i^T C_i E_2 X_{23} C_i^T (\Delta_{\hat{B}})^T \\
& - 2t_d e^{A_i^T t_d} C_i^T C_i e^{A_i t_d} X_{23}^T C_i^T (\Delta_{\hat{B}})^T + 2t_d e^{A_i^T t_d} C_i^T C_i e^{A_i t_d} X_{33} C_i^T (\Delta_{\hat{B}})^T \\
& - 2C_i^T C_i e^{A_i t_d} X_{13}^T (\Delta_{E_1}^{\hat{B}})^T - 2C_i^T D_i C e^{A t_d} X_{11} (\Delta_{E_1}^{\hat{B}})^T \\
& \left. - 2C_i^T C_i E_1 X_{11} (\Delta_{E_1}^{\hat{B}})^T + 2C_i^T C_i e^{\hat{A} t_d} X_{12}^T (\Delta_{E_1}^{\hat{B}})^T - 2C_i^T C_i E_2 X_{12}^T (\Delta_{E_1}^{\hat{B}})^T \right).
\end{aligned}$$

By differentiating the equation (3) with respect to  $\hat{B}$ , we get

$$A_i \Delta_{E_1}^{\hat{B}} - \Delta_{E_1}^{\hat{B}} A + S_7 = 0 \quad (48)$$

where

$$S_7 = -\Delta_{\hat{B}} C_i E_1 - \Delta_{\hat{B}} D_i C e^{A t_d} + e^{A_i t_d} \Delta_{\hat{B}} D_i C + t_d e^{A_i t_d} \Delta_{\hat{B}} C_i B_i C.$$

By applying Lemma 3.3 on the equations (48) and (24), we get

$$\begin{aligned}
\text{trace}(S_7^T \xi_2) = & \text{trace} \left( (-C_i^T C_i e^{A_i t_d} X_{13}^T - C_i^T D_i C e^{A t_d} X_{11} - C_i^T C_i E_1 X_{11} \right. \\
& \left. + C_i^T C_i e^{\hat{A} t_d} X_{12}^T - 2C_i^T C_i E_2 X_{12}^T) (\Delta_{E_1}^{\hat{B}})^T \right).
\end{aligned}$$

Thus

$$\begin{aligned}
\Delta_{\hat{J}}^{\hat{B}} = & \text{trace} \left( 2Q_{12}^T B(\Delta_{\hat{B}})^T + 2Q_{22} \hat{B}(\Delta_{\hat{B}})^T - 2Q_{13}^T X_{11} C^T D_i^T(\Delta_{\hat{B}})^T \right. \\
& + 2Q_{23} X_{22} C_i^T(\Delta_{\hat{B}})^T - 2Q_{23} X_{12}^T C^T D_i^T(\Delta_{\hat{B}})^T \\
& + 2Q_{13}^T X_{12} C_i^T(\Delta_{\hat{B}})^T - 2Q_{13}^T X_{13} C_i^T(\Delta_{\hat{B}})^T \\
& - 2Q_{23} X_{23} C_i^T(\Delta_{\hat{B}})^T + 2Q_{33} X_{23}^T C_i^T(\Delta_{\hat{B}})^T \\
& - 2Q_{33} X_{13}^T C^T D_i^T(\Delta_{\hat{B}})^T - 2Q_{33} X_{33} C_i^T(\Delta_{\hat{B}})^T \\
& - 2t_d e^{A_i^T t_d} C_i^T D_i C e^{A t_d} X_{12} C_i^T(\Delta_{\hat{B}})^T - 2t_d e^{A_i^T t_d} C_i^T C_i E_1 X_{12} C_i^T(\Delta_{\hat{B}})^T \\
& + 2t_d e^{A_i^T t_d} C_i^T C_i e^{\hat{A} t_d} X_{22} C_i^T(\Delta_{\hat{B}})^T - 2t_d e^{A_i^T t_d} C_i^T C_i E_2 X_{22} C_i^T(\Delta_{\hat{B}})^T \\
& + 2t_d e^{A_i^T t_d} C_i^T D_i C e^{A t_d} X_{13} C_i^T(\Delta_{\hat{B}})^T + 2t_d e^{A_i^T t_d} C_i^T C_i E_1 X_{13} C_i^T(\Delta_{\hat{B}})^T \\
& - 2t_d e^{A_i^T t_d} C_i^T C_i e^{\hat{A} t_d} X_{23} C_i^T(\Delta_{\hat{B}})^T + 2t_d e^{A_i^T t_d} C_i^T C_i E_2 X_{23} C_i^T(\Delta_{\hat{B}})^T \\
& - 2t_d e^{A_i^T t_d} C_i^T C_i e^{A_i t_d} X_{23}^T C_i^T(\Delta_{\hat{B}})^T + 2t_d e^{A_i^T t_d} C_i^T C_i e^{A_i t_d} X_{33} C_i^T(\Delta_{\hat{B}})^T \\
& - 2\xi_2 E_1^T C_i^T(\Delta_{\hat{B}})^T - 2\xi_2 e^{A^T t_d} C^T D_i(\Delta_{\hat{B}})^T + 2e^{A_i^T t_d} \xi_2 C^T D_i(\Delta_{\hat{B}})^T \\
& \left. + 2t_d e^{A_i^T t_d} \xi_2 C^T B_i^T C_i^T(\Delta_{\hat{B}})^T \right).
\end{aligned}$$

Since  $e^{A_i t_d} = e^{\hat{A} t_d} - E_2$ , we get

$$\begin{aligned}
\Delta_{\hat{J}}^{\hat{B}} = & \text{trace} \left( 2Q_{12}^T B(\Delta_{\hat{B}})^T + 2Q_{22} \hat{B}(\Delta_{\hat{B}})^T - 2Q_{13}^T X_{11} C^T D_i^T(\Delta_{\hat{B}})^T \right. \\
& + 2Q_{23} X_{22} C_i^T(\Delta_{\hat{B}})^T - 2Q_{23} X_{12}^T C^T D_i^T(\Delta_{\hat{B}})^T \\
& + 2Q_{13}^T X_{12} C_i^T(\Delta_{\hat{B}})^T - 2Q_{33} X_{13}^T C^T D_i^T(\Delta_{\hat{B}})^T \\
& - 2Q_{13}^T X_{13} C_i^T(\Delta_{\hat{B}})^T - 2Q_{23} X_{23} C_i^T(\Delta_{\hat{B}})^T \\
& + 2Q_{33} X_{23}^T C_i^T(\Delta_{\hat{B}})^T - 2Q_{33} X_{33} C_i^T(\Delta_{\hat{B}})^T \\
& - 2t_d e^{A_i^T t_d} C_i^T D_i C e^{A t_d} X_{12} C_i^T(\Delta_{\hat{B}})^T - 2t_d e^{A_i^T t_d} C_i^T C_i E_1 X_{12} C_i^T(\Delta_{\hat{B}})^T \\
& + 2t_d e^{A_i^T t_d} C_i^T D_i C e^{A t_d} X_{13} C_i^T(\Delta_{\hat{B}})^T + 2t_d e^{A_i^T t_d} C_i^T C_i E_1 X_{13} C_i^T(\Delta_{\hat{B}})^T \\
& + 2t_d e^{A_i^T t_d} C_i^T C_i e^{A_i t_d} X_{22} C_i^T(\Delta_{\hat{B}})^T - 2t_d e^{A_i^T t_d} C_i^T C_i e^{A_i t_d} X_{23} C_i^T(\Delta_{\hat{B}})^T \\
& - 2t_d e^{A_i^T t_d} C_i^T C_i e^{A_i t_d} X_{23}^T C_i^T(\Delta_{\hat{B}})^T + 2t_d e^{A_i^T t_d} C_i^T C_i e^{A_i t_d} X_{33} C_i^T(\Delta_{\hat{B}})^T \\
& - 2\xi_2 E_1^T C_i^T(\Delta_{\hat{B}})^T - 2\xi_2 e^{A^T t_d} C^T D_i^T(\Delta_{\hat{B}})^T + 2e^{A_i^T t_d} \xi_2 C^T D_i^T(\Delta_{\hat{B}})^T \\
& \left. + 2t_d e^{A_i^T t_d} \xi_2 C^T B_i^T C_i^T(\Delta_{\hat{B}})^T \right).
\end{aligned}$$



Hence,

$$\frac{\partial}{\partial \hat{B}} \|\Delta_{rel}(s)\|_{\mathcal{H}_{2,\tau}}^2 = 2(Q_{12}^T B + Q_{22} \hat{B} + \zeta_2),$$

and

$$Q_{12}^T B + Q_{22} \hat{B} + \zeta_2 = 0$$

is a necessary condition for the local optimum of  $\|\Delta_{rel}(s)\|_{\mathcal{H}_{2,\tau}}^2$ .

Let us denote the first-order derivatives of  $P_{13}$ ,  $P_{23}$ ,  $P_{33}$ ,  $E_1$ , and  $J$  with respect to  $\hat{C}$  as  $\Delta_{P_{13}}^{\hat{C}}$ ,  $\Delta_{P_{23}}^{\hat{C}}$ ,  $\Delta_{P_{33}}^{\hat{C}}$ ,  $\Delta_{E_1}^{\hat{C}}$ , and  $\Delta_J^{\hat{C}}$ , respectively. Further, let us denote the differential of  $\hat{C}$  as  $\Delta_{\hat{C}}$ . By taking differentiation of  $J$  with respect to  $\hat{C}$ , we get

$$\begin{aligned} \Delta_J^{\hat{C}} &= \text{trace} \left( -2D_i C P_{12} (\Delta_{\hat{C}})^T D_i^T + 2D_i C P_{13} (\Delta_{\hat{C}})^T D_i^T + 2D_i \hat{C} P_{22} (\Delta_{\hat{C}})^T D_i^T \right. \\ &\quad \left. - 2D_i \hat{C} P_{23} (\Delta_{\hat{C}})^T D_i^T - 2C_i P_{23}^T (\Delta_{\hat{C}})^T D_i^T + 2C_i P_{33} (\Delta_{\hat{C}})^T D_i^T \right. \\ &\quad \left. + 2D_i C \Delta_{P_{13}}^{\hat{C}} C_i^T - 2D_i \hat{C} \Delta_{P_{23}}^{\hat{C}} C_i^T + C_i \Delta_{P_{33}}^{\hat{C}} C_i^T \right) \\ &= \text{trace} \left( -2D_i^T D_i C P_{12} (\Delta_{\hat{C}})^T + 2D_i^T D_i C P_{13} (\Delta_{\hat{C}})^T + 2D_i^T D_i \hat{C} P_{22} (\Delta_{\hat{C}})^T \right. \\ &\quad \left. - 2D_i^T D_i \hat{C} P_{23} (\Delta_{\hat{C}})^T - 2D_i^T C_i P_{23}^T (\Delta_{\hat{C}})^T + 2D_i^T C_i P_{33} (\Delta_{\hat{C}})^T \right. \\ &\quad \left. + 2C^T D_i^T C_i (\Delta_{P_{13}}^{\hat{C}})^T - 2\hat{C}^T D_i^T C_i (\Delta_{P_{23}}^{\hat{C}})^T + C_i^T C_i \Delta_{P_{33}}^{\hat{C}} \right). \end{aligned}$$

By taking differentiation of the equations (6), (8), (9), and (3) with respect to  $\hat{C}$ , we get

$$A \Delta_{P_{13}}^{\hat{C}} + \Delta_{P_{13}}^{\hat{C}} A_i^T + T_1 = 0, \quad (49)$$

$$\hat{A} \Delta_{P_{23}}^{\hat{C}} + \Delta_{P_{23}}^{\hat{C}} A_i^T + T_2 = 0, \quad (50)$$

$$A_i \Delta_{P_{33}}^{\hat{C}} + \Delta_{P_{33}}^{\hat{C}} A_i^T + T_3 = 0, \quad (51)$$

$$A_i \Delta_{E_1}^{\hat{C}} - \Delta_{E_1}^{\hat{C}} A + T_4 = 0, \quad (52)$$

wherein

$$\begin{aligned}
T_1 &= P_{13}(\Delta_{\hat{C}})^T B_i^T - P_{12}(\Delta_{\hat{C}})^T B_i^T - e^{At_d} B B^T (\Delta_{E_1}^{\hat{C}})^T \\
&\quad + t_d e^{At_d} B \hat{B}^T (\Delta_{\hat{C}})^T B_i^T e^{A_i^T t_d}, \\
T_2 &= P_{23}(\Delta_{\hat{C}})^T B_i^T - P_{22}(\Delta_{\hat{C}})^T B_i^T - e^{\hat{A}t_d} \hat{B} B^T (\Delta_{E_1}^{\hat{C}})^T \\
&\quad + t_d e^{\hat{A}t_d} \hat{B} \hat{B}^T (\Delta_{\hat{C}})^T B_i^T e^{A_i^T t_d}, \\
T_3 &= B_i \Delta_{\hat{C}} P_{33} + P_{33}(\Delta_{\hat{C}})^T B_i^T + B_i C \Delta_{P_{13}}^{\hat{C}} - B_i \hat{C} \Delta_{P_{23}}^{\hat{C}} - B_i \Delta_{\hat{C}} P_{23} \\
&\quad + (\Delta_{P_{13}}^{\hat{C}})^T C^T B_i^T - (\Delta_{P_{23}}^{\hat{C}})^T \hat{C}^T B_i^T - P_{23}^T (\Delta_{\hat{C}})^T B_i^T - E_1 B B^T (\Delta_{E_1}^{\hat{C}})^T \\
&\quad - \Delta_{E_1}^{\hat{C}} B B^T E_1^T + t_d e^{A_i t_d} B_i \Delta_{\hat{C}} \hat{B} B^T E_1^T - E_2 \hat{B} B^T (\Delta_{E_1}^{\hat{C}})^T - \Delta_{E_1}^{\hat{C}} B \hat{B}^T E_2^T \\
&\quad + t_d E_1 B \hat{B}^T (\Delta_{\hat{C}})^T B_i^T e^{A_i^T t_d} + t_d E_2 \hat{B} \hat{B}^T (\Delta_{\hat{C}})^T B_i^T e^{A_i^T t_d} \\
&\quad + t_d e^{A_i t_d} B_i \Delta_{\hat{C}} \hat{B} \hat{B}^T E_2^T, \\
T_4 &= B_i \Delta_{\hat{C}} E_1 - t_d e^{A_i t_d} B_i \Delta_{\hat{C}} B_i \hat{C}.
\end{aligned}$$

By applying Lemma 3.3 on the equations (49) and (25), (50) and (26), and (51) and (27), we get

$$\begin{aligned}
\text{trace}(T_1^T Y_{13}) &= \text{trace}(C^T B_i^T Y_{33} (\Delta_{P_{13}}^{\hat{C}})^T + C^T D_i^T C_i (\Delta_{P_{13}}^{\hat{C}})^T) \\
\text{trace}(T_2^T Y_{23}) &= \text{trace}(-\hat{C}^T B_i^T Y_{33} (\Delta_{P_{23}}^{\hat{C}})^T - \hat{C}^T D_i^T C_i (\Delta_{P_{23}}^{\hat{C}})^T) \\
\text{trace}(T_3 Y_{33}) &= \text{trace}(C_i^T C_i \Delta_{P_{33}}^{\hat{C}}).
\end{aligned}$$

Thus

$$\begin{aligned}
\Delta_{\hat{C}}^{\hat{C}} &= \text{trace} \left( -2D_i^T D_i C P_{12} (\Delta_{\hat{C}})^T + 2D_i^T D_i C P_{13} (\Delta_{\hat{C}})^T + 2D_i^T D_i \hat{C} P_{22} (\Delta_{\hat{C}})^T \right. \\
&\quad - 2D_i^T D_i \hat{C} P_{23} (\Delta_{\hat{C}})^T - 2D_i^T C_i P_{23}^T (\Delta_{\hat{C}})^T + 2D_i^T C_i P_{33} (\Delta_{\hat{C}})^T \\
&\quad + 2B_i^T Y_{13}^T P_{13} (\Delta_{\hat{C}})^T + 2B_i^T Y_{13}^T P_{12} (\Delta_{\hat{C}})^T + 2B_i^T Y_{23} P_{23} (\Delta_{\hat{C}})^T \\
&\quad - 2B_i^T Y_{23} P_{22} (\Delta_{\hat{C}})^T - 2B_i^T Y_{33} P_{23}^T (\Delta_{\hat{C}})^T + 2t_d B_i^T e^{A_i^T t_d} Y_{13}^T e^{At_d} B \hat{B}^T (\Delta_{\hat{C}})^T \\
&\quad + 2t_d B_i^T e^{A_i^T t_d} Y_{23} e^{\hat{A}t_d} \hat{B} \hat{B}^T (\Delta_{\hat{C}})^T + 2t_d B_i^T e^{A_i^T t_d} Y_{33} E_2 \hat{B} \hat{B}^T (\Delta_{\hat{C}})^T \\
&\quad + 2t_d B_i^T e^{A_i^T t_d} Y_{33} E_1 B \hat{B}^T (\Delta_{\hat{C}})^T - 2Y_{13}^T e^{At_d} B B^T (\Delta_{E_1}^{\hat{C}})^T \\
&\quad \left. - 2Y_{23} e^{\hat{A}t_d} \hat{B} B^T (\Delta_{E_1}^{\hat{C}})^T - 2Y_{33} E_1 B B^T (\Delta_{E_1}^{\hat{C}})^T - 2Y_{33} E_2 \hat{B} B^T (\Delta_{E_1}^{\hat{C}})^T \right).
\end{aligned}$$

By applying Lemma 3.3 on the equations (52) and (28), we get

$$\begin{aligned} \text{trace}(T_4^T \xi_3) &= \text{trace}((Y_{13}^T e^{At_d} B B^T - Y_{23} e^{\hat{A}t_d} \hat{B} B^T - Y_{33} E_1 B B^T \\ &\quad - Y_{33} E_2 \hat{B} B^T)(\Delta_{E_1}^{\hat{C}})^T). \end{aligned}$$

Thus

$$\begin{aligned} \Delta_J^{\hat{C}} &= \text{trace} \left( -2D_i^T D_i C P_{12}(\Delta_{\hat{C}})^T + 2D_i^T D_i C P_{13}(\Delta_{\hat{C}})^T + 2D_i^T D_i \hat{C} P_{22}(\Delta_{\hat{C}})^T \right. \\ &\quad - 2D_i^T D_i \hat{C} P_{23}(\Delta_{\hat{C}})^T - 2D_i^T C_i P_{23}^T(\Delta_{\hat{C}})^T + 2D_i^T C_i P_{33}(\Delta_{\hat{C}})^T \\ &\quad + 2B_i^T Y_{13}^T P_{13}(\Delta_{\hat{C}})^T + 2B_i^T Y_{13}^T P_{12}(\Delta_{\hat{C}})^T + 2B_i^T Y_{23} P_{23}(\Delta_{\hat{C}})^T \\ &\quad - 2B_i^T Y_{23} P_{22}(\Delta_{\hat{C}})^T - 2B_i^T Y_{33} P_{23}^T(\Delta_{\hat{C}})^T + 2t_d B_i^T e^{A_i^T t_d} Y_{13}^T e^{A t_d} B \hat{B}^T(\Delta_{\hat{C}})^T \\ &\quad + 2t_d B_i^T e^{A_i^T t_d} Y_{23} e^{\hat{A}t_d} \hat{B} \hat{B}^T(\Delta_{\hat{C}})^T + 2t_d B_i^T e^{A_i^T t_d} Y_{33} E_2 \hat{B} \hat{B}^T(\Delta_{\hat{C}})^T \\ &\quad + 2t_d B_i^T e^{A_i^T t_d} Y_{33} E_1 B \hat{B}^T(\Delta_{\hat{C}})^T - 2t_d B_i^T e^{A_i^T t_d} \xi_3 \hat{C}^T B_i^T(\Delta_{\hat{C}})^T \\ &\quad \left. + 2B_i^T \xi_3 E_1^T(\Delta_{\hat{C}})^T \right). \end{aligned}$$

Hence,

$$\frac{\partial}{\partial \hat{C}} \|\Delta_{rel}(s)\|_{\mathcal{H}_{2,\tau}}^2 = 2(-D_i^T D_i C P_{12} + D_i^T D_i \hat{C} P_{22} + \zeta_3),$$

and

$$-D_i^T D_i C P_{12} + D_i^T D_i \hat{C} P_{22} + \zeta_3 = 0$$

380 is a necessary condition for the local optimum of  $\|\Delta_{rel}(s)\|_{\mathcal{H}_{2,\tau}}^2$ . This completes the proof.

### Acknowledgment

This work is supported by the National Natural Science Foundation of China under Grants No. 61873336 and 61803046, the International Corporation Project of Shanghai Science and Technology Commission under Grant 21190780300, in part by The National Key Research and Development Program No. 2020YFB1708200, and in part by the High-end foreign expert program No. G2021013008L granted by the State Administration of Foreign Experts Affairs (SAFEA).

390 **Competing Interest Statement**

The authors declare no conflict of interest.

**References**

- [1] W. H. Schilders, H. A. Van der Vorst, J. Rommes, Model order reduction: theory, research aspects and applications, Vol. 13, Springer, 2008.
- 395 [2] P. Benner, M. Hinze, E. J. W. Ter Maten, Model reduction for circuit simulation, Vol. 74, Springer, 2011.
- [3] P. Benner, V. Mehrmann, D. C. Sorensen, Dimension reduction of large-scale systems, Vol. 45, Springer, 2005.
- [4] G. Obinata, B. D. Anderson, Model reduction for control system design,  
400 Springer Science & Business Media, 2012.
- [5] P. Benner, W. Schilders, S. Grivet-Talocia, A. Quarteroni, G. Rozza, L. Miguel Silveira, Model order reduction: Volume 3 applications, De Gruyter, 2020.
- [6] B. Moore, Principal component analysis in linear systems: Controllability,  
405 observability, and model reduction, IEEE transactions on automatic control 26 (1) (1981) 17–32.
- [7] D. F. Enns, Model reduction with balanced realizations: An error bound and a frequency weighted generalization, in: The 23rd IEEE conference on decision and control, IEEE, 1984, pp. 127–132.
- 410 [8] S. Gugercin, J.-R. Li, Smith-type methods for balanced truncation of large sparse systems, in: Dimension reduction of large-scale systems, Springer, 2005, pp. 49–82.
- [9] J.-R. Li, J. White, Low rank solution of Lyapunov equations, SIAM Journal on Matrix Analysis and Applications 24 (1) (2002) 260–280.

- 415 [10] T. Penzl, A cyclic low-rank Smith method for large sparse Lyapunov equations, *SIAM Journal on Scientific Computing* 21 (4) (1999) 1401–1418.
- [11] P. Kürschner, M. A. Freitag, Inexact methods for the low rank solution to large scale Lyapunov equations, *BIT Numerical Mathematics* 60 (4) (2020) 1221–1259.
- 420 [12] V. Mehrmann, T. Stykel, Balanced truncation model reduction for large-scale systems in descriptor form, in: *Dimension Reduction of Large-Scale Systems*, Springer, 2005, pp. 83–115.
- [13] M. S. Tombs, I. Postlethwaite, Truncated balanced realization of a stable non-minimal state-space system, *International Journal of Control* 46 (4)  
425 (1987) 1319–1330.
- [14] M. G. Safonov, R. Chiang, A schur method for balanced-truncation model reduction, *IEEE Transactions on Automatic Control* 34 (7) (1989) 729–733.
- [15] J. R. Phillips, L. Daniel, L. M. Silveira, Guaranteed passive balancing transformations for model order reduction, *IEEE Transactions on Computer-Aided Design of Integrated Circuits and Systems* 22 (8) (2003) 1027–1041.  
430
- [16] B. Yan, S. X.-D. Tan, B. McGaughy, Second-order balanced truncation for passive-order reduction of RLCK circuits, *IEEE Transactions on Circuits and Systems II: Express Briefs* 55 (9) (2008) 942–946.
- [17] J. R. Phillips, L. M. Silveira, Poor man’s TBR: A simple model reduction scheme, *IEEE transactions on computer-aided design of integrated circuits and systems* 24 (1) (2004) 43–55.  
435
- [18] T. Reis, T. Stykel, Positive real and bounded real balancing for model reduction of descriptor systems, *International Journal of Control* 83 (1) (2010) 74–88.
- 440 [19] T. Reis, T. Stykel, Balanced truncation model reduction of second-order systems, *Mathematical and Computer Modelling of Dynamical Systems* 14 (5) (2008) 391–406.

- [20] X. Wang, Q. Wang, Z. Zhang, Q. Chen, N. Wong, Balanced truncation for time-delay systems via approximate gramians, in: 16th Asia and South Pacific Design Automation Conference (ASP-DAC 2011), IEEE, 2011, pp. 55–60.
- [21] L. Zhang, J. Lam, B. Huang, G.-H. Yang, On gramians and balanced truncation of discrete-time bilinear systems, *International Journal of Control* 76 (4) (2003) 414–427.
- [22] S. Lall, J. E. Marsden, S. Glavaški, A subspace approach to balanced truncation for model reduction of nonlinear control systems, *International Journal of Robust and Nonlinear Control: IFAC-Affiliated Journal* 12 (6) (2002) 519–535.
- [23] K. Glover, All optimal Hankel-norm approximations of linear multivariable systems and their  $L_\infty$ -error bounds, *International journal of control* 39 (6) (1984) 1115–1193.
- [24] K. Glover, A tutorial on Hankel-norm approximation, *From data to model* (1989) 26–48.
- [25] M. Green, Balanced stochastic realizations, *Linear Algebra and its Applications* 98 (1988) 211–247.
- [26] M. Green, A relative error bound for balanced stochastic truncation, *IEEE Transactions on Automatic Control* 33 (10) (1988) 961–965.
- [27] G. M. Flagg, S. Gugercin, C. A. Beattie, An interpolation-based approach to  $\mathcal{H}_\infty$  model reduction of dynamical systems, in: 49th IEEE Conference on Decision and Control (CDC), IEEE, 2010, pp. 6791–6796.
- [28] G. Flagg, C. A. Beattie, S. Gugercin, Interpolatory  $\mathcal{H}_\infty$  model reduction, *Systems & Control Letters* 62 (7) (2013) 567–574.
- [29] A. Castagnotto, C. Beattie, S. Gugercin, Interpolatory methods for  $\mathcal{H}_\infty$  model reduction of multi-input/multi-output systems, in: *Model Reduction of Parametrized Systems*, Springer, 2017, pp. 349–365.

- [30] T. Wolf,  $\mathcal{H}_2$  pseudo-optimal model order reduction, Ph.D. thesis, Technische Universität München (2014).
- [31] D. Wilson, Optimum solution of model-reduction problem, in: Proceedings of the Institution of Electrical Engineers, Vol. 117, IET, 1970, pp. 1161–1165.
- 475 [32] S. Gugercin, A. C. Antoulas, C. Beattie,  $\mathcal{H}_2$  model reduction for large-scale linear dynamical systems, SIAM journal on matrix analysis and applications 30 (2) (2008) 609–638.
- [33] P. Van Dooren, K. A. Gallivan, P.-A. Absil,  $\mathcal{H}_2$ -optimal model reduction of MIMO systems, Applied Mathematics Letters 21 (12) (2008) 1267–1273.
- 480 [34] Y. Xu, T. Zeng, Optimal  $\mathcal{H}_2$  model reduction for large scale MIMO systems via tangential interpolation., International Journal of Numerical Analysis & Modeling 8 (1) (2011).
- [35] K. Gallivan, A. Vandendorpe, P. Van Dooren, Sylvester equations and projection-based model reduction, Journal of Computational and Applied Mathematics 162 (1) (2004) 213–229.
- 485 [36] P. Benner, M. K ohler, J. Saak, Sparse-dense Sylvester equations in  $\mathcal{H}_2$ -model order reduction., MPI. Magdeburg preprints MPIMD/11-11 (2011).
- [37] C. A. Beattie, S. Gugercin, A trust region method for optimal  $\mathcal{H}_2$  model reduction, in: Proceedings of the 48h IEEE Conference on Decision and Control (CDC) held jointly with 2009 28th Chinese Control Conference, IEEE, 2009, pp. 5370–5375.
- 490 [38] Y. Jiang, K. Xu,  $\mathcal{H}_2$  optimal reduced models of general MIMO LTI systems via the cross gramian on the Stiefel manifold, Journal of the Franklin Institute 354 (8) (2017) 3210–3224.
- 495 [39] K. Sato, H. Sato, Structure-preserving  $\mathcal{H}_2$  optimal model reduction based on the Riemannian trust-region method, IEEE Transactions on Automatic Control 63 (2) (2017) 505–512.

- [40] H. Sato, K. Sato, Riemannian trust-region methods for  $\mathcal{H}_2$  optimal model  
500 reduction, in: 2015 54th IEEE Conference on Decision and Control (CDC),  
IEEE, 2015, pp. 4648–4655.
- [41] P. Yang, Y.-L. Jiang, K.-L. Xu, A trust-region method for  $\mathcal{H}_2$  model re-  
duction of bilinear systems on the Stiefel manifold, *Journal of the Franklin  
Institute* 356 (4) (2019) 2258–2273.
- [42] H. K. Panzer, S. Jaensch, T. Wolf, B. Lohmann, A greedy rational Krylov  
505 method for  $\mathcal{H}_2$ -pseudooptimal model order reduction with preservation of  
stability, in: 2013 American Control Conference, IEEE, 2013, pp. 5512–  
5517.
- [43] T. Wolf, H. K. Panzer, B. Lohmann,  $\mathcal{H}_2$  pseudo-optimality in model order  
510 reduction by Krylov subspace methods, in: 2013 European control confer-  
ence (ECC), IEEE, 2013, pp. 3427–3432.
- [44] S. Ibrir, A projection-based algorithm for model-order reduction with  $\mathcal{H}_2$   
performance: A convex-optimization setting, *Automatica* 93 (2018) 510–  
519.
- [45] P. Kundur, N. J. Balu, M. G. Lauby, *Power system stability and control*,  
515 Vol. 7, McGraw-hill New York, 1994.
- [46] B. Pal, B. Chaudhuri, *Robust control in power systems*, Springer Science  
& Business Media, 2006.
- [47] G. Rogers, *Power system oscillations*, Springer Science & Business Media,  
520 2012.
- [48] M. Grimble, Solution of finite-time optimal control problems with mixed  
end constraints in the s-domain, *IEEE Transactions on Automatic Control*  
24 (1) (1979) 100–108.
- [49] W. Gawronski, J.-N. Juang, Model reduction in limited time and frequency  
525 intervals, *International Journal of Systems Science* 21 (2) (1990) 349–376.



- [50] M. Redmann, P. Kürschner, An output error bound for time-limited balanced truncation, *Systems & Control Letters* 121 (2018) 1–6.
- [51] M. Redmann, An  $L^2_T$ -error bound for time-limited balanced truncation, *Systems & Control Letters* 136 (2020) 104620.
- 530 [52] S. Gugercin, A. C. Antoulas, A survey of model reduction by balanced truncation and some new results, *International Journal of Control* 77 (8) (2004) 748–766.
- [53] P. Kürschner, Balanced truncation model order reduction in limited time intervals for large systems, *Advances in Computational Mathematics* 44 (6)  
535 (2018) 1821–1844.
- [54] U. Zulfiqar, M. Imran, A. Ghafoor, M. Liaqat, Time/frequency-limited positive-real truncated balanced realizations, *IMA Journal of Mathematical Control and Information* 37 (1) (2020) 64–81.
- [55] P. Benner, S. W. Werner, Frequency-and time-limited balanced truncation  
540 for large-scale second-order systems, *Linear Algebra and its Applications* 623 (2021) 68–103.
- [56] D. Kumar, A. Jazlan, V. Sreeram, Generalized time limited gramian based model reduction, in: *2017 Australian and New Zealand Control Conference (ANZCC)*, IEEE, 2017, pp. 47–49.
- 545 [57] M. Imran, M. Imran, Development of time-limited model reduction technique for one-dimensional and two-dimensional systems with error bound via balanced structure, *Journal of the Franklin Institute* (2022).
- [58] H. R. Shaker, M. Tahavori, Time-interval model reduction of bilinear systems, *International Journal of Control* 87 (8) (2014) 1487–1495.
- 550 [59] M. Tahavori, H. R. Shaker, Model reduction via time-interval balanced stochastic truncation for linear time invariant systems, *International Journal of Systems Science* 44 (3) (2013) 493–501.

- [60] P. Goyal, M. Redmann, Time-limited  $\mathcal{H}_2$ -optimal model order reduction, *Applied Mathematics and Computation* 355 (2019) 184–197.
- 555 [61] K. Sinani, S. Gugercin,  $\mathcal{H}_2(t_f)$  optimality conditions for a finite-time horizon, *Automatica* 110 (2019) 108604.
- [62] K. Das, S. Krishnaswamy, S. Majhi,  $\mathcal{H}_2$  optimal model order reduction over a finite time interval, *IEEE Control Systems Letters* 6 (2022) 2467–2472.
- [63] U. Zulfqar, V. Sreeram, X. Du, On frequency-and time-limited  $\mathcal{H}_2$ -optimal  
560 model order reduction, arXiv preprint arXiv:2102.03603.
- [64] U. Zulfqar,  $\mathcal{H}_2$  near-optimal projection methods for finite-horizon model order reduction, Ph.D. thesis, The University of Western Australia, Perth, Australia (2021).
- [65] U. Zulfqar, V. Sreeram, X. Du, Time-limited pseudo-optimal  $\mathcal{H}_2$ -model  
565 order reduction, *IET Control Theory & Applications* 14 (14) (2020) 1995–2007.
- [66] A. C. Antoulas, *Approximation of large-scale dynamical systems*, SIAM, 2005.
- [67] K. Zhou, Frequency-weighted  $\mathcal{H}_\infty$  norm and optimal Hankel norm model  
570 reduction, *IEEE Transactions on Automatic Control* 40 (10) (1995) 1687–1699.
- [68] K. Zhou, J. Doyle, K. Glover, *Robust and optimal control*, *Control Engineering Practice* 4 (8) (1996) 1189–1190.
- [69] D. A. Bini, S. Dendievel, G. Latouche, B. Meini, Computing the exponential of large block-triangular block-toeplitz matrices encountered in fluid  
575 queues, *Linear Algebra and its Applications* 502 (2016) 387–419.
- [70] N. N. Smalls, *The exponential function of matrices*, Master thesis, Georgia State University (2007).

- [71] K. B. Petersen, M. S. Pedersen, et al., The matrix cookbook, Technical  
580 University of Denmark 7 (15) (2008) 510.
- [72] D. Petersson, A nonlinear optimization approach to  $\mathcal{H}_2$ -optimal modeling  
and control, Ph.D. thesis, Linköping University Electronic Press (2013).
- [73] P. Benner, E. S. Quintana-Ortí, G. Quintana-Ortí, Efficient numerical algo-  
rithms for balanced stochastic truncation, International Journal of Applied  
585 Mathematics and Computer Science 11 (5) (2001) 1123–1150.
- [74] B. Anić, C. Beattie, S. Gugercin, A. C. Antoulas, Interpolatory weighted-  
 $\mathcal{H}_2$  model reduction, Automatica 49 (5) (2013) 1275–1280.
- [75] T. Breiten, C. Beattie, S. Gugercin, Near-optimal frequency-weighted in-  
terpolatory model reduction, Systems & Control Letters 78 (2015) 8–18.
- 590 [76] U. Zulfiqar, V. Sreeram, M. I. Ahmad, X. Du, Frequency-weighted  $\mathcal{H}_2$ -  
optimal model order reduction via oblique projection, International Journal  
of Systems Science 53 (1) (2022) 182–198.
- [77] J. Rommes, N. Martins, Efficient computation of multivariable transfer  
function dominant poles using subspace acceleration, IEEE transactions  
595 on power systems 21 (4) (2006) 1471–1483.
- [78] N. Martins, P. C. Pellanda, J. Rommes, Computation of transfer function  
dominant zeros with applications to oscillation damping control of large  
power systems, IEEE transactions on power systems 22 (4) (2007) 1657–  
1664.
- 600 [79] T. A. Davis, Algorithm 832: UMFPACK v4. 3—an unsymmetric-  
pattern multifrontal method, ACM Transactions on Mathematical Software  
(TOMS) 30 (2) (2004) 196–199.
- [80] J. W. Demmel, S. C. Eisenstat, J. R. Gilbert, X. S. Li, J. W. Liu, A  
supernodal approach to sparse partial pivoting, SIAM Journal on Matrix  
605 Analysis and Applications 20 (3) (1999) 720–755.

- [81] H. K. Panzer, Model order reduction by Krylov subspace methods with global error bounds and automatic choice of parameters, Ph.D. thesis, Technische Universität München (2014).
- [82] Y. Chahlaoui, P. V. Dooren, Benchmark examples for model reduction of linear time-invariant dynamical systems, in: Dimension reduction of large-scale systems, Springer, 2005, pp. 379–392.