

BNSynth: Bounded Boolean Functional Synthesis

Ravi Raja
raviraja@iisc.ac.in
Indian Institute of Science
Bengaluru, India

Stanly Samuel
stanly@iisc.ac.in
Indian Institute of Science
Bengaluru, India

Chiranjib Bhattacharyya
chiru@iisc.ac.in
Indian Institute of Science
Bengaluru, India

Deepak D'Souza
deepakd@iisc.ac.in
Indian Institute of Science
Bengaluru, India

Aditya Kanade
kanadeaditya@microsoft.com
Microsoft Research
Bengaluru, India

ABSTRACT

The automated synthesis of correct-by-construction Boolean functions from logical specifications is known as the Boolean Functional Synthesis (BFS) problem. BFS has many application areas that range from software engineering to circuit design. In this paper, we introduce a tool BNSynth, that is the first to solve the BFS problem under a given bound on the solution space. Bounding the solution space induces the synthesis of smaller functions that benefit resource constrained areas such as circuit design. BNSynth uses a counter-example guided, neural approach to solve the bounded BFS problem. Initial results show promise in synthesizing smaller solutions; we observe at least **3.2X** (and up to **24X**) improvement in the reduction of solution size on average, as compared to state of the art tools on our benchmarks. BNSynth is available on GitHub under an open source license.

Tool Link: <https://github.com/rrlcs/bnsynth>

Video Link: <https://youtu.be/xaaopov3eZc>

CCS CONCEPTS

• **Theory of computation** → **Automated reasoning**; • **Computing methodologies** → **Machine learning**; • **Hardware** → **Combinational synthesis**.

KEYWORDS

boolean function synthesis, machine learning, logic, neural networks

ACM Reference Format:

Ravi Raja, Stanly Samuel, Chiranjib Bhattacharyya, Deepak D'Souza, and Aditya Kanade. 2022. BNSynth: Bounded Boolean Functional Synthesis. In *Proceedings of ACM Conference (Conference'17)*. ACM, New York, NY, USA, 5 pages. <https://doi.org/XXXXXXXX.XXXXXXX>

Permission to make digital or hard copies of all or part of this work for personal or classroom use is granted without fee provided that copies are not made or distributed for profit or commercial advantage and that copies bear this notice and the full citation on the first page. Copyrights for components of this work owned by others than ACM must be honored. Abstracting with credit is permitted. To copy otherwise, or republish, to post on servers or to redistribute to lists, requires prior specific permission and/or a fee. Request permissions from permissions@acm.org.
Conference'17, July 2017, Washington, DC, USA

© 2022 Association for Computing Machinery.
ACM ISBN 978-x-xxxx-xxxx-x/YY/MM... \$15.00
<https://doi.org/XXXXXXXX.XXXXXXX>

1 INTRODUCTION

Boolean Functional Synthesis (BFS) is a well-known problem in the domain of automated program synthesis from logical specifications. In this problem we are given a Boolean function $F(X, Y)$ over sets of variables X and Y , and we are asked to synthesize a Boolean expression $\psi_i(X)$ for each $y_i \in Y$, such that, for any valuation v to X , if there exists a valuation to Y which makes F true, then the expression $F[\psi_i(X)/y_i]$ (where each y_i is replaced by $\psi_i(X)$) also evaluates to true under v . Since Boolean functions are the basic building blocks of modern digital systems, BFS has applications in a wide range of areas, including QBF-SAT solving, circuit repair and debugging. This has motivated the community to develop practically efficient algorithms for synthesizing solutions to the BFS problem [1, 5]. In many applications (like circuit repair) however, the *compactness* of the synthesized expressions is an important aspect. To the best of our knowledge, current techniques are unable to specify a bound on the Boolean function size during synthesis. Our aim in this paper is to address the problem of finding compact solutions to the BFS problem, using a neural synthesis approach.

Learning Boolean functions from logical specifications using neural networks is a difficult problem as it requires the network to represent Boolean functions. Boolean functions are discrete functions and consequently, non-differentiable. Thus, learning a Boolean function directly using traditional neural networks is not possible. Recently Ryan et al proposed the Gated Continuous Logic Network (GCLN) model [6] that builds on Fuzzy Logic to represent Boolean and linear integer operator, in the context of learning invariants for programs. In this work, we investigate the use of the GCLN model to synthesize solutions to the BFS problem. Our model lets us bound the number of clauses used in the synthesized Boolean expression.

We implement this approach in our tool BNSynth (for Bounded Neural Synthesis), that also uses sampling and counterexample guided techniques to synthesize Boolean functions. We validate our hypothesis that this system can learn smaller expressions as compared to a state-of-the-art tool, over custom and standard benchmarks. We observe a 24.2X (resp. 3.2) average improvement in the number of clauses and 35.1X (resp. 4.2) improvement in literal count, for the custom (resp. standard) benchmarks. We also observe that in some cases, we use fewer input lines. This empirically shows that our system is capable of synthesizing smaller and efficient Boolean expressions as compared to the state-of-the-art.

2 BACKGROUND

2.1 Boolean Functional Synthesis (BFS)

The *Boolean Functional Synthesis* (BFS) problem is as follows.

Given a Boolean formula $F(X, Y)$, with $X = \{x_1, \dots, x_n\}$ and $Y = \{y_1, \dots, y_m\}$, synthesize Boolean formulas $\psi_1(X), \dots, \psi_m(X)$, such that

$$\exists Y F(X, Y) \equiv F(X, \psi_1(X), \dots, \psi_m(X)). \quad (1)$$

If we use $\Psi(X)$ to represent the vector $\langle \psi_1(X), \dots, \psi_m(X) \rangle$, we can write Eq. 1 compactly as:

$$\exists Y F(X, Y) \equiv F(X, \Psi(X)) \quad (2)$$

We refer to the ψ_i 's as *Skolem functions*, and Ψ as the *Skolem function vector*.

As an example consider the problem where $X = \{x\}$, $Y = \{y_1, y_2\}$, and $F(x, y_1, y_2)$ is $XOR(x, y_1, y_2)$. Here XOR returns *true* iff the number of true inputs to it is odd. Possible solutions for Ψ include $\langle \neg x, false \rangle$ and $\langle x, true \rangle$. We notice that $\psi_1(x)$ and $\psi_2(x)$ cannot be chosen independent of each other.

2.2 Application in Circuit Repair

An important application of BFS is in circuit repair. Chip designers often include a small level of programmability in chips, to take care of subsequent changes in specification or bugs in the original design. This programmability is often achieved by introducing a small number of programmable "LUTs" (for "Look Up Tables") into the chip, that can be modified even after the chip is manufactured to realize the new specification [4]. The question now is what logic do we fill in for each LUT so that the circuit realizes the new spec. We use a concrete example to illustrate how this can be modelled and solved as an instance of the BFS problem.

Consider the circuit with two LUTs ϕ_1 and ϕ_2 shown in Fig. 1(a). Let us denote this circuit by $G_{\phi_1, \phi_2}(x_1, x_2)$, where ϕ_1 and ϕ_2 are parameters representing the logic placed in the two LUTs respectively. Let us say the new spec for the circuit is $H(x_1, x_2)$ shown in Fig. 1(b). We would like to come up with concrete instantiations of ϕ_1 and ϕ_2 such that the circuit behaves like the given spec H . Let $G'(x_1, x_2, y_1, y_2)$ denote the given circuit with the LUTs replaced by inputs y_1, y_2 respectively. We can now consider the BFS instance $F(x_1, x_2, y_1, y_2)$ where F is the circuit $G'(x_1, x_2, y_1, y_2) \leftrightarrow H(x_1, x_2)$, as shown in Fig. 1(c). A solution to the given BFS problem, say ψ_1, ψ_2 , now gives us the required LUT instantiation. One further step remains: we need to check that for every value of x_1, x_2 , there *do* exist values of y_1, y_2 such that F evaluates to *true*. However this is easily done by asking a SAT solver whether the formula $H(x_1, x_2) \wedge \neg F(x_1, x_2, \psi_1, \psi_2)$ is unsatisfiable.

We note that in this application, the LUTs may often be constrained to allow only a bounded number of terms (say in a POS or SOP form), or a bounded number of inputs. Hence it is beneficial if we can synthesize ψ 's with a small number of inputs and terms. Our tool BNSynth synthesizes the compact Skolem functions $\langle false, \neg x_1 \rangle$ for the example circuit.

2.3 Bounded Boolean Functional Synthesis

The application above motivates the Bounded BFS (B-BFS) problem, where, in addition to the Boolean function $F(X, Y)$ as in Sec. 2.1,

we are given a bound K on the number of clauses (say in CNF or DNF form) allowed for each Skolem function in $\Psi(X)$. The problem now is to synthesize a solution to the BFS problem that respects the given bound K .

2.4 Gated Continuous Logic Network (G-CLN)

The enabler for BNSynth to solve the B-BFS problem is the Gated Continuous Logic Network [6]. This is a specialized neural network which is used to represent logical formulae succinctly. It uses *t-norms* and *t-conorms* as activation functions. *T-norms* and *t-conorms* 2.4 are continuous counterparts for *logical or gate* and *logical and gate*. Figure 2 shows a trained instance of gcln, with CNF architecture, representing boolean formula $x_1 \wedge x_2$. 0/1 represents values of corresponding gates; 0: gate is off - don't select the input, 1: gate is on - select the input. We refer the reader to the paper for more details; we explain the architecture using an example in the next section.

Gated t-norms and gated t-conorms: Given a classic t-norm $T(x, y) = x \otimes y$, we define its associated gated t-norm as

$$T_G(x, y; g_1, g_2) = (1 * (1 - g_1) + x * g_1) \otimes (1 * (1 - g_2) + y * g_2)$$

Here $g_1, g_2 \in [0, 1]$ are gate parameters indicating if x and y are activated, respectively.

Gates g_1, g_2 are learnt from Neural Network. Given a threshold T let,

$$g'_i = \begin{cases} 1 & g_i > T \\ 0 & \text{otherwise} \end{cases}$$

$$T_G(x, y; g'_1, g'_2) = \begin{cases} x \otimes y & g'_1 = 1 \text{ and } g'_2 = 1 \\ x & g'_1 = 1 \text{ and } g'_2 = 0 \\ y & g'_1 = 0 \text{ and } g'_2 = 1 \\ 1 & g'_1 = 0 \text{ and } g'_2 = 0 \end{cases}$$

$(1 + g_1(x - 1))$ gives a convex combination of 1 and x for the values of g_1 and $g_2 \in (0, 1)$. Similarly, for $(1 + g_1(y - 1))$

Using DeMorgan's laws $x \otimes y = 1 - ((1 - x) \otimes (1 - y))$, we define gated t-conorms as

$$T'_G(x, y; g_1, g_2) = 1 - ((1 - g_1 * x) \otimes (1 - g_2 * y))$$

and has following property -

$$T'_G(x, y; g'_1, g'_2) = \begin{cases} x \otimes y & g'_1 = 1 \text{ and } g'_2 = 1 \\ x & g'_1 = 1 \text{ and } g'_2 = 0 \\ y & g'_1 = 0 \text{ and } g'_2 = 1 \\ 0 & g'_1 = 0 \text{ and } g'_2 = 0 \end{cases}$$

3 TOOL ARCHITECTURE

Fig. 3 describes the overall architecture of BNSynth. BNSynth allows users to specify the bound on the maximum number of clauses in a Skolem function in the BFS problem. We present our overall algorithm in Algorithm 1 (B-BFS). The algorithm takes upper bound on the number of clauses K and finds a formula (Ψ) within that bound satisfying the training samples in table T . Formula is obtained from the trained model using a formula extraction algorithm

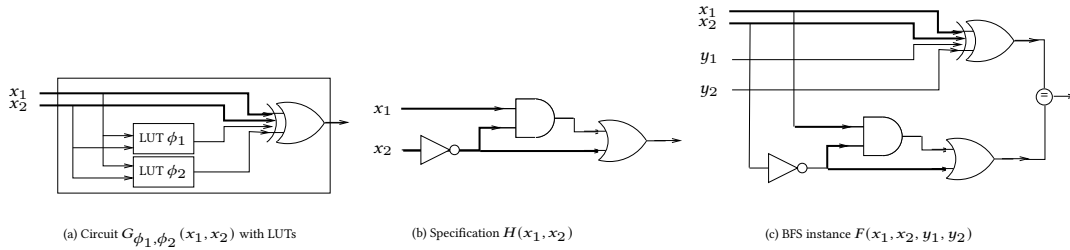


Figure 1: Illustrating LUT synthesis application of BFS

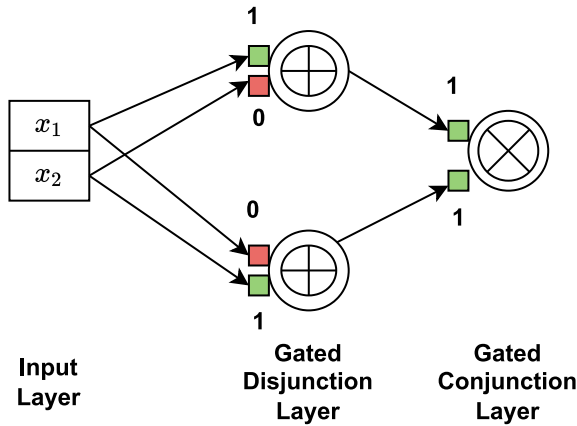


Figure 2: An instance of trained G-CLN with $K = 2$ representing Boolean formula $(x_1 \wedge x_2)$, where x_1 and x_2 are Boolean variables.

called *FExtract*. We check the validity of Ψ by constructing an error formula $E(X, Y, Y')$ and checking it for satisfiability. If Ψ is a valid skolem function i.e. the error formula is *UNSAT* then the algorithm stops else it starts the counter-example guided training loop. To the best of our knowledge, no other tool in this space offers this flexibility. We describe the various components of the tool below.

3.1 Input

BNSynth takes as input a BFS specification and a bound on the maximum clause size per Skolem function.

BFS Specification: This is a Boolean relation $F(X, Y)$ over the set of input variables X and the set of output variables Y . For example, if $X = \{x_0\}$ and $Y = \{y_0\}$, a possible specification is $F(X, Y) = x_0 \vee y_0$.

Bound on Clauses (K): We can specify the maximum bound on the number of clauses to be synthesized for all Skolem functions in a given problem. In this paper, we consider Boolean formulas in Conjunctive Normal Form (CNF). Such formulas are conjunctions of clauses where each clause is a disjunction of literals. A literal can be an input variable $\in X$ or its negation.

If $K = 1$, a possible Skolem function $\Psi(X)$ that solves the BFS problem for the above specification is $\Psi(X) = y_0 = True$.

Algorithm 1 B-BFS

- 1: **Input:** BFS problem $F(X, Y)$.
- 2: **Output:** Solution to BFS problem.
- 3: Generate partial entries in table T .
- 4: K is the number of clauses allowed by model.
- 5: **while true do**
- 6: Learn Ψ consistent with T , using GCLN(K) model.
- 7: Extract the Skolem Function Vector Ψ from the trained model using *FExtract*.
- 8: **if** error formula $E(X, Y, Y')$ corresponding to Ψ is *UNSAT* **then**
- 9: **return** Ψ as solution.
- 10: **else**
- 11: Add counter-example given by solver to T .
- 12: **end if**
- 13: **end while**
- 14: **return**

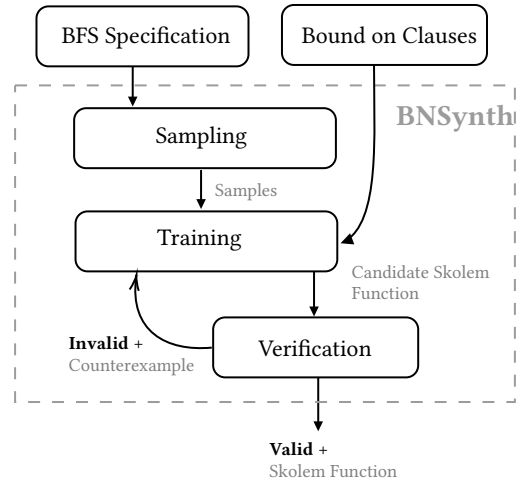


Figure 3: BNSynth Tool Architecture

3.2 Sampling

We use the weighted sampler from the tool Manthan [5] to sample positive points from the specification $F(X, Y)$ (i.e., points that satisfy F). As an extra step, we refine the samples generated by this sampler to remove non-deterministic rows. For example, in the specification, $F(X, Y) = x_0 \vee y_0$, if the sampler samples the

points (1, 0) and (1, 1), these points may impede learning as it can non-deterministically assign either 0 or 1 to the input 1. Thus, we randomly eliminate one of the points. Similarly, we also eliminate don't care points from the sampled data points (i.e., input points where all output values satisfy the specification), as they are not necessary conditions for our synthesis procedure.

3.3 Training

This phase consists of training and formula extraction.

3.3.1 Training: BNSynth views the synthesis problem as a regression problem and uses a Gated Continuous Logic Network (G-CLN) [6] as the underlying model. For our example with $K = 3$, the G-CLN architecture is shown in Figure 4. The weights on the edges represent the gates that will range over $\{0, 1\}$ after training is complete. The activation functions in the middle layer represent the logical disjunction operator in the continuous domain and the activation function in the last layer represent logical conjunction in the continuous domain. The input layer is of size $2|X|$ as it includes negative literals as well. We train the model up to 100% accuracy over the samples and then read the weights for formula extraction. For multiple outputs, this process occurs in sequence. We have refined architectures that avoid this redundancy and we describe them in our tool documentation.

3.3.2 Formula Extraction: After training for the given example, BNSynth learns $g_{12} = g_{22} = h_2 = 1$, and the rest of the weights as 0. This results in the formula $x_0 \vee \neg x_0$ which represents *True* after simplification. This is assigned to output variable y_0 .

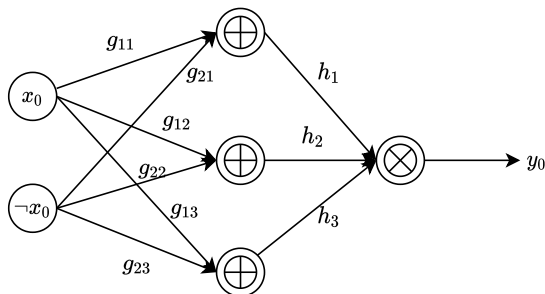


Figure 4: G-CLN CNF Architecture for $K = 3$ and $X = \{x_0\}$

3.4 Verification

This phase verifies the candidate Skolem functions generated by the training phase and is in the same spirit as Manthan's verifier [5]. Consider the formula $E(X, Y, Y')$, given by:

$$F(X, Y) \wedge \neg F(X, Y') \wedge (Y' \leftrightarrow \Psi). \quad (3)$$

Once we generate a candidate Skolem functions $\Psi(X)$ after training, the verifier plugs it into Equation 3 to check for satisfiability. If UNSAT, the formula is valid. Otherwise, the formula is invalid. In the latter case, a counterexample is generated and added to the current sample set and training is restarted. This counterexample loop continues until valid Skolem functions are found. In our example, $y_0 = \text{true}$ is a valid Skolem function that satisfies $F(X, Y)$.

In principle, our approach terminates due to the heuristics that we use.

4 EVALUATION

To evaluate BNSynth, we ask the following research questions:

- **Convergence:** Does BNSynth scale as the number of variables increase?
- **Conciseness:** Does BNSynth synthesize smaller sized Skolem functions as compared to state of the art tools?

Benchmarks: We evaluate BNSynth on custom benchmarks shown in Table 1. The custom benchmarks are constraints with smaller number of inputs and outputs, of the order of 1-6 variables and 1-26 variables respectively. They are manually created to check the soundness and conciseness of our approach. We also consider variations of LUT problems from the EPFL benchmark suite [2] and the ISCAS85 [3] benchmark suite as seen in Table 2.

Evaluation Environment: We perform our experiments on a machine with an Intel i5-6400 processor, 8GB RAM and no GPU support.

System Configuration: We implemented our method with the PyTorch Framework and use the PicoSAT solver to validate the correctness of the synthesized Skolem functions. We use the Adam optimizer with learning rate 0.01 and decay set to 0. We do not set a maximum epoch as we aim to reach a 100% accuracy on all benchmarks. We use the L1 regularization set to 10^{-6} on the G-CLN gates.

Experimental Setup: In our preliminary experiments, we compare against the state of the art tool Manthan [5] in terms of time (T), total number of clauses (C), literals (L) and unique inputs (I) in the synthesized Skolem function vector. We perform the experiments as follows. We first run BNSynth and Manthan on a specific benchmark to get $\Psi(X)$. BNSynth can give the outputs directly in either CNF or DNF, in Z3py format. In this paper, we discuss the results for CNF. However, we observed that Manthan does not synthesize the skolem functions in any normal form. Thus, we first convert the skolem functions given by Manthan in Verilog, to Z3Py, using our Verilog to Z3Py translator¹. We then convert these Z3 formulae returned by both Manthan and BNSynth into CNF using the Z3 tactic *tseitin-cnf*. Furthermore, we use an inbuilt Z3 tactic *ctx-solver-simplify*, which is a powerful context based formula simplifier, repeatedly to further simplify the CNF forms returned by both tools. We have observed that this simplification maintains the CNF form and also gives the minimal formula as the simplification tactic is repeatedly applied until no more changes are possible. We have observed that the CNF formula that BNSynth generates does not minimize significantly even after using the above conversions. For experimentation, we change the value of K and timeout dynamically. We iterate over K and timeout in the range [(1, 60), (5, 120), (20, 120), (50, 180), (500, 300), (1000, 600)], where the timeout is in seconds.

Results: Table 1 shows the results on the custom benchmarks. These benchmarks are named in the format N_I_O where N is the name of the benchmark, I is the number of inputs and O is the number of outputs. In this table, K denotes the minimum value in the range [1,5,20,50,500, 1000] for which we could solve the BFS

¹<https://github.com/rrlcs/verilog-to-z3py>

problem. We mark the rows in green for which we have $> 2X$ improvement in C and L over Manthan. We mark in red the rows where we do not perform better than Manthan for both C and L . It is worth noting that for all of these benchmarks, we perform at least as well as Manthan on I ; in cases possible, we even use lesser number of inputs. However, this comes at a cost of time, as seen in the T columns. On an average we see **24.2X improvement** in C and **35.1X improvement** in L , over Manthan, for these custom benchmarks. Table 2 represent real world LUT benchmarks used in the logic synthesis domain. We observe **3.2X improvement** in C and **4.2X improvement** in L , over Manthan, for these benchmarks.

Table 1: Evaluation of BNSynth on Custom Benchmarks

Benchmark	BNSynth					Manthan				
	K	T	C	L	I	T	C	L	I	
adder_4_9.v	20	58	27	68	4	2	1176	5093	4	
mirror_20_20.v	5	88	20	20	20	2	20	20	20	
multiplexer_3_3.v	5	3	8	14	3	2	6	7	3	
misc1_2_1.v	1	1	1	1	1	2	2	2	2	
misc2_3_1.v	1	1	1	1	1	2	2	4	3	
misc3_2_3.v	5	16	3	3	1	2	13	26	2	
xnor_6_2.v	50	43	51	232	6	3	160	594	6	
xor_2_4.v	5	49	5	7	2	2	15	28	2	
xor_3_3.v	20	14	6	14	3	2	91	309	3	
xor_4_2.v	20	15	9	33	4	2	57	213	4	
xor_4_3.v	20	14	17	45	4	2	119	523	4	
xor_5_2.v	20	12	17	81	5	3	141	470	5	
xor_5_3.v	20	55	21	82	5	2	546	2628	5	
xor_6_2.v	50	24	52	242	6	3	179	603	6	
xor_6_10.v	50	51	155	731	6	4	9825	62462	6	
xor_6_26.v	50	170	359	1888	6	5	94262	754276	6	
xor_8_8.v	1000	404	680	4720	8	8	1475	6697	8	
xor-implies_8_8.v	1000	129	568	3727	8	6	114	340	8	
xnor-implies_6_2.v	50	26	51	238	6	3	236	747	6	
Average Improvement of BNSynth over Manthan						T	C	L	I	
						0.3	24.2	35.1	1.2	

Table 2: Evaluation of BNSynth on LUT Benchmarks

Benchmark	BNSynth					Manthan				
	K	T	C	L	I	T	C	L	I	
lut1_2_2.v	5	6	2	2	1	1	2	2	1	
lut2-pla_2_2.v	5	3	2	2	1	1	2	2	1	
lut3-c17a_5_2.v	5	1	4	7	4	1	7	18	5	
lut4-c17b_5_2.v	20	3	14	46	5	1	94	313	5	
lut5-c17c_5_2.v	5	1	4	9	4	1	16	51	4	
lut6-c17d_5_2.v	5	1	4	8	4	1	15	48	4	
lut7-ctrl_7_1.v	5	8	5	11	7	1	21	67	7	
Average Improvement of BNSynth over Manthan						T	C	L	I	
						0.6	3.2	4.2	1.0	

5 FUTURE WORK

Although we show promise on the custom and LUT benchmarks, they do not reflect BFS applications that range over a large input domain. Scalability still remains a major challenge and is a work in progress.

6 CONCLUSION

In this paper, we introduced the Bounded BFS problem and made preliminary progress towards solving the problem. We also introduce a novel counterexample guided, neural based approach that significantly outperforms a state of the art tool in formula size for

small specification sizes. This empirically shows that an efficient and scalable solution to the B-BFS problem can provide significant savings to resource constrained BFS domains.

REFERENCES

- [1] S. Akshay, Supratik Chakraborty, Shubham Goel, Sumith Kulal, and Shetal Shah. 2018. What’s hard about Boolean Functional Synthesis. *CoRR* abs/1804.05507 (2018). arXiv:1804.05507 <http://arxiv.org/abs/1804.05507>
- [2] Luca Amarù, Pierre-Emmanuel Gaillardon, and Giovanni De Micheli. 2015. The EPFL combinational benchmark suite. In *Proceedings of the 24th International Workshop on Logic & Synthesis (IWLS)*.
- [3] M.C. Hansen, H. Yalcin, and J.P. Hayes. 1999. Unveiling the ISCAS-85 benchmarks: a case study in reverse engineering. *IEEE Design Test of Computers* 16, 3 (1999), 72–80. <https://doi.org/10.1109/54.785838>
- [4] Jo, Satoshi and Matsumoto, Takeshi and Fujita, Masahiro. 2012. SAT-Based Automatic Rectification and Debugging of Combinational Circuits with LUT Insertions. In *2012 IEEE 21st Asian Test Symposium*. 19–24. <https://doi.org/10.1109/ATS.2012.55>
- [5] Priyanka Golia and Subhajit Roy and Kuldeep S. Meel. 2020. Manthan: A Data Driven Approach for Boolean Function Synthesis. *CoRR* abs/2005.06922 (2020). arXiv:2005.06922 <https://arxiv.org/abs/2005.06922>
- [6] Jianan Yao, Gabriel Ryan, Justin Wong, Suman Jana, and Ronghui Gu. 2020. Learning Nonlinear Loop Invariants with Gated Continuous Logic Networks. *CoRR* abs/2003.07959 (2020). arXiv:2003.07959 <https://arxiv.org/abs/2003.07959>